

TWENTY POINT PROGRAMME-2006
PROGRESS REPORT
FOR THE PERIOD
APRIL 2016 – JUNE 2016



GOVERNMENT OF INDIA
MINISTRY OF STATISTICS AND PROGRAMME IMPLEMENTATION
SARDAR PATEL BHAWAN, SANSAD MARG,
NEW DELHI-110 001

Website: www.mospi.gov.in

CONTENTS

Page No.

I.	Introduction	1
PART-I		
Overall Performance Analysis		
II.	Progress Report	2
III.	Highlights of Performance	3
Table - A	All India Performance	7
Table - B	State-wise Performance	8
Table - C	State -wise and Item-wise Performance	14
PART- II		
Performance Tables		
Table No.	Description of Item	
1	Employment Generation - MGNREG A	23
2(A)	Number of SHGs promoted (new and revived) during the financial year (NRLM)	24
2(B)	Number of SHGs provided Revolving Fund (RF) during the financial year (NRLM)	26
2(C)	Number of SHGs provided Community Investment Fund (CIF) during the financial year (NRLM)	28
3(A)	Distribution of WasteLand to the Landless	30
3(B)	Waste Land distributed to SC, ST and others	31
4(A)	Minimum Wages Enforcement (including Farm Labour)	32
	(i) Inspections made (ii) Irregularities detected	
	(iii) Irregularities rectified	
4(B)	Minimum Wages Enforcement (including Farm Labour)	33
	(i) Claims Filed (ii) Claims Settled	
4(C)	Minimum Wages Enforcement (including Farm Labour)	34
	(i) Prosecution cases pending (ii) Prosecution cases filed	
	(iii) Prosecution cases decided	
5(A)	<i>Food Security: Targeted Public Distribution System (TPDS) for AAY, APL & BPL,</i>	35
5(B)	<i>Food Security: TPDS for Antyodaya Anna Yojana (AAY) only</i>	37
5(C)	<i>Food Security: TPDS for Below Poverty Line (BPL) only</i>	39
5(D)	<i>Food Security: NFSA for Normal</i>	41
5(E)	<i>Food Security: NFSA for Tide Over</i>	43
6	Rural Housing : Pradhan Mantri Awaas Yojana (PMAY-G)	45
7	EWS/LIG Houses in Urban Areas	47
8	National Rural Drinking Water Programme (NRDWP)	
8(A)	Partially Covered Habitations	49
8(B)	Coverage of Quality Affected Habitations	51
9	Sanitation Programme in Rural Areas	53
10	Institutional Delivery	54
11(A)	SC Families assisted under SCA to SCSP & NSFDC	55
11(B)	SC Students assisted under Post-Matric Scholarship	57
12	Universalization of ICDS Scheme	58
13	Functional Anganwadis	60
14	Number of Urban Poor Families assisted under Seven Point Charter	62
15(A)	Afforestation- Area Covered under Plantation (Public and Forest Lands)	63
15(B)	Afforestation: Seedlings Planted (Public and Forest Lands)	65
16	Rural Roads Constructed under (PMGSY)	67
17	Deendayal Upadhyaya Gram Jyoti Yojana (DDUGJY)	69
18	Energising Pump sets	71
19	Supply of Electricity	73
Annexures		
Annexure - 1	List of Twenty Points	75
Annexure - 2	List of 65 items to be monitored under TPP-2006	76
Annexure - 3	List of Quarterly Monitored Items	79
Annexure - 4	Status of receipt of targets for Quarterly Monitored Items	80
Annexure - 5	List of items/parameters identified for appraisal	84
Annexure - 6	List of items under TPP-2006 yet to be operationalised	86
Annexure - 7	Abbreviations used	87

Twenty Point Programme – 2006

An Introduction

The Twenty Point Programme (TPP) was launched by the Government of India in the year 1975 and was restructured in 1982, 1986 and again in 2006. The restructured programme, known as Twenty Point Programme (TPP) – 2006, became operational with effect from 1st April 2007. The programme is meant to give a thrust to schemes relating to poverty alleviation, employment generation in rural areas, housing, education, health & family welfare, protection of environment and many other schemes having a bearing on the quality of life, especially in the rural areas.

2. Twenty Point Programme (TPP) – 2006 originally consisted of 20 Points (**Annexure-1**) and 66 items being monitored individually by Central Nodal Ministries concerned. Up to 2007-08, out of 66 items, 22 items were monitored on monthly basis. In April 2008 *Sampoorna Grameen Rozgar Yojana* (SGRY) merged with another item namely *National Rural Employment Guarantee Act* which has been renamed as *Mahatma Gandhi National Rural Employment Guarantee Act* since 31st December 2009. Further, in the 12th Plan Swarnajayanti Gram Swarozgar Yojana (SGSY) has been modified and renamed as National Rural Livelihoods Mission (NRLM). Targeted Public Distribution System (TPDS) is being gradually replaced with National Food Security Act (NFSA). Presently, 65 items are monitored under TPP-2006. These 65 items consist of 162 identified parameters. The list of 65 items is enclosed at **Annexure-2**.

3. Out of 65 items, 19 items (earlier 20) measured on 37 parameters are being monitored on quarterly basis during the period 2016-17, of which 21 parameters are monitored against the targets fixed at the beginning of financial year by the Central Nodal Ministries and State Governments (**Annexure-3&4**). For the purpose of quarterly performance, 21 identified parameters have been taken (**Annexure-5**). The remaining items under TPP-2006 are being monitored on annual basis as the information in respect of these items is made available by the concerned Central Nodal Ministries only on annual basis.

4. Some of the schemes/programmes are yet to be operationalised by the Central Nodal Ministries concerned. These items will be monitored only after the schemes come into existence and their frequency of monitoring will also be decided later. The details of such items are available at **Annexure-6**.

5. The monitoring mechanism for TPP-2006 consists of Block level monitoring in addition to District, State and Central level monitoring. Most of the States/Union Territories have constituted Block, District and State level monitoring committees. At the Centre, the progress of individual items is monitored and reviewed by the Departments/Ministries concerned. The Ministry of Statistics & Programme Implementation (MOSPI) monitors the programme/ schemes covered under TPP-2006 on the basis of performance reports received from State Governments and Central Nodal Ministries.

Twenty Point Programme-2006

Progress Report – (April 2016 – June 2016)

1. This progress report of Twenty Point Programme-2006 consists of two parts: **Part-I** contains an analysis of the overall performance, whereas **Part-II** deals with item-wise performance.
2. The report is compiled on the basis of data received from the Central Nodal Ministries and State Governments/UT Administrations. Presently, 21 parameters are taken for quarterly performance analysis. The data are received either through web enabled software developed by National Informatics Centre (NIC) Cell in this Ministry or through fax/e-mail/post. The processing of data has been done in association with NIC Cell.
3. The analysis for the period **April 2016 – March 2017** shows that the performance under **eight items/parameters** has been **‘Very Good’** (90% or above the targets). These items/parameters are:
 - (i) Pumps sets energized
 - (ii) Food security-Targeted Public Distribution system (only AAY)
 - (iii) Food security-National Food Security Act (Tide Over)-NFSA
 - (iv) Supply of Electricity
 - (v) ICDS Blocks Operational (Cum.)
 - (vi) Anganwadis Functional (Cum.)
 - (vii) Food security-National Food Security Act (Normal)-NFSA
 - (viii) Food security-Targeted Public Distribution system (APL+BPL+AAY)
4. There is **one** item/parameter in the category of **‘Good’** (80% or above but less than 90%). This item/parameter is:
 - (i) Food Security - Targeted Public Distribution System (only BPL)
5. The performance of **twelve items/parameters** has been **‘Poor’** (below 80% of target). These items/parameters are:
 - (i) Number of SHGs promoted (new and revived) during the financial year – NRLM
 - (ii) Villages electrified – DDUGJY
 - (iii) SC families assisted - under SCA to SCSP & NSFDC
 - (iv) Road constructed – PMGSY
 - (v) Seedlings planted (Public and Forest Lands)
 - (vi) Number of SHGs provided Community Investment Fund (CIF) during the financial year – NRLM
 - (vii) Houses constructed - EWS/LIG
 - (viii) Area Covered under Plantation (Public and Forest Lands)
 - (ix) Number of SHGs provided Revolving Fund (RF) during the financial year – NRLM
 - (x) Rural Housing – Pradhan Mantri Awaas Yojana – Grameen (PMAY-G)
 - (xi) Partially Covered Habitations - NRDWP
 - (xii) Coverage of quality affected habitations - NRDWP
6. Some of items under TPP-2006 namely *Mahatma Gandhi National Rural Employment Guarantee Act (MGNREGA)*, *Sanitation Programme in Rural Area* and *Institutional Delivery* are demand driven, whereas for items like *Distribution of Wasteland to the landless* and *Minimum Wages Enforcement (including Farm Labour)*, concerned administrative ministries are not in position to provide State/UT-wise targets, as such all these items are being monitored without any targets.

TWENTY POINT PROGRAMME - 2006

PART - I

OVERALL PERFORMANCE ANALYSIS

HIGHLIGHTS OF PERFORMANCE

Sl. No.	Item	Achievement for April 2016 - June 2016
1- Employment Generated under MGNREGS.		
	(i) No. of Job cards issued	10,67,253
	(ii) Employment generated	90.85 crore mandays
	(iii) Wages given	Rs.16,560 Crore
2- National Rural Livelihood Mission (NRLM)		
	(i) Number of SHGs promoted (new and revived) during the financial year	84,509
	(ii) Number of SHGs provided Revolving Fund (RF) during the financial year	22,376
	(iii) Number of SHGs provided Community Investment Fund (CIF) during the financial year	18,243
3- Distribution of waste land to the landless		
	Land distributed	841 hectare
4- Minimum Wages Enforcement (Including Farm Labour)		
	(i) No. of Inspections made	28,459
	(ii) No. of Irregularities detected	1,320
	(iii) No. of Irregularities rectified	929
	(iv) No. of Claims filed	304
	(v) No. of Claims settled	194
	(vi) No. of Prosecution cases pending	4,677
	(vii) No. of Prosecution cases filed	705
	(viii) No. of Prosecution cases decided	303
5- Food Security: (i) TPDS/ NFSA		
	(i) Food Security: Targeted Public Distribution System (TPDS)	123.50 lakh tonnes
	(ii) Food Security: Antyodaya Anna Yojana (AAY)	2.76 lakh tonnes
	(iii) Food Security: Below Poverty Line (BPL)	3.69 lakh tonnes
	(iv) NFSA (Normal)	109.33 lakh tonnes
	(v) NFSA (Tide Over)	2.81 lakh tonnes
6- Rural Housing-Pradhan Mantri Awaas Yojana - Grameen		
	No. of Houses constructed	2,83,963
7- EWS/LIG Houses in Urban Areas		
	No. of Houses constructed	26,012

Contd.....

Sl. No.	Item	Achievement for April 2016 - June 2016
8- Rural Areas. - National Rural Drinking Water Programme-(NRDWP)		
	(i) Partially Covered Habitations - (NRDWP)	1,813
	(ii) Coverage of Quality Affected Habitations – (NRDWP)	300
9- Sanitation Programme in Rural Areas		
	No. of Individual household latrines constructed	23,31,496
10- Institutional Delivery		
	No. of Deliveries in Institutions	30.20 lakh
11- SC Families Assisted		
	(i) No. of SC Families assisted under SCA to SCSP & NSFDC	25,905
	(ii) No. of SC Students assisted under post matric scholarship	7,89,317
12- Universalisation of ICDS Schemes		
	No. of ICDS Blocks Operational (Cum.)	6,947
13- Functional Anganwadis		
	No. of Anganwadis Functional (Cum.)	13.32 lakh
14- Number of Urban poor families assisted under Seven Point Charter viz. land tenure, housing at affordable cost, water, sanitation, health, education, and social security.		
	No. of Poor Families assisted	4.21 lakh
15- Afforestation:		
	(i) Area covered under Plantation (Public and Forest Lands)	1,15,667 hectares
	(ii) No. of Seedlings planted (Public and Forest Lands)	11.41 crore
16- Rural Road- Prime Minister Grameen Sadak Yojana (PMGSY)		
	Length of Road constructed	8,755 Kms
17- DeendayalUpadhyaya Gram Jyoti Yojana (DDUGJY)		
	No.of Villages electrified	1,504
18- Energized Pumps sets		
	No. of Pumps sets energized	1,21,750
19- Supply of Electricity		
	Electricity supplied	2,88,069 Million Units (MU)

Note:-

(i) Progress reports of five States i.e. Delhi, Jharkhand, Mizoram, Nagaland, and Tripura, were not received till scheduled date. The latest available information i.e. up to May 2016 has been considered in the report for the State of Arunachal Pradesh and Chandigarh.

(ii) Achievement figures in respect of No. of Job Cards issued under MGNREGA, PMAY-G, No. of SHGs promoted (new & revived), No. of SHGs provided RF, No. of SHGs provided CIF and PMGSY have been taken as made available by M/o Rural Development.

(iii) Achievement figures in respect of “No. of Villages Electrified” have been taken as made available by M/o Power.

(iv) Achievement figures in respect of “Partially Covered Habitations” and “Coverage of Quality Affected Habitations” have been taken as made available by M/o Drinking Water & Sanitation.

ACHIEVEMENT HIGHLIGHTS

PERFORMANCE DURING April to June 2016

The cumulative performance during April to June 2016 has been "Very Good" for 8 item(s), "Good" for 1 item(s), and "Poor" for 12 item(s).

A. "Very Good" Performance (90% or above of targets)

<u>S.No.</u>	<u>Items</u>	<u>% Achievement</u>
1	Pumps sets energized	114
2	Food security-Targeted Public Distribution System (only AAY)	105
3	Food Security:National Food Security Act (Tide Over)-NFSA	99
4	Supply of Electricity	99
5	ICDS Blocks Operational (Cum.)	98
6	Anganwadis Functional (Cum.)	95
7	Food Security:National Food Security Act (Normal)-NFSA	92
8	Food security-Targeted Public Distribution System (APL+BPL+AAY)	92

B. "Good" Performance (80% or above but less than 90% targets)

9	Food Security - Targeted Public Distribution System (only BPL)	87
---	--	----

C. Areas of concern-where the performance is below 80%

10	Number of SHGs promoted (new and revived) during the financial year - NRLM	79
11	Villages electrified - DDUGJY	72
12	SC families assisted - under SCA to SCSP & NSFDC	72
13	Road constructed- PMGSY	72
14	Seedlings planted (Public and Forest Lands)	65
15	Number of SHGs provided Community Investment Fund (CIF) during the financial year - NRLM	58
16	Houses constructed - EWS/LIG	44
17	Area Covered under Plantation (Public and Forest Lands)	42
18	Number of SHGs provided Revolving Fund (RF) during the financial year - NRLM	37
19	Rural Housing - PMAY(G)	35
20	Partially Covered Habitations – NRDWP	16
21	Coverage of quality affected habitations - NRDWP	9

ALL INDIA PERFORMANCE OF TARGET ORIENTED PARAMETERS DURING APRIL 2016- JUNE 2016

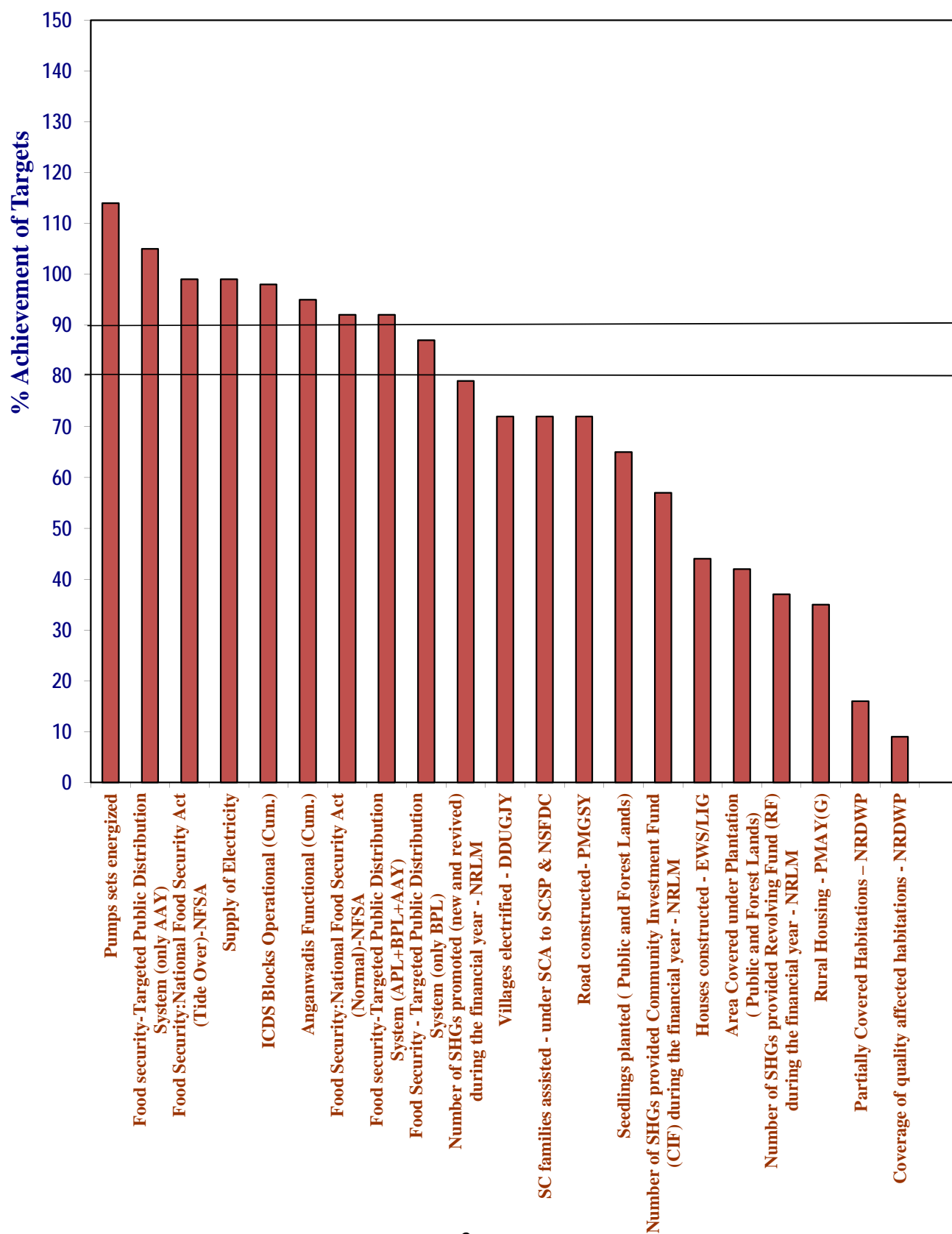


Table - A
Targets for 2016-2017 & April to June 2016 and achievements during the period April to June 2016
ALL INDIA PERFORMANCE

S.No	Item Description	Units	Targets		Achievements	% Achievements of Targets during April -June 2016
			2016-2017	April - June 2016	April - June 2016	
1	Number of SHGs promoted (new and revived) during the financial year - NRLM	Number	4,30,097	1,07,525	84,509	79
2	Number of SHGs provided Revolving Fund (RF) during the financial year - NRLM	Number	2,39,056	59,762	22,376	37
3	Number of SHGs provided Community Investment Fund (CIF) during the financial year - NRLM	Number	1,25,820	31,455	17,973	58
4	Food Security:Targeted Public Ditrubution System(TPDS)	Tonnes	-	1,33,75,297	1,23,50,669	92
5	Food Security:Antodaya Anna Yojana(AAY)	Tonnes	-	2,63,343	2,76,238	105
6	Food Security:Targeted Public Ditrubution System (Only BPL)	Tonnes	-	4,23,423	3,69,272	87
7	Food Security:National Food Security Act(Normal)-NFSA	Tonnes	-	1,18,21,899	1,09,33,203	92
8	Food Security:National Food Security Act(Tide Over)-NFSA	Tonnes	-	2,84,321	2,80,625	99
9	Rural Housing - PMAY(G)	Number	32,60,997	8,15,251	2,83,963	35
10	Houses constructed - EWS/LIG	Number	2,38,024	59,512	26,012	44
11	Partially Covered Habitations – NRDWP	Number	44,024	11,008	1,813	16
12	Coverage of quality affected habitations - NRDWP	Number	12,812	3,203	300	9
13	SC families assisted - under SCA to SCSP & NSFDC	Number	1,81,000	36,196	25,905	72
14	ICDS Blocks Operational (Cum.)	Number	7,075	7,075	6,947	98
15	Anganwadis Functional (Cum.)	Number	14,00,000	14,00,000	13,31,812	95
16	Area Covered under Plantation (Public and Forest Lands)	Hectares	10,89,555	2,72,233	1,15,667	42
17	Seedlings planted (Public and Forest Lands)	Number	70,82,15,000	17,69,50,100	11,41,48,948	65
18	Road constructed- PMGSY	Kilometer	48,812	12,203	8,762	72
19	Villages electrified - DDUGJY	Number	8,360	2,092	1,504	72
20	Pumps sets energized	Number	4,44,057	1,07,262	1,21,750	114
21	Electricity supplied	Million Units	-	2,90,603	2,88,069	99

Table - B

STATE-WISE PERFORMANCE DURING April to June 2016 (PERCENT ACHIEVEMENT)

S.No	Description	ALL							
		INDIA	AP	ARP	AS	BI	CHHA.	DELHI	GOA
1	Number of SHGs promoted (new and revived) during the financial year - NRLM	79	0	0	66	213	83	NA	0
2	Number of SHGs provided Revolving Fund (RF) during the financial year - NRLM	37	NA	0	52	72	56	NA	0
3	Number of SHGs provided Community Investment Fund (CIF) during the financial year - NRLM	58	NA	NA	31	61	58	NA	NA
4	Food security-Targeted Public Distribution system (APL+BPL+AAAY)	92	93	94	96	84	100	98	94
5	Food security-Targeted Public Distribution system (only AAY)	105	NA	NA	NA	NA	NA	NA	NA
6	Food Security - Targeted Public Distribution System (Only BPL)	87	NA	NA	NA	NA	NA	NA	NA
7	Food Security:National Food Security Act(Normal)-NFSA	92	93	92	96	84	100	98	89
8	Food Security:National Food Security Act(Tide Over)-NFSA	99	142	83	99	NA	NA	0	100
9	Rural Housing - PMAY(G)	35	26	0	46	37	4	NA	0
10	Houses constructed - EWS/LIG	44	0	223	0	140	9	0	NA
11	Partially Covered Habitations – NRDWP	16	171	0	5	1	2	NA	0
12	Coverage of quality affected habitations - NRDWP	9	3	0	1	6	0	NA	NA
13	SC families assisted - under SCA to SCSP & NSFDC	72	0	NA	0	33	3	0	0
14	ICDS Blocks Operational (Cum.)	98	100	100	100	100	100	100	109
15	Anganwadis Functional (Cum.)	95	100	100	100	80	95	98	99
16	Area Covered under Plantation (Public and Forest Lands)	42	20	0	0	27	0	0	0
17	Seedlings planted (Public and Forest Lands)	65	21	0	0	27	0	0	0
18	Road constructed- PMGSY	72	64	41	18	124	32	NA	NA
19	Villages electrified - DDUGJY	72	NA	49	146	63	32	NA	NA
20	Pumps sets energized	114	245	NA	NA	0	126	NA	82
21	Supply of Electricity	99	100	97	94	98	100	100	100

NA - Not Applicable

Table - B(Contd.)

STATE-WISE PERFORMANCE DURING April to June 2016 (PERCENT ACHIEVEMENT)

S.No	Description	ALL							
		INDIA	GUJ	HRY	HP	J&K	JHAR.	KAR	KER
1	Number of SHGs promoted (new and revived) during the financial year - NRLM	79	534	52	98	67	70	15	NA
2	Number of SHGs provided Revolving Fund (RF) during the financial year - NRLM	37	49	26	22	23	46	47	791
3	Number of SHGs provided Community Investment Fund (CIF) during the financial year - NRLM	58	74	18	21	NA	70	181	NA
4	Food security-Targeted Public Distribution system (APL+BPL+AAAY)	92	98	105	100	104	93	104	104
5	Food security-Targeted Public Distribution system (only AAY)	105	NA	NA	NA	NA	NA	NA	106
6	Food Security - Targeted Public Distribution System (Only BPL)	87	NA	NA	NA	NA	NA	NA	102
7	Food Security:National Food Security Act(Normal)-NFSA	92	98	105	98	108	93	104	NA
8	Food Security:National Food Security Act(Tide Over)-NFSA	99	NA	NA	101	97	NA	NA	NA
9	Rural Housing - PMAY(G)	35	20	28	17	0	8	5	117
10	Houses constructed - EWS/LIG	44	130	348	0	0	0	324	2
11	Partially Covered Habitations – NRDWP	16	0	0	46	0	0	10	185
12	Coverage of quality affected habitations - NRDWP	9	133	0	NA	0	10	2	0
13	SC families assisted - under SCA to SCSP & NSFDC	72	61	35	0	1	0	0	1,218
14	ICDS Blocks Operational (Cum.)	98	100	100	100	100	91	100	100
15	Anganwadis Functional (Cum.)	95	99	100	100	93	100	98	99
16	Area Covered under Plantation (Public and Forest Lands)	42	8	83	0	0	0	292	149
17	Seedlings planted (Public and Forest Lands)	65	8	112	0	0	0	326	409
18	Road constructed- PMGSY	72	124	100	145	6	75	122	72
19	Villages electrified - DDUGJY	72	NA	NA	89	0	73	20	NA
20	Pumps sets energized	114	126	102	166	NA	0	120	94
21	Supply of Electricity	99	100	100	99	82	100	99	100

NA - Not Applicable

Table - B(Contd.)

STATE-WISE PERFORMANCE DURING April to June 2016 (PERCENT ACHIEVEMENT)

S.No	Description	ALL							
		INDIA	MP	MAH	MANI	MEGH	MIZ	NAGA	ODIS.
1	Number of SHGs promoted (new and revived) during the financial year - NRLM	79	61	38	155	71	6	9	142
2	Number of SHGs provided Revolving Fund (RF) during the financial year - NRLM	37	70	7	0	27	1	0	17
3	Number of SHGs provided Community Investment Fund (CIF) during the financial year - NRLM	58	11	128	0	0	0	0	61
4	Food security-Targeted Public Distribution system (APL+BPL+AAAY)	92	76	92	40	109	73	106	105
5	Food security-Targeted Public Distribution system (only AAAY)	105	NA	NA	NA	NA	NA	100	NA
6	Food Security - Targeted Public Distribution System (Only BPL)	87	NA	NA	NA	NA	NA	100	NA
7	Food Security:National Food Security Act(Normal)-NFSA	92	76	92	40	108	84	NA	105
8	Food Security:National Food Security Act(Tide Over)-NFSA	99	NA	NA	NA	111	50	NA	NA
9	Rural Housing - PMAY(G)	35	13	11	0	1	1	0	43
10	Houses constructed - EWS/LIG	44	0	29	0	0	0	0	0
11	Partially Covered Habitations – NRDWP	16	38	24	15	0	0	0	19
12	Coverage of quality affected habitations - NRDWP	9	118	5	NA	0	NA	0	6
13	SC families assisted - under SCA to SCSP & NSFDC	72	32	88	0	0	NA	NA	121
14	ICDS Blocks Operational (Cum.)	98	100	100	100	100	100	98	100
15	Anganwadis Functional (Cum.)	95	94	88	100	79	88	87	96
16	Area Covered under Plantation (Public and Forest Lands)	42	0	22	0	0	0	0	0
17	Seedlings planted (Public and Forest Lands)	65	0	41	0	0	0	0	0
18	Road constructed- PMGSY	72	21	55	229	50	86	86	85
19	Villages electrified - DDUGJY	72	162	NA	35	85	0	0	27
20	Pumps sets energized	114	293	NA	NA	NA	NA	NA	1,110
21	Supply of Electricity	99	100	100	95	100	97	98	100

NA - Not Applicable

Table - B(Contd.)

STATE-WISE PERFORMANCE DURING April to June 2016 (PERCENT ACHIEVEMENT)

S.No	Description	ALL							
		INDIA	PUDU	PUN	RAJ	SIK	TN	TG	TRI
1	Number of SHGs promoted (new and revived) during the financial year - NRLM	79	0	51	163	0	46	0	60
2	Number of SHGs provided Revolving Fund (RF) during the financial year - NRLM	37	0	28	20	0	3,176	NA	13
3	Number of SHGs provided Community Investment Fund (CIF) during the financial year - NRLM	58	0	24	9	0	62	NA	10
4	Food security-Targeted Public Distribution system (APL+BPL+AAAY)	92	NA	55	94	109	82	93	95
5	Food security-Targeted Public Distribution system (only AAAY)	105	NA	NA	NA	NA	100	NA	NA
6	Food Security - Targeted Public Distribution System (Only BPL)	87	NA	NA	NA	NA	82	NA	NA
7	Food Security:National Food Security Act(Normal)-NFSA	92	NA	55	94	100	NA	93	87
8	Food Security:National Food Security Act(Tide Over)-NFSA	99	NA	NA	NA	121	NA	88	108
9	Rural Housing - PMAY(G)	35	0	0	17	10	5	0	16
10	Houses constructed - EWS/LIG	44	0	0	37	0	132	0	NA
11	Partially Covered Habitations – NRDWP	16	0	27	11	0	15	36	30
12	Coverage of quality affected habitations - NRDWP	9	NA	45	8	NA	0	9	31
13	SC families assisted - under SCA to SCSP & NSFDC	72	0	321	43	0	0	59	0
14	ICDS Blocks Operational (Cum.)	98	100	100	100	100	100	100	100
15	Anganwadis Functional (Cum.)	95	92	98	97	98	100	100	98
16	Area Covered under Plantation (Public and Forest Lands)	42	1,080	0	290	0	0	47	0
17	Seedlings planted (Public and Forest Lands)	65	620	0	279	0	0	277	0
18	Road constructed- PMGSY	72	NA	54	35	168	94	68	274
19	Villages electrified - DDUGJY	72	NA	NA	127	NA	NA	NA	0
20	Pumps sets energized	114	67	65	92	NA	115	237	NA
21	Supply of Electricity	99	100	100	100	100	100	100	97

NA - Not Applicable

Table - B(Contd.)

STATE-WISE PERFORMANCE DURING April to June 2016 (PERCENT ACHIEVEMENT)

S.No	Description	ALL							
		INDIA	UTTA.	UP	WB	A&N	CHND.	D&N	D&D
1	Number of SHGs promoted (new and revived) during the financial year - NRLM	79	57	21	31	NA	NA	NA	NA
2	Number of SHGs provided Revolving Fund (RF) during the financial year - NRLM	37	10	19	22	NA	NA	NA	NA
3	Number of SHGs provided Community Investment Fund (CIF) during the financial year - NRLM	58	4	22	100	NA	NA	NA	NA
4	Food security-Targeted Public Distribution system (APL+BPL+AAY)	92	103	96	96	37	NA	56	28
5	Food security-Targeted Public Distribution system (only AAY)	105	NA	NA	NA	NA	NA	NA	NA
6	Food Security - Targeted Public Distribution System (Only BPL)	87	NA	NA	NA	NA	NA	NA	NA
7	Food Security:National Food Security Act(Normal)-NFSA	92	103	96	95	63	NA	56	28
8	Food Security:National Food Security Act(Tide Over)-NFSA	99	101	NA	NA	33	NA	NA	NA
9	Rural Housing - PMAY(G)	35	20	68	83	0	NA	0	0
10	Houses constructed - EWS/LIG	44	0	0	141	NA	0	0	NA
11	Partially Covered Habitations – NRDWP	16	84	0	8	0	NA	NA	NA
12	Coverage of quality affected habitations - NRDWP	9	0	0	3	NA	NA	NA	NA
13	SC families assisted - under SCA to SCSP & NSFDC	72	45	39	75	NA	513	NA	NA
14	ICDS Blocks Operational (Cum.)	98	100	91	96	100	100	100	100
15	Anganwadis Functional (Cum.)	95	97	91	106	100	100	77	95
16	Area Covered under Plantation (Public and Forest Lands)	42	72	9	103	59	0	0	0
17	Seedlings planted (Public and Forest Lands)	65	121	1	205	61	0	443	0
18	Road constructed- PMGSY	72	146	92	22	NA	NA	NA	NA
19	Villages electrified - DDUGJY	72	0	121	0	NA	NA	NA	NA
20	Pumps sets energized	114	56	61	1,130	NA	NA	0	600
21	Supply of Electricity	99	99	97	100	75	100	100	100

NA - Not Applicable

Table - B(Contd.)

STATE-WISE PERFORMANCE DURING April to June 2016 (PERCENT ACHIEVEMENT)

S.No	Description	ALL INDIA	LAKS H
1	Number of SHGs promoted (new and revived) during the financial year - NRLM	79	NA
2	Number of SHGs provided Revolving Fund (RF) during the financial year - NRLM	37	NA
3	Number of SHGs provided Community Investment Fund (CIF) during the financial year - NRLM	58	NA
4	Food security-Targeted Public Distribution system (APL+BPL+AAAY)	92	126
5	Food security-Targeted Public Distribution system (only AAY)	105	NA
6	Food Security - Targeted Public Distribution System (Only BPL)	87	NA
7	Food Security:National Food Security Act(Normal)-NFSA	92	100
8	Food Security:National Food Security Act(Tide Over)-NFSA	99	138
9	Rural Housing - PMAY(G)	35	0
10	Houses constructed - EWS/LIG	44	NA
11	Partially Covered Habitations – NRDWP	16	NA
12	Coverage of quality affected habitations - NRDWP	9	NA
13	SC families assisted - under SCA to SCSP & NSFDC	72	NA
14	ICDS Blocks Operational (Cum.)	98	100
15	Anganwadis Functional (Cum.)	95	100
16	Area Covered under Plantation (Public and Forest Lands)	42	0
17	Seedlings planted (Public and Forest Lands)	65	0
18	Road constructed- PMGSY	72	NA
19	Villages electrified - DDUGJY	72	NA
20	Pumps sets energized	114	NA
21	Supply of Electricity	99	100

NA - Not Applicable

Table - C

Items in which the States/UTs performance is Very Good (90% and above),
Good (80% to 90%) and Poor (below 80%) during the period
April to June 2016

1. ANDHRA PRADESH

Very Good

Food Security:Targeted Public Distribution System(TPDS), Food Security:National Food Security Act(Normal)-NFSA, Food Security:National Food Security Act(Tide Over)-NFSA, Partially Covered Habitations – NRDWP, ICDS Blocks Operational (Cum.), Anganwadis Functional (Cum.), Pumps sets energized, Electricity supplied

Poor

Number of SHGs promoted (new and revived) during the financial year - NRLM, Rural Housing - PMAY(G), Houses constructed - EWS/LIG, Coverage of quality affected habitations - NRDWP, SC families assisted - under SCA to SCSP & NSFDC, Area Covered under Plantation (Public and Forest Lands), Seedlings planted (Public and Forest Lands), Road constructed-PMGSY

2. ARUNACHAL PRADESH

Very Good

Food Security:Targeted Public Distribution System(TPDS), Food Security:National Food Security Act(Normal)-NFSA, Houses constructed - EWS/LIG, ICDS Blocks Operational (Cum.), Anganwadis Functional (Cum.), Electricity supplied

Good

Food Security:National Food Security Act(Tide Over)-NFSA

Poor

Number of SHGs promoted (new and revived) during the financial year - NRLM, Number of SHGs provided Revolving Fund (RF) during the financial year - NRLM, Rural Housing - PMAY(G), Partially Covered Habitations – NRDWP, Coverage of quality affected habitations - NRDWP, Area Covered under Plantation (Public and Forest Lands), Seedlings planted (Public and Forest Lands), Road constructed-PMGSY, Villages electrified - DDUGJY

3. ASSAM

Very Good

Food Security:Targeted Public Distribution System(TPDS), Food Security:National Food Security Act(Normal)-NFSA, Food Security:National Food Security Act(Tide Over)-NFSA, ICDS Blocks Operational (Cum.), Anganwadis Functional (Cum.), Villages electrified - DDUGJY, Electricity supplied

Poor

Number of SHGs promoted (new and revived) during the financial year - NRLM, Number of SHGs provided Revolving Fund (RF) during the financial year - NRLM, Number of SHGs provided Community Investment Fund (CIF) during the financial year - NRLM, Rural Housing - PMAY(G), Houses constructed - EWS/LIG, Partially Covered Habitations – NRDWP, Coverage of quality affected habitations - NRDWP, SC families assisted - under SCA to SCSP & NSFDC, Area Covered under Plantation (Public and Forest Lands), Seedlings planted (Public and Forest Lands), Road constructed- PMGSY

4. BIHAR

Very Good

Number of SHGs promoted (new and revived) during the financial year - NRLM, Houses constructed - EWS/LIG, ICDS Blocks Operational (Cum.), Road constructed- PMGSY, Electricity supplied

Good

Food Security:Targeted Public Distribution System(TPDS), Food Security:National Food Security Act(Normal)-NFSA, Anganwadis Functional (Cum.)

Poor

Number of SHGs provided Revolving Fund (RF) during the financial year - NRLM, Number of SHGs provided Community Investment Fund (CIF) during the financial year - NRLM, Rural Housing - PMAY(G), Partially Covered Habitations – NRDWP, Coverage of quality affected habitations - NRDWP, SC families assisted - under SCA to SCSP & NSFDC, Area Covered under Plantation (Public and Forest Lands), Seedlings planted (Public and Forest Lands), Villages electrified - DDUGJY, Pumps sets energized

5. CHHATISGARH

Very Good

Food Security:Targeted Public Distribution System(TPDS), Food Security:National Food Security Act(Normal)-NFSA, ICDS Blocks Operational (Cum.), Anganwadis Functional (Cum.), Pumps sets energized, Electricity supplied

Good

Number of SHGs promoted (new and revived) during the financial year - NRLM

Poor

Number of SHGs provided Revolving Fund (RF) during the financial year - NRLM, Number of SHGs provided Community Investment Fund (CIF) during the financial year - NRLM, Rural Housing - PMAY(G), Houses constructed - EWS/LIG, Partially Covered Habitations – NRDWP, Coverage of quality affected habitations - NRDWP, SC families assisted - under SCA to SCSP & NSFDC, Area Covered under Plantation (Public and Forest Lands), Seedlings planted (Public and Forest Lands), Road constructed- PMGSY, Villages electrified - DDUGJY

6. DELHI

Very Good

Food Security:Targeted Public Distribution System(TPDS), Food Security:National Food Security Act(Normal)-NFSA, ICDS Blocks Operational (Cum.), Anganwadis Functional (Cum.), Electricity supplied

Poor

Food Security:National Food Security Act(Tide Over)-NFSA, Houses constructed - EWS/LIG, SC families assisted - under SCA to SCSP & NSFDC, Area Covered under Plantation (Public and Forest Lands), Seedlings planted (Public and Forest Lands)

7. GOA

Very Good

Food Security:Targeted Public Distribution System(TPDS), Food Security:National Food Security Act(Tide Over)-NFSA, ICDS Blocks Operational (Cum.), Anganwadis Functional (Cum.), Electricity supplied

Good

Food Security:National Food Security Act(Normal)-NFSA, Pumps sets energized

Poor

Number of SHGs promoted (new and revived) during the financial year - NRLM, Number of SHGs provided Revolving Fund (RF) during the financial year - NRLM, Rural Housing - PMAY(G), Partially Covered Habitations – NRDWP, SC families assisted - under SCA to SCSP & NSFDC, Area Covered under Plantation (Public and Forest Lands), Seedlings planted (Public and Forest Lands)

8. GUJARAT

Very Good

Number of SHGs promoted (new and revived) during the financial year - NRLM, Food Security:Targeted Public Distribution System(TPDS), Food Security:National Food Security Act(Normal)-NFSA, Houses constructed - EWS/LIG, Coverage of quality affected habitations - NRDWP, ICDS Blocks Operational (Cum.), Anganwadis Functional (Cum.), Road constructed- PMGSY, Pumps sets energized, Electricity supplied

Poor

Number of SHGs provided Revolving Fund (RF) during the financial year - NRLM, Number of SHGs provided Community Investment Fund (CIF) during the financial year - NRLM, Rural Housing - PMAY(G), Partially Covered Habitations – NRDWP, SC families assisted - under SCA to SCSP & NSFDC, Area Covered under Plantation (Public and Forest Lands), Seedlings planted (Public and Forest Lands)

9. HARYANA

Very Good

Food Security:Targeted Public Distribution System(TPDS), Food Security:National Food Security Act(Normal)-NFSA, Houses constructed - EWS/LIG, ICDS Blocks Operational (Cum.), Anganwadis Functional (Cum.), Seedlings planted (Public and Forest Lands), Road constructed- PMGSY, Pumps sets energized, Electricity supplied

Good

Area Covered under Plantation (Public and Forest Lands)

Poor

Number of SHGs promoted (new and revived) during the financial year - NRLM, Number of SHGs provided Revolving Fund (RF) during the financial year - NRLM, Number of SHGs provided Community Investment Fund (CIF) during the financial year - NRLM, Rural Housing - PMAY(G), Partially Covered Habitations – NRDWP, Coverage of quality affected habitations - NRDWP, SC families assisted - under SCA to SCSP & NSFDC

10. HIMACHAL PRADESH

Very Good

Number of SHGs promoted (new and revived) during the financial year - NRLM, Food Security:Targeted Public Distribution System(TPDS), Food Security:National Food Security Act(Normal)-NFSA, Food Security:National Food Security Act(Tide Over)-NFSA, ICDS Blocks Operational (Cum.), Anganwadis Functional (Cum.), Road constructed- PMGSY, Pumps sets energized, Electricity supplied

Good

Villages electrified - DDUGJY

Poor

Number of SHGs provided Revolving Fund (RF) during the financial year - NRLM, Number of SHGs provided Community Investment Fund (CIF) during the financial year - NRLM, Rural Housing - PMAY(G), Houses constructed - EWS/LIG, Partially Covered Habitations – NRDWP, SC families assisted - under SCA to SCSP & NSFDC, Area Covered under Plantation (Public and Forest Lands), Seedlings planted (Public and Forest Lands)

11. JAMMU AND KASHMIR

Very Good

Food Security:Targeted Public Distribution System(TPDS), Food Security:National Food Security Act(Normal)-NFSA, Food Security:National Food Security Act(Tide Over)-NFSA, ICDS Blocks Operational (Cum.), Anganwadis Functional (Cum.)

Good

Electricity supplied

Poor

Number of SHGs promoted (new and revived) during the financial year - NRLM, Number of SHGs provided Revolving Fund (RF) during the financial year - NRLM, Rural Housing - PMAY(G), Houses constructed - EWS/LIG, Partially Covered Habitations – NRDWP, Coverage of quality affected habitations - NRDWP, SC families assisted - under SCA to SCSP & NSFDC, Area Covered under Plantation (Public and Forest Lands), Seedlings planted (Public and Forest Lands), Road constructed- PMGSY, Villages electrified - DDUGJY

12. JHARKHAND

Very Good

Food Security:Targeted Public Distribution System(TPDS), Food Security:National Food Security Act(Normal)-NFSA, ICDS Blocks Operational (Cum.), Anganwadis Functional (Cum.), Electricity supplied

Poor

Number of SHGs promoted (new and revived) during the financial year - NRLM, Number of SHGs provided Revolving Fund (RF) during the financial year - NRLM, Number of SHGs provided Community Investment Fund (CIF) during the financial year - NRLM, Rural Housing - PMAY(G), Houses constructed - EWS/LIG, Partially Covered Habitations – NRDWP, Coverage of quality affected habitations - NRDWP, SC families assisted - under SCA to SCSP & NSFDC, Area Covered under Plantation (Public and Forest Lands), Seedlings planted (Public and Forest Lands), Road constructed- PMGSY, Villages electrified - DDUGJY, Pumps sets energized

13. KARNATAKA

Very Good

Number of SHGs provided Community Investment Fund (CIF) during the financial year - NRLM, Food Security:Targeted Public Distribution System(TPDS), Food Security:National Food Security Act(Normal)-NFSA, Houses constructed - EWS/LIG, ICDS Blocks Operational (Cum.), Anganwadis Functional (Cum.), Area Covered under Plantation (Public and Forest Lands), Seedlings planted (Public and Forest Lands), Road constructed- PMGSY, Pumps sets energized, Electricity supplied

Poor

Number of SHGs promoted (new and revived) during the financial year - NRLM, Number of SHGs provided Revolving Fund (RF) during the financial year - NRLM, Rural Housing - PMAY(G), Partially Covered Habitations – NRDWP, Coverage of quality affected habitations - NRDWP, SC families assisted - under SCA to SCSP & NSFDC, Villages electrified - DDUGJY

14. KERALA

Very Good

Number of SHGs provided Revolving Fund (RF) during the financial year - NRLM, Food Security:Targeted Public Distribution System(TPDS), Food Security:Antodaya Anna Yojana(AAY), Food Security:Targeted Public Distribution System (Only BPL), Rural Housing - PMAY(G), Partially Covered Habitations – NRDWP, SC families assisted - under SCA to SCSP & NSFDC, ICDS Blocks Operational (Cum.), Anganwadis Functional (Cum.), Area Covered under Plantation (Public and Forest Lands), Seedlings planted (Public and Forest Lands), Pumps sets energized, Electricity supplied

Poor

Houses constructed - EWS/LIG, Coverage of quality affected habitations - NRDWP, Road constructed- PMGSY

15. MADHYA PRADESH

Very Good

Coverage of quality affected habitations - NRDWP, ICDS Blocks Operational (Cum.), Anganwadis Functional (Cum.), Villages electrified - DDUGJY, Pumps sets energized, Electricity supplied

Poor

Number of SHGs promoted (new and revived) during the financial year - NRLM, Number of SHGs provided Revolving Fund (RF) during the financial year - NRLM, Number of SHGs provided Community Investment Fund (CIF) during the financial year - NRLM, Food Security:Targeted Public Distribution System(TPDS), Food Security:National Food Security Act(Normal)-NFSA, Rural Housing - PMAY(G), Houses constructed - EWS/LIG, Partially Covered Habitations – NRDWP, SC families assisted - under SCA to SCSP & NSFDC, Area Covered under Plantation (Public and Forest Lands), Seedlings planted (Public and Forest Lands), Road constructed- PMGSY

16. MAHARASHTRA

Very Good

Number of SHGs provided Community Investment Fund (CIF) during the financial year - NRLM, Food Security:Targeted Public Distribution System(TPDS), Food Security:National Food Security Act(Normal)-NFSA, ICDS Blocks Operational (Cum.), Electricity supplied

Good

SC families assisted - under SCA to SCSP & NSFDC, Anganwadis Functional (Cum.)

Poor

Number of SHGs promoted (new and revived) during the financial year - NRLM, Number of SHGs provided Revolving Fund (RF) during the financial year - NRLM, Rural Housing - PMAY(G), Houses constructed - EWS/LIG, Partially Covered Habitations – NRDWP, Coverage of quality affected habitations - NRDWP, Area Covered under Plantation (Public and Forest Lands), Seedlings planted (Public and Forest Lands), Road constructed- PMGSY

17. MANIPUR

Very Good

Number of SHGs promoted (new and revived) during the financial year - NRLM, ICDS Blocks Operational (Cum.), Anganwadis Functional (Cum.), Road constructed- PMGSY, Electricity supplied

Poor

Number of SHGs provided Revolving Fund (RF) during the financial year - NRLM, Number of SHGs provided Community Investment Fund (CIF) during the financial year - NRLM, Food Security:Targeted Public Distribution System(TPDS), Food Security:National Food Security Act(Normal)-NFSA, Rural Housing - PMAY(G), Houses constructed - EWS/LIG, Partially Covered Habitations – NRDWP, SC families assisted - under SCA to SCSP & NSFDC, Area Covered under Plantation (Public and Forest Lands), Seedlings planted (Public and Forest Lands), Villages electrified - DDUGJY

18. MEGHALAYA

Very Good

Food Security:Targeted Public Distribution System(TPDS), Food Security:National Food Security Act(Normal)-NFSA, Food Security:National Food Security Act(Tide Over)-NFSA, ICDS Blocks Operational (Cum.), Electricity supplied

Good

Villages electrified - DDUGJY

Poor

Number of SHGs promoted (new and revived) during the financial year - NRLM, Number of SHGs provided Revolving Fund (RF) during the financial year - NRLM, Number of SHGs provided Community Investment Fund (CIF) during the financial year - NRLM, Rural Housing - PMAY(G), Houses constructed - EWS/LIG, Partially Covered Habitations – NRDWP, Coverage of quality affected habitations - NRDWP, SC families assisted - under SCA to SCSP & NSFDC, Anganwadis Functional (Cum.), Area Covered under Plantation (Public and Forest Lands), Seedlings planted (Public and Forest Lands), Road constructed- PMGSY

19. MIZORAM

Very Good

ICDS Blocks Operational (Cum.), Electricity supplied

Good

Food Security:National Food Security Act(Normal)-NFSA, Anganwadis Functional (Cum.), Road constructed- PMGSY

Poor

Number of SHGs promoted (new and revived) during the financial year - NRLM, Number of SHGs provided Revolving Fund (RF) during the financial year - NRLM, Number of SHGs provided Community Investment Fund (CIF) during the financial year - NRLM, Food Security:Targeted Public Distribution System(TPDS), Food Security:National Food Security Act(Tide Over)-NFSA, Rural Housing - PMAY(G), Houses constructed - EWS/LIG, Partially Covered Habitations – NRDWP, Area Covered under Plantation (Public and Forest Lands), Seedlings planted (Public and Forest Lands), Villages electrified - DDUGJY

20. NAGALAND

Very Good

Food Security:Targeted Public Distribution System(TPDS), Food Security:Antodaya Anna Yojana(AAY), Food Security:Targeted Public Distribution System (Only BPL), ICDS Blocks Operational (Cum.), Electricity supplied

Good

Anganwadis Functional (Cum.), Road constructed- PMGSY

Poor

Number of SHGs promoted (new and revived) during the financial year - NRLM, Number of SHGs provided Revolving Fund (RF) during the financial year - NRLM, Number of SHGs provided Community Investment Fund (CIF) during the financial year - NRLM, Rural Housing - PMAY(G), Houses constructed - EWS/LIG, Partially Covered Habitations – NRDWP, Coverage of quality affected habitations - NRDWP, Area Covered under Plantation (Public and Forest Lands), Seedlings planted (Public and Forest Lands), Villages electrified - DDUGJY

21. ODISHA

Very Good

Number of SHGs promoted (new and revived) during the financial year - NRLM, Food Security:Targeted Public Distribution System(TPDS), Food Security:National Food Security Act(Normal)-NFSA, SC families assisted - under SCA to SCSP & NSFDC, ICDS Blocks Operational (Cum.), Anganwadis Functional (Cum.), Pumps sets energized, Electricity supplied

Good

Road constructed- PMGSY

Poor

Number of SHGs provided Revolving Fund (RF) during the financial year - NRLM, Number of SHGs provided Community Investment Fund (CIF) during the financial year - NRLM, Rural Housing - PMAY(G), Houses constructed - EWS/LIG, Partially Covered Habitations – NRDWP, Coverage of quality affected habitations - NRDWP, Area Covered under Plantation (Public and Forest Lands), Seedlings planted (Public and Forest Lands), Villages electrified - DDUGJY

22. PUDUCHERRY

Very Good

ICDS Blocks Operational (Cum.), Anganwadis Functional (Cum.), Area Covered under Plantation (Public and Forest Lands), Seedlings planted (Public and Forest Lands), Electricity supplied

Poor

Number of SHGs promoted (new and revived) during the financial year - NRLM, Number of SHGs provided Revolving Fund (RF) during the financial year - NRLM, Number of SHGs provided Community Investment Fund (CIF) during the financial year - NRLM, Rural Housing - PMAY(G), Houses constructed - EWS/LIG, Partially Covered Habitations – NRDWP, SC families assisted - under SCA to SCSP & NSFDC, Pumps sets energized

23. PUNJAB

Very Good

SC families assisted - under SCA to SCSP & NSFDC, ICDS Blocks Operational (Cum.), Anganwadis Functional (Cum.), Electricity supplied

Poor

Number of SHGs promoted (new and revived) during the financial year - NRLM, Number of SHGs provided Revolving Fund (RF) during the financial year - NRLM, Number of SHGs provided Community Investment Fund (CIF) during the financial year - NRLM, Food Security:Targeted Public Distribution System(TPDS), Food Security:National Food Security Act(Normal)-NFSA, Rural Housing - PMAY(G), Houses constructed - EWS/LIG, Partially Covered Habitations – NRDWP, Coverage of quality affected habitations - NRDWP, Area Covered under Plantation (Public and Forest Lands), Seedlings planted (Public and Forest Lands), Road constructed- PMGSY, Pumps sets energized

24. RAJASTHAN

Very Good

Number of SHGs promoted (new and revived) during the financial year - NRLM, Food Security:Targeted Public Distribution System(TPDS), Food Security:National Food Security Act(Normal)-NFSA, ICDS Blocks Operational (Cum.), Anganwadis Functional (Cum.), Area Covered under Plantation (Public and Forest Lands), Seedlings planted (Public and Forest Lands), Villages electrified - DDUGJY, Pumps sets energized, Electricity supplied

Poor

Number of SHGs provided Revolving Fund (RF) during the financial year - NRLM, Number of SHGs provided Community Investment Fund (CIF) during the financial year - NRLM, Rural Housing - PMAY(G), Houses constructed - EWS/LIG, Partially Covered Habitations – NRDWP, Coverage of quality affected habitations - NRDWP, SC families assisted - under SCA to SCSP & NSFDC, Road constructed- PMGSY

25. SIKKIM

Very Good

Food Security:Targeted Public Distribution System(TPDS), Food Security:National Food Security Act(Normal)-NFSA, Food Security:National Food Security Act(Tide Over)-NFSA, ICDS Blocks Operational (Cum.), Anganwadis Functional (Cum.), Road constructed- PMGSY, Electricity supplied

Poor

Number of SHGs promoted (new and revived) during the financial year - NRLM, Number of SHGs provided Revolving Fund (RF) during the financial year - NRLM, Number of SHGs provided Community Investment Fund (CIF) during the financial year - NRLM, Rural Housing - PMAY(G), Houses constructed - EWS/LIG, Partially Covered Habitations – NRDWP, SC families assisted - under SCA to SCSP & NSFDC, Area Covered under Plantation (Public and Forest Lands), Seedlings planted (Public and Forest Lands)

26. TAMIL NADU

Very Good

Number of SHGs provided Revolving Fund (RF) during the financial year - NRLM, Food Security:Antodaya Anna Yojana(AAY), Houses constructed - EWS/LIG, ICDS Blocks Operational (Cum.), Anganwadis Functional (Cum.), Road constructed- PMGSY, Pumps sets energized, Electricity supplied

Good

Food Security:Targeted Public Distribution System(TPDS), Food Security:Targeted Public Distribution System (Only BPL)

Poor

Number of SHGs promoted (new and revived) during the financial year - NRLM, Number of SHGs provided Community Investment Fund (CIF) during the financial year - NRLM, Rural Housing - PMAY(G), Partially Covered Habitations – NRDWP, Coverage of quality affected habitations - NRDWP, SC families assisted - under SCA to SCSP & NSFDC, Area Covered under Plantation (Public and Forest Lands), Seedlings planted (Public and Forest Lands)

27. TELANGANA

Very Good

Food Security:Targeted Public Distribution System(TPDS), Food Security:National Food Security Act(Normal)-NFSA, ICDS Blocks Operational (Cum.), Anganwadis Functional (Cum.), Seedlings planted (Public and Forest Lands), Pumps sets energized, Electricity supplied

Good

Food Security:National Food Security Act(Tide Over)-NFSA

Poor

Number of SHGs promoted (new and revived) during the financial year - NRLM, Rural Housing - PMAY(G), Houses constructed - EWS/LIG, Partially Covered Habitations – NRDWP, Coverage of quality affected habitations - NRDWP, SC families assisted - under SCA to SCSP & NSFDC, Area Covered under Plantation (Public and Forest Lands), Road constructed- PMGSY

28. TRIPURA

Very Good

Food Security:Targeted Public Distribution System(TPDS), Food Security:National Food Security Act(Tide Over)-NFSA, ICDS Blocks Operational (Cum.), Anganwadis Functional (Cum.), Road constructed- PMGSY, Electricity supplied

Good

Food Security:National Food Security Act(Normal)-NFSA

Poor

Number of SHGs promoted (new and revived) during the financial year - NRLM, Number of SHGs provided Revolving Fund (RF) during the financial year - NRLM, Number of SHGs provided Community Investment Fund (CIF) during the financial year - NRLM, Rural Housing - PMAY(G), Partially Covered Habitations – NRDWP, Coverage of quality affected habitations - NRDWP, SC families assisted - under SCA to SCSP & NSFDC, Area Covered under Plantation (Public and Forest Lands), Seedlings planted (Public and Forest Lands), Villages electrified - DDUGJY

29. UTTARAKHAND

Very Good

Food Security:Targeted Public Distribution System(TPDS), Food Security:National Food Security Act(Normal)-NFSA, Food Security:National Food Security Act(Tide Over)-NFSA, ICDS Blocks Operational (Cum.), Anganwadis Functional (Cum.), Seedlings planted (Public and Forest Lands), Road constructed-PMGSY, Electricity supplied

Good

Partially Covered Habitations – NRDWP

Poor

Number of SHGs promoted (new and revived) during the financial year - NRLM, Number of SHGs provided Revolving Fund (RF) during the financial year - NRLM, Number of SHGs provided Community Investment Fund (CIF) during the financial year - NRLM, Rural Housing - PMAY(G), Houses constructed - EWS/LIG, Coverage of quality affected habitations - NRDWP, SC families assisted - under SCA to SCSP & NSFDC, Area Covered under Plantation (Public and Forest Lands), Villages electrified - DDUGJY, Pumps sets energized

30. UTTAR PRADESH

Very Good

Food Security:Targeted Public Distribution System(TPDS), Food Security:National Food Security Act(Normal)-NFSA, ICDS Blocks Operational (Cum.), Anganwadis Functional (Cum.), Road constructed-PMGSY, Villages electrified - DDUGJY, Electricity supplied

Poor

Number of SHGs promoted (new and revived) during the financial year - NRLM, Number of SHGs provided Revolving Fund (RF) during the financial year - NRLM, Number of SHGs provided Community Investment Fund (CIF) during the financial year - NRLM, Rural Housing - PMAY(G), Houses constructed - EWS/LIG, Partially Covered Habitations – NRDWP, Coverage of quality affected habitations - NRDWP, SC families assisted - under SCA to SCSP & NSFDC, Area Covered under Plantation (Public and Forest Lands), Seedlings planted (Public and Forest Lands), Pumps sets energized

31. WEST BENGAL

Very Good

Number of SHGs provided Community Investment Fund (CIF) during the financial year - NRLM, Food Security:Targeted Public Distribution System(TPDS), Food Security:National Food Security Act(Normal)-NFSA, Houses constructed - EWS/LIG, ICDS Blocks Operational (Cum.), Anganwadis Functional (Cum.), Area Covered under Plantation (Public and Forest Lands), Seedlings planted (Public and Forest Lands), Pumps sets energized, Electricity supplied

Good

Rural Housing - PMAY(G)

Poor

Number of SHGs promoted (new and revived) during the financial year - NRLM, Number of SHGs provided Revolving Fund (RF) during the financial year - NRLM, Partially Covered Habitations – NRDWP, Coverage of quality affected habitations - NRDWP, SC families assisted - under SCA to SCSP & NSFDC, Road constructed-PMGSY, Villages electrified - DDUGJY

32. ANDAMAN AND NICOBAR ISLANDS

Very Good

ICDS Blocks Operational (Cum.), Anganwadis Functional (Cum.)

Poor

Food Security:Targeted Public Distribution System(TPDS), Food Security:National Food Security Act(Normal)-NFSA, Food Security:National Food Security Act(Tide Over)-NFSA, Rural Housing - PMAY(G), Partially Covered Habitations – NRDWP, Area Covered under Plantation (Public and Forest Lands), Seedlings planted (Public and Forest Lands), Electricity supplied

33. CHANDIGARH

Very Good

SC families assisted - under SCA to SCSP & NSFDC, ICDS Blocks Operational (Cum.), Anganwadis Functional (Cum.), Electricity supplied

Poor

Houses constructed - EWS/LIG, Area Covered under Plantation (Public and Forest Lands), Seedlings planted (Public and Forest Lands)

34. DADRA AND NAGAR HAVELI

Very Good

ICDS Blocks Operational (Cum.), Seedlings planted (Public and Forest Lands), Electricity supplied

Poor

Food Security:Targeted Public Distribution System(TPDS), Food Security:National Food Security Act(Normal)-NFSA, Rural Housing - PMAY(G), Houses constructed - EWS/LIG, Anganwadis Functional (Cum.), Area Covered under Plantation (Public and Forest Lands), Pumps sets energized

35. DAMAN AND DIU

Very Good

ICDS Blocks Operational (Cum.), Anganwadis Functional (Cum.), Pumps sets energized, Electricity supplied

Poor

Food Security:Targeted Public Distribution System(TPDS), Food Security:National Food Security Act(Normal)-NFSA, Rural Housing - PMAY(G), Area Covered under Plantation (Public and Forest Lands), Seedlings planted (Public and Forest Lands)

36. LAKSHADWEEP

Very Good

Food Security:Targeted Public Distribution System(TPDS), Food Security:National Food Security Act(Normal)-NFSA, Food Security:National Food Security Act(Tide Over)-NFSA, ICDS Blocks Operational (Cum.), Anganwadis Functional (Cum.), Electricity supplied

Poor

Rural Housing - PMAY(G), Area Covered under Plantation (Public and Forest Lands), Seedlings planted (Public and Forest Lands)

TWENTY POINT PROGRAMME - 2006

PART - II

ITEM-WISE PERFORMANCE

Table - 1

Employment generation under the NREG Scheme

Sl. No.	State/UT Name	No. of job cards issued (Number) April 2016- June 2016 @	Employment generated (Number) April 2016- June 2016	Wages given (Rupees) April 2016- June 2016
(1)	(2)	(3)	(4)	(5)
1	ANDHRA PRADESH	1,23,055	11,38,96,000	16,00,10,40,000
2	ARUNACHAL PRADESH	1,136	0	0
3	ASSAM	53,402	1,19,30,000	6,68,29,13,000
4	BIHAR	98,971	22,79,39,000	5,70,53,89,000
5	CHHATISGARH	0	4,50,07,000	11,42,17,06,000
6	GOA	244	24,029	47,33,000
7	GUJARAT	0	132	21,786
8	HARYANA	54,238	16,55,000	58,06,000
9	HIMACHAL PRADESH	13,368	35,15,000	95,17,71,000
10	JAMMU AND KASHMIR	119	5,84,000	1,28,90,00,000
11	JHARKHAND	1,53,058	NR	NR
12	KARNATAKA	48,771	2,21,19,000	9,64,38,16,000
13	KERALA	0	52,53,082	6,20,32,30,000
14	MADHYA PRADESH	0	0	0
15	MAHARASHTRA	51,594	3,52,00,671	6,70,44,49,000
16	MANIPUR	257	12,48,000	20,28,70,000
17	MEGHALAYA	7,245	6,36,000	9,30,99,000
18	MIZORAM	0	NR	NR
19	NAGALAND	839	NR	NR
20	ODISHA	0	2,80,11,000	7,08,66,04,000
21	PUDUCHERRY	1,248	1,05,200	1,97,25,000
22	PUNJAB	39,592	54,48,000	1,89,75,77,000
23	RAJASTHAN	62,440	13,80,18,000	18,80,37,43,000
24	SIKKIM	0	7,84,021	2,581
25	TAMIL NADU	77,415	11,70,67,000	16,33,95,83,000
26	TELANGANA	95,407	6,53,58,000	8,31,86,65,000
27	TRIPURA	0	NR	NR
28	UTTARAKHAND	0	43,36,000	1,76,53,26,000
29	UTTAR PRADESH	90,012	5,49,96,452	14,32,75,53,000
30	WEST BENGAL	94,842	2,53,04,000	32,11,80,88,000
31	ANDAMAN AND NICOBAR ISLANDS	0	98,782	88,38,000
32	DADRA AND NAGAR HAVELI	0	554	1,49,000
33	LAKSHADWEEP	0	40	1,24,000
Grand Total		10,67,253	90,85,33,963	1,65,59,58,21,367

Note:

NR Not Reported

@ Figures received from M/o Rural Development have been considered

Table - 2(A)

National Rural Livelihood Mission (NRLM)
Number of SHGs promoted (new and revived) during the financial year
(Unit: Number)

Sl. No.	State/UT Name	Target		Achievement	Percent Achievement
		2016-2017	April 2016-June 2016	April 2016-June 2016 @	April 2016-June 2016
(1)	(2)	(3)	(4)	(5)	(5)/(4)
1	ANDHRA PRADESH	6,860	1,715	0	0
2	ARUNACHAL PRADESH	340	85	0	0
3	ASSAM	27,634	6,908	4,540	66
4	BIHAR	55,902	13,976	29,772	213
5	CHHATISGARH	13,090	3,272	2,732	83
6	GOA	1,218	305	0	0
7	GUJARAT	7,250	1,813	9,683	534
8	HARYANA	3,500	875	453	52
9	HIMACHAL PRADESH	1,270	318	312	98
10	JAMMU AND KASHMIR	6,290	1,572	1,046	67
11	JHARKHAND	25,390	6,347	4,460	70
12	KARNATAKA	47,876	11,969	1,813	15
13	KERALA	-	-	1,543	-
14	MADHYA PRADESH	38,700	9,675	5,855	61
15	MAHARASHTRA	45,151	11,288	4,293	38
16	MANIPUR	453	113	175	155
17	MEGHALAYA	1,524	381	270	71
18	MIZORAM	1,188	297	19	6
19	NAGALAND	2,500	625	59	9
20	ODISHA	13,680	3,420	4,868	142
21	PUDUCHERRY	1,239	310	0	0
22	PUNJAB	2,380	595	301	51
23	RAJASTHAN	10,776	2,694	4,378	163
24	SIKKIM	1,255	314	0	0
25	TAMIL NADU	6,000	1,500	694	46
26	TELANGANA	4,000	1,000	0	0
27	TRIPURA	2,700	675	408	60
28	UTTARAKHAND	2,785	697	399	57
29	UTTAR PRADESH	52,690	13,172	2,789	21
30	WEST BENGAL	46,456	11,614	3,647	31
<i>Grand Total</i>		4,30,097	1,07,525	84,509	79

Very Good:(90% or above of targets)

BIHAR, GUJARAT, HIMACHAL PRADESH, MANIPUR, ODISHA, RAJASTHAN

Good:(Between 80% or above but less than 90% targets)

CHHATISGARH

Poor:(Below 80% of targets)

ANDHRA PRADESH, ARUNACHAL PRADESH, ASSAM, GOA, HARYANA, JAMMU AND KASHMIR, JHARKHAND, KARNATAKA, MADHYA PRADESH, MAHARASHTRA, MEGHALAYA, MIZORAM, NAGALAND, PUDUCHERRY, PUNJAB, SIKKIM, TAMIL NADU, TELANGANA, TRIPURA, UTTARAKHAND, UTTAR PRADESH, WEST BENGAL

Note:

NR Not Reported

@ Figures received from M/o Rural Development have been considered

NRLM: No. of SHGs Promoted (New & Revived)
Off take
% Achievement of Target
During April 2016 - June 2016

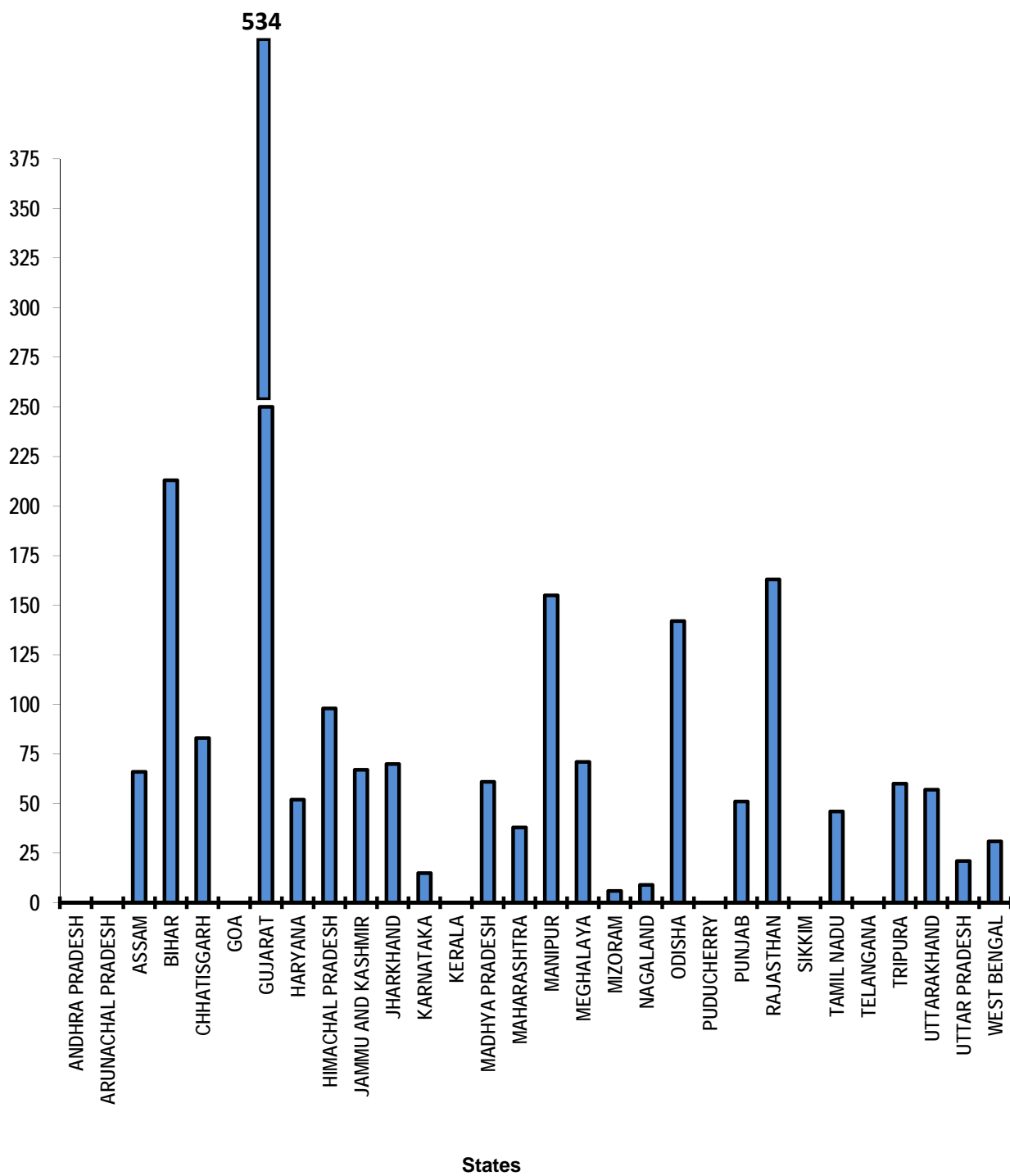


Table - 2(B)

National Rural Livelihood Mission (NRLM)
Number of SHGs provided Revolving Fund (RF) during the financial year
(Unit: Number)

Sl. No.	State/UT Name	Target		Achievement	Percent Achievement
		2016-2017	April 2016-June 2016	April 2016-June 2016 @	April 2016-June 2016
(1)	(2)	(3)	(4)	(5)	(5)/(4)
1	ANDHRA PRADESH	-	-	0	-
2	ARUNACHAL PRADESH	200	50	0	0
3	ASSAM	19,620	4,905	2,550	52
4	BIHAR	33,000	8,250	5,902	72
5	CHHATISGARH	8,342	2,086	1,173	56
6	GOA	1,061	265	0	0
7	GUJARAT	4,350	1,087	530	49
8	HARYANA	2,500	625	163	26
9	HIMACHAL PRADESH	640	160	35	22
10	JAMMU AND KASHMIR	5,573	1,393	326	23
11	JHARKHAND	20,870	5,217	2,376	46
12	KARNATAKA	3,760	940	442	47
13	KERALA	180	45	356	791
14	MADHYA PRADESH	13,000	3,250	2,289	70
15	MAHARASHTRA	47,255	11,813	768	7
16	MANIPUR	362	91	0	0
17	MEGHALAYA	1,143	286	78	27
18	MIZORAM	941	235	3	1
19	NAGALAND	2,000	500	0	0
20	ODISHA	7,039	1,760	293	17
21	PUDUCHERRY	1,333	333	0	0
22	PUNJAB	1,600	400	110	28
23	RAJASTHAN	9,261	2,315	457	20
24	SIKKIM	1,166	292	0	0
25	TAMIL NADU	250	62	1,969	3,176
26	TELANGANA	-	-	0	-
27	TRIPURA	2,172	543	68	13
28	UTTARAKHAND	2,104	526	53	10
29	UTTAR PRADESH	38,001	9,501	1,812	19
30	WEST BENGAL	11,333	2,832	623	22
<i>Grand Total</i>		2,39,056	59,762	22,376	37

Very Good:(90% or above of targets)

KERALA, TAMIL NADU

Poor:(Below 80% of targets)

ARUNACHAL PRADESH, ASSAM, BIHAR, CHHATISGARH, GOA, GUJARAT, HARYANA, HIMACHAL PRADESH, JAMMU AND KASHMIR, JHARKHAND, KARNATAKA, MADHYA PRADESH, MAHARASHTRA, MANIPUR, MEGHALAYA, MIZORAM, NAGALAND, ODISHA, PUDUCHERRY, PUNJAB, RAJASTHAN, SIKKIM, TRIPURA, UTTARAKHAND, UTTAR PRADESH, WEST BENGAL

Note:

NR Not Reported

@ Figures received from M/o Rural Development have been considered

NRLM: No. of SHGs Provided Revolving Fund
% Achievement of Target
During April 2016 - June 2016

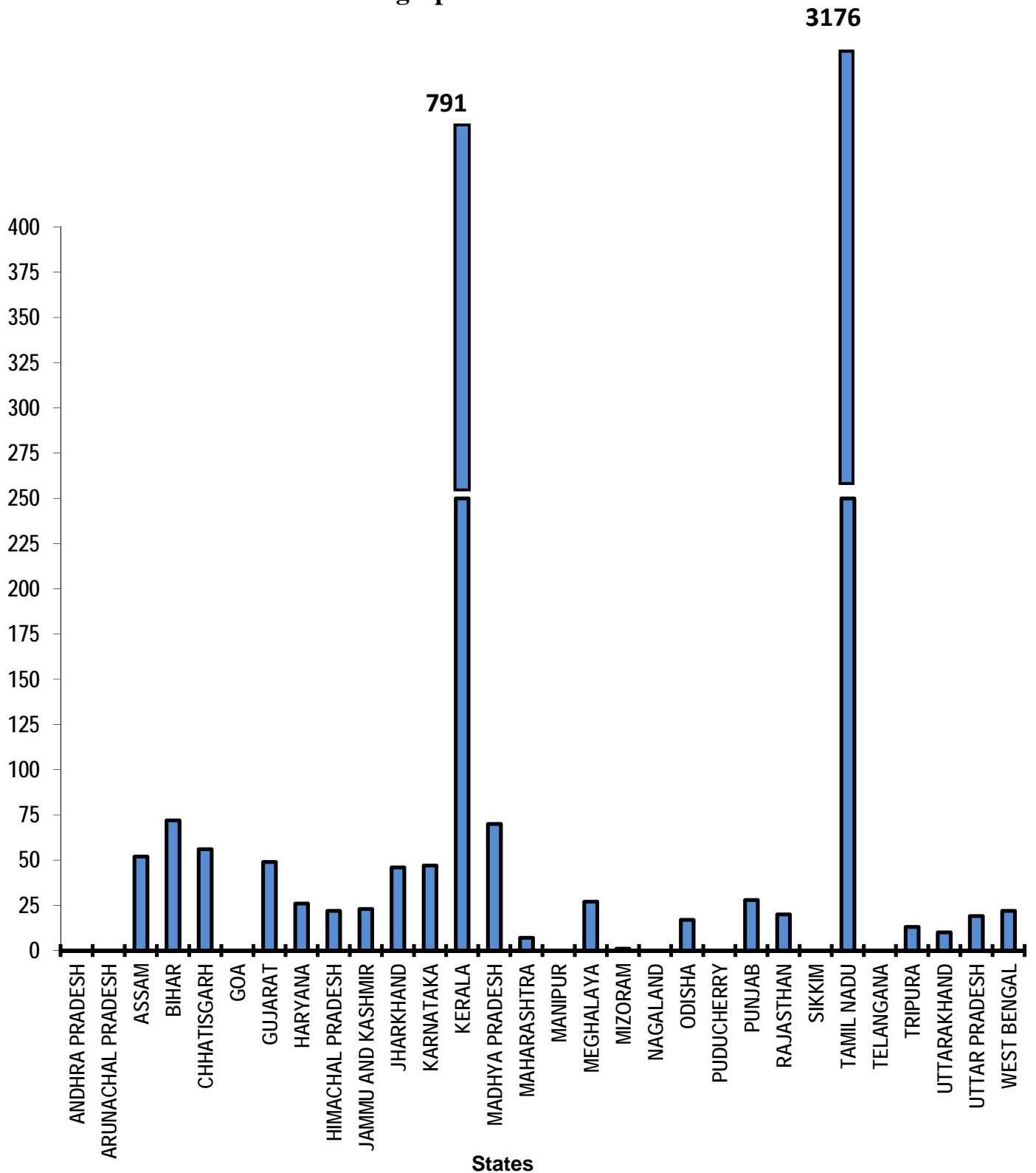


Table - 2(C)

National Rural Livelihood Mission (NRLM)
Number of SHGs provided Community Investment Fund (CIF) during the financial year
(Unit: Number)

Sl. No.	State/UT Name	Target		Achievement	Percent Achievement
		2016-2017	April 2016-June 2016	April 2016-June 2016 @	April 2016-June 2016
(1)	(2)	(3)	(4)	(5)	(5)/(4)
1	ANDHRA PRADESH	-	-	0	-
2	ARUNACHAL PRADESH	-	-	0	-
3	ASSAM	5,250	1,313	407	31
4	BIHAR	33,000	8,250	5,073	61
5	CHHATISGARH	4,550	1,137	661	58
6	GUJARAT	1,450	363	270	74
7	HARYANA	750	187	34	18
8	HIMACHAL PRADESH	390	98	21	21
9	JAMMU AND KASHMIR	-	-	702	-
10	JHARKHAND	10,503	2,626	1,837	70
11	KARNATAKA	5,130	1,282	2,319	181
12	KERALA	-	-	279	-
13	MADHYA PRADESH	13,000	3,250	349	11
14	MAHARASHTRA	2,228	557	713	128
15	MANIPUR	300	75	0	0
16	MEGHALAYA	160	40	0	0
17	MIZORAM	1,108	277	0	0
18	NAGALAND	1,440	360	0	0
19	ODISHA	6,864	1,716	1,052	61
20	PUDUCHERRY	1,650	413	0	0
21	PUNJAB	600	150	36	24
22	RAJASTHAN	3,500	875	79	9
23	SIKKIM	300	75	0	0
24	TAMIL NADU	6,000	1,500	923	62
25	TELANGANA	-	-	0	-
26	TRIPURA	1,595	399	40	10
27	UTTARAKHAND	737	184	7	4
28	UTTAR PRADESH	14,800	3,700	809	22
29	WEST BENGAL	10,515	2,628	2,632	100
Grand Total		1,25,820	31,455	18,243	58

Very Good:(90% or above of targets)

KARNATAKA, MAHARASHTRA, WEST BENGAL

Poor:(Below 80% of targets)

ASSAM, BIHAR, CHHATISGARH, GUJARAT, HARYANA, HIMACHAL PRADESH, JHARKHAND, MADHYA PRADESH, MANIPUR, MEGHALAYA, MIZORAM, NAGALAND, ODISHA, PUDUCHERRY, PUNJAB, RAJASTHAN, SIKKIM, TAMIL NADU, TRIPURA, UTTARAKHAND, UTTAR PRADESH

Note:

NR Not Reported

@ Figures received from M/o Rural Development have been considered

**NRLM: No. of SHGs Provided Community
Investment Fund (CIF)
% Achievement of Target
During April 2016- June 2016**

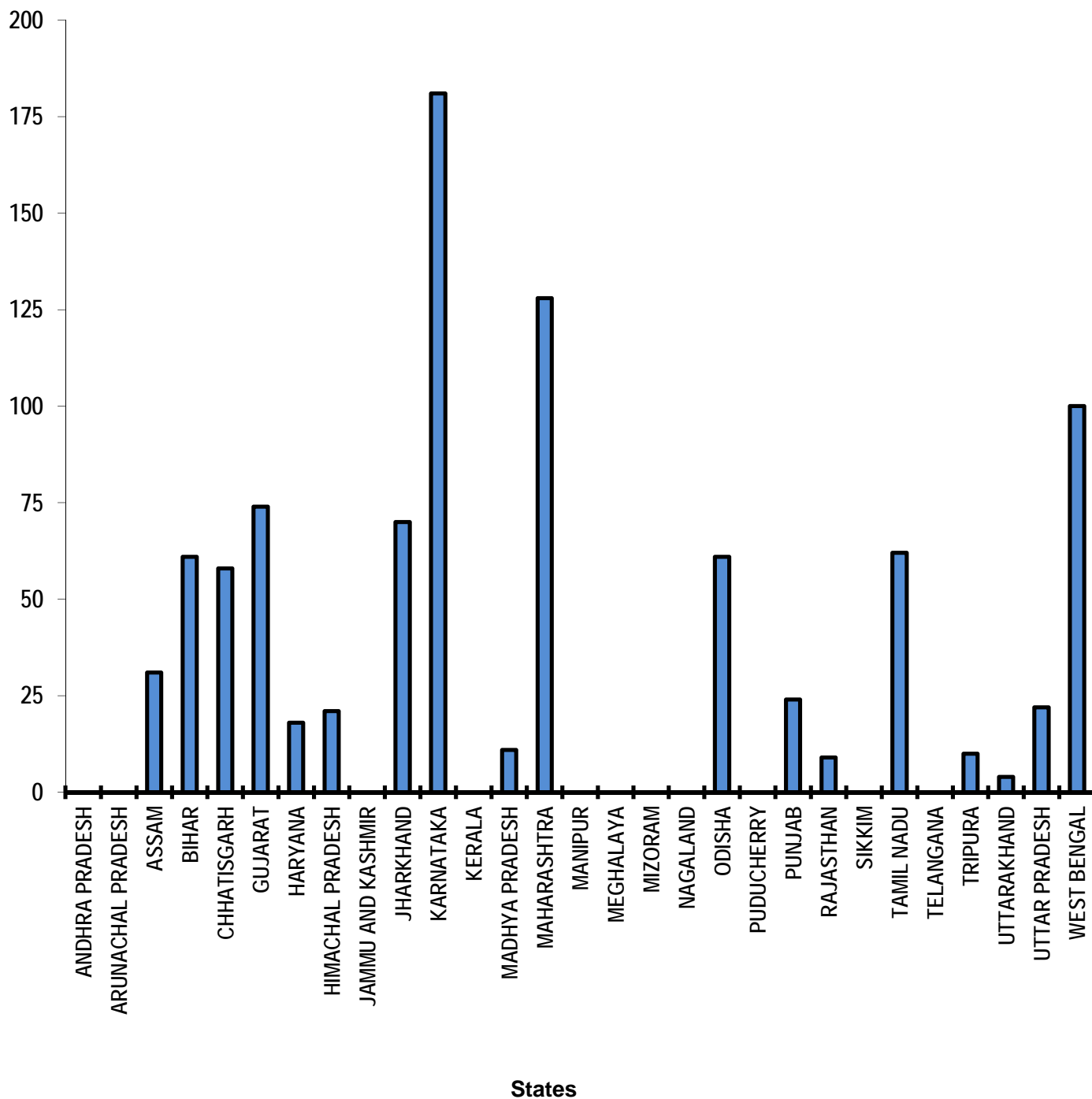


Table - 3(A)

**Distribution of waste land to the landless
(Unit: Hectare)**

Sl. No.	State/UT Name	Total Land Distributed (Hectare) April 2016-June 2016
(1)	(2)	(3)
1	ANDHRA PRADESH	0
2	ARUNACHAL PRADESH	0
3	ASSAM	0
4	BIHAR	24
5	CHHATISGARH	0
6	DELHI	NR
7	GOA	0
8	GUJARAT	0
9	HARYANA	0
10	JAMMU AND KASHMIR	0
11	JHARKHAND	NR
12	KARNATAKA	0
13	KERALA	0
14	MADHYA PRADESH	0
15	MAHARASHTRA	0
16	MANIPUR	0
17	MEGHALAYA	0
18	MIZORAM	NR
19	NAGALAND	NR
20	ODISHA	7
21	PUDUCHERRY	0
22	PUNJAB	0
23	RAJASTHAN	0
24	SIKKIM	0
25	TAMIL NADU	0
26	TELANGANA	543
27	TRIPURA	NR
28	UTTARAKHAND	0
29	UTTAR PRADESH	214
30	WEST BENGAL	53
31	ANDAMAN AND NICOBAR ISLANDS	0
32	CHANDIGARH	0
33	DADRA AND NAGAR HAVELI	0
34	DAMAN AND DIU	0
35	LAKSHADWEEP	0
Grand Total		841

Note:

NR Not Reported

Table - 3(B)

Distribution of waste land to the landless

Sl. No.	State/UT Name	Land Distributed to SC	Land Distributed to ST	Land Distributed to Others
		(Hectare) April 2016- June 2016	(Hectare) April 2016- June 2016	(Hectare) April 2016- June 2016
(1)	(2)	(3)	(4)	(5)
1	ANDHRA PRADESH	0	0	0
2	ARUNACHAL PRADESH	0	0	0
3	ASSAM	0	0	0
4	BIHAR	10	1	13
5	CHHATISGARH	0	0	0
6	DELHI	NR	NR	NR
7	GOA	0	0	0
8	GUJARAT	0	0	0
9	HARYANA	0	0	0
10	JAMMU AND KASHMIR	0	0	0
11	JHARKHAND	NR	NR	NR
12	KARNATAKA	0	0	0
13	KERALA	0	0	0
14	MADHYA PRADESH	0	0	0
15	MAHARASHTRA	0	0	0
16	MANIPUR	0	0	0
17	MEGHALAYA	0	0	0
18	MIZORAM	NR	NR	NR
19	NAGALAND	NR	NR	NR
20	ODISHA	1	2	4
21	PUDUCHERRY	0	0	0
22	PUNJAB	0	0	0
23	RAJASTHAN	0	0	0
24	SIKKIM	0	0	0
25	TAMIL NADU	0	0	0
26	TELANGANA	543	0	0
27	TRIPURA	NR	NR	NR
28	UTTARAKHAND	0	0	0
29	UTTAR PRADESH	70	0	144
30	WEST BENGAL	10	8	35
31	ANDAMAN AND NICOBAR ISLANDS	0	0	0
32	CHANDIGARH	0	0	0
33	DADRA AND NAGAR HAVELI	0	0	0
34	DAMAN AND DIU	0	0	0
35	LAKSHADWEEP	0	0	0
Grand Total		634	11	196

Note:

NR Not Reported

Table - 4(A)

Minimum Wages Enforcement (including Farm Labour)

Sl. No.	State/UT Name	Agriculture and Farm Workers: Inspections made (Number) April 2016- June 2016	Agriculture and Farm Workers: Irregularities detected (Number) April 2016- June 2016	Agriculture and Farm Workers: Irregularities rectified (Number) April 2016- June 2016
(1)	(2)	(3)	(4)	(5)
1	ANDHRA PRADESH	0	0	0
2	ARUNACHAL PRADESH	0	0	0
3	ASSAM	0	0	0
4	BIHAR	0	0	0
5	CHHATISGARH	0	0	0
6	DELHI	NR	NR	NR
7	GOA	0	0	0
8	GUJARAT	0	0	0
9	HARYANA	0	0	0
10	HIMACHAL PRADESH	0	0	0
11	JAMMU AND KASHMIR	0	0	0
12	JHARKHAND	NR	NR	NR
13	KARNATAKA	0	0	0
14	KERALA	0	0	0
15	MADHYA PRADESH	0	0	0
16	MAHARASHTRA	0	0	0
17	MANIPUR	0	0	0
18	MEGHALAYA	0	0	0
19	MIZORAM	NR	NR	NR
20	NAGALAND	NR	NR	NR
21	ODISHA	0	0	0
22	PUDUCHERRY	0	0	0
23	PUNJAB	0	0	0
24	RAJASTHAN	0	0	0
25	SIKKIM	147	0	0
26	TAMIL NADU	27552	57	0
27	TELANGANA	0	0	0
28	TRIPURA	NR	NR	NR
29	UTTARAKHAND	0	0	0
30	UTTAR PRADESH	0	0	0
31	WEST BENGAL	709	1217	929
32	ANDAMAN AND NICOBAR ISLANDS	0	0	0
33	CHANDIGARH	51	46	0
34	DADRA AND NAGAR HAVELI	0	0	0
35	DAMAN AND DIU	0	0	0
36	LAKSHADWEEP	0	0	0
Grand Total		28,459	1,320	929

Note:

NR Not Reported

Table - 4(B)

Minimum Wages Enforcement (including Farm Labour)
(Unit: Number)

Sl. No.	State/UT Name	Agriculture and Farm Workers:	Agriculture and Farm Workers:
		Claims filed (Number) April 2016-June 2016	Claims settled (Number) April 2016-June 2016
(1)	(2)	(3)	(4)
1	ANDHRA PRADESH	0	0
2	ARUNACHAL PRADESH	0	0
3	ASSAM	0	0
4	BIHAR	0	0
5	CHHATISGARH	0	0
6	DELHI	NR	NR
7	GOA	0	0
8	GUJARAT	0	0
9	HARYANA	0	0
10	HIMACHAL PRADESH	0	0
11	JAMMU AND KASHMIR	0	0
12	JHARKHAND	NR	NR
13	KARNATAKA	0	0
14	KERALA	0	0
15	MADHYA PRADESH	0	0
16	MAHARASHTRA	0	0
17	MANIPUR	0	0
18	MEGHALAYA	0	0
19	MIZORAM	NR	NR
20	NAGALAND	NR	NR
21	ODISHA	0	0
22	PUDUCHERRY	0	0
23	PUNJAB	0	0
24	RAJASTHAN	0	0
25	SIKKIM	0	0
26	TAMIL NADU	282	194
27	TELANGANA	0	0
28	TRIPURA	NR	NR
29	UTTARAKHAND	0	0
30	UTTAR PRADESH	0	0
31	WEST BENGAL	1	0
32	ANDAMAN AND NICOBAR ISLANDS	0	0
33	CHANDIGARH	21	0
34	DADRA AND NAGAR HAVELI	0	0
35	DAMAN AND DIU	0	0
36	LAKSHADWEEP	0	0
Grand Total		304	194

Note:

NR Not Reported

Table - 4(C)

Minimum Wages Enforcement (including Farm Labour)

Sl. No.	State/UT Name	Agriculture and Farm Workers: Prosecution cases Pending (Number) April 2016- June 2016	Agriculture and Farm Workers: Prosecution cases filed (Number) April 2016- June 2016	Agriculture and Farm Workers: Prosecution cases decided (Number) April 2016- June 2016
		(3)	(4)	(5)
1	ANDHRA PRADESH	0	0	0
2	ARUNACHAL PRADESH	0	0	0
3	ASSAM	0	0	0
4	BIHAR	0	0	0
5	CHHATISGARH	0	0	0
6	DELHI	NR	NR	NR
7	GOA	0	0	0
8	GUJARAT	0	0	0
9	HARYANA	0	0	0
10	HIMACHAL PRADESH	0	0	0
11	JAMMU AND KASHMIR	0	0	0
12	JHARKHAND	NR	NR	NR
13	KARNATAKA	0	0	0
14	KERALA	0	0	0
15	MADHYA PRADESH	0	0	0
16	MAHARASHTRA	0	0	0
17	MANIPUR	0	0	0
18	MEGHALAYA	0	0	0
19	MIZORAM	NR	NR	NR
20	NAGALAND	NR	NR	NR
21	ODISHA	0	0	0
22	PUDUCHERRY	0	0	0
23	PUNJAB	0	0	0
24	RAJASTHAN	0	0	0
25	SIKKIM	0	0	0
26	TAMIL NADU	1653	47	41
27	TELANGANA	0	0	0
28	TRIPURA	NR	NR	NR
29	UTTARAKHAND	0	0	0
30	UTTAR PRADESH	0	0	0
31	WEST BENGAL	3006	658	262
32	ANDAMAN AND NICOBAR ISLANDS	0	0	0
33	CHANDIGARH	18	0	0
34	DADRA AND NAGAR HAVELI	0	0	0
35	DAMAN AND DIU	0	0	0
36	LAKSHADWEEP	0	0	0
Grand Total		4,677	705	303

Note:

NR Not Reported

Table - 5(A)

Food security-Targeted Public Distribution system (APL+BPL+AAAY)

Sl. No.	State/UT Name	Allocation of Food		Percentage of offtake w.r.t. Allocation of Food Grains
		Grains (Tonnes) April 2016- June 2016	Off take (Tonnes) April 2016- June 2016	
(1)	(2)	(3)	(4)	(5)
1	ANDHRA PRADESH	4,67,961	4,35,991	93
2	ARUNACHAL PRADESH	22,248	20,843	94
3	ASSAM	4,15,515	3,98,725	96
4	BIHAR	13,73,466	11,51,548	84
5	CHHATISGARH	3,46,014	3,46,014	100
6	DELHI	1,12,442	1,09,689	98
7	GOA	14,751	13,851	94
8	GUJARAT	5,27,238	5,18,102	98
9	HARYANA	1,98,750	2,08,792	105
10	HIMACHAL PRADESH	1,27,001	1,26,786	100
11	JAMMU AND KASHMIR	1,87,770	1,95,793	104
12	JHARKHAND	3,90,412	3,62,582	93
13	KARNATAKA	6,52,209	6,78,486	104
14	KERALA	3,06,651	3,20,399	104
15	MADHYA PRADESH	8,68,008	6,56,194	76
16	MAHARASHTRA	11,51,298	10,60,039	92
17	MANIPUR	35,391	14,299	40
18	MEGHALAYA	44,001	48,019	109
19	MIZORAM	16,439	11,944	73
20	NAGALAND	31,719	33,677	106
21	ODISHA	5,10,562	5,33,594	105
22	PUDUCHERRY	0	0	-
23	PUNJAB	2,17,530	1,19,346	55
24	RAJASTHAN	6,97,893	6,53,730	94
25	SIKKIM	11,082	12,039	109
26	TAMIL NADU	9,30,708	7,66,806	82
27	TELANGANA	3,34,500	3,09,446	93
28	TRIPURA	67,751	64,389	95
29	UTTARAKHAND	1,25,748	1,29,036	103
30	UTTAR PRADESH	22,74,656	21,76,249	96
31	WEST BENGAL	9,03,288	8,68,416	96
32	ANDAMAN AND NICOBAR ISLANDS	7,391	2,711	37
33	CHANDIGARH	0	0	-
34	DADRA AND NAGAR HAVELI	2,244	1,257	56
35	DAMAN AND DIU	1,505	427	28
36	LAKSHADWEEP	1,155	1,450	126
Grand Total		1,33,75,297	1,23,50,669	92

Very Good:(90% or above of targets)

ANDHRA PRADESH, ARUNACHAL PRADESH, ASSAM, CHHATISGARH, DELHI, GOA, GUJARAT, HARYANA, HIMACHAL PRADESH, JAMMU AND KASHMIR, JHARKHAND, KARNATAKA, KERALA, MAHARASHTRA, MEGHALAYA, NAGALAND, ODISHA, RAJASTHAN, SIKKIM, TELANGANA, TRIPURA, UTTARAKHAND, UTTAR PRADESH, WEST BENGAL, LAKSHADWEEP

Good:(Between 80% or above but less than 90% targets)

BIHAR, TAMIL NADU

Poor:(Below 80% of targets)

MADHYA PRADESH, MANIPUR, MIZORAM, PUNJAB, ANDAMAN AND NICOBAR ISLANDS, DADRA AND NAGAR HAVELI, DAMAN AND DIU

Food Security: Targeted Public Distribution System (APL+BPL+AAY)

Off take

**% Achievement of Target
During April 2016 - June 2016**

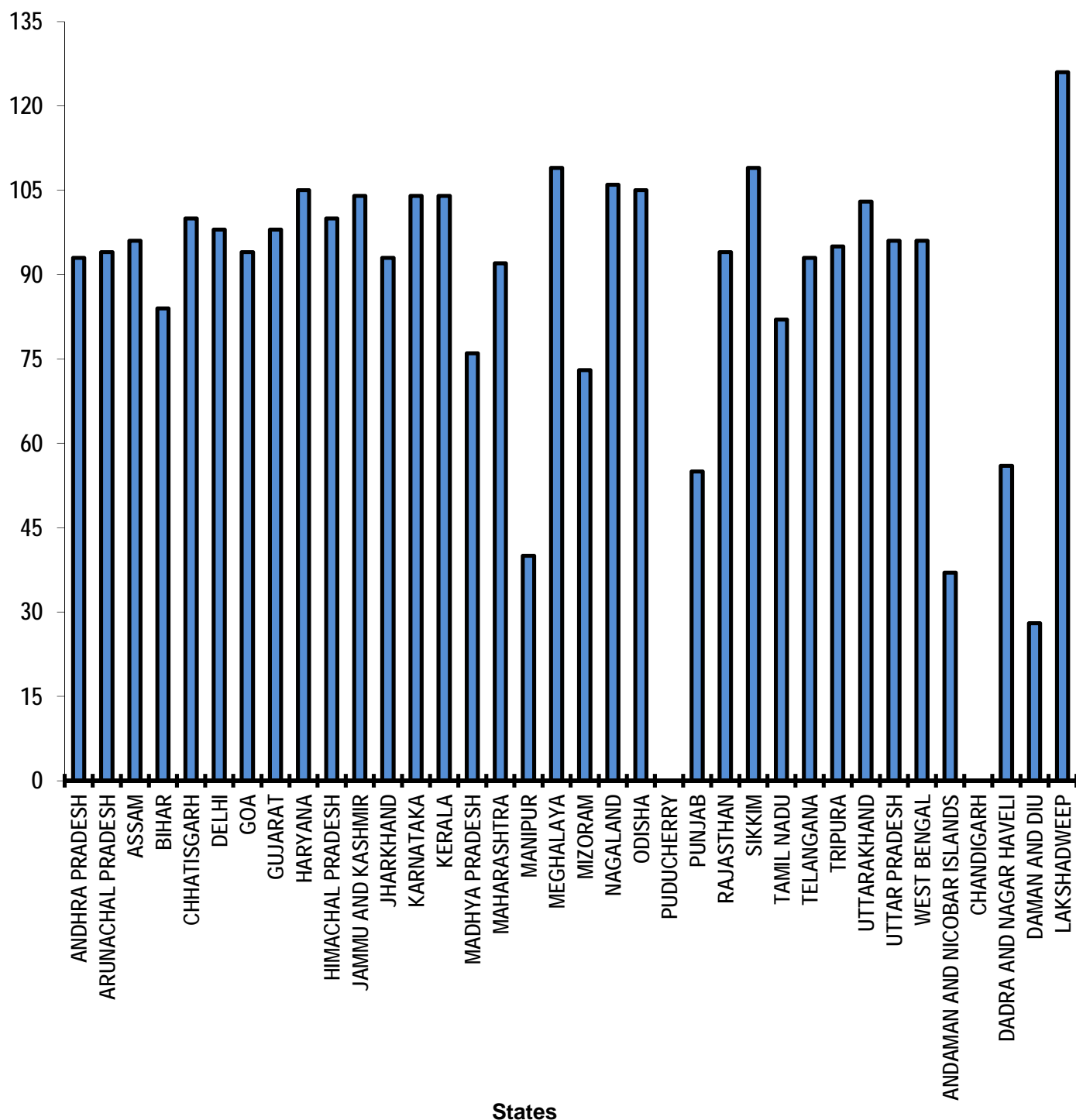


Table - 5(B)

Food security-Targeted Public Distribution system (only AAY)

Sl. No.	State/UT Name	Allocation of Food		Percentage of offtake w.r.t. Allocation of Food Grains
		Grains (Tonnes) April 2016- June 2016	Off take (Tonnes) April 2016- June 2016	
(1)	(2)	(3)	(4)	(5)
1	ANDHRA PRADESH	0	0	-
2	ARUNACHAL PRADESH	0	0	-
3	ASSAM	0	0	-
4	BIHAR	0	0	-
5	CHHATISGARH	0	0	-
6	DELHI	0	0	-
7	GOA	0	0	-
8	GUJARAT	0	231	-
9	HARYANA	0	0	-
10	HIMACHAL PRADESH	0	0	-
11	JAMMU AND KASHMIR	0	1,080	-
12	JHARKHAND	0	0	-
13	KARNATAKA	0	0	-
14	KERALA	62,565	66,618	106
15	MADHYA PRADESH	0	0	-
16	MAHARASHTRA	0	0	-
17	MANIPUR	0	0	-
18	MEGHALAYA	0	0	-
19	MIZORAM	0	0	-
20	NAGALAND	4,992	4,992	100
21	ODISHA	0	0	-
22	PUDUCHERRY	0	0	-
23	PUNJAB	0	0	-
24	RAJASTHAN	0	0	-
25	SIKKIM	0	0	-
26	TAMIL NADU	1,95,786	1,96,085	100
27	TELANGANA	0	0	-
28	TRIPURA	0	0	-
29	UTTARAKHAND	0	0	-
30	UTTAR PRADESH	0	11	-
31	WEST BENGAL	0	7,221	-
32	ANDAMAN AND NICOBAR ISLANDS	0	0	-
33	CHANDIGARH	0	0	-
34	DADRA AND NAGAR HAVELI	0	0	-
35	DAMAN AND DIU	0	0	-
36	LAKSHADWEEP	0	0	-
Grand Total		2,63,343	2,76,238	105

Very Good:(90% or above of targets)

KERALA, NAGALAND, TAMIL NADU

Food Security: Targeted Public Distribution System (Only Antyodaya Anna Yojana)

Off take

% Achievement of Target
During April 2016 - June 2016

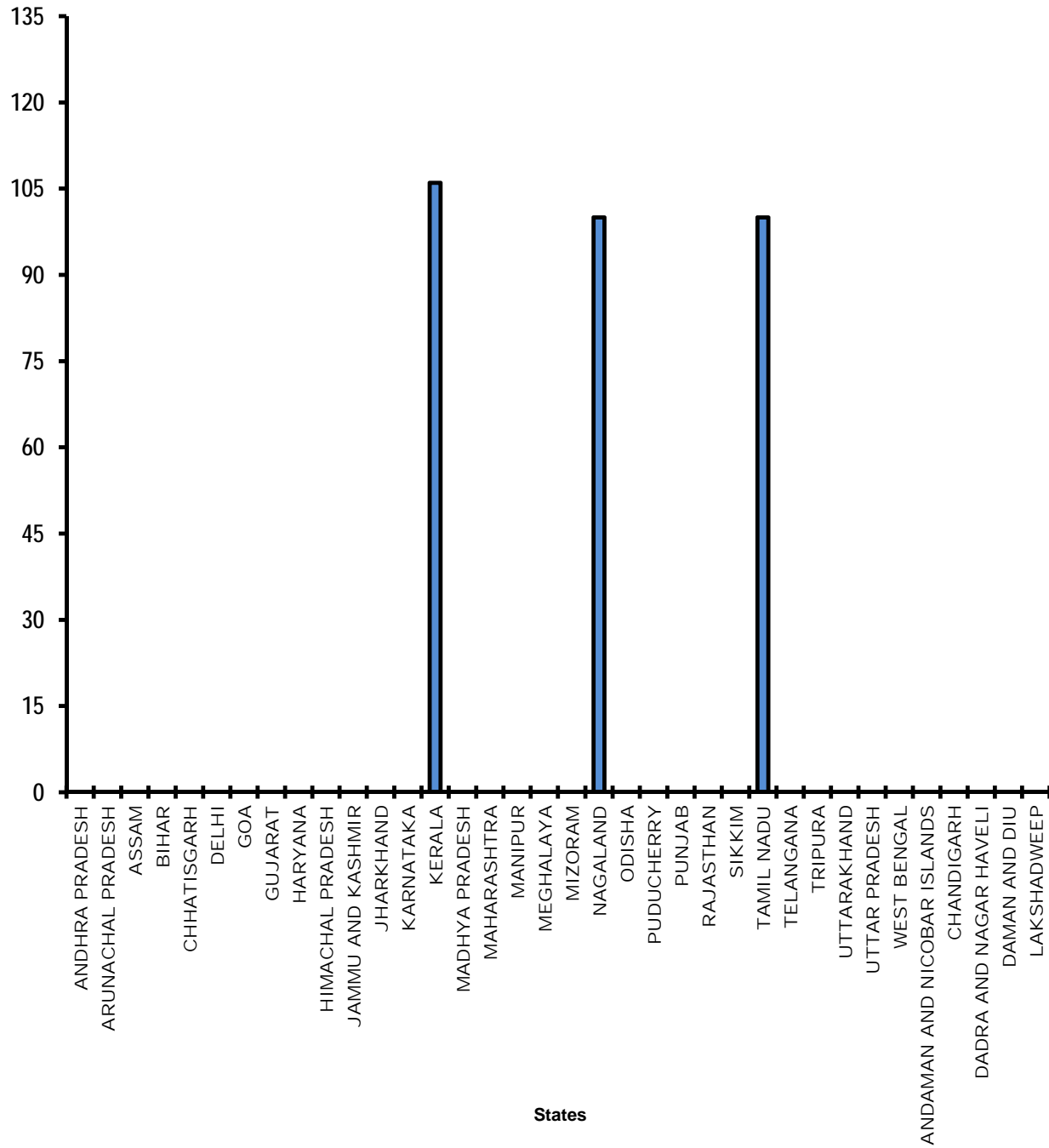


Table - 5(C)

Food Security - Targeted Public Distribution System (Only BPL)

Sl. No.	State/UT Name	Allocation of Food		Percentage of offtake w.r.t. Allocation of Food Grains
		Grains (Tonnes) April 2016- June 2016	Off take (Tonnes) April 2016- June 2016	
(1)	(2)	(3)	(4)	(5)
1	ANDHRA PRADESH	0	0	-
2	ARUNACHAL PRADESH	0	81	-
3	ASSAM	0	0	-
4	BIHAR	0	0	-
5	CHHATISGARH	0	0	-
6	DELHI	0	0	-
7	GOA	0	0	-
8	GUJARAT	0	69	-
9	HARYANA	0	0	-
10	HIMACHAL PRADESH	0	0	-
11	JAMMU AND KASHMIR	0	0	-
12	JHARKHAND	0	0	-
13	KARNATAKA	0	0	-
14	KERALA	1,00,587	1,02,727	102
15	MADHYA PRADESH	0	0	-
16	MAHARASHTRA	0	0	-
17	MANIPUR	0	0	-
18	MEGHALAYA	0	0	-
19	MIZORAM	0	0	-
20	NAGALAND	8,028	8,028	100
21	ODISHA	0	0	-
22	PUDUCHERRY	0	0	-
23	PUNJAB	0	0	-
24	RAJASTHAN	0	0	-
25	SIKKIM	0	0	-
26	TAMIL NADU	3,14,808	2,58,367	82
27	TELANGANA	0	0	-
28	TRIPURA	0	0	-
29	UTTARAKHAND	0	0	-
30	UTTAR PRADESH	0	0	-
31	WEST BENGAL	0	0	-
32	ANDAMAN AND NICOBAR ISLANDS	0	0	-
33	CHANDIGARH	0	0	-
34	DADRA AND NAGAR HAVELI	0	0	-
35	DAMAN AND DIU	0	0	-
36	LAKSHADWEEP	0	0	-
Grand Total		4,23,423	3,69,272	87

Very Good:(90% or above of targets)

KERALA, NAGALAND

Good:(Between 80% or above but less than 90% targets)

TAMIL NADU

Food Security: Targeted Public Distribution System (Only BPL)

Off take

% Achievement of Target
During April 2016- June 2016

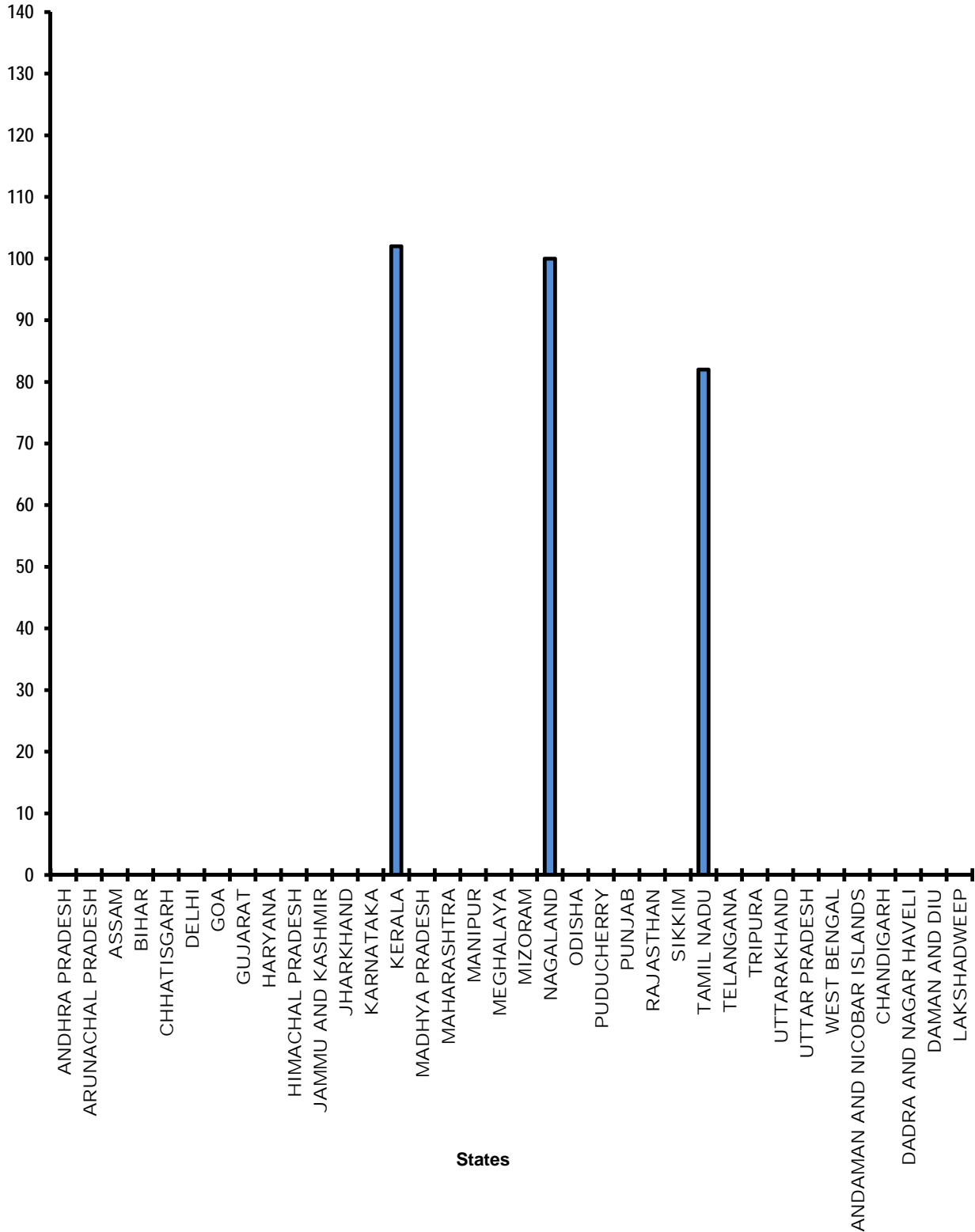


Table - 5(D)

Food Security:National Food Security Act(Normal)-NFSA

Sl. No.	State/UT Name	Allocation of Food		Percentage of offtake w.r.t. Allocation of Food Grains
		Grains (Tonnes) April 2016- June 2016	Off take (Tonnes) April 2016- June 2016	
(1)	(2)	(3)	(4)	(5)
1	ANDHRA PRADESH	4,62,445	4,28,177	93
2	ARUNACHAL PRADESH	14,031	12,952	92
3	ASSAM	3,90,699	3,74,234	96
4	BIHAR	13,73,466	11,51,548	84
5	CHHATISGARH	3,46,014	3,46,014	100
6	DELHI	1,12,426	1,09,689	98
7	GOA	8,355	7,455	89
8	GUJARAT	5,27,238	5,16,730	98
9	HARYANA	1,98,750	2,08,792	105
10	HIMACHAL PRADESH	47,338	46,488	98
11	JAMMU AND KASHMIR	1,18,704	1,27,965	108
12	JHARKHAND	3,90,412	3,62,582	93
13	KARNATAKA	6,52,209	6,78,486	104
14	KERALA	0	0	-
15	MADHYA PRADESH	8,68,008	6,55,399	76
16	MAHARASHTRA	11,51,298	10,60,039	92
17	MANIPUR	35,391	14,299	40
18	MEGHALAYA	32,400	35,145	108
19	MIZORAM	11,133	9,305	84
20	NAGALAND	0	1,496	-
21	ODISHA	5,10,562	5,33,594	105
22	PUDUCHERRY	0	0	-
23	PUNJAB	2,17,530	1,19,346	55
24	RAJASTHAN	6,97,893	6,53,730	94
25	SIKKIM	6,576	6,597	100
26	TAMIL NADU	0	0	-
27	TELANGANA	3,24,012	3,00,214	93
28	TRIPURA	41,571	36,063	87
29	UTTARAKHAND	1,00,365	1,03,505	103
30	UTTAR PRADESH	22,74,656	21,76,238	96
31	WEST BENGAL	9,03,288	8,54,427	95
32	ANDAMAN AND NICOBAR ISLANDS	999	629	63
33	CHANDIGARH	0	0	-
34	DADRA AND NAGAR HAVELI	2,244	1,257	56
35	DAMAN AND DIU	1,505	427	28
36	LAKSHADWEEP	381	381	100
Grand Total		1,18,21,899	1,09,33,203	92

Very Good:(90% or above of targets)

ANDHRA PRADESH, ARUNACHAL PRADESH, ASSAM, CHHATISGARH, DELHI, GUJARAT, HARYANA, HIMACHAL PRADESH, JAMMU AND KASHMIR, JHARKHAND, KARNATAKA, MAHARASHTRA, MEGHALAYA, ODISHA, RAJASTHAN, SIKKIM, TELANGANA, UTTARAKHAND, UTTAR PRADESH, WEST BENGAL, LAKSHADWEEP

Good:(Between 80% or above but less than 90% targets)

BIHAR, GOA, MIZORAM, TRIPURA

Poor:(Below 80% of targets)

MADHYA PRADESH, MANIPUR, PUNJAB, ANDAMAN AND NICOBAR ISLANDS, DADRA AND NAGAR HAVELI, DAMAN AND DIU

Food Security: National Food Security Act (Normal)

Off take

% Achievement of Target During April 2016 - June 2016

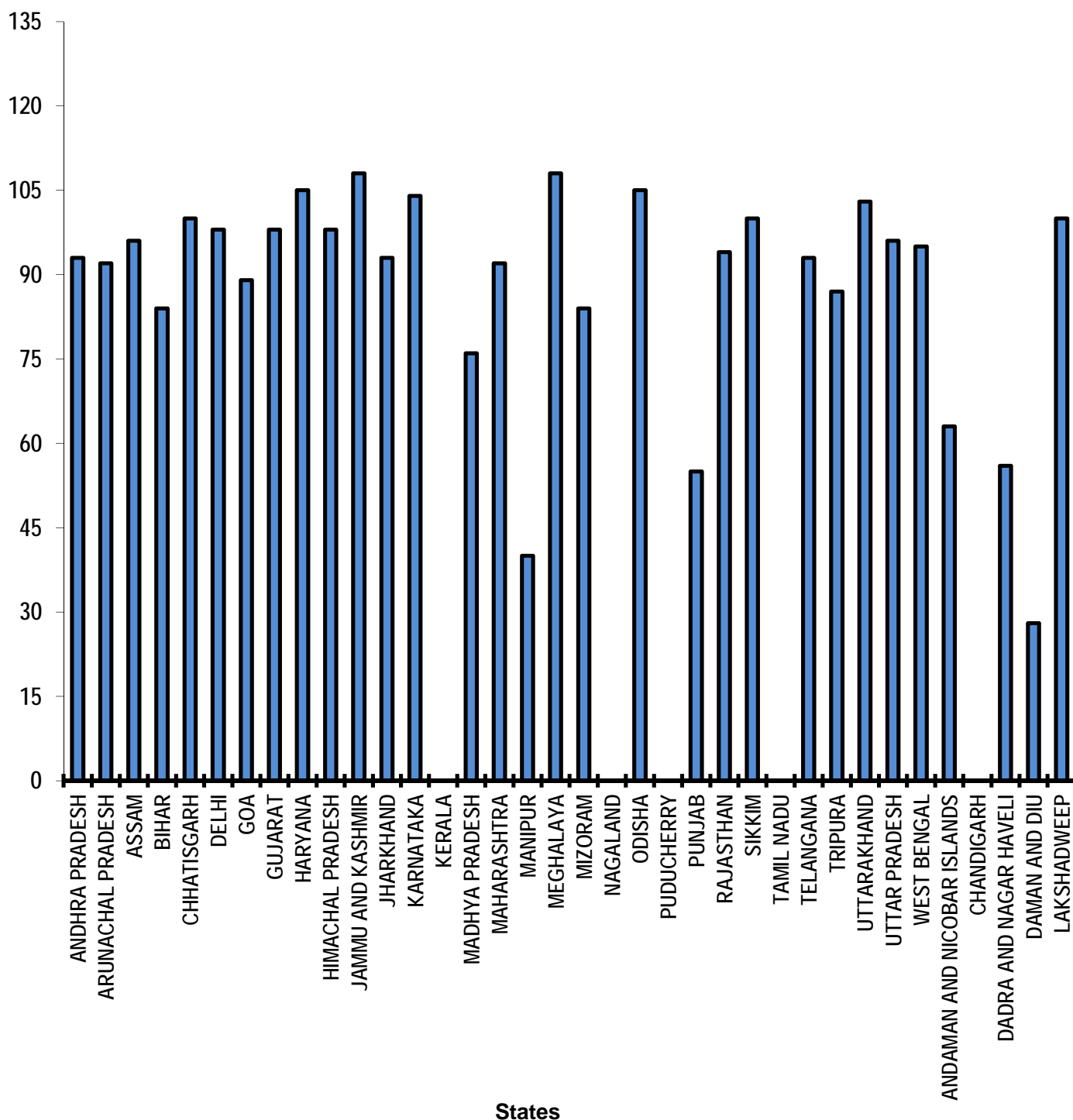


Table - 5(E)

Food Security:National Food Security Act(Tide Over)-NFSA

Sl. No.	State/UT Name	Allocation of Food		Percentage of offtake w.r.t. Allocation of Food Grains
		Grains (Tonnes) April 2016- June 2016	Off take (Tonnes) April 2016- June 2016	
(1)	(2)	(3)	(4)	(5)
1	ANDHRA PRADESH	5,517	7,814	142
2	ARUNACHAL PRADESH	8,217	6,852	83
3	ASSAM	24,816	24,471	99
4	BIHAR	0	0	-
5	CHHATISGARH	0	0	-
6	DELHI	16	0	0
7	GOA	6,396	6,396	100
8	GUJARAT	0	0	-
9	HARYANA	0	0	-
10	HIMACHAL PRADESH	79,663	80,298	101
11	JAMMU AND KASHMIR	69,066	66,748	97
12	JHARKHAND	0	0	-
13	KARNATAKA	0	0	-
14	KERALA	0	0	-
15	MADHYA PRADESH	0	795	-
16	MAHARASHTRA	0	0	-
17	MANIPUR	0	0	-
18	MEGHALAYA	11,601	12,874	111
19	MIZORAM	5,306	2,639	50
20	NAGALAND	0	56	-
21	ODISHA	0	0	-
22	PUDUCHERRY	0	0	-
23	PUNJAB	0	0	-
24	RAJASTHAN	0	0	-
25	SIKKIM	4,506	5,442	121
26	TAMIL NADU	0	0	-
27	TELANGANA	10,488	9,232	88
28	TRIPURA	26,180	28,326	108
29	UTTARAKHAND	25,383	25,531	101
30	UTTAR PRADESH	0	0	-
31	WEST BENGAL	0	0	-
32	ANDAMAN AND NICOBAR ISLANDS	6,392	2,082	33
33	CHANDIGARH	0	0	-
34	DADRA AND NAGAR HAVELI	0	0	-
35	DAMAN AND DIU	0	0	-
36	LAKSHADWEEP	774	1,069	138
Grand Total		2,84,321	2,80,625	99

Very Good:(90% or above of targets)

ANDHRA PRADESH, ASSAM, GOA, HIMACHAL PRADESH, JAMMU AND KASHMIR,
MEGHALAYA, SIKKIM, TRIPURA, UTTARAKHAND, LAKSHADWEEP

Good:(Between 80% or above but less than 90% targets)

ARUNACHAL PRADESH, TELANGANA

Poor:(Below 80% of targets)

DELHI, MIZORAM, ANDAMAN AND NICOBAR ISLANDS

Food Security: National Food Security Act (Tide Over)

Off take

% Achievement of Target
During April 2016 - June 2016

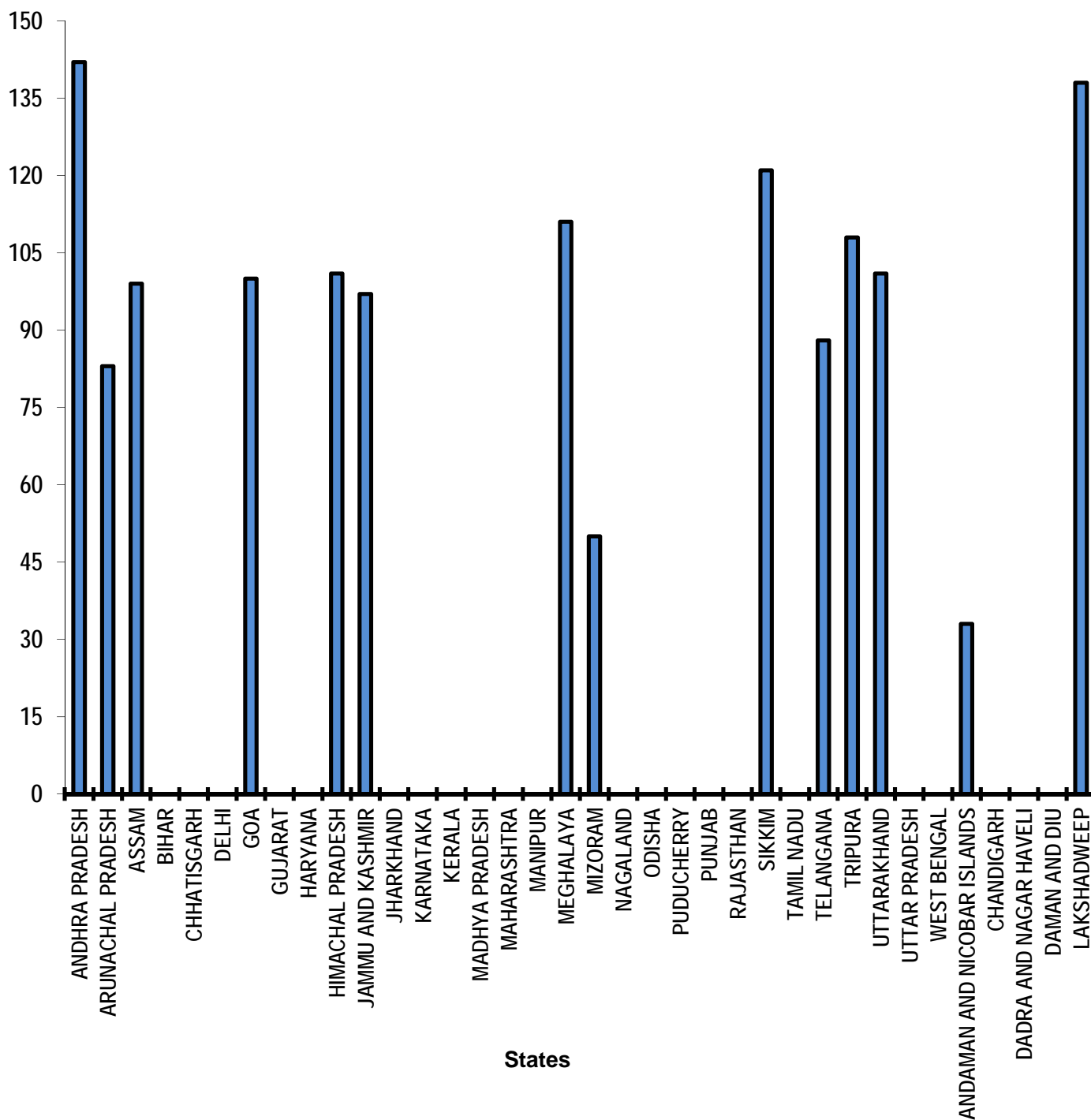


Table - 6

Rural Housing - Pradhan Mantri Awaas Yojana (Grameen)
Houses constructed
(Unit: Number)

Sl. No.	State/UT Name	Target		Achievement	Percent Achievement
		2016-2017	April 2016- June 2016	April 2016- June 2016 @	April 2016- June 2016 (5)/(4)
(1)	(2)	(3)	(4)	(5)	(5)/(4)
1	ANDHRA PRADESH	56,111	14,028	3,706	26
2	ARUNACHAL PRADESH	6,754	1,689	0	0
3	ASSAM	1,64,245	41,062	18,691	46
4	BIHAR	4,76,715	1,19,178	43,924	37
5	CHHATISGARH	1,74,119	43,530	1,877	4
6	GOA	761	190	0	0
7	GUJARAT	84,924	21,231	4,302	20
8	HARYANA	19,106	4,776	1,331	28
9	HIMACHAL PRADESH	3,644	911	158	17
10	JAMMU AND KASHMIR	12,724	3,181	11	0
11	JHARKHAND	1,72,588	43,147	3,582	8
12	KARNATAKA	69,576	17,394	842	5
13	KERALA	24,341	6,085	7,108	117
14	MADHYA PRADESH	3,35,036	83,759	10,827	13
15	MAHARASHTRA	1,72,264	43,066	4,762	11
16	MANIPUR	8,459	2,115	0	0
17	MEGHALAYA	12,732	3,183	26	1
18	MIZORAM	3,593	899	11	1
19	NAGALAND	6,840	1,710	0	0
20	ODISHA	2,96,127	74,031	31,595	43
21	PUDUCHERRY	321	80	0	0
22	PUNJAB	18,293	4,573	0	0
23	RAJASTHAN	1,87,094	46,774	8,068	17
24	SIKKIM	1,957	489	48	10
25	TAMIL NADU	1,31,831	32,958	1,662	5
26	TELANGANA	38,097	9,525	0	0
27	TRIPURA	17,741	4,436	713	16
28	UTTARAKHAND	8,120	2,030	406	20
29	UTTAR PRADESH	4,30,065	1,07,516	72,995	68
30	WEST BENGAL	3,26,338	81,584	67,318	83
31	ANDAMAN AND NICOBAR ISLANDS	157	39	0	0
32	DADRA AND NAGAR HAVELI	227	57	0	0
33	DAMAN AND DIU	40	10	0	0
34	LAKSHADWEEP	57	15	0	0
Grand Total		32,60,997	8,15,251	2,83,963	35

Very Good:(90% or above of targets)

ANDHRA PRADESH, KERALA, ODISHA, TELANGANA, WEST BENGAL

Good:(Between 80% or above but less than 90% targets)

KARNATAKA

Poor:(Below 80% of targets)

ARUNACHAL PRADESH, ASSAM, BIHAR, CHHATISGARH, GOA, GUJARAT, HARYANA, HIMACHAL PRADESH, JAMMU AND KASHMIR, JHARKHAND, MADHYA PRADESH, MAHARASHTRA, MANIPUR, MEGHALAYA, MIZORAM, NAGALAND, PUDUCHERRY, PUNJAB, RAJASTHAN, SIKKIM, TAMIL NADU, TRIPURA, UTTARAKHAND, UTTAR PRADESH, ANDAMAN AND NICOBAR ISLANDS, DADRA AND NAGAR HAVELI, DAMAN AND DIU, LAKSHADWEEP

Note:

NR Not Reported

@ Figures received from M/o Rural Development have been considered

Rural Housing - Pradhan Mantri Awaas Yojana - Grameen Houses constructed % Achievement of Target During April 2016 - June 2016

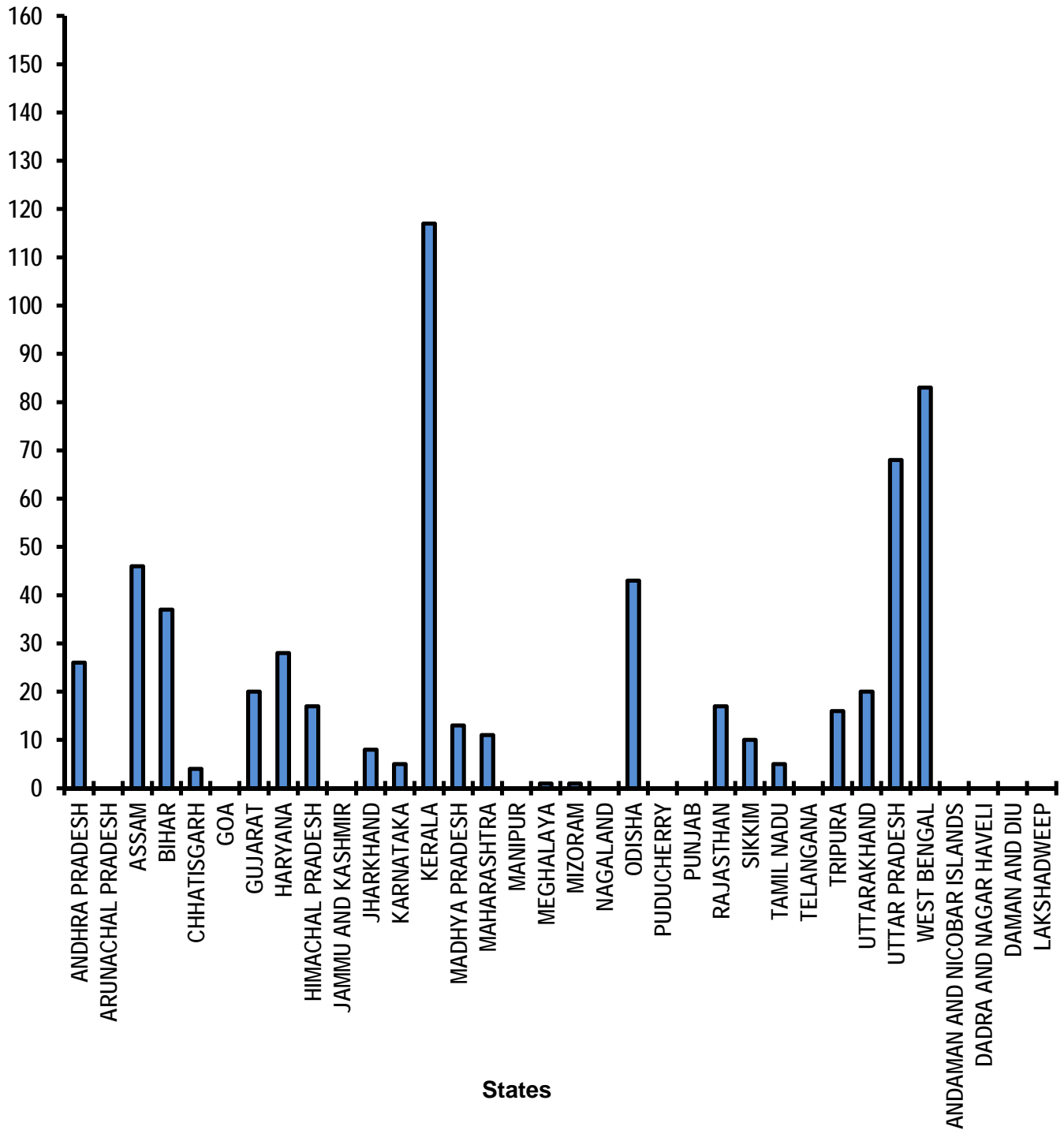


Table - 7

EWS/LIG Houses in Urban Areas
Houses constructed
(Unit: Number)

Sl. No.	State/UT Name	Target		Achievement	Percent Achievement
		2016-2017	April 2016- June 2016	April 2016- June 2016	April 2016- June 2016
(1)	(2)	(3)	(4)	(5)	(5)/(4)
1	ANDHRA PRADESH	14,440	3,610	0	0
2	ARUNACHAL PRADESH	752	188	420	223
3	ASSAM	3,160	790	0	0
4	BIHAR	18,302	4,576	6,396	140
5	CHHATISGARH	11,002	2,751	256	9
6	DELHI	28,080	7,020	NR	0
7	GUJARAT	12,471	3,118	4,048	130
8	HARYANA	472	118	411	348
9	HIMACHAL PRADESH	1,312	328	0	0
10	JAMMU AND KASHMIR	7,475	1,869	0	0
11	JHARKHAND	2,613	653	NR	0
12	KARNATAKA	1,351	340	1,101	324
13	KERALA	6,875	1,719	40	2
14	MADHYA PRADESH	3,933	983	0	0
15	MAHARASHTRA	46,646	11,662	3,358	29
16	MANIPUR	8	2	0	0
17	MEGHALAYA	588	147	0	0
18	MIZORAM	121	30	NR	0
19	NAGALAND	1,454	364	NR	0
20	ODISHA	3,948	987	0	0
21	PUDUCHERRY	224	56	0	0
22	PUNJAB	1,038	260	0	0
23	RAJASTHAN	10,486	2,622	982	37
24	SIKKIM	33	8	0	0
25	TAMIL NADU	13,138	3,285	4,327	132
26	TELANGANA	9,883	2,471	0	0
27	TRIPURA	-	-	NR	-
28	UTTARAKHAND	1,772	443	0	0
29	UTTAR PRADESH	18,197	4,549	5	0
30	WEST BENGAL	13,194	3,299	4,668	141
31	CHANDIGARH	4,960	1,240	0	0
32	DADRA AND NAGAR HAVELI	96	24	0	0
Grand Total		2,38,024	59,512	26,012	44

Very Good:(90% or above of targets)

ARUNACHAL PRADESH, BIHAR, GUJARAT, HARYANA, KARNATAKA, TAMIL NADU, WEST BENGAL

Poor:(Below 80% of targets)

ANDHRA PRADESH, ASSAM, CHHATISGARH, DELHI, HIMACHAL PRADESH, JAMMU AND KASHMIR, JHARKHAND, KERALA, MADHYA PRADESH, MAHARASHTRA, MANIPUR, MEGHALAYA, MIZORAM, NAGALAND, ODISHA, PUDUCHERRY, PUNJAB, RAJASTHAN, SIKKIM, TELANGANA, UTTARAKHAND, UTTAR PRADESH, CHANDIGARH, DADRA AND NAGAR HAVELI

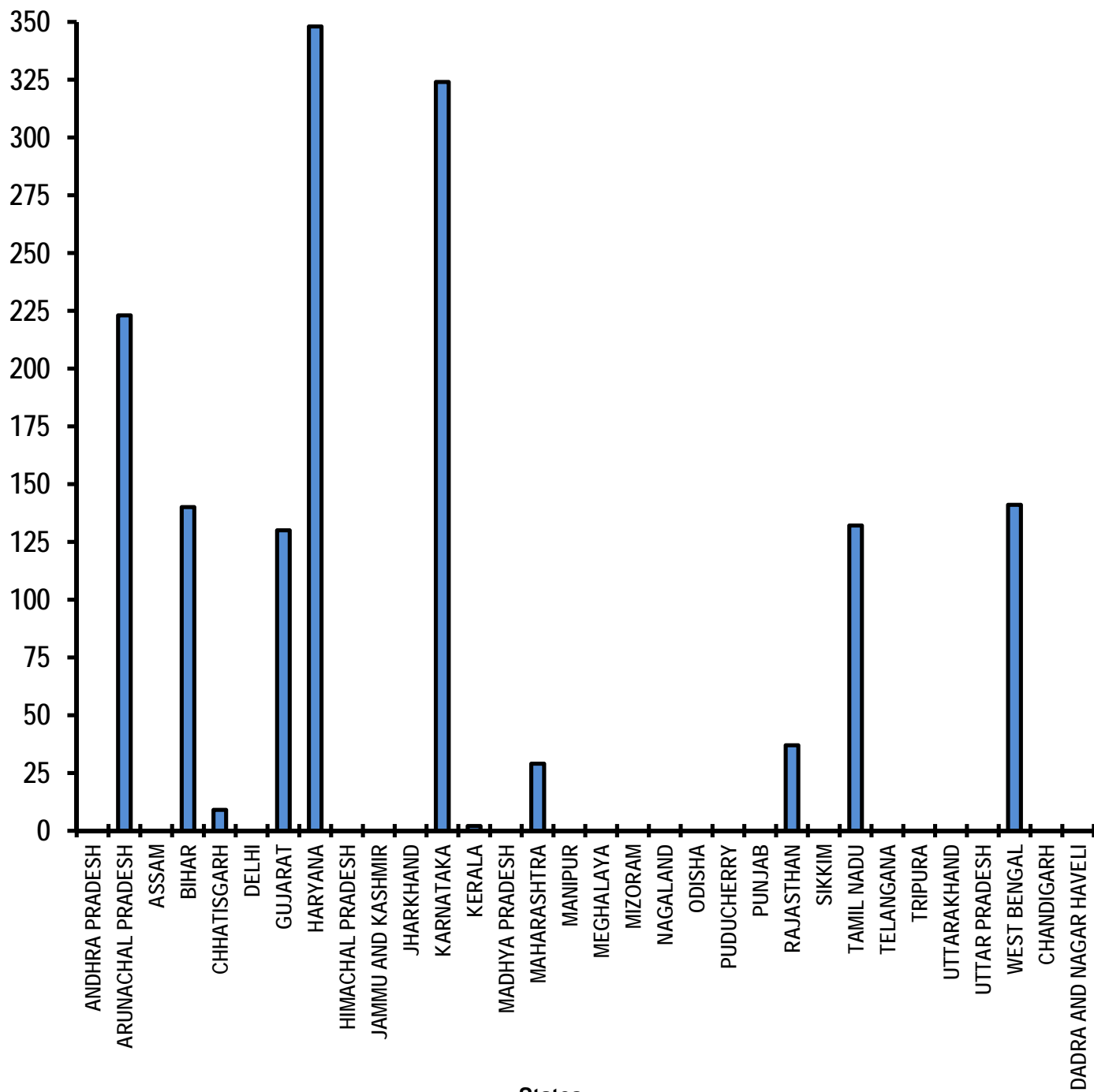
Note:

NR Not Reported

EWS/LIG Houses in Urban Areas

Houses constructed

% Achievement of Target
During April 2016 - June 2016



States

Table - 8(A)

**Rural Areas: National Rural Drinking Water Programme (NRDWP)
Partially Covered Habitations
(Unit: Number)**

Sl. No.	State/UT Name	Target		Achievement	Percent Achievement
		2016-2017	April 2016- June 2016	April 2016- June 2016 @	April 2016- June 2016
(1)	(2)	(3)	(4)	(5)	(5)/(4)
1	ANDHRA PRADESH	638	159	272	171
2	ARUNACHAL PRADESH	177	45	0	0
3	ASSAM	1,090	273	13	5
4	BIHAR	5,800	1,450	8	1
5	CHHATISGARH	3,021	756	17	2
6	GOA	2	1	0	0
7	GUJARAT	7	2	0	0
8	HARYANA	250	63	0	0
9	HIMACHAL PRADESH	1,300	325	149	46
10	JAMMU AND KASHMIR	375	94	0	0
11	JHARKHAND	430	108	0	0
12	KARNATAKA	10,100	2,525	263	10
13	KERALA	363	91	168	185
14	MADHYA PRADESH	65	16	6	38
15	MAHARASHTRA	1,806	452	107	24
16	MANIPUR	50	13	2	15
17	MEGHALAYA	100	25	0	0
18	MIZORAM	35	9	0	0
19	NAGALAND	38	9	0	0
20	ODISHA	8,500	2,125	409	19
21	PUDUCHERRY	5	1	0	0
22	PUNJAB	350	88	24	27
23	RAJASTHAN	839	209	23	11
24	SIKKIM	40	10	0	0
25	TAMIL NADU	2,918	730	109	15
26	TELANGANA	735	183	66	36
27	TRIPURA	41	10	3	30
28	UTTARAKHAND	489	122	103	84
29	UTTAR PRADESH	1,055	263	0	0
30	WEST BENGAL	3,400	850	71	8
31	ANDAMAN AND NICOBAR ISLANDS	5	1	0	0
Grand Total		44,024	11,008	1,813	16

Very Good:(90% or above of targets)

ANDHRA PRADESH, KERALA

Good:(Between 80% or above but less than 90% targets)

UTTARAKHAND

Poor:(Below 80% of targets)

ARUNACHAL PRADESH, ASSAM, BIHAR, CHHATISGARH, GOA, GUJARAT, HARYANA, HIMACHAL PRADESH, JAMMU AND KASHMIR, JHARKHAND, KARNATAKA, MADHYA PRADESH, MAHARASHTRA, MANIPUR, MEGHALAYA, MIZORAM, NAGALAND, ODISHA, PUDUCHERRY, PUNJAB, RAJASTHAN, SIKKIM, TAMIL NADU, TELANGANA, TRIPURA, UTTAR PRADESH, WEST BENGAL, ANDAMAN AND NICOBAR ISLANDS

Note:

NR Not Reported

@ Figures received from M/o Drinking Water & Sanitation have been considered

Rural Areas- National Rural Drinking Water Programme (NRDWP) Partially Covered Habitations % Achievement of Target During April 2016 - June 2016

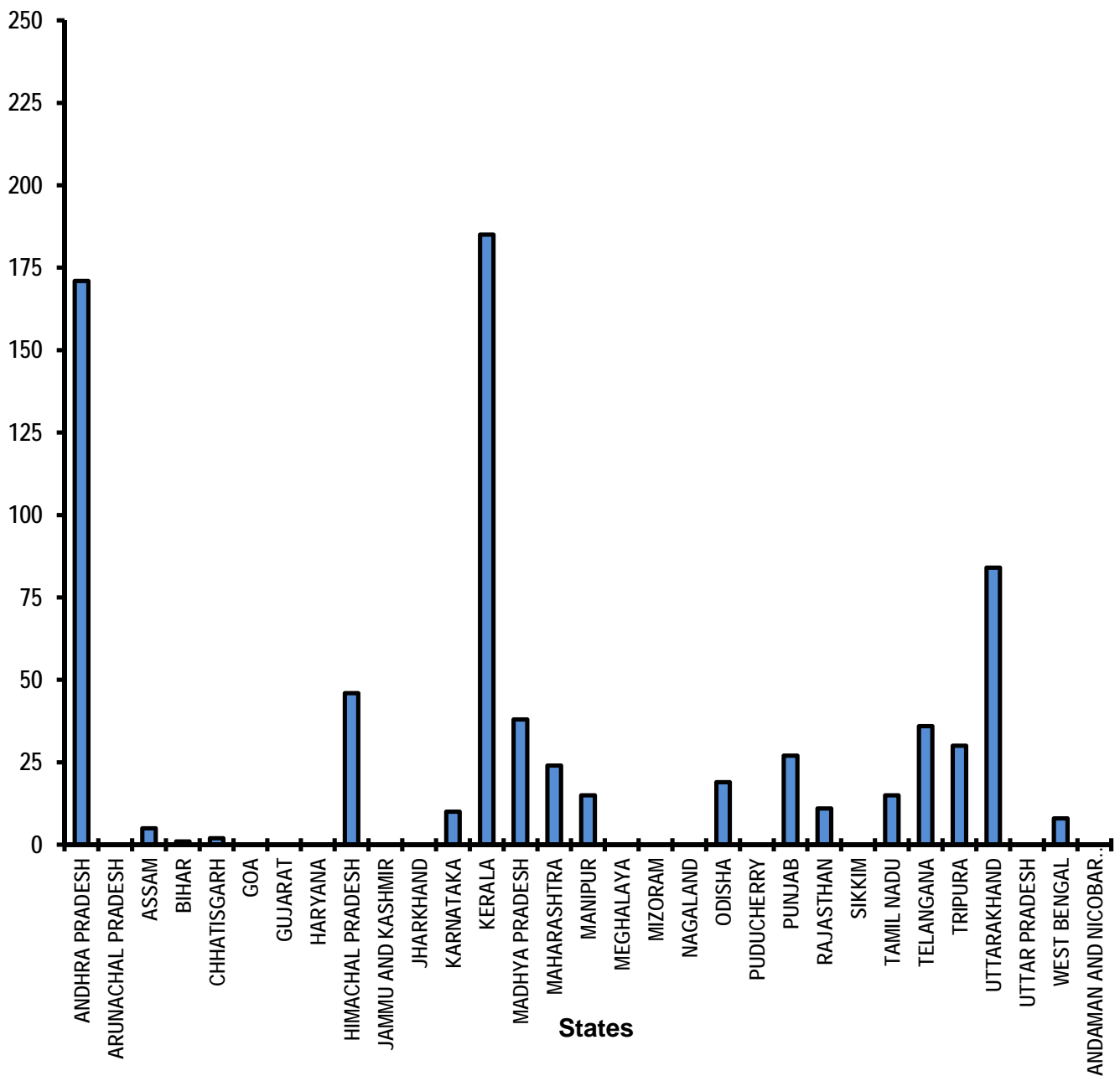


Table - 8(B)

Rural Areas: National Rural Drinking Water Programme (NRDWP)
Coverage of quality affected habitations
(Unit: Number)

Sl. No.	State/UT Name	Target		Achievement	Percent Achievement
		2016-2017	April 2016- June 2016	April 2016- June 2016 @	April 2016- June 2016
(1)	(2)	(3)	(4)	(5)	(5)/(4)
1	ANDHRA PRADESH	367	92	3	3
2	ARUNACHAL PRADESH	11	3	0	0
3	ASSAM	662	166	2	1
4	BIHAR	1,977	494	28	6
5	CHHATISGARH	1,148	287	0	0
6	GUJARAT	25	6	8	133
7	HARYANA	13	3	0	0
8	JAMMU AND KASHMIR	5	2	0	0
9	JHARKHAND	1,000	250	26	10
10	KARNATAKA	1,900	475	10	2
11	KERALA	100	25	0	0
12	MADHYA PRADESH	273	68	80	118
13	MAHARASHTRA	149	38	2	5
14	MEGHALAYA	10	2	0	0
15	NAGALAND	16	4	0	0
16	ODISHA	800	200	13	6
17	PUNJAB	429	107	48	45
18	RAJASTHAN	1,200	300	25	8
19	TAMIL NADU	351	88	0	0
20	TELANGANA	180	45	4	9
21	TRIPURA	524	131	41	31
22	UTTARAKHAND	6	1	0	0
23	UTTAR PRADESH	300	75	0	0
24	WEST BENGAL	1,366	341	10	3
Grand Total		12,812	3,203	300	9

Very Good:(90% or above of targets)

GUJARAT, MADHYA PRADESH

Poor:(Below 80% of targets)

ANDHRA PRADESH, ARUNACHAL PRADESH, ASSAM, BIHAR, CHHATISGARH, HARYANA, JAMMU AND KASHMIR, JHARKHAND, KARNATAKA, KERALA, MAHARASHTRA, MEGHALAYA, NAGALAND, ODISHA, PUNJAB, RAJASTHAN, TAMIL NADU, TELANGANA, TRIPURA, UTTARAKHAND, UTTAR PRADESH, WEST BENGAL

Note:

NR Not Reported

@ Figures received from M/o Drinking Water & Sanitation have been considered

Rural Areas- National Rural Drinking Water Programme (NRDWP) Coverage of Quality Affected Habitations % Achievement of Target During April 2016 - June 2016

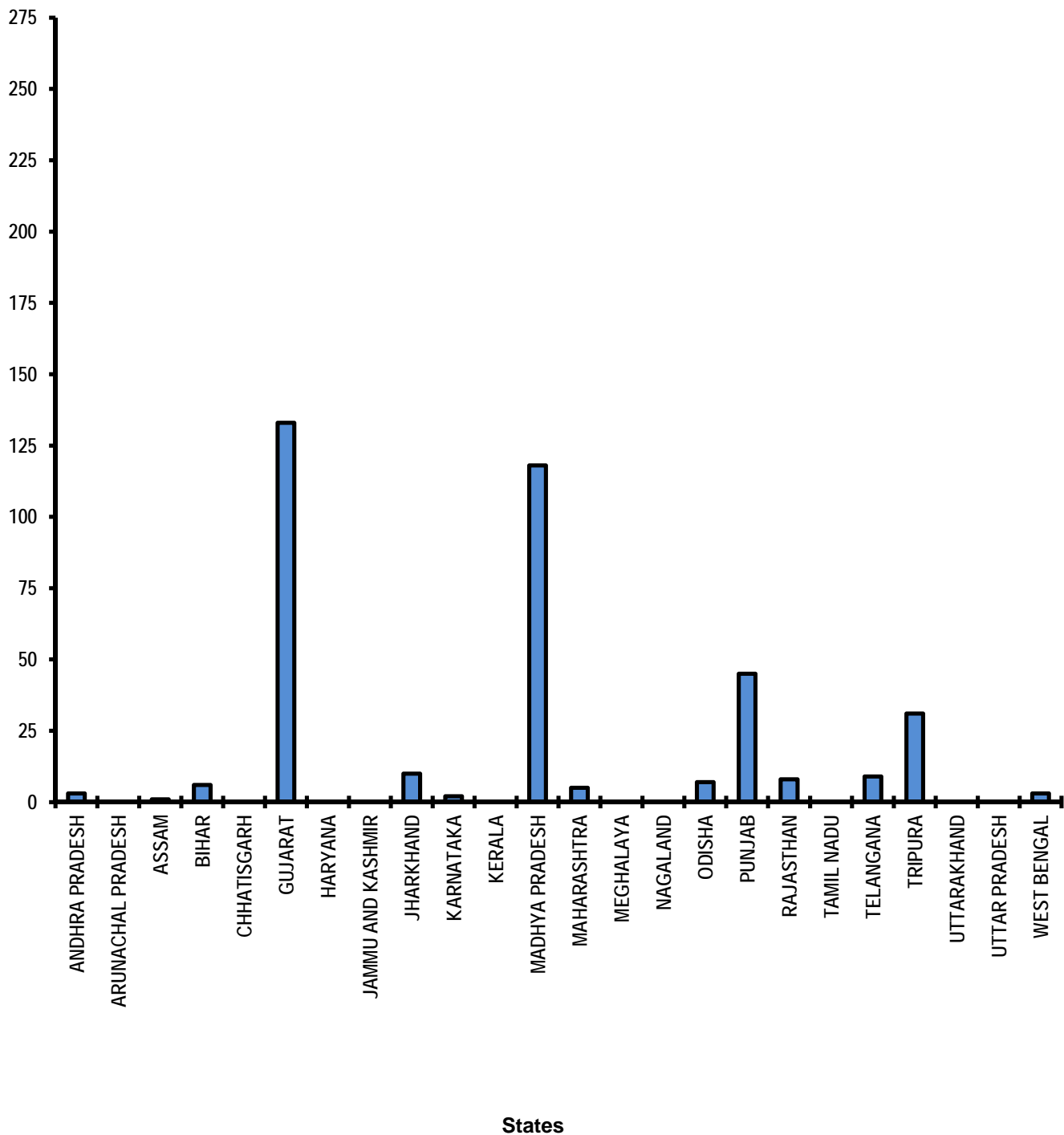


Table - 9

**Sanitation Programme in Rural Areas
(Unit: Number)**

Sl. No.	State/UT Name	Individual Household latrines constructed (Number) April 2016-June 2016
(1)	(2)	(3)
1	ANDHRA PRADESH	1,80,065
2	ARUNACHAL PRADESH	83
3	ASSAM	48,154
4	BIHAR	37,849
5	CHHATISGARH	97,456
6	DELHI	0
7	GOA	0
8	GUJARAT	1,92,525
9	HARYANA	8,812
10	HIMACHAL PRADESH	8,674
11	JAMMU AND KASHMIR	1,672
12	JHARKHAND	83,828
13	KARNATAKA	78,712
14	KERALA	533
15	MADHYA PRADESH	4,21,447
16	MAHARASHTRA	1,12,476
17	MANIPUR	10,864
18	MEGHALAYA	4,864
19	MIZORAM	944
20	NAGALAND	1,325
21	ODISHA	2,27,050
22	PUDUCHERRY	322
23	PUNJAB	13,222
24	RAJASTHAN	3,08,929
25	SIKKIM	0
26	TAMIL NADU	14,565
27	TELANGANA	92,037
28	TRIPURA	2,254
29	UTTARAKHAND	36,016
30	UTTAR PRADESH	1,50,337
31	WEST BENGAL	1,96,343
32	ANDAMAN AND NICOBAR ISLANDS	138
33	CHANDIGARH	0
34	DADRA AND NAGAR HAVELI	0
35	DAMAN AND DIU	0
36	LAKSHADWEEP	0
Grand Total		23,31,496

Table - 10

Institutional Delivery
(Unit: Number)

Sl. No.	State/UT Name	Delivery in institutions (Number) April 2016- June 2016
(1)	(2)	(3)
1	ANDHRA PRADESH	1,78,830
2	ARUNACHAL PRADESH	0
3	ASSAM	0
4	BIHAR	0
5	CHHATISGARH	1,00,599
6	DELHI	NR
7	GOA	4,430
8	GUJARAT	2,35,132
9	HARYANA	65,111
10	HIMACHAL PRADESH	17,290
11	JAMMU AND KASHMIR	35,516
12	JHARKHAND	NR
13	KARNATAKA	2,21,664
14	KERALA	1,22,359
15	MADHYA PRADESH	2,81,231
16	MAHARASHTRA	1,21,522
17	MANIPUR	6,755
18	MEGHALAYA	10,761
19	MIZORAM	NR
20	NAGALAND	NR
21	ODISHA	1,50,713
22	PUDUCHERRY	9,392
23	PUNJAB	59,182
24	RAJASTHAN	3,00,472
25	SIKKIM	1,579
26	TAMIL NADU	2,21,918
27	TELANGANA	1,39,727
28	TRIPURA	NR
29	UTTARAKHAND	21,420
30	UTTAR PRADESH	5,83,855
31	WEST BENGAL	1,23,083
32	ANDAMAN AND NICOBAR ISLANDS	1,058
33	CHANDIGARH	4,056
34	DADRA AND NAGAR HAVELI	1,762
35	DAMAN AND DIU	820
36	LAKSHADWEEP	262
Grand Total		30,20,499

Note:

NR Not Reported

Table - 11(A)

SC Families assisted
SC families assisted under SCA to SCSP & NSFDC
(Unit: Number)

Sl. No.	State/UT Name	Target		Achievement	Percent Achievement
		2016-2017	April 2016- June 2016	April 2016- June 2016	April 2016- June 2016
(1)	(2)	(3)	(4)	(5)	(5)/(4)
1	ANDHRA PRADESH	7,398	1,479	0	0
2	ASSAM	2,132	426	0	0
3	BIHAR	16,675	3,335	1,094	33
4	CHHATISGARH	2,903	581	20	3
5	DELHI	1,365	273	NR	0
6	GOA	47	10	0	0
7	GUJARAT	3,380	676	412	61
8	HARYANA	4,315	863	302	35
9	HIMACHAL PRADESH	1,561	312	0	0
10	JAMMU AND KASHMIR	870	174	1	1
11	JHARKHAND	3,367	673	NR	0
12	KARNATAKA	8,901	1,780	0	0
13	KERALA	2,879	576	7,017	1,218
14	MADHYA PRADESH	10,614	2,122	676	32
15	MAHARASHTRA	11,085	2,217	1,947	88
16	MANIPUR	121	24	0	0
17	MEGHALAYA	8	2	0	0
18	MIZORAM	2	-	NR	-
19	ODISHA	6,624	1,325	1,598	121
20	PUDUCHERRY	191	38	0	0
21	PUNJAB	7,727	1,545	4,958	321
22	RAJASTHAN	11,264	2,253	978	43
23	SIKKIM	120	24	0	0
24	TAMIL NADU	13,129	2,624	0	0
25	TELANGANA	4,096	820	487	59
26	TRIPURA	1,806	361	NR	0
27	UTTARAKHAND	1,459	292	131	45
28	UTTAR PRADESH	36,565	7,313	2,843	39
29	WEST BENGAL	19,974	3,994	3,010	75
30	CHANDIGARH	418	84	431	513
31	DADRA AND NAGAR HAVELI	2	-	0	-
32	DAMAN AND DIU	2	-	0	-
Grand Total		1,81,000	36,196	25,905	72

Very Good:(90% or above of targets)

KERALA, ODISHA, PUNJAB, CHANDIGARH

Good:(Between 80% or above but less than 90% targets)

MAHARASHTRA

Poor:(Below 80% of targets)

ANDHRA PRADESH, ASSAM, BIHAR, CHHATISGARH, DELHI, GOA, GUJARAT, HARYANA, HIMACHAL PRADESH, JAMMU AND KASHMIR, JHARKHAND, KARNATAKA, MADHYA PRADESH, MANIPUR, MEGHALAYA, PUDUCHERRY, RAJASTHAN, SIKKIM, TAMIL NADU, TELANGANA, TRIPURA, UTTARAKHAND, UTTAR PRADESH, WEST BENGAL

Note:

NR Not Reported

SC Families Assisted under SCA to SCSP & NSFDC

% Achievement of Target
During April 2016 - June 2016

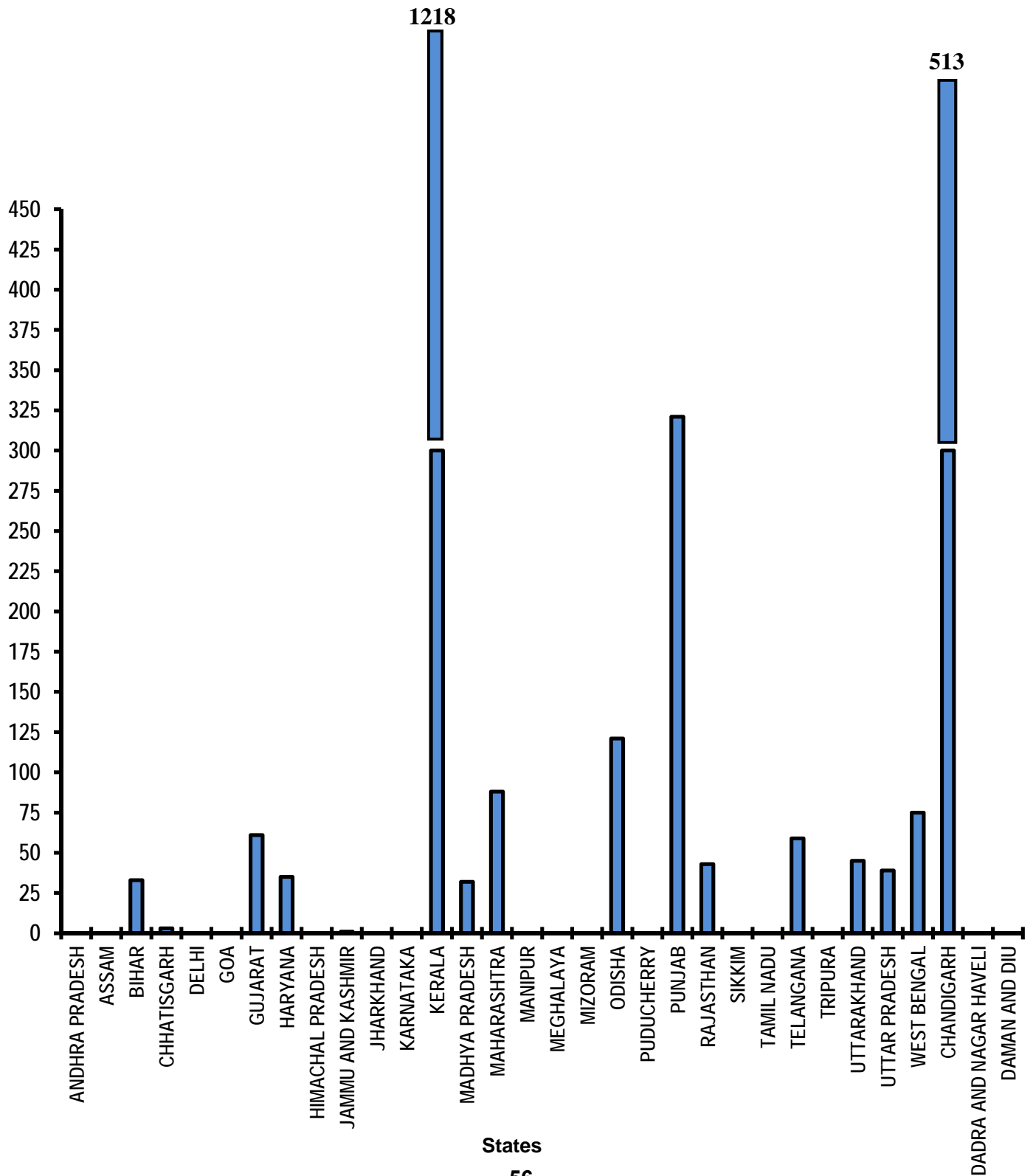


Table - 11(B)

SC families assisted - SC students assisted under post matric scholarship

(Unit: Number)

Sl. No.	State/UT Name	SC students assisted under post matric scholarship (Number) April 2016-June 2016
(1)	(2)	(3)
1	ANDHRA PRADESH	0
2	ASSAM	0
3	BIHAR	0
4	CHHATISGARH	0
5	DELHI	NR
6	GOA	0
7	GUJARAT	0
8	HARYANA	0
9	HIMACHAL PRADESH	0
10	JAMMU AND KASHMIR	0
11	JHARKHAND	NR
12	KARNATAKA	0
13	KERALA	23,731
14	MADHYA PRADESH	0
15	MAHARASHTRA	1,15,945
16	MANIPUR	0
17	MEGHALAYA	0
18	ODISHA	0
19	PUDUCHERRY	10,239
20	PUNJAB	0
21	RAJASTHAN	25,425
22	SIKKIM	0
23	TAMIL NADU	3,92,568
24	TELANGANA	1,78,509
25	TRIPURA	NR
26	UTTARAKHAND	0
27	UTTAR PRADESH	11,198
28	WEST BENGAL	31,702
29	CHANDIGARH	0
30	DAMAN AND DIU	0
Grand Total		7,89,317

Note:

NR Not Reported

Table - 12

Universalization of ICDS Scheme
ICDS Blocks Operational (Cumulative)
(Unit: Number)

Sl. No.	State/UT Name	Target		Achievement	Percent Achievement
		2016-2017	April 2016- June 2016	April 2016- June 2016	April 2016- June 2016
(1)	(2)	(3)	(4)	(5)	(5)/(4)
1	ANDHRA PRADESH	257	257	257	100
2	ARUNACHAL PRADESH	98	98	98	100
3	ASSAM	231	231	231	100
4	BIHAR	544	544	544	100
5	CHHATISGARH	220	220	220	100
6	DELHI	95	95	95 #	100
7	GOA	11	11	12	109
8	GUJARAT	336	336	336	100
9	HARYANA	148	148	148	100
10	HIMACHAL PRADESH	78	78	78	100
11	JAMMU AND KASHMIR	141	141	141	100
12	JHARKHAND	224	224	204 #	91
13	KARNATAKA	204	204	204	100
14	KERALA	258	258	258	100
15	MADHYA PRADESH	453	453	453	100
16	MAHARASHTRA	553	553	553	100
17	MANIPUR	43	43	43	100
18	MEGHALAYA	41	41	41	100
19	MIZORAM	27	27	27 #	100
20	NAGALAND	60	60	59 #	98
21	ODISHA	338	338	338	100
22	PUDUCHERRY	5	5	5	100
23	PUNJAB	155	155	155	100
24	RAJASTHAN	304	304	304	100
25	SIKKIM	13	13	13	100
26	TAMIL NADU	434	434	434	100
27	TELANGANA	149	149	149	100
28	TRIPURA	56	56	56 #	100
29	UTTARAKHAND	105	105	105	100
30	UTTAR PRADESH	897	897	813	91
31	WEST BENGAL	576	576	552	96
32	ANDAMAN AND NICOBAR ISLANDS	5	5	5	100
33	CHANDIGARH	3	3	3	100
34	DADRA AND NAGAR HAVELI	2	2	2	100
35	DAMAN AND DIU	2	2	2	100
36	LAKSHADWEEP	9	9	9	100
<i>Grand Total</i>		7,075	7,075	6,947	98

Very Good:(90% or above of targets)

ANDHRA PRADESH, ARUNACHAL PRADESH, ASSAM, BIHAR, CHHATISGARH, DELHI, GOA, GUJARAT, HARYANA, HIMACHAL PRADESH, JAMMU AND KASHMIR, JHARKHAND, KARNATAKA, KERALA, MADHYA PRADESH, MAHARASHTRA, MANIPUR, MEGHALAYA, MIZORAM, NAGALAND, ODISHA, PUDUCHERRY, PUNJAB, RAJASTHAN, SIKKIM, TAMIL NADU, TELANGANA, TRIPURA, UTTARAKHAND, UTTAR PRADESH, WEST BENGAL, ANDAMAN AND NICOBAR ISLANDS, CHANDIGARH, DADRA AND NAGAR HAVELI, DAMAN AND DIU, LAKSHADWEEP

Note:

Figures reported earlier have been repeated

Universalization of ICDS Scheme

ICDS Blocks Operational (Cumulative)

% Achievement of Target
During April 2016- June 2016

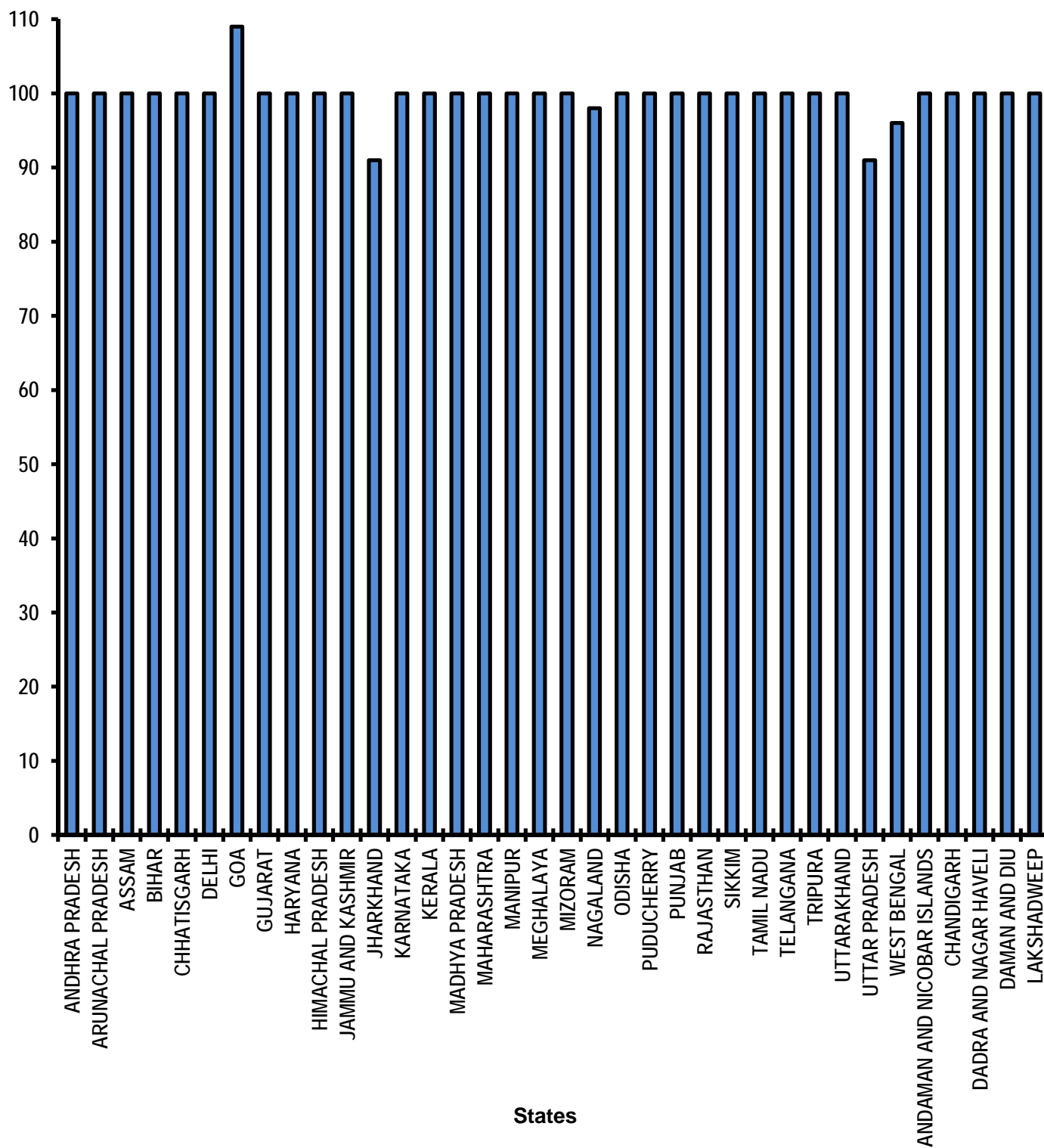


Table - 13

Functional Anganwadis
Anganwadis Functional (Cumulative)
(Unit: Number)

Sl. No.	State/UT Name	Target		Achievement	Percent Achievement
		2016-2017	April 2016- June 2016	April 2016- June 2016	April 2016- June 2016
(1)	(2)	(3)	(4)	(5)	(5)/(4)
1	ANDHRA PRADESH	55,607	55,607	55,602	100
2	ARUNACHAL PRADESH	6,225	6,225	6,225	100
3	ASSAM	62,153	62,153	62,153	100
4	BIHAR	1,15,009	1,15,009	91,677	80
5	CHHATISGARH	52,474	52,474	49,978	95
6	DELHI	11,150	11,150	10897 #	98
7	GOA	1,262	1,262	1,254	99
8	GUJARAT	53,029	53,029	52,578	99
9	HARYANA	25,962	25,962	25,962	100
10	HIMACHAL PRADESH	18,925	18,925	18,925	100
11	JAMMU AND KASHMIR	31,938	31,938	29,599	93
12	JHARKHAND	38,432	38,432	38365 #	100
13	KARNATAKA	65,911	65,911	64,518	98
14	KERALA	33,318	33,318	33,115	99
15	MADHYA PRADESH	97,135	97,135	91,729	94
16	MAHARASHTRA	1,10,486	1,10,486	97,260	88
17	MANIPUR	11,510	11,510	11,510	100
18	MEGHALAYA	5,896	5,896	4,630	79
19	MIZORAM	2,244	2,244	1980 #	88
20	NAGALAND	3,980	3,980	3455 #	87
21	ODISHA	74,154	74,154	71,288	96
22	PUDUCHERRY	855	855	788	92
23	PUNJAB	27,314	27,314	26,656	98
24	RAJASTHAN	62,010	62,010	60,286	97
25	SIKKIM	1,308	1,308	1,287	98
26	TAMIL NADU	54,439	54,439	54,439	100
27	TELANGANA	35,700	35,700	35,634	100
28	TRIPURA	10,145	10,145	9911 #	98
29	UTTARAKHAND	20,067	20,067	19,413	97
30	UTTAR PRADESH	1,90,145	1,90,145	1,72,221	91
31	WEST BENGAL	1,19,481	1,19,481	1,26,815	106
32	ANDAMAN AND NICOBAR ISLANDS	720	720	720	100
33	CHANDIGARH	500	500	500	100
34	DADRA AND NAGAR HAVELI	302	302	233	77
35	DAMAN AND DIU	107	107	102	95
36	LAKSHADWEEP	107	107	107	100
Grand Total		14,00,000	14,00,000	13,31,812	95

Very Good:(90% or above of targets)

ANDHRA PRADESH, ARUNACHAL PRADESH, ASSAM, CHHATISGARH, DELHI, GOA, GUJARAT, HARYANA, HIMACHAL PRADESH, JAMMU AND KASHMIR, JHARKHAND, KARNATAKA, KERALA, MADHYA PRADESH, MANIPUR, ODISHA, PUDUCHERRY, PUNJAB, RAJASTHAN, SIKKIM, TAMIL NADU, TELANGANA, TRIPURA, UTTARAKHAND, UTTAR PRADESH, WEST BENGAL, ANDAMAN AND NICOBAR ISLANDS, CHANDIGARH, DAMAN AND DIU, LAKSHADWEEP

Good:(Between 80% or above but less than 90% targets)

BIHAR, MAHARASHTRA, MIZORAM, NAGALAND

Poor:(Below 80% of targets)

MEGHALAYA, DADRA AND NAGAR HAVELI

Note:

Figures reorted earlier have been repeated

Functional Anganwadis (Cumulative)

% Achievement of Target
During April 2016 - June 2016

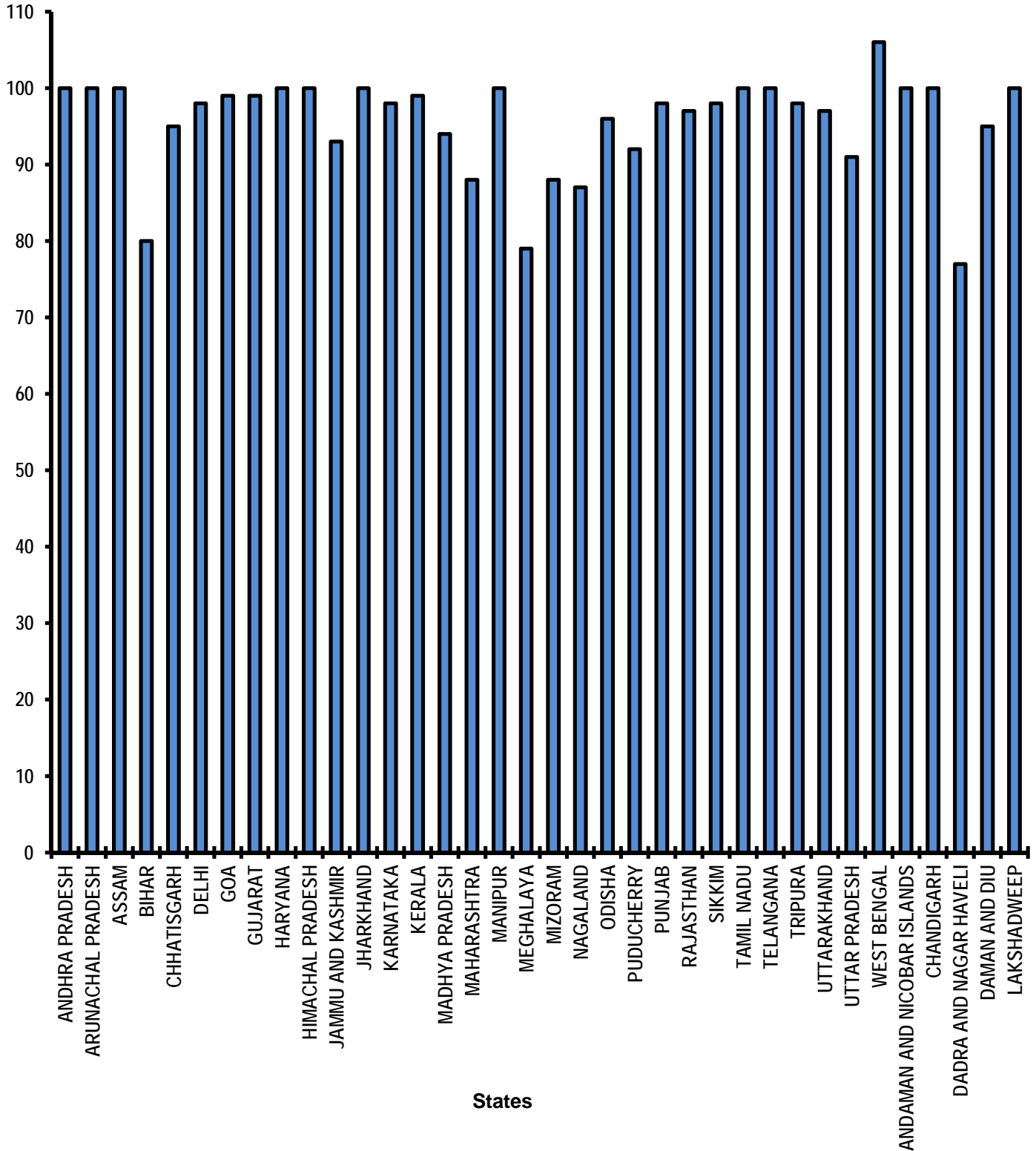


Table - 14

**No. of Urban poor families assisted under Seven Point Charter
(Unit: Number)**

Sl. No.	State/UT Name	Poor Families assisted (Number) April 2016- June 2016
(1)	(2)	(3)
1	ANDHRA PRADESH	53,490
2	ARUNACHAL PRADESH	0
3	ASSAM	250
4	BIHAR	80
5	CHHATISGARH	0
6	DELHI	NR
7	GOA	0
8	GUJARAT	30,630
9	HARYANA	0
10	HIMACHAL PRADESH	0
11	JAMMU AND KASHMIR	0
12	JHARKHAND	NR
13	KARNATAKA	750
14	KERALA	120
15	MADHYA PRADESH	100
16	MAHARASHTRA	3,368
17	MANIPUR	0
18	MEGHALAYA	0
19	MIZORAM	NR
20	NAGALAND	NR
21	ODISHA	0
22	PUDUCHERRY	0
23	PUNJAB	172
24	RAJASTHAN	1,716
25	SIKKIM	1,376
26	TAMIL NADU	100
27	TELANGANA	1,409
28	TRIPURA	NR
29	UTTARAKHAND	0
30	UTTAR PRADESH	296
31	WEST BENGAL	3,26,911
32	ANDAMAN AND NICOBAR ISLANDS	0
33	CHANDIGARH	87
34	DADRA AND NAGAR HAVELI	0
35	DAMAN AND DIU	0
Grand Total		4,20,855

Note:

NR Not Reported

Table - 15(A)

**Afforestation (Public and Forest Lands)
Area Covered under Plantation
(Unit: Hectares)**

Sl. No.	State/UT Name	Target		Achievement	Percent Achievement
		2016-2017	April 2016- June 2016	April 2016- June 2016	April 2016- June 2016
(1)	(2)	(3)	(4)	(5)	(5)/(4)
1	ANDHRA PRADESH	2,08,591	52,148	10,411	20
2	ARUNACHAL PRADESH	210	53	0	0
3	ASSAM	40	10	0	0
4	BIHAR	30,330	7,583	2,062	27
5	CHHATISGARH	60,581	15,146	0	0
6	DELHI	848	212	NR	0
7	GOA	154	39	0	0
8	GUJARAT	1,39,283	34,821	2,905	8
9	HARYANA	35,798	8,950	7,409	83
10	HIMACHAL PRADESH	20,728	5,182	0	0
11	JAMMU AND KASHMIR	8,454	2,114	0	0
12	JHARKHAND	3,450	862	NR	0
13	KARNATAKA	41,000	10,250	29,967	292
14	KERALA	3,700	925	1,379	149
15	MADHYA PRADESH	7,499	1,874	0	0
16	MAHARASHTRA	91,413	22,854	4,958	22
17	MANIPUR	11,547	2,887	0	0
18	MEGHALAYA	1,991	497	0	0
19	MIZORAM	4,070	1,017	NR	0
20	NAGALAND	1,050	262	NR	0
21	ODISHA	1,07,287	26,822	0	0
22	PUDUCHERRY	41	10	108	1,080
23	PUNJAB	2,769	693	0	0
24	RAJASTHAN	57,103	14,276	41,419	290
25	SIKKIM	4,095	1,023	0	0
26	TAMIL NADU	70,235	17,559	0	0
27	TELANGANA	80,446	20,111	9,514	47
28	TRIPURA	16,280	4,070	NR	0
29	UTTARAKHAND	17,268	4,317	3,101	72
30	UTTAR PRADESH	57,907	14,477	1,358	9
31	WEST BENGAL	3,910	978	1,005	103
32	ANDAMAN AND NICOBAR ISLANDS	1,116	120	71	59
33	CHANDIGARH	126	32	0	0
34	DADRA AND NAGAR HAVELI	200	50	0	0
35	DAMAN AND DIU	10	3	0	0
36	LAKSHADWEEP	25	6	0	0
Grand Total		10,89,555	2,72,233	1,15,667	42

Very Good:(90% or above of targets)

KARNATAKA, KERALA, PUDUCHERRY, RAJASTHAN, WEST BENGAL

Good:(Between 80% or above but less than 90% targets)

HARYANA

Poor:(Below 80% of targets)

ANDHRA PRADESH, ARUNACHAL PRADESH, ASSAM, BIHAR, CHHATISGARH, DELHI, GOA, GUJARAT, HIMACHAL PRADESH, JAMMU AND KASHMIR, JHARKHAND, MADHYA PRADESH, MAHARASHTRA, MANIPUR, MEGHALAYA, MIZORAM, NAGALAND, ODISHA, PUNJAB, SIKKIM, TAMIL NADU, TELANGANA, TRIPURA, UTTARAKHAND, UTTAR PRADESH, ANDAMAN AND NICOBAR ISLANDS, CHANDIGARH, DADRA AND NAGAR HAVELI, DAMAN AND DIU, LAKSHADWEEP

Note:

NR Not Reported

Afforestation (Public and Forest Lands)

Area Covered under Plantation

% Achievement of Target
During April 2016 - June 2016

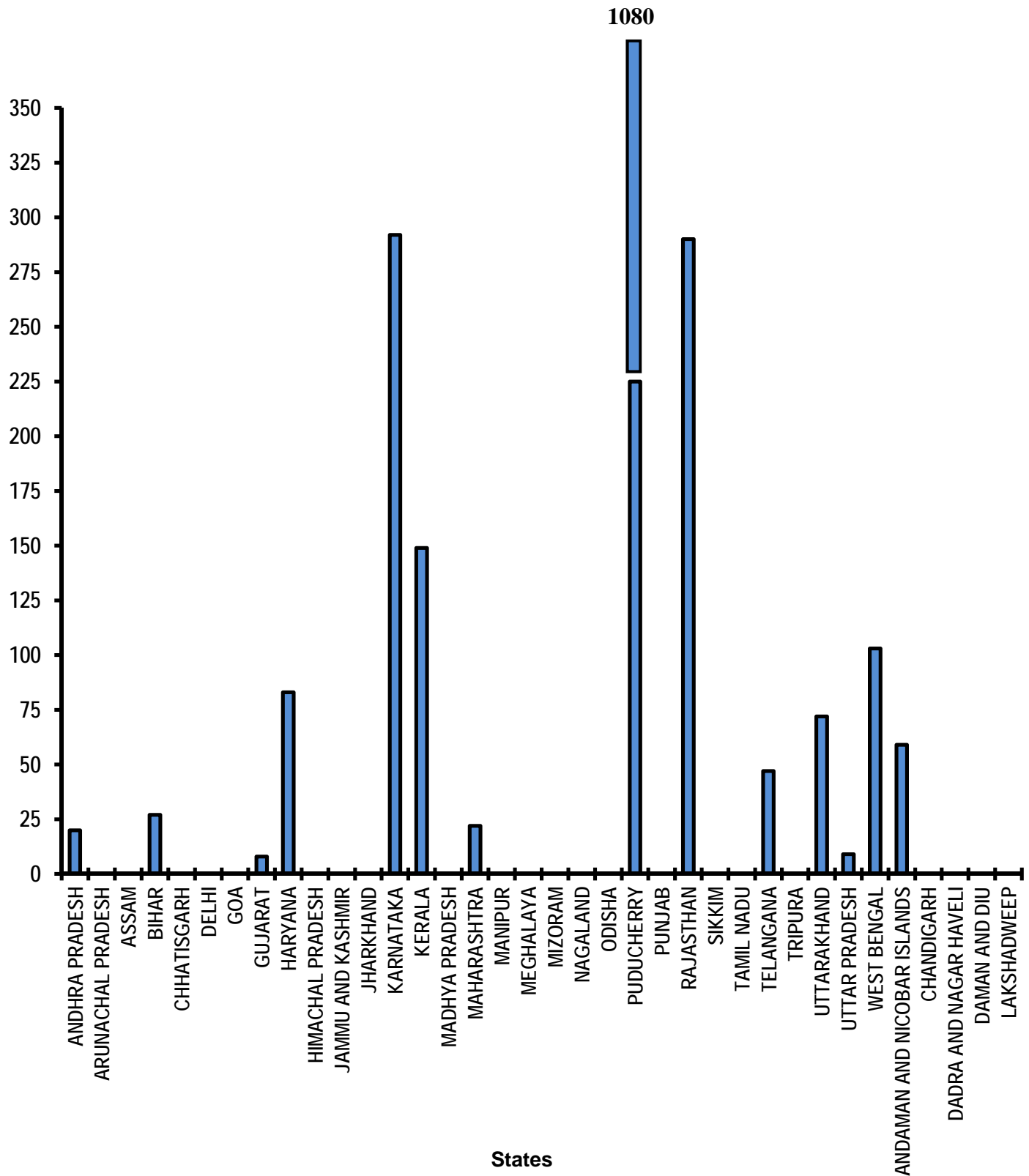


Table - 15(B)

**Afforestation (Public and Forest Lands)
Seedlings planted
(Unit: Number)**

Sl. No.	State/UT Name	Target		Achievement	Percent Achievement
		2016-2017	April 2016- June 2016	April 2016- June 2016	April 2016- June 2016
(1)	(2)	(3)	(4)	(5)	(5)/(4)
1	ANDHRA PRADESH	13,55,84,000	3,38,96,000	70,71,000	21
2	ARUNACHAL PRADESH	1,37,000	34,250	0	0
3	ASSAM	26,000	6,500	0	0
4	BIHAR	1,97,15,000	49,28,750	13,40,000	27
5	CHHATISGARH	3,93,78,000	98,44,500	0	0
6	DELHI	5,51,000	1,37,750	NR	0
7	GOA	1,00,000	25,000	0	0
8	GUJARAT	9,05,34,000	2,26,33,500	18,85,000	8
9	HARYANA	2,32,69,000	58,17,250	65,00,000	112
10	HIMACHAL PRADESH	1,34,73,000	33,68,250	0	0
11	JAMMU AND KASHMIR	54,95,000	13,73,750	0	0
12	JHARKHAND	22,43,000	5,60,750	NR	0
13	KARNATAKA	2,66,50,000	66,62,500	2,17,26,000	326
14	KERALA	24,05,000	6,01,250	24,57,142	409
15	MADHYA PRADESH	48,74,000	12,18,500	0	0
16	MAHARASHTRA	5,94,18,000	1,48,54,500	61,09,000	41
17	MANIPUR	75,06,000	18,76,500	0	0
18	MEGHALAYA	12,94,000	3,23,500	0	0
19	MIZORAM	26,46,000	6,61,500	NR	0
20	NAGALAND	6,83,000	1,70,750	NR	0
21	ODISHA	6,97,37,000	1,74,34,250	0	0
22	PUDUCHERRY	27,000	6,750	41,841	620
23	PUNJAB	18,00,000	4,50,000	0	0
24	RAJASTHAN	3,71,17,000	92,79,250	2,58,60,600	279
25	SIKKIM	26,62,000	6,65,500	0	0
26	TAMIL NADU	4,56,53,000	1,14,13,250	0	0
27	TELANGANA	5,22,90,000	1,30,72,500	3,61,74,000	277
28	TRIPURA	1,05,82,000	26,45,500	NR	0
29	UTTARAKHAND	1,12,24,000	28,06,000	34,03,000	121
30	UTTAR PRADESH	3,76,40,000	94,10,000	85,451	1
31	WEST BENGAL	25,42,000	6,35,500	13,04,500	205
32	ANDAMAN AND NICOBAR ISLANDS	7,25,000	77,600	47,414	61
33	CHANDIGARH	82,000	20,500	0	0
34	DADRA AND NAGAR HAVELI	1,30,000	32,500	1,44,000	443
35	DAMAN AND DIU	7,000	1,750	0	0
36	LAKSHADWEEP	16,000	4,000	0	0
Grand Total		70,82,15,000	17,69,50,100	11,41,48,948	65

Very Good:(90% or above of targets)

HARYANA, KARNATAKA, KERALA, PUDUCHERRY, RAJASTHAN, TELANGANA, UTTARAKHAND, WEST BENGAL, DADRA AND NAGAR HAVELI

Poor:(Below 80% of targets)

ANDHRA PRADESH, ARUNACHAL PRADESH, ASSAM, BIHAR, CHHATISGARH, DELHI, GOA, GUJARAT, HIMACHAL PRADESH, JAMMU AND KASHMIR, JHARKHAND, MADHYA PRADESH, MAHARASHTRA, MANIPUR, MEGHALAYA, MIZORAM, NAGALAND, ODISHA, PUNJAB, SIKKIM, TAMIL NADU, TRIPURA, UTTAR PRADESH, ANDAMAN AND NICOBAR ISLANDS, CHANDIGARH, DAMAN AND DIU, LAKSHADWEEP

Note:

NR Not Reported

Afforestation (Public and Forest Lands)

Seedlings planted
% Achievement of Target
During April 2016 - June 2016

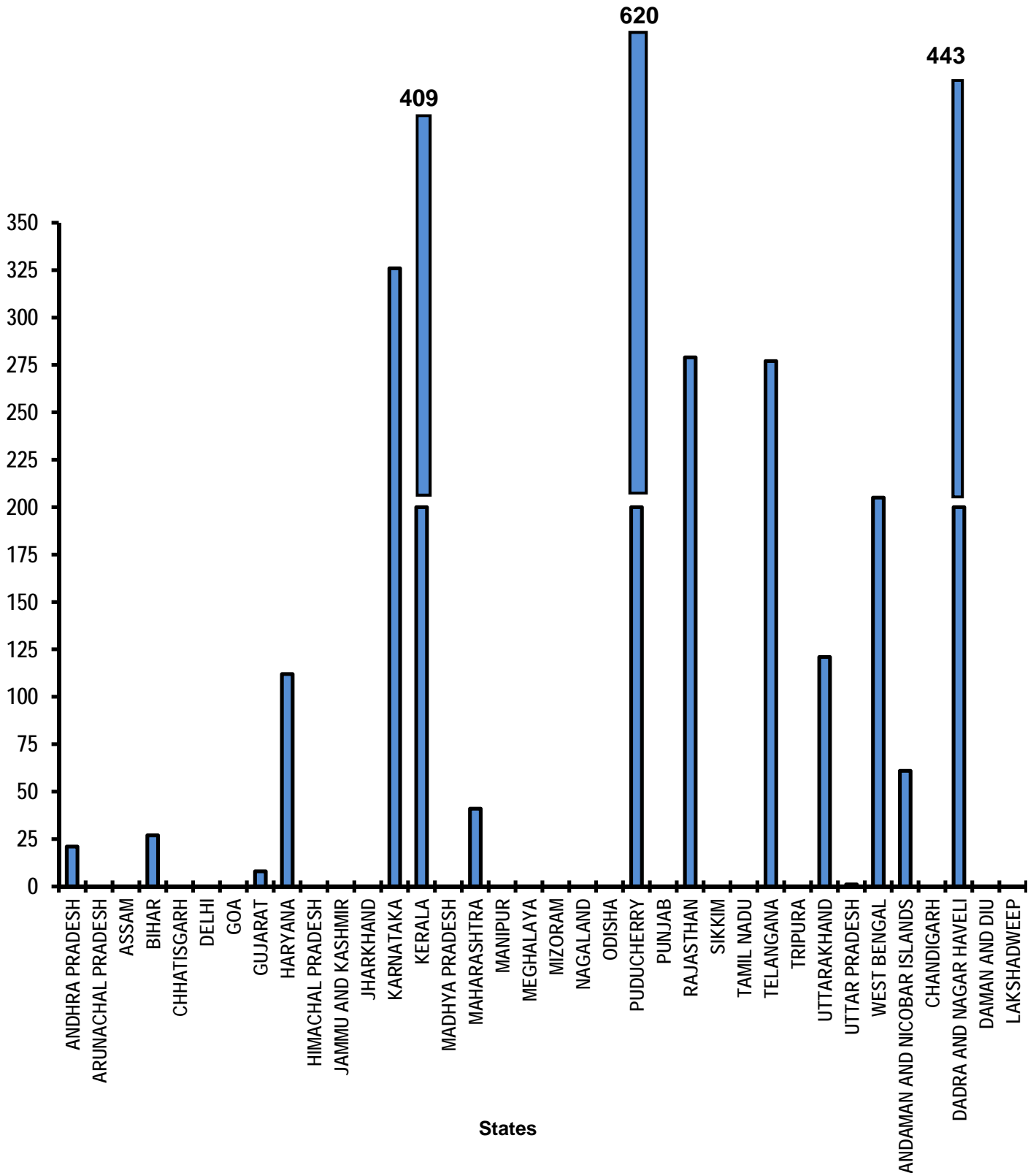


Table - 16

Rural roads - PMGSY
Length of road constructed
(Unit: Kilometer)

Sl. No.	State/UT Name	Target		Achievement	Percent Achievement
		2016-2017	April 2016- June 2016	April 2016- June 2016 @	April 2016- June 2016
(1)	(2)	(3)	(4)	(5)	(5)/(4)
1	ANDHRA PRADESH	1,350	338	218	64
2	ARUNACHAL PRADESH	650	162	67	41
3	ASSAM	750	188	34	18
4	BIHAR	6,540	1,635	2,031	124
5	CHHATISGARH	2,750	687	219	32
6	GUJARAT	400	100	124	124
7	HARYANA	52	13	13	100
8	HIMACHAL PRADESH	500	125	181	145
9	JAMMU AND KASHMIR	1,050	263	15	6
10	JHARKHAND	3,000	750	563	75
11	KARNATAKA	800	200	244	122
12	KERALA	430	107	77	72
13	MADHYA PRADESH	6,200	1,550	321	21
14	MAHARASHTRA	1,900	475	259	55
15	MANIPUR	790	198	454	229
16	MEGHALAYA	400	100	50	50
17	MIZORAM	200	50	43	86
18	NAGALAND	150	37	32	86
19	ODISHA	6,200	1,550	1,316	85
20	PUNJAB	450	113	61	54
21	RAJASTHAN	3,000	750	262	35
22	SIKKIM	150	37	62	168
23	TAMIL NADU	800	200	188	94
24	TELANGANA	900	225	152	68
25	TRIPURA	400	100	274	274
26	UTTARAKHAND	1,000	250	366	146
27	UTTAR PRADESH	3,900	975	900	92
28	WEST BENGAL	4,100	1,025	229	22
<i>Grand Total</i>		48,812	12,203	8,755	72

Very Good:(90% or above of targets)

BIHAR, GUJARAT, HARYANA, HIMACHAL PRADESH, KARNATAKA, MANIPUR, SIKKIM, TAMIL NADU, TRIPURA, UTTARAKHAND, UTTAR PRADESH

Good:(Between 80% or above but less than 90% targets)

MIZORAM, NAGALAND, ODISHA

Poor:(Below 80% of targets)

ANDHRA PRADESH, ARUNACHAL PRADESH, ASSAM, CHHATISGARH, JAMMU AND KASHMIR, JHARKHAND, KERALA, MADHYA PRADESH, MAHARASHTRA, MEGHALAYA, PUNJAB, RAJASTHAN, TELANGANA, WEST BENGAL

Note:

NR Not Reported

@ Figures received from M/o Rural Development have been considered

Rural Roads - PMGSY

Length of Road Constructed

% Achievement of Target
During April 2016 - June 2016

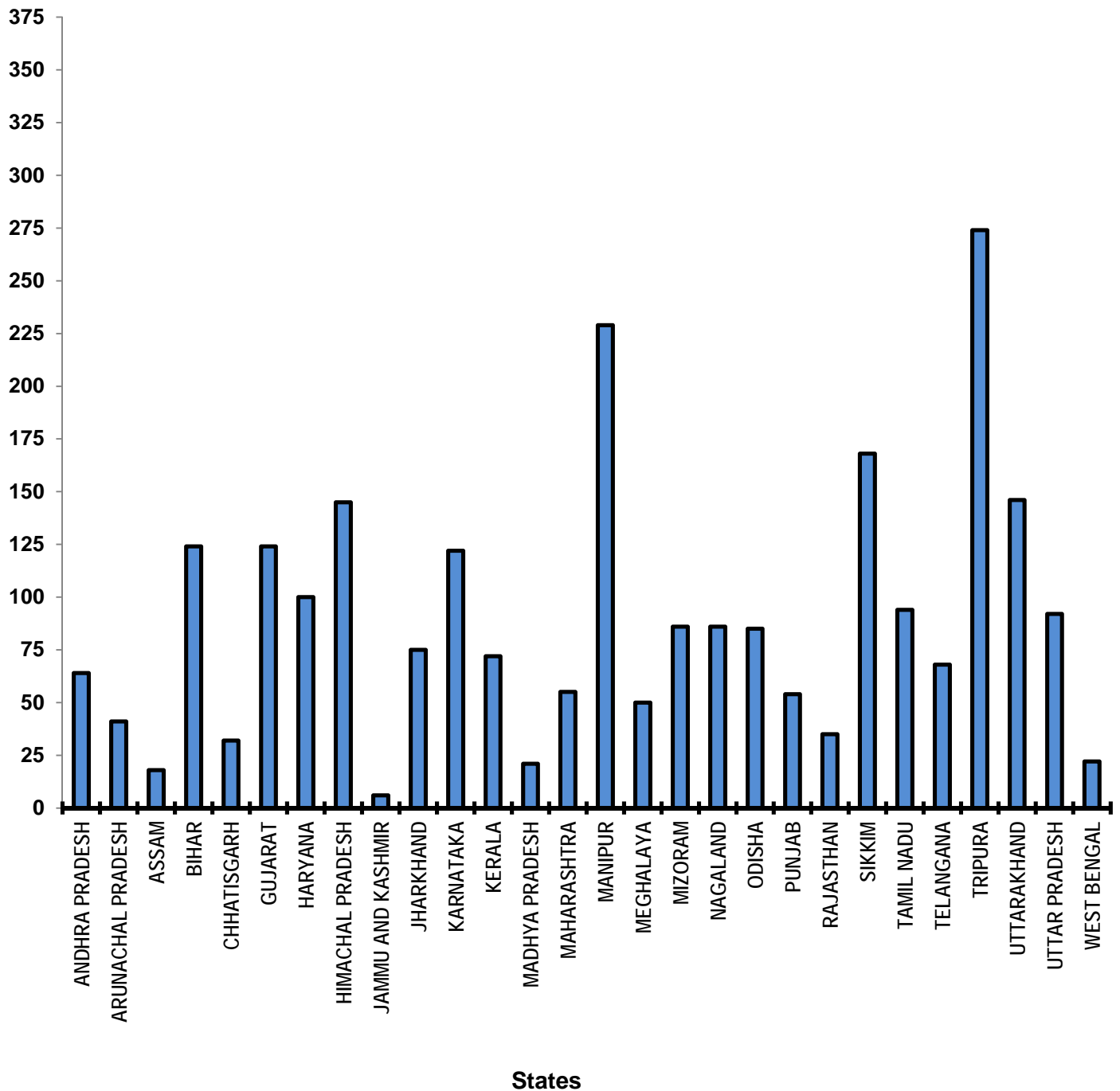


Table - 17

Deendyal Upadhyaya Gram Jyoti Yojana (DDUGJY)
Villages electrified
(Unit: Number)

Sl. No.	State/UT Name	Target		Achievement	Percent Achievement
		2016-2017	April 2016-June 2016	April 2016-June 2016 @	April 2016-June 2016
(1)	(2)	(3)	(4)	(5)	(5)/(4)
1	ARUNACHAL PRADESH	1,039	260	127	49
2	ASSAM	1,377	344	502	146
3	BIHAR	735	184	116	63
4	CHHATISGARH	500	125	40	32
5	HIMACHAL PRADESH	34	9	8	89
6	JAMMU AND KASHMIR	79	20	0	0
7	JHARKHAND	1,314	329	240	73
8	KARNATAKA	39	10	2	20
9	KERALA	-	-	0	-
10	MADHYA PRADESH	191	48	78	162
11	MAHARASHTRA	-	-	0	-
12	MANIPUR	149	37	13	35
13	MEGHALAYA	674	169	143	85
14	MIZORAM	42	11	0	0
15	NAGALAND	82	21	0	0
16	ODISHA	1,586	394	105	27
17	RAJASTHAN	246	62	79	127
18	TAMIL NADU	-	-	0	-
19	TRIPURA	17	4	0	0
20	UTTARAKHAND	76	19	0	0
21	UTTAR PRADESH	166	42	51	121
22	WEST BENGAL	14	4	0	0
Grand Total		8,360	2,092	1,504	72

Very Good:(90% or above of targets)

ASSAM, MADHYA PRADESH, RAJASTHAN, UTTAR PRADESH

Good:(Between 80% or above but less than 90% targets)

HIMACHAL PRADESH, MEGHALAYA

Poor:(Below 80% of targets)

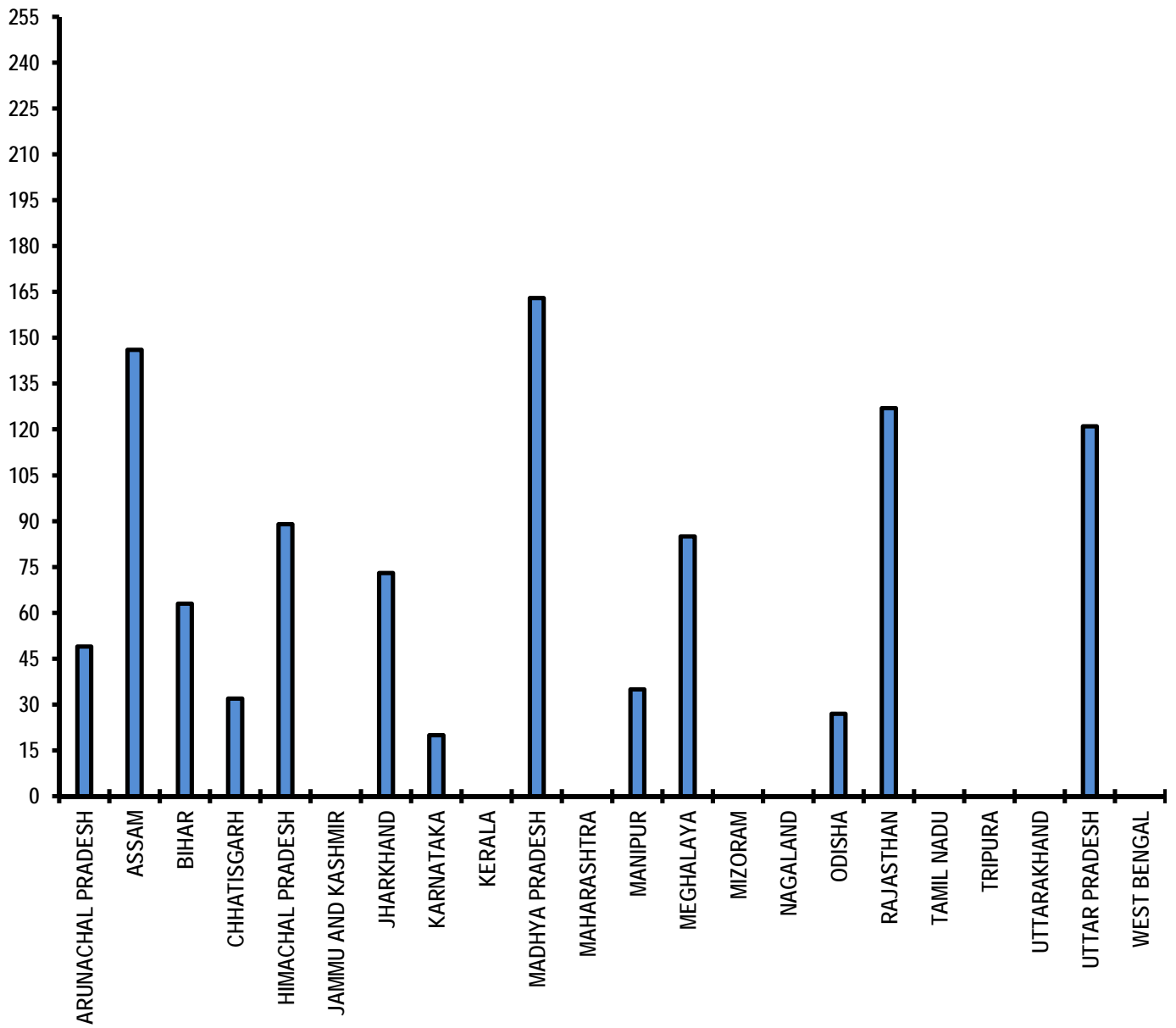
ARUNACHAL PRADESH, BIHAR, CHHATISGARH, JAMMU AND KASHMIR, JHARKHAND, KARNATAKA, MANIPUR, MIZORAM, NAGALAND, ODISHA, TRIPURA, UTTARAKHAND, WEST BENGAL

Note:

NR Not Reported

@ Figures received from M/o Power have been considered

**Deendayal Upadhyaya
Gram Jyoti Yojana-DDUGJY
Villages electrified
% Achievement of Target
During April 2016 - June 2016**



States

Table - 18

**Energising pump sets
Pumps sets energized
(Unit: Number)**

		<u>Target +</u>	Achievement	Percent Achievement	
Sl. No.	State/UT Name	2016-2017	April 2016- June 2016	April 2016- June 2016	April 2016- June 2016
(1)	(2)	(3)	(4)	(5)	(5)/(4)
1	ANDHRA PRADESH	24,852	6,213	15,238	245
2	BIHAR	2,764	691	0	0
3	CHHATISGARH	21,000	3,000	3,766	126
4	GOA	200	60	49	82
5	GUJARAT	56,000	13,998	17,652	126
6	HARYANA	8,800	2,199	2,243	102
7	HIMACHAL PRADESH	1,014	253	419	166
8	JHARKHAND	22,000	5,500	NR	0
9	KARNATAKA	38,602	9,649	11,542	120
10	KERALA	12,000	3,000	2,835	94
11	MADHYA PRADESH	17,237	4,309	12,632	293
12	ODISHA	1,190	297	3,296	1,110
13	PUDUCHERRY	25	6	4	67
14	PUNJAB	1,50,000	37,500	24,396	65
15	RAJASTHAN	30,000	7,500	6,924	92
16	TAMIL NADU	10,000	1,000	1,151	115
17	TELANGANA	25,148	6,285	14,917	237
18	UTTARAKHAND	700	174	98	56
19	UTTAR PRADESH	22,058	5,514	3,366	61
20	WEST BENGAL	422	105	1,186	1,130
21	DADRA AND NAGAR HAVELI	20	3	0	0
22	DAMAN AND DIU	25	6	36	600
<i>Grand Total</i>		4,44,057	1,07,262	1,21,750	114

Very Good:(90% or above of targets)

ANDHRA PRADESH, CHHATISGARH, GUJARAT, HARYANA, HIMACHAL PRADESH, KARNATAKA, KERALA,
MADHYA PRADESH, ODISHA, RAJASTHAN, TAMIL NADU, TELANGANA, WEST BENGAL, DAMAN AND DIU

Good:(Between 80% or above but less than 90% targets)

GOA

Poor:(Below 80% of targets)

BIHAR, JHARKHAND, PUDUCHERRY, PUNJAB, UTTARAKHAND, UTTAR PRADESH, DADRA AND NAGAR
HAVELI

NR Not Reported

+ : Only Andhra Pradesh, Haryana, Punjab and Tamil Nadu have provided the targets. For rest of the States/Uts previous year targets have been repeated.

Energising Pump sets

Pumps sets energized

% Achievement of Target

During April 2016 - June 2016

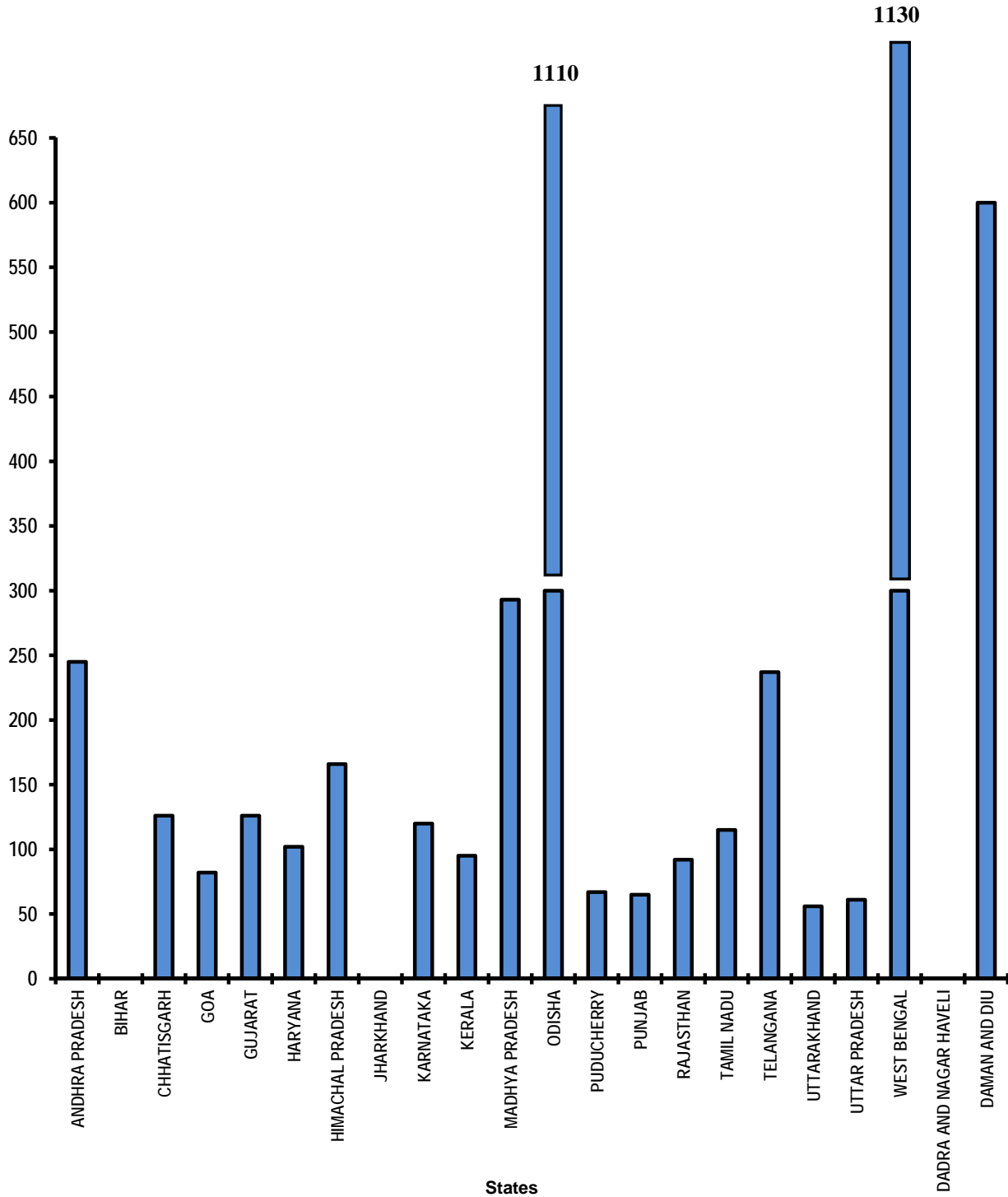


Table - 19

Supply of Electricity

Sl. No.	State/UT Name	Electricity demanded (Million Units) April 2016- June 2016	Electricity supplied (Million Units) April 2016- June 2016	Shortage observed (Million Units) April 2016- June 2016	Percentage of Electricity Supplied
(1)	(2)	(3)	(4)	(5)	(6)
1	ANDHRA PRADESH	13,113	13,078	35	100
2	ARUNACHAL PRADESH	165	160	5	97
3	ASSAM	2,221	2,092	129	94
4	BIHAR	6,851	6,708	143	98
5	CHHATISGARH	6,173	6,143	30	100
6	DELHI	9,413	9,397	16	100
7	GOA	1,271	1,269	2	100
8	GUJARAT	28,292	28,292	0	100
9	HARYANA	12,611	12,611	0	100
10	HIMACHAL PRADESH	2,169	2,156	13	99
11	JAMMU AND KASHMIR	4,403	3,600	803	82
12	JHARKHAND	2,042	2,033	9	100
13	KARNATAKA	16,197	15,969	228	99
14	KERALA	6,319	6,300	19	100
15	MADHYA PRADESH	15,571	15,570	1	100
16	MAHARASHTRA	36,650	36,613	37	100
17	MANIPUR	171	163	8	95
18	MEGHALAYA	392	392	0	100
19	MIZORAM	119	116	3	97
20	NAGALAND	168	164	4	98
21	ODISHA	7,219	7,217	2	100
22	PUDUCHERRY	680	679	1	100
23	PUNJAB	14,112	14,112	0	100
24	RAJASTHAN	17,184	17,161	23	100
25	SIKKIM	116	116	0	100
26	TAMIL NADU	27,484	27,476	8	100
27	TELANGANA	11,957	11,952	5	100
28	TRIPURA	372	361	11	97
29	UTTARAKHAND	3,423	3,398	25	99
30	UTTAR PRADESH	28,233	27,334	899	97
31	WEST BENGAL	12,822	12,762	60	100
32	ANDAMAN AND NICOBAR ISLANDS	60	45	15	75
33	CHANDIGARH	489	489	0	100
34	DADRA AND NAGAR HAVELI	1,524	1,524	0	100
35	DAMAN AND DIU	605	605	0	100
36	LAKSHADWEEP	12	12	0	100
Grand Total		2,90,603	2,88,069	2,534	99

Very Good:(90% or above of targets)

ANDHRA PRADESH, ARUNACHAL PRADESH, ASSAM, BIHAR, CHHATISGARH, DELHI, GOA, GUJARAT, HARYANA, HIMACHAL PRADESH, JHARKHAND, KARNATAKA, KERALA, MADHYA PRADESH, MAHARASHTRA, MANIPUR, MEGHALAYA, MIZORAM, NAGALAND, ODISHA, PUDUCHERRY, PUNJAB, RAJASTHAN, SIKKIM, TAMIL NADU, TELANGANA, TRIPURA, UTTARAKHAND, UTTAR PRADESH, WEST BENGAL, CHANDIGARH, DADRA AND NAGAR HAVELI, DAMAN AND DIU, LAKSHADWEEP

Good:(Between 80% or above but less than 90% targets)

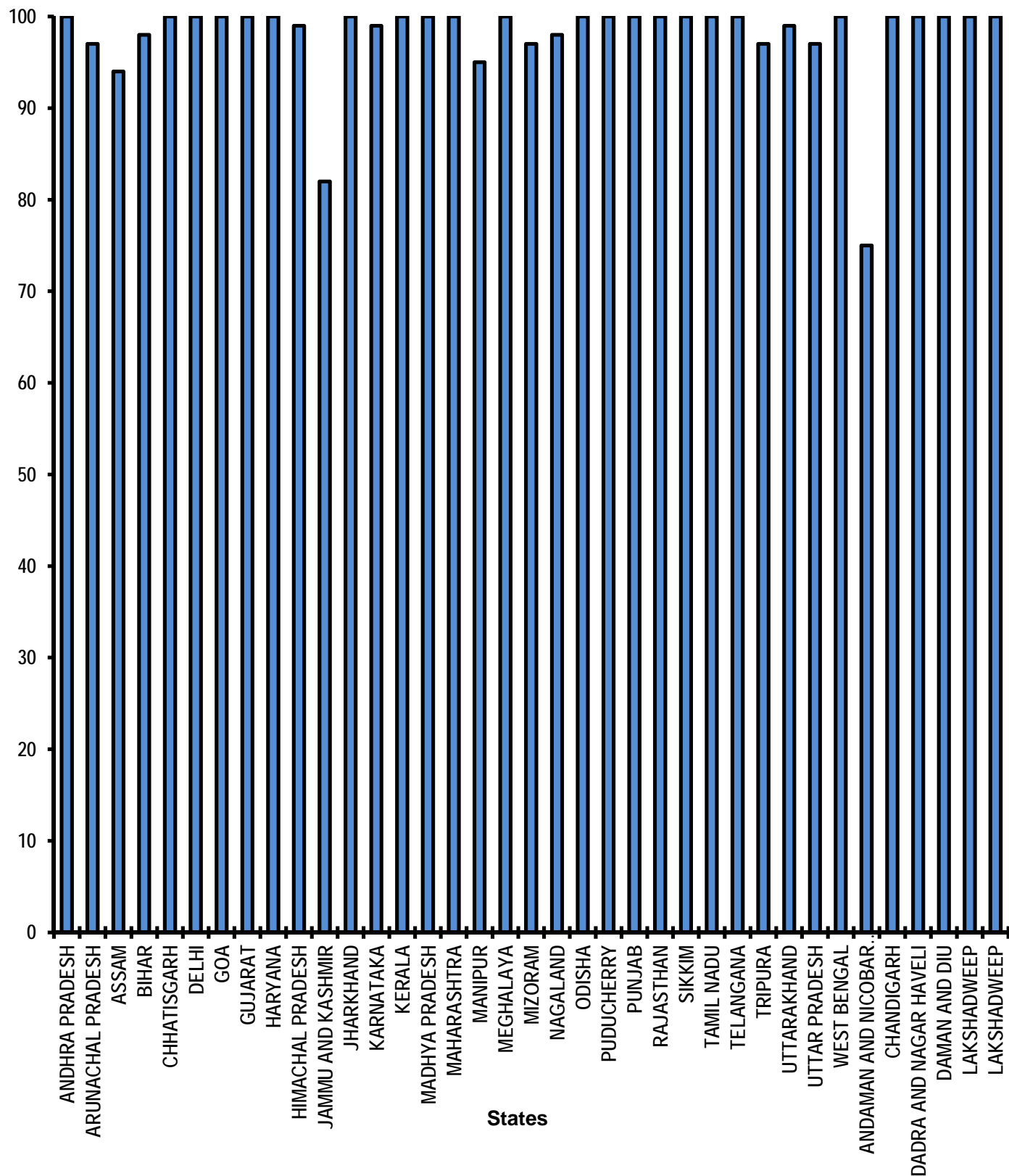
JAMMU AND KASHMIR

Poor:(Below 80% of targets)

ANDAMAN AND NICOBAR ISLANDS

Supply of Electricity

Electricity supplied
% Achievement of Target
During April 2015 - March 2016



Twenty Point Programme – 2006

List of Twenty Points

1. Garibi Hatao [Poverty Eradication]
2. Jan Shakti [Power to People]
3. Kisan Mitra [Support to Farmers]
4. Shramik Kalyan [Labour Welfare]
5. Khadya Suraksha [Food Security]
6. Subke Liye Aawas [Housing for All]
7. Shudh Peya Jal [Clean Drinking Water]
8. Jan Jan Ka Swasthya [Health for All]
9. Sabke Liye Shiksha [Education for All]
10. Anusuchit Jaati, Jan Jaati, Alp-sankhyak evam Anya Pichhra Varg Kalyan [Welfare of Scheduled Castes, Scheduled Tribes, Minorities and OBCs]
11. Mahila Kalyan [Women Welfare]
12. Bal Kalyan [Child Welfare]
13. Yuva Vikas [Youth Development]
14. Basti Sudhar [Improvement of Slums]
15. Paryavaran Sanrakshan evam Van Vridhi [Environment Protection and Afforestation]
16. Samajik Suraksha [Social Security]
17. Grameen Sadak [Rural Roads]
18. Grameen Oorja [Energization of Rural Area]
19. Pichhara Kshetra Vikas [Development of Backward Areas]
20. e- Shasan [IT enabled e-Governance]

LIST OF ITEMS COVERED UNDER (TPP) - 2006

Point No.	Item No.	Name of the Points/Items
I.		Garibi Hatao [Poverty Eradication]
		Rural Areas
	1.	Employment generation under the <i>Mahatma Gandhi National Rural Employment Guarantee Act (MGNREGA)</i>
	2.	National Rural Livelihood Mission (NRLM)
	3.	Rural Business Hubs in Partnership with Panchayats
	4.	Self Help Groups
		Urban Areas
	5.	Swaranjayanti Shehari Rojgar Yojana
II.		Jan Shakti (Power to People)
	6.	Local Self Government (Panchayati Raj and Urban Local Bodies) - Activity Mapping for devolution of functions - Budget Flow of Funds - Assignment of Functionaries
	7.	Quick and Inexpensive Justice – Gram Nyayalayas and Nyaya Panchayats.
	8.	District Planning Committees.
III.		Kisan Mitra [Support to Farmers]
	9.	Water shed development
	10.	Marketing and infrastructural support to farmers
	11.	Irrigation facilities (including minor and micro irrigation) for agriculture
	12.	Credit to farmers
	13.	Distribution of waste land to the landless
IV.		Shramik Kalyan [Labour Welfare]
	14.	Social Security for Agricultural and Unorganised Labour
	15.	Minimum Wages Enforcement (including Farm Labour)
	16.	Prevention of Child Labour
	17.	Welfare of Women Labour
V.		Khadya Suraksha [Food Security]
	18.	Food Security: (i) Targeted Public Distribution System (TPDS)/ National Food Security Act (NFSA) (ii) Antyodaya Anna Yojana, (iii) Establishing Grain banks in chronically food scarcity areas
VI.		Subke Liye Aawas [Housing for All]
	19	Rural Housing - Pradhan Mantri Awaas Yojana - Grameen
	20.	EWS/LIG Houses in Urban Areas

Contd.....

Point No.	Item No.	Name of the Points/Items
VII.		Shudh Peya Jal [Clean Drinking Water]
	21.	Rural Areas. - National Rural Drinking Water Programme-(<i>NRDWP</i>)
	22.	Urban Areas: - Accelerated Urban Water Supply Programme
VIII.		Jan Jan Ka Swasthya [Health for All]
	23.	Control and prevention of major diseases: (a) HIV/AIDS (b) TB (c) Malaria (d) Leprosy (e) Blindness
	24.	National Rural Health Mission
	25.	Immunisation of Children
	26.	Sanitation Programme in - Rural Areas - Urban areas
	27.	Institutional Delivery
	28.	Prevention of Female Foeticide
	29.	Supplementary nutrition for Mothers and Children
	30.	Two Child norms
IX.		Sabke Liye Shiksha [Education for All]
	31.	Sarv Shiksha Abhiyan - Compulsory Elementary Education
	32.	Mid Day Meal Scheme
X.		Anusuchit Jaati, Jan Jaati, Alp-sankhyak evam Anya Pichhra Varg Kalyan [Welfare of Scheduled Castes, Scheduled Tribes, Minorities and OBCs]
	33.	SC Families assisted (a) SC families assisted under SCA to SCSP & NSFDC (b) SC students assisted under post matric scholarship
	34.	Rehabilitation of Scavengers
	35.	ST Families assisted
	36.	Rights of Forest dwellers – Owners of minor forest produce
	37.	Particularly Vulnerable Tribal Groups (PTGs)
	38.	No alienation of Tribal lands
	39.	Implementation of Panchayats (Extension to Scheduled Areas) Act [PESA]
	40.	Welfare of minorities
	41.	Professional education among all minority communities
	42.	Reservation of OBCs in - Education - Employment
XI.		Mahila Kalyan [Women Welfare]
	43.	Financial Assistance for Women Welfare
	44.	Improved participation of women in (a) Panchayats (b) Municipalities (c) State Legislatures (d) Parliament

Contd.....

Point No.	Item No.	Name of the Points/Items
XII.		Bal Kalyan [Child Welfare]
	45.	Universalisation of ICDS Scheme
	46.	Functional Anganwadis
XIII.		Yuva Vikas [Youth Development]
	47.	Sports for all in Rural and Urban areas
	48.	Rashtriya Sadbhavana Yojana
	49.	National Service Scheme (NSS)
XIV.		Basti Sudhar [Improvement of Slums]
	50.	Number of Urban poor families assisted under seven point charter viz. land tenure, housing at affordable cost, water, sanitation, health, education, and social security.
XV.		Paryavaran Sanrakshan evam Van Vridhi [Environment Protection and Afforestation]
	51.	Afforestation (a) Area Covered under Plantation on - Public and Forest Lands (b) Number of Seedlings planted on -Public and Forest Lands
	52.	Prevention of pollution of Rivers and water bodies
	53.	Solid and liquid waste management in - Rural Areas - Urban Areas
XVI.		Samajik Suraksha [Social Security]
	54.	Rehabilitation of handicapped and orphans.
	55.	Welfare of the aged
XVII.		Grameen Sadak [Rural Roads]
	56.	Rural Roads - PMGSY
XVIII.		Grameen Oorja [Energization of Rural Area]
	57.	Bio-diesel Production
	58.	Deendayal Upadhyaya Gram Jyoti Yojana
	59.	Renewable Energy
	60.	Energising Pump sets
	61.	Supply of Electricity
	62.	Supply of Kerosene and LPG
XIX.		Pichhara Kshetra Vikas [Development of Backward Areas]
	63.	Backward Regions Grants Fund (BRGF)
XX.		e- Shasan [IT enabled e-Governance]
	64.	Central and State Governments
	65.	Panchayats and Municipalities

Twenty Point Programme – 2006

Quarterly Monitored Items

1. Employment Generation under *Mahatma Gandhi National Rural Employment Guarantee Scheme (MGNREGA)*
2. National Rural Livelihoods Mission (NRLM)
3. Distribution of Wasteland to landless
4. Minimum Wages Enforcement (including Farm Labour)
5. *Food Security:*
6. Rural Housing under Pradhan Mantri Awaas Yojana-Grameen (PMAY-G)
7. EWS/LIG Houses in Urban Areas
8. *Rural Areas-* National Rural Drinking Water Programme- (NRDWP)
9. Sanitation Programme in Rural Areas
10. Institutional Delivery
11. SC Families assisted
12. Universalisation of ICDS Scheme
13. Functional Anganwadis
14. Number of Urban Poor Families assisted under Seven Point Charter viz. land tenure, housing at affordable cost, water, sanitation, health, education, and social security.
15. *Afforestation:*
16. Rural Roads constructed under Prime Minister Grameen Sadak Yojana (PMGSY)
17. Village electrified under Deendayal Upadhyaya Gram Jyoti Yojana (DDUGJY)
18. Energising Pump sets
19. Supply of Electricity

**STATUS OF RECEIPT OF TARGETS FOR QUARTERLY MONITORED ITEMS UNDER
TPP-2006**

Item No.	Name of the item	Parameter	Parameters/ indicators	Whether State-wise targets fixed by the concerned Administrative Ministries	Whether targets have been received	Nodal Ministry
1	Employment Generation under Mahatma Gandhi National Rural Employment Guarantee Scheme	-	(i) No. of job card issued (ii) Employment generated (iii) Wages given	Non-targetable indicator *	-	Ministry of Rural Development
2	National Rural Livelihood Mission (NRLM)	1 2 3	(i) Number of SHGs promoted (new and revived) during the financial year (ii) Number of SHGs provided Revolving Fund (RF) during the financial year (iii) Number of SHGs provided Community Investment Fund (CIF) during the financial year	Targets fixed & received from Administrative Ministry Targets fixed & received from Administrative Ministry Targets fixed & received from Administrative Ministry	Yes Yes Yes	Ministry of Rural Development
3	Distribution of Wasteland to the landless	-	WasteLand distributed (i) Total (ii) SC (iii)ST (iv) Others	Non-targetable indicator *	-	-do-
4	Minimum Wages Enforcement (including Farm Labour)	-	(a)Agriculture and Farm workers (i) Inspections made (ii) Irregularities detected (iii) Irregularities rectified (iv) Claims filed (v) claims settled (vi) Prosecution cases pending (vii) Prosecution cases filed (viii) Prosecution cases decided (b) others	Non-targetable indicator *	-	Ministry of Labour & Employment

Item No.	Name of the item	Parameter	Parameters/ indicators	Whether State-wise targets fixed by the concerned Administrative Ministries	Whether targets have been received	Nodal Ministry
5	Food Security: (i) Targeted Public Distribution System (AAY+APL+BPL) (ii) Antyodaya Anna Yojana (AAY) (iii) Below Poverty Line (BPL) (iv) National Food Security Act (NFSA) (Normal) (v) National Food Security Act (NFSA) (Tide over)	4	Allocation of Food Grains to States/UTs	Targets fixed & received from Administrative Ministry	Yes	Ministry of Consumer Affairs, Food & Public Distribution
		5	Allocation of Food Grains to States/UTs	-do-	Yes	-do-
		6	Allocation of Food Grains to States/UTs	-do-	Yes	-do-
		7	Allocation of Food Grains to States/UTs	-do-	Yes	-do-
		8	Allocation of Food Grains to States/UTs	-do-	Yes	-do-
6	Rural Housing - Pradhan Mantri Awaas Yojana – Grameen (PMAY-G)	9	Houses constructed	Targets fixed & received from Administrative Ministry.	Yes	Ministry of Rural Development
7	EWS/LIG Houses in Urban Areas	10	Houses constructed	Targets received from Administrative Ministry.	Yes	M/o Housing and Urban Poverty Alleviation
8	Rural Areas - National Rural Drinking Water Programme -(NRDWP)	11	(i) Partially Covered Habitations- (NRDWP)	Targets fixed & received from Administrative Ministry.	Yes	Ministry of Drinking Water and Sanitation
		12	(ii) Coverage of Quality Affected Habitations – (NRDWP)	-do-	Yes	-do-
9	Sanitation Programme in Rural Areas	-	Individual Household latrines constructed	Non-targetable indicator *	-	Ministry of Drinking Water and Sanitation
10	Institutional Delivery	-	Delivery in Institutions	Non-targetable indicator *	-	Ministry of Health & Family Welfare

Item No.	Name of the item	Parameter	Parameters/ indicators	Whether State-wise targets fixed by the concerned Administrative Ministries	Whether targets have been received	Nodal Ministry
11	SC Families Assisted	13	(i) SC Families assisted under SCA to SCSP & NSFDC (ii) SC Students assisted under Post Matric Scholarship	Targets fixed & received from Administrative Ministry. Non-targetable indicator *	Yes -	M/o Social Justice and Empowerment
12	Universalisation of ICDS Scheme	14	ICDS Blocks Operational (Cumulative)	Targets fixed & received from Administrative Ministry	Yes	Ministry of Women and Child Development
13	Functional Anganwadis	15	Anganwadis Functional (cumulative)	Targets fixed & received from Administrative Ministry	Yes	Ministry of Women and Child Development
14	Number of Urban poor families assisted under seven point charter viz. land tenure, housing at affordable cost, water, sanitation, health, education, and social security.	-	Poor Families assisted	Non-targetable indicator *	-	M/o Housing and Urban Poverty Alleviation
15	Afforestation: (a) Area Covered under Plantation on - Public and Forest Lands (b) Number of Seedlings planted on -Public and Forest Lands	16	(a) Area Covered under Plantation on - Public and Forest Lands	Targets fixed & received from Administrative Ministry	Yes	Ministry of Environment and Forest
		17	(b)Number of Seedlings	Targets fixed & received from Administrative Ministry	Yes	do
16	Rural Roads – PMGSY	18	Length of Road constructed	Targets received from Administrative Ministry.	Yes	Ministry of Rural Development
17	Village electrified under Deendayal Upadhyaya Gram Jyoti Yojana (DDUGJY)	19	Villages electrified	Targets fixed & received from Administrative Ministry	Yes	Ministry of Power

Item No.	Name of the item	Parameter	Parameters/ indicators	Whether State-wise targets fixed by the concerned Administrative Ministries	Whether targets have been received	Nodal Ministry
18	Energising Pump sets	20	Pumpsets Energised	Administrative Ministry has suggested the States/UTs to fix their own targets.	Except Andhra Pradesh, Haryana, Punjab and Tamil Nadu none of the States have provided the targets so far. Previous year targets have been repeated.	-do-
19	Supply of Electricity	21	Electricity demanded	Targets fixed & received from Administrative Ministry	Yes	-do-

** The items where Administrative Ministries have not fixed State-wise targets, are not monitored for performance analysis. These items are normally demand driven and are accordingly monitored for actual achievements only.*

Twenty Point Programme – 2006

Items/Parameters identified for appraisal

For the purpose of quarterly appraisal, the performance of States under TPP-2006 is evaluated on the following 21 Parameters, contained in 13 Items and as per State/UT wise targets fixed by the Central Administrative Ministries.

Items	Para- meters	Description of Item
1		National Rural Livelihood Mission (NRLM)
	1	(i) Number of SHGs promoted (new and revived) during the financial year
	2	(ii) Number of SHGs provided Revolving Fund (RF) during the financial year
	3	(iii) Number of SHGs provided Community Investment Fund (CIF) during the financial year
2	-	<i>Food Security:</i>
	4	(i) Targeted Public Distribution System (TPDS) for AAY, APL & BPL,
	5	(ii) TPDS for Antyodaya Anna Yojana (AAY) only
	6	(iii) TPDS for Below Poverty Line (BPL) only
	7	(iv) National Food Security Act (NFSA) (Normal)
	8	(v) National Food Security Act (NFSA) (Tide over)
3	9	Rural Housing – Pradhan Mantri Awaas Yojana - Grameen (PMAY-G)
4	10	EWS/LIG Houses in Urban Areas
5	-	<i>Rural Areas: National Rural Drinking Water Programme - (NRDWP)</i>
	11	(i) Partially Covered Habitations - (NRDWP)
	12	(ii) Coverage of Quality Affected Habitations – (NRDWP)
6	-	<i>SC Families assisted</i>
	13	(i) SC families assisted under SCA to SCSP & NSFDC
7	14	Universalisation of ICDS Scheme
8	15	Functional Anganwadis

9	-	<i>Afforestation:</i>
	16	(i) Area covered under Plantation on- Public and Forest Lands
	17	(ii) Number of Seedlings planted on- Public and Forest Lands
10	18	Rural Roads constructed under Prime Minister Grameen Sadak Yojana (PMGSY)
11	19	Village electrified under Deendayal Upadhyaya Gram Jyoti Yojana (DDUGJY)
12	20	Energising Pump sets
13	21	Supply of Electricity

List of items where the concerned schemes are yet to be operationalised

- (i) *Quick and inexpensive justice–Gram Nyayalayas and Nyaya Panchayats:*
Ministry of Panchayati Raj is consulting Central Ministries and States/UT Governments regarding draft bill on Nyaya Panchayats.

ABBREVIATIONS USED

AAY	Antyodaya Anna Yojana
NRDWP	National Rural Drinking Water Programme
EWS	Economically Weaker Section
PMAY-G	Pradhan Mnatri Awaas Yojana - Grameen
ICDS	Integrated Child Development Scheme
EWS/LIG	Economically Weaker Section/Low Income Group
MWE	Minimum Wages Enforcement
NC	Not Covered
NREGS	National Rural Employment Guarantee Scheme
PC	Partially Covered
PMGSY	Prime Minister Grameen Sadak Yojana
SC	Scheduled Caste
DDUGJY	Deendayal Upadhyaya Gram Jyoti Yojana
NRLM	National Rural Livelihood Mission
SHG	Self Help Groups
TPDS	Targeted Public Distribution system
NFSA	National Food Security Act
NSFDC	National Scheduled Castes Finance & Development Corporation