



सत्यमेव जयते

Major achievements made under the Sub-Scheme of Support for Statistical Strengthening(SSS)

December, 2022



भारत 2023 INDIA

वसुधैव कुटुम्बकम्

ONE EARTH • ONE FAMILY • ONE FUTURE



Government of India
Ministry of Statistics and Programme Implementation
National Statistical Office
New Delhi
www.mospi.gov.in



अरुण कुमार बिश्वास, भारतीय सांख्यिकी सेवा
महानिदेशक

ARUN KUMAR BISWAS, I.S.S.
Director General

भारत सरकार
Government of India
सांख्यिकी एवं कार्यक्रम कार्यान्वयन मंत्रालय
Ministry of Statistics & Programme Implementation
खुरशीद लाल भवन, जनपथ, नई दिल्ली-110001
Khurshid Lal Bhawan, Janpath, New Delhi-110001
फोन / Tel : +91-11-23364197
ईमेल / Email : dg-ss-cap@mospi.gov.in

MESSAGE

Support for Statistical Strengthening (SSS) is a central sector sub-scheme of the Ministry of Statistics and Programme Implementation. The Scheme aims to strengthen the capacity of the States/UTs in undertaking varied statistical operations and assist them in fulfilling Centre's statistical expectations as well. As on 31st December, 2022, 26 States/UTs have benefited or are continuing to benefit from the sub-scheme. The implementation of the sub-scheme has contributed immensely to improving/strengthening the State Statistical Systems in terms of compilation of core statistical operations, capacity building, physical and ICT infrastructure strengthening, faster data dissemination, etc. This achievement booklet documents the achievements made by the States/UTs up to 31st December, 2022. This booklet can also be viewed as a repository of important statistical initiatives from which the States/UTs can learn from each other. I would also like to record my appreciation for the officers and staff of SSP Unit for their best efforts in the compilation of this booklet.

Biswas
27/02/2023
(Arun Kumar Biswas)

New Delhi

27th February, 2023

Table of Contents

1.	Overview of the Sub-Scheme	3
2.	State/ UT– wise Achievements.....	7
2.1	Andhra Pradesh.....	7
2.2	Arunachal Pradesh	8
2.3	Assam	8
2.4	Bihar	9
2.5	Chhattisgarh.....	9
2.6	Gujarat.....	10
2.7	Himachal Pradesh	12
2.8	Jammu & Kashmir	13
2.9	Jharkhand	14
2.10	Karnataka	14
2.11	Kerala.....	17
2.12	Maharashtra.....	19
2.13	Manipur.....	19
2.14	Meghalaya	20
2.15	Mizoram	21
2.16	Nagaland.....	23
2.17	Odisha	24
2.18	Puducherry	25
2.19	Rajasthan	25
2.20	Sikkim	28
2.21	Tamil Nadu	29
2.22	Telangana.....	30
2.23	Tripura	32
2.24	Uttarakhand	33
2.25	Uttar Pradesh	34
2.26	West Bengal	34
3.	Catalogue of Surveys/ Studies completed under SSS	37

1. Overview of the Sub-Scheme

1.1 Objective

1.1.1 The ‘Support for Statistical Strengthening’ (SSS) is an ongoing sub-scheme of the Ministry of Statistics & Programme Implementation (MoSPI), which aims to improve the statistical capacity and operations of statistical systems of States/UTs for collecting, compiling and disseminating reliable official statistics.

1.1.2 The sub-scheme enables States/ UTs to undertake statistical activities of considerable importance for which alternate funding is not available and also ensures that the statistical activities which are considered important by the Centre are also strengthened.

1.2 Brief Background and Operational Mechanism

1.2.1 The sub-scheme began in 2010 as “India Statistical Strengthening Project (ISSP)”, a Centrally Sponsored Scheme (CSS), and had 5 components, namely, ‘Improving coordination & management of statistical activities in the States/ UTs’, ‘Human Resource Development’, ‘Statistical Infrastructure Development & Consultancy’, ‘Investing in Physical Infrastructure, including IT’ and ‘Improving Statistical Operations, especially those supporting the cause of improvement in the quality and dissemination of statistical data’. For the creation of physical infrastructure, a share of State funds was also mandated.

1.2.2 While approving the extension of the Scheme for the XII Plan period, i.e. up to March, 2017, the Competent Authority stipulated giving more weightage to core statistical activities. Accordingly, the 5 components were further elaborated into 12 themes which were as follows: -

- (i) Information Technology (IT).
- (ii) Physical Infrastructure (PI).
- (iii) Other associated costs viz. Annual maintenance, Hardware upgrades, web- hosting etc. [@ 30% of IT cost].
- (iv) Preparation of State Strategic Statistical Plan (SSSP) and signing of MOU by States with Govt. of India.
- (v) Implementation of recommendations of Technical Groups/Bodies for filling up existing and expected/emerging data gaps, including State/ UT specific additionalities.
- (vi) HRD issues, with a focus on Training for Capacity Development and Skill Enhancement/Upgradation, including support to Regional Training Centres.
- (vii) Introduction of Innovative Techniques and Methodologies for improving the efficacy of statistical processes and operations.

- (viii) Holding of regular/periodic (say once every year) User-Producer dialogues, stakeholders' consultations and conduct of periodic surveys on user satisfaction.
- (ix) Dissemination of Annual Reports on the performance of State Statistical Systems and improving the cost-effectiveness & ease of data access.
- (x) Data quality and efficiency improvement measures.
- (xi) Advocacy Issues viz. Publicity and IEC (Information, Education and Communication) to improve the usage of Statistical Products & services.
- (xii) Expenditure on other associated items/activities which are not foreseeable at the planning stage approx. 5% of total cost.

1.2.3 In 2013-14, another scheme of MoSPI, 'Basic Statistics for Local Level Development' (BSLLD) was merged with ISSP, and it was renamed as 'Support for Statistical Strengthening' (SSS).

1.2.4 In the budget of 2014-15, the scheme was declared a Central Sector (CS) sub-scheme with 100% funding from GoI, with this, the components of Physical Infrastructure and IT hardware were removed (though IT applications continued to be eligible for funding). The components were regrouped into 9 admissible components. 14 implementing States/UTs which had signed MoUs prior to 2014-15 were allowed to continue on CSS pattern.

1.2.5 After the sub-scheme was declared to be CS in nature, the Operational Guidelines of the sub-scheme were formulated in August 2016 with the approval of Department of Expenditure, Ministry of Finance and circulated to all States/ UTs.

1.2.6 In 2018-19, to consider a gamut of issues to improve the implementation and monitoring of the sub-scheme, the Operational Guidelines of the SSS were revised under the guidance of a Technical Advisory Committee (TAC). After approval of the Department of Expenditure, the revised Operational Guidelines were issued on 30th May, 2019.

1.2.7 The major changes in the revised operational guidelines included the re-introduction of IT hardware component, the introduction of a provision of flexibility in the re-appropriation of component-wise allocation and emphasis on the activities like monitoring of Sustainable Development Goals, participation in the new surveys of NSS under the component "Data Quality and Efficiency Improvement Measures".

1.2.8 At present, the validity of the sub-scheme is till 2025-26.

1.3. Sub-Scheme Components

1.3.1 The sub-scheme at present has following nine themes/ items:

S. No.	Component/Item/Theme
1.	Statistical Applications and enabling IT support including hardware and software
2.	Preparation of State Strategic Statistical Plan (SSSP) and signing of MoU by States/UTs with Govt. of India
3.	Implementation of recommendations of Technical Groups / Bodies for filling up existing and expected / emerging data gaps, including State/UT specific additionalities
4.	HRD issues, with a focus on Training for Capacity Development and Skills Enhancement/upgradation, including support to Regional Training Centres
5.	Introduction of Innovative Techniques and Methodologies for improving the efficacy of statistical processes and operations
6.	Holding of regular/periodic (say once every year) User-Producer dialogues, stakeholders' consultations and conduct of periodic (say annual) surveys on user-satisfaction
7.	Dissemination of Annual Reports on the performance of State Statistical Systems and improving the cost effectiveness & ease of data access
8.	Data quality and efficiency improvement measures
9.	Advocacy Issues viz. Publicity and IEC (Information, Education and Communication) to improve usage of Statistical Products & services

1.4 Domains of Contribution

1.4.1 SSS sub-scheme has contributed to improving the efficiency of Directorates/ Bureaus of Economics and Statistics of the States/ UTs and their line departments in improvements in the following domains:

- A. Compilation of core indicators and databases in areas like State Accounts, Price Statistics, Industrial Statistics, Employment, Agriculture, Horticulture, Health, Environment, etc. for policy planning at State and sub-States levels;
- B. Development/ Creation of web-based software portals/ applications for online collection and dissemination of data/information and enabling of IT infrastructure.
- C. Capacity building of personnel of States/ UTs in Statistical methods/ Computer skills and Statistical applications.
- D. Creation of awareness amongst respondents, users, producers, etc. on the importance of statistics and participation in statistical surveys & studies by undertaking advocacy activities, organizing user-producer dialogues, etc.
- E. Physical Infrastructure. *(Applicable for 14 States of CSS Pattern only)*

1.5 Participating States / UTs

1.5.1 Out of the 34 States / UTs which have shown willingness to join the sub-scheme, 14 States / UTs were covered in initial phase of implementation which was on CSS pattern. These States/ UTs are Andhra Pradesh, Bihar, Gujarat, Jharkhand, Karnataka, Kerala, Manipur, Mizoram, Odisha, Rajasthan, Sikkim, Tamil Nadu, Telangana and West Bengal. These States have either completed the implementation of the sub-scheme or are on the verge of completion. 12 States/ UTs, namely, Arunachal Pradesh, Assam, Chhattisgarh, Himachal Pradesh, Jammu & Kashmir, Maharashtra, Meghalaya, Nagaland, Puducherry, Uttarakhand, Uttar Pradesh and Tripura are operating on CS pattern in subsequent phase of implementation. The remaining 8 States/ UTs, namely, Andaman & Nicobar Islands, Dadra & Nagar Haveli and Daman & Diu, Delhi, Haryana, Ladakh, Lakshadweep, Madhya Pradesh and Punjab are yet to be onboarded.

1.6 Snapshot of Achievements of the Sub-Scheme

1.6.1 The implementation of the sub-scheme has contributed immensely to improving/strengthening the State Statistical Systems. It has brought a sense of identity and importance of the DES within the State Government set up. A rejuvenated sense of responsibility prevails in the statistical system of the States. The improvements that have resulted, include:

- (i) Compilation of village/ local level statistics,
- (ii) Creation of integrated State databases
- (iii) Studies and Surveys to address data gaps in GSDP/State Income Estimates
- (iv) Compilation of core indicators such as Consumer Price Index (CPI), State Index of Industrial Production (IIP), District Domestic Product (DDP), etc.
- (v) Reviews of statistical systems of line departments and their strengthening
- (vi) Capacity building of statistical personnel through workshops and training programmes
- (vii) Awareness campaigns for statistics, formation of technical/ experts groups
- (viii) Faster data processing and data transmission

This achievement booklet presents State/UT-wise achievements.

2. State/ UT– wise Achievements

2.1 Andhra Pradesh

I. Compilation of core indicators and data bases

- (i) Statistics for Local Area Planning (SLAP), [Village/Ward level statistics] for preparation of micro level planning is collected and compiled up to 2016-17. SLAP covers data on 986 indicators of 17,366 villages of Andhra Pradesh and provides opportunities for local planning, and effective monitoring of various social and economic development programmes at grass root level.
- (ii) Compendium of Environment Statistics for 2013-14 and 2014-15 has been published.
- (iii) Studies for bridging data gaps and strengthening the database in SDP & other macro-economic aggregates have been undertaken. Constituency and Mandal Domestic Product for 2014-15 and 2015-16 have also been compiled.
- (iv) Compilation of rural and urban income with a new base year (2011-12) for 2016-17 and 2017-18 have been completed and reports published.
- (v) For estimation of the workforce, Employment and Unemployment surveys for 2012-13, 2013-14 and 2014-15 were completed and reports published.
- (vi) For strengthening Industrial Statistics, the Survey of Industries for 2014-15 & 2015-16 has been completed and reports published.
- (vii) Survey for collection of data on prices of building materials and wages of construction labour for improvement of housing statistics for 2013-14 and 2014-15 has been completed.
- (viii) Compilation of report on Housing & Building Statistics and Compendium on Environmental Statistics have been completed.
- (ix) Three reports for yield estimation for emerging crops and green leafy vegetables and basic irrigation register have been completed.
- (x) The study on Rates and Ratios of Fisheries Sector prepared by the Centre for Economic and Social Studies (CESS), Hyderabad has been completed and report published.
- (xi) Survey of Industries for 2014-15 has been completed and report published.

II. Capacity building of personnel of States / UTs in statistical methods/ computer skills and Statistical Application

- (i) 216 Training Programmes conducted for capacity building of Statistical Personnel.

III. Creation of awareness amongst respondents, users, producers, etc. on importance of statistics and participation in statistical surveys & studies

- (i) Sign board on important statistical indicators/ data under Agriculture, Industries & Services sector prepared & displayed.

IV. Enabling IT environment

- (i) Desktops, laptops, printers and servers have been provided to the Directorate and all District/

Mandal Offices.

V. Physical Infrastructure

- (i) Construction of Regional Training Centre at Tirupati has been completed.
- (ii) Renovation, repairs & additional accommodation at CPO's office at Srikakulam, Krishna, Prakasam, SPS Nellore, Anantapuram, Kurnool, Guntur and Vizianagaram have been completed.

2.2 Arunachal Pradesh

I. Enabling IT environment

- (i) 35 Desktops, 35 UPS (1 KVA) and 28 Printers have been provided to the Directorate and other Offices.

II. Creation of awareness amongst respondents, users, producers, etc. on importance of statistics and participation in statistical surveys & studies

- (i) National Statistics Day on the 29th June, 2022 celebrated by conducting programmes in State Headquarters and Districts.

2.3 Assam

I. Compilation of core indicators and data bases

- (i) Study on the estimation of Gross Fixed Capital Formation (GFCF) has been completed.
- (ii) Type Study on subsistence fishing for updating rates and ratios used in GSDP estimation has been carried out and report published.
- (iii) Report on Development of a Tourism Convenience Index for major Tourism Destinations in the State has been published.
- (iv) Survey of Educational Attainments of People in the riverine areas (chars) of River Brahmaputra has been completed.
- (v) Survey of Nutritional Status of Children in selected districts of Assam has been completed.

II. Capacity building of personnel of States / UTs in statistical methods/ computer skills and Statistical Applications

- (i) State level training-cum-workshop organized on Annual Survey of Industries (ASI) at DES(HQ), Guwahati.
- (ii) 1 batch of officials from DES(HQ) & District level officers (25 Nos) attended 5 days of training on official statistics at ISI, Tezpur.
- (iii) Training of Village Level Database (VLD) and Subsistence Fishing completed.

2.4 Bihar

I. Capacity building of personnel of States / UTs in statistical methods/ computer skills and Statistical Applications

- (i) 3 trainings for capacity building of statistical personnel (Registrars & Deputy Registrars (Births & Deaths), Price Supervisors & Collectors, Block Agricultural Officers, etc.) conducted.
- (ii) Workshops for Estimation of Contribution of Local Bodies, Index of Industrial Production and Agriculture Statistics conducted.

II. Creation of awareness amongst respondents, users, producers, etc. on importance of statistics and participation in statistical surveys & studies

- (i) Advocacy activities on Birth and Death Registration conducted to strengthen vital statistics system.

2.5 Chhattisgarh

I. Compilation of core indicators and data bases

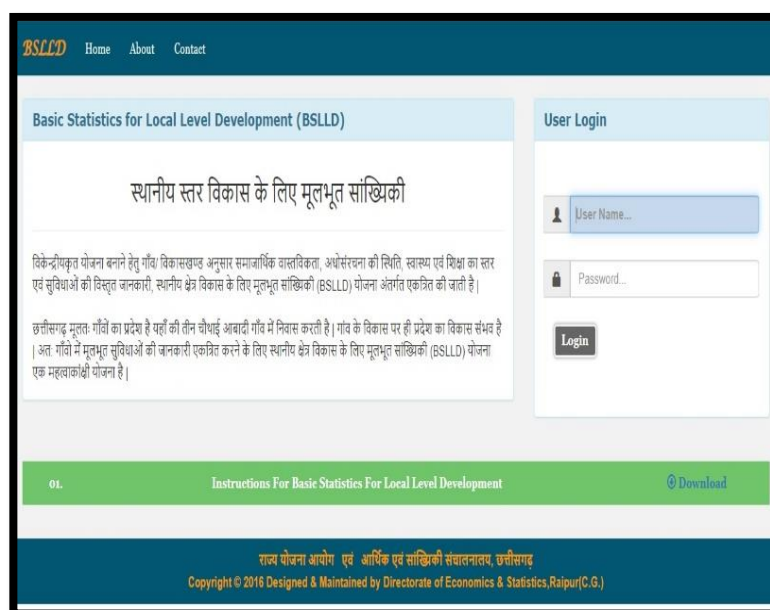
- (i) Reports containing district-wise/ sub-district-wise estimates of various parameters of NSS 71st, 72nd and 73rd rounds have been prepared.

II. Development / Creation of web-based software portals/ applications for online collection and dissemination of data/ information

- (i) Updation of software for IIP has been undertaken. IIP of mining and electricity sectors is being prepared on a monthly basis.
- (ii) Development of software for CPI and BSLLD completed.
- (iii) Human Resources (2) have been appointed for activities relating to monitoring of SDGs.

III. Capacity building of personnel of States / UTs in statistical methods/ computer skills and Statistical Applications

- (i) Exposure visit of DES staff to the State of Gujarat organised to learn about various statistical practices.



Screenshot of Portal of BSLLD

IV. Creation of awareness amongst respondents, users, producers, etc. on importance of statistics and participation in statistical surveys & studies

- (i) Internship given to 6 students of higher educational institutes of the State.

V. Enabling IT Environment

- (i) Computers, printers, laptops and tablets have been procured for the activities relating to the monitoring of SDGs.

2.6 Gujarat

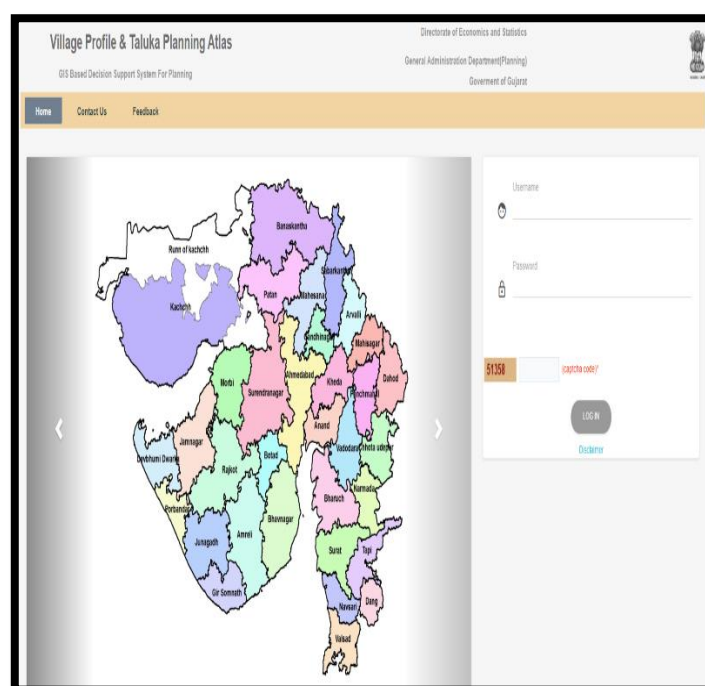
I. Compilation of core indicators and data bases

20 Studies/ surveys were completed covering issues like drinking water, school sanitation facilities, girl education, food security programme, Impact Assessment of various social welfare schemes, Socio-economic situation in selected villages, Village amenities survey, Employment-Unemployment survey, Sub-State level CPI, etc. Some of the major studies/surveys are as follows:

- (i) District-level analysis of industrial production in Gujarat on the basis of Annual Survey of Industries 2010-11 & 2011-12.
- (ii) Provisional population statistics for 33 districts of Gujarat based on Census 2011 data.

II. Development / Creation of web-based software portals/ applications for online collection and dissemination of data/ information

- (i) Gujarat Integrated Statistical System (GISS) developed. Under GISS, integration of statistical activities of the entire State including Line Departments; Assessment of Statistical System for 15 Line Departments completed.
- (ii) Gujarat Social Infrastructure Development Society (GSIDS) has prepared Human Development Reports for 5 districts, namely, Banaskantha, Surendranagar, Sabarkantha, Jamnagar and Dang.
- (iii) A web-based portal for generating village profile (covering data of more than 300 items in 11 sectors) has been developed; Village Profile and Taluka Planning Atlas portal for each of the 249 Talukas of the State prepared and is updated regularly.
- (iv) Revamping of the system for carrying out Evaluation Studies and assessments of 5 Departments undertaken and reports prepared.



Screenshot of Village Profile and Taluka Planning Atlas

III. Capacity building of personnel of States / UTs in statistical methods/ computer skills and Statistical Applications

- (i) 14870 personnel (including officials, staff, field workers, project managers, etc.) trained to improve their requisite skills by conducting various training programmes. Training areas included B.I. tools, Economics, Survey & Analysis, Acts & Rules, Research & Evaluation, Soft Skill Development, etc.
- (ii) Two workshops were conducted on the topics 'Improvement in Social Statistics' and 'Statistical Act 2008 and Statistical Rules 2010'.
- (iii) Purchase of more than 30000 books for Centre for Participatory Learning has been completed. A SOUL 2.0 software is also made available for book classification, data entry, labelling, arrangement of books, etc.
- (iv) Internship programme in economic and statistical management through promoting partnerships between universities/ research institutes was conducted.

IV. Creation of awareness amongst respondents, users, producers, etc. on importance of statistics and participation in statistical surveys & studies


- (i) Publicity and IEC (Information, Education and Communication) activities to improve usage of Statistical Products & Services completed.

V. Enabling IT environment

- (i) Computers and peripherals provided to the officers of DES, District Statistical Officers, District Planning Officers and statistical units in the Line Departments Server needed for GISS portal has been installed at the State data centre.
- (ii) Laptops provided to DES Officers, District Planning Officers, District Statistical Officers and Project Associates.

VI. Physical Infrastructure

- (i) Construction of DES Headquarters, Centre for Participatory Learning, 3 Regional Offices and



Centre for Participatory Learning




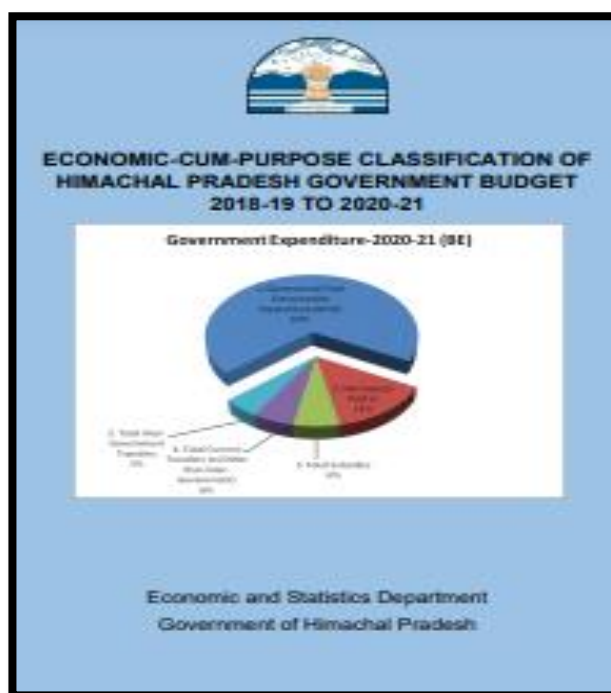
Regional Office

- 26 District Data Centres completed.
- (ii) Construction of 4 District Data Centres, 22 District Statistical Offices, 6 District Planning Offices and 3 Statistical Offices from State funds.
 - (iii) Refurbishment of DES HQ, Regional Joint Directorate Offices, District Statistical Offices, District Planning Offices and Office of Statistical Officers (inspection) completed.

2.7 Himachal Pradesh

I. Compilation of core indicators and data bases

- (i) Report on Public Affairs Index has been brought out for 2017-18.
- (ii) Satellite accounts for Tourism, Education and Health Sectors have been prepared.
- (iii) Compilation of Building Construction Cost Index (BCCI) undertaken. Quarterly BCCI being published.
- (iv) Compilation of CPI at district level (Urban and Rural) upto October 2022.
- (v) Economic Survey of Himachal Pradesh (Budget Document) for 2021-22 has been published.
- (vi) Reports for Annual Survey of Industries (residual samples) for 2019-20 have been validated.
- (vii) Publication named Economic-cum-Purpose Classification of Himachal Pradesh Budget 2018-19 to 2020-21 is brought out.



- (viii) Base of IIP revised to 2011-12 and quarterly IIP being published.
- (ix) Data for Receipt and Payment Account for 2017-18 has been collected and disseminated through publication.
- (x) The State Business Register prepared under the 6th Economic Census has been updated up to 31st March, 2018.
- (xi) Study on Open Defecation Free (ODF) Himachal conducted as an impact assessment of 'Swachh Bharat Abhiyan' and a Report has been prepared.

- (xii) Study report on the assessment of three blocks under the 'Anemia Free Himachal Campaign' has been completed.
- (xiii) District Good Governance Index (DGGI)-2021 published.

II. Development/ Creation of web-based software portals/ applications for online collection and dissemination of data/information

- (i) Development of statistical application for data entry and analysis for the study on ODF Himachal has been completed.

III. Capacity building of personnel of States / UTs in statistical methods/ computer skills and Statistical Applications

- (i) A meeting of different Departments to discuss the status of ongoing schemes of HP was held under the Chairmanship of ACS (Finance).
- (ii) A meeting of DSOs was held to discuss various assignments of SSS sub-Scheme.

IV. Creation of awareness amongst respondents, users, producers, etc. on importance of statistics and participation in statistical surveys & studies

- (i) National Statistics Day 2022 celebrated.
- (ii) Advertisement and Publicity Plan on sensitization programmes about Statistics for College and University students developed.

V. Enabling IT environment

- (i) Desktops, Laptops, Printers and Fax machines for DES and Line Departments have been procured.

2.8 Jammu & Kashmir

I. Capacity building of personnel of States/ UTs in statistical methods/ computer skills and Statistical Applications

- (i) A two-day training programme was organized for the officers/ officials of E&S Cadre regarding the calculation of GSDP and its aggregates.
- (ii) A two-day workshop was conducted in the DES in collaboration with MoSPI for all DSEOs and their Price collectors for the calculation of CPI at UT level.
- (iii) Training Programme was organized for 100 officers/ officials (in 4 batches) of E&S Cadre for specialised training on Official Statistics, Survey Methodology, Monitoring & Evaluation, Prices & Price Index and Gross State Domestic Product etc. at NSSTA, Greater Noida.
- (iv) One week (residential) specialized training programme on "Methodology in Survey Design with Estimation Procedure" for 14 officers/ officials was organized at NSSTA, Greater Noida.
- (v) A two-day training programme to strengthen the existing data collection system for every quarter and transmission through a web-based online application namely "Building Related

Information and Knowledge System (BRIKS-MIS)" was organised in collaboration with the Ministry of Housing and Urban Affairs, NBO, New Delhi at Statistical Training School, Jammu including a field visit to Udhampur.

- (vi) One day workshop was organized by PD&MD, J&K on Multi-dimensional Poverty Index (MPI) and Sustainable Development Goals (SDGs) in collaboration with NITI Aayog, GoI at SKICC, Srinagar.

2.9 Jharkhand

I. Capacity building of personnel of States / UTs in statistical methods/ computer skills and Statistical Applications

- (i) 2 State-level workshops for the estimation of local bodies accounts were held.

II. Physical Infrastructure

- (i) Office building for Directorate of Economics & Statistics Headquarters has been constructed.

2.10 Karnataka

I. Compilation of core indicators and data bases

- (i) The estimates of Capital Formation and consumption of goods and services have been compiled with 1999-2000 as the base year from 1999-2000 to 2008-09 in collaboration with the Institute for Socio-Economic Change (ISEC), Bengaluru. Gram Panchayat-wise GDP has been compiled for Kodagu District.
- (ii) The DDP estimates have been prepared for 2004-05 & 2008-09 to 2010-11 with 2004-05 as the base year.
- (iii) Survey on the contribution of Local Bodies conducted. The data has been collected from all Zila Panchayats, Taluk Panchayats, 3 Gram Panchayats from each taluk and all the Urban Local Bodies from 2003-04 to 2008-09 in the year 2009-10.
- (iv) Compilation of data on major Fiscal variables: Economic cum purpose classification of State budget for the years 2010-11 and 2011-12 compiled and hosted on the DES website.
- (v) Annual Survey of Industries: The Directorate is participating in the residual sample survey from 2010-11. Pooled estimates of Central and State samples have been prepared.
- (vi) Estimation of Crop Area & Production: Special drive for complete (100%) enumeration of crops taken up in TRS villages during 2009-10 and continued in 2010-11 and 2011-12.
- (vii) Labour and Employment Statistics: Collection and computerization of registered & unregistered establishments under Karnataka Shops and Commercial Establishment Act by the Labour Department initiated and implemented during 2012-13.
- (viii) Revision of the base year of State Series from 1987-88=100 to 2018=100 of CPI-IW.

II. Development / Creation of web-based software portals/ applications for online collection and dissemination of data / information

- (i) Industrial Production, Local Body Accounts, Sixth Economic Census, e-Yojana software for State sector schemes, Common Business Register and e-JanMa online software for issuing

Screenshot of e-JanMa web portal

birth and death certificates developed.

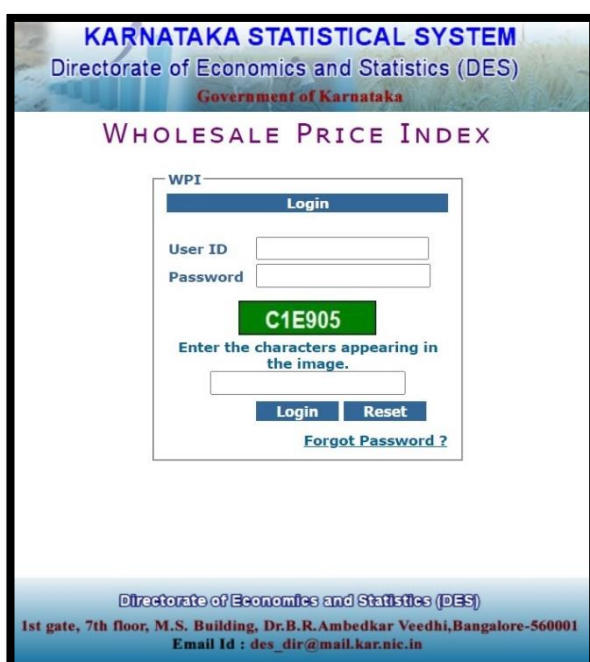
- (ii) E-Karmika portal to facilitate owners of shops and commercial establishments to simplify the procedure of registration, renewal, correction, submission of annual reports, etc. under Karnataka Shops and Commercial Establishments Act- 1961 developed; Publicity was also given through print media to make use of the facility available on the web application; Various features added on the online application for the ease of the public; The site may be accessed

No. of Employees	Fees (Rs.)
No Employees	300/-
1 to 9 Employees	600/-
10 to 19 Employees	4000/-
20 to 49 Employees	10000/-
50 to 99 Employees	20000/-
100 to 250 Employees	40000/-
251 to 500 Employees	50000/-
501 to 1000 Employees	70000/-
Above 1000 Employees	75000/-

Screenshot of e-Karmika portal

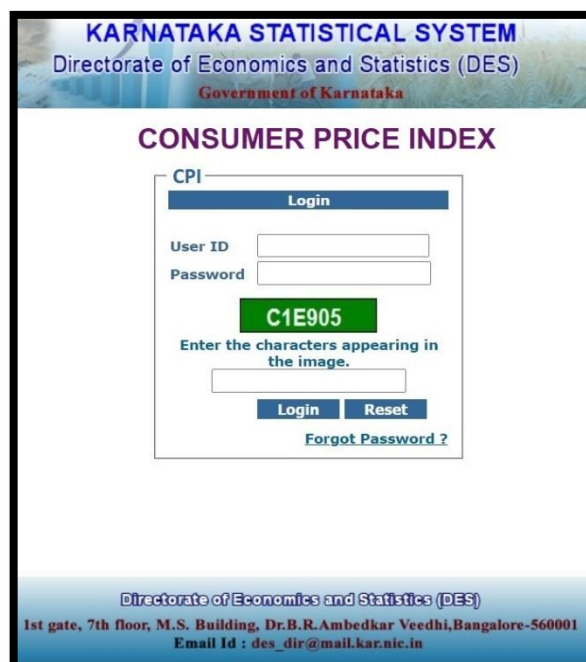
through www.ekarmika.com.

- (iii) Factories, Boilers, and Industrial Safety & Health (FBIS) online application e-Suraksha, to increase the effectiveness of service delivery of the Factories & Boilers Department, developed.
- (iv) The website of DES (<http://www.des.kar.nic>) redesigned and hosted.
- (v) Web-enabled applications developed for Consumer Price Index (CPI), Wholesale Price Index (WPI), Area enumeration (mobile application is also developed), Rural and Urban Retail Price Indices, Crop cutting Experiments (mobile application is also developed).



The screenshot shows the login page for the Wholesale Price Index (WPI) application. At the top, it says 'KARNATAKA STATISTICAL SYSTEM' and 'Directorate of Economics and Statistics (DES) Government of Karnataka'. Below this is the title 'WHOLESALE PRICE INDEX'. The login form includes a 'WPI' header, a 'Login' button, fields for 'User ID' and 'Password', a green box displaying the CAPTCHA 'C1E905', and a prompt to 'Enter the characters appearing in the image.' with an input field. There are 'Login' and 'Reset' buttons, and a link for 'Forgot Password?'. At the bottom, it provides the address '1st gate, 7th floor, M.S. Building, Dr.B.R.Ambedkar Veedhi, Bangalore-560001' and email 'des_dir@mail.kar.nic.in'.

Screenshot of WPI web application



The screenshot shows the login page for the Consumer Price Index (CPI) application. At the top, it says 'KARNATAKA STATISTICAL SYSTEM' and 'Directorate of Economics and Statistics (DES) Government of Karnataka'. Below this is the title 'CONSUMER PRICE INDEX'. The login form includes a 'CPI' header, a 'Login' button, fields for 'User ID' and 'Password', a green box displaying the CAPTCHA 'C1E905', and a prompt to 'Enter the characters appearing in the image.' with an input field. There are 'Login' and 'Reset' buttons, and a link for 'Forgot Password?'. At the bottom, it provides the address '1st gate, 7th floor, M.S. Building, Dr.B.R.Ambedkar Veedhi, Bangalore-560001' and email 'des_dir@mail.kar.nic.in'.

Screenshot of CPI web application

III. Capacity building of personnel of States / UTs in statistical methods/ computer skills and Statistical Applications

- (i) 36 trainings and workshops conducted throughout the project period to build the capacity of personnel working in statistics department and those who were working on deputation in the statistical cell of other departments. Training subjects include basic computer & statistical skills, refresher & induction trainings, agriculture statistics, compilation of GDP/ DDP estimates, NSS rounds, ASI, IIP, training on Birth and Death online registration, agricultural statistics, etc.
- (ii) Audio Visual training material prepared for crop-cutting experiments.

IV. Creation of awareness amongst respondents, users, producers, etc. on importance of statistics and participation in statistical surveys & studies

- (i) To publicize online registration of births and deaths, 3248 tin boards were printed and affixed on the walls of all government health institutions and Nadakacheris in the State.
- (ii) Publicity of online birth and death registration through advertisements in newspapers also done.

V. Enabling IT environment

- (i) IT infrastructure (Mini laptops, desktops, laptops, printers, MFDs, UPSs and Projectors) provided to the HQs, District Statistics Offices, 176 Taluka offices and Karnataka Statistical System Development Agency (KSSDA).

VI. Physical Infrastructure

- (i) Construction of DSO office building at Bangalore Urban, Bangalore Rural, Hassan, Chikmagalur, Raichur completed.
- (ii) Construction of DES's Godown & Training Hall and renovation & upgradation of interiors of DES Office completed.



DSO building at Chikmagalur

DSO building at Hassan

2.11 Kerala

I. Compilation of core indicators and data bases

- (i) Compilation of local level statistics (BSLLD) completed for 2015-16 and 2016-17.
- (ii) As part of improving the estimates of State Domestic Product, an Ad-hoc survey for estimating the rates of ratios of animals slaughtered in the unorganized slaughter houses was conducted.
- (iii) A survey on the quantitative and qualitative conditions of Housing in rural Kerala, covering 3 districts, namely, Wayanad, Trissur and Kollam undertaken.
- (iv) A Pilot study for assessing the use of remote sensing methods in data collection of paddy cultivation was conducted as a part of crop area and production estimation.
- (v) As a part of the Cost of Cultivation Survey, District level report on Cost of Cultivation Survey for 2015-16, 2016-17 and 2017-18 published.

- (vi) A new series of Consumer Price Index(R/U/Combined) generated.

II. Development / Creation of web-based software portals/ applications for online collection and dissemination of data/ information

- (i) A web-based application software 'DESCAS' for online data transmission from the field offices to the DES developed.

III. Capacity building of personnel of States / UTs in statistical methods/ computer skills and Statistical Applications

- (i) 32 Trainings/ Workshops/ Seminars on various aspects of Statistics viz. accounting, prices, economics/ statistical methods etc. and basic computer conducted for State officials.

IV. Creation of awareness amongst respondents, users, producers, etc. on importance of statistics and participation in statistical surveys & studies

- (i) For creating Public Awareness about Statistical operations, many activities like presentation of a float exhibiting functions of DES and organisation of Departmental stalls in various events were undertaken.
- (ii) The TAC for strengthening statistical coordination held various meetings with 22 Line Departments and has submitted an Interim Report suggesting measures to strengthen the Statistical Coordination in these Departments.

V. Enabling IT environment

- (i) Computers, Printers, Laptops, Mini Tabs, etc. purchased to strengthen the ICT infrastructure facilities of the Department.

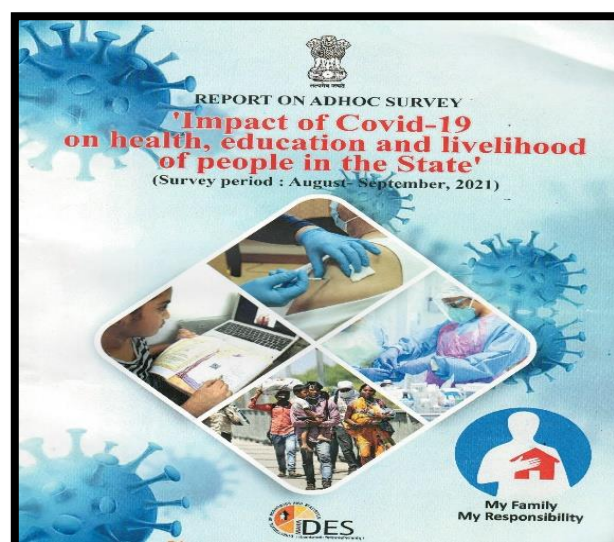
VI. Physical Infrastructure

- (i) Furnishing of 14 Districts and 61 Taluka Statistical Offices.
- (ii) Workstations set up in the Directorate and 41 Taluka Offices.
- (iii) Construction of the State Academy on Statistical Administration (SASA) completed.

2.12 Maharashtra

I. Compilation of core indicators and data bases

- (i) Adhoc survey on impact of Covid-19 on health, education and livelihood of people in the State conducted during August-September, 2021 and important indicators published in Economic Survey Maharashtra (ESM) 2021-2022.



II. Development / Creation of web-based software portals / applications for online collection and dissemination of data / information

- (i) Portal for data entry and index compilation of IIP developed.
- (ii) Data entry software for adhoc surveys on the impact of Covid-19 developed.

III. Capacity building of personnel of States / UTs in statistical methods/ computer skills and Statistical Applications

- (i) A virtual introductory training for 6 days conducted through Gokhale Institute of Politics & Economics (GIPE), Pune, for 10 DES officials involved in the compilation of SUT/ IOTT.
- (ii) One day training held in 36 Districts for price collectors and statistical assistants regarding collecting prices for rural & urban areas for CPI compilation.

2.13 Manipur

I. Compilation of core indicators and data bases

- (i) 3 Type studies and 4 Sample surveys conducted covering areas like prices of fish and fishing equipment; Creating database on available meat by-products and feed, forage and concentrates consumed by livestock in Manipur; Seed rates of crops other than those covered by the Ministry of Agriculture & Farmers' Welfare) and yield and prices of crops; Collection of information on health from Private Medical Hospital/Clinic in Manipur, 2016; Land Use Statistics (LUS); Economics conditions of Livestock farmers; Availabilities of facilities/amenities in the Rural/ Urban areas.
- (ii) 15 publications released including Education in Manipur; Gender Statistics; Manipur in Maps; Tourism in Manipur (65th round); Land use Survey of Manipur, 2015-16; Environment Statistics Manipur, 2017; Housing Statistics Manipur, 2017; Drinking water, Hygiene and Housing conditions in Manipur; etc.

II. Capacity building of personnel of States / UTs in statistical methods/ computer skills and Statistical Applications

7 trainings conducted/ attended including:

- (i) Training on IT to Staff of DES and other Line Departments (14 batches);
- (ii) Training on the compilation and preparation of estimates of SDP at market prices;
- (iii) Training on Compilation of SDP with rural/urban, organized breakups;
- (iv) Training on the preparation of weighting diagram, selection of sample units and compilation of IIP;
- (v) Training to the staff engaged in the collection, compilation and analysis of statistical data;
- (vi) Training on management for officers;
- (vii) Training on specific softwares.

III. Creation of awareness amongst respondents, users, producers, etc. on importance of statistics and participation in statistical surveys & studies


- (i) Meeting with DES and officials of line departments and another meeting with Centre for Study of Social Exclusion & Inclusive Policy held.
- (ii) Awareness programmes for the activities of DES conducted. These are:
 - a) Block level awareness programmes in 36 blocks.
 - b) State level awareness programme.
 - c) 15 min documentary on Manipur State Strategic Statistical Plan (MASSSP) aired on local TV network (ISTV) for 15 days.
 - d) 15 min documentary on awareness programmes aired on local TV network (ISTV) for 15 days.

IV. Enabling IT environment

- (i) Desktops, MFD, Laser Printers and 2 Software procured.
- (ii) Database creation in 5 Departments completed.

V. Physical Infrastructure

- (i) Construction of Building [Administrative Block with Auditorium & Hostel] completed.



2.14 Meghalaya

I. Compilation of core indicators and data bases

- (i) Data collection/ creation of Geo-Database for Jhum/ Bun cultivation has been started by Soil

and Water Conservation Department, Govt. of Meghalaya.

- (ii) Framing of methodologies and baseline survey on identified indicators for data collection and compilation of data for monitoring the Sustainable Development Goals (SDGs) has been completed. Meghalaya Basin Management Agency (MBMA) under the Planning Department, Govt of Meghalaya has submitted the completion report.
- (iii) Compilation of the First Socio-Economic Review of Meghalaya has been completed and the report has been brought out by the DES.

II. Capacity building of personnel of States / UTs in statistical methods/ computer skills and Statistical Applications

Following trainings/ workshops have been conducted:

- (i) Training by NIELIT, Shillong on Information and Communication Technology;
- (ii) A one-day workshop/ training programme on the UN National Quality Assurance Framework (NQAF) for the statistical personnel of DES and the Line Department of the State Govt;
- (iii) A three-day workshop/ training programme on STATA on analyzing unit-level data of NSS for the officers of DES;
- (iv) A one-week training programme in collaboration with NESAC on Remote Sensing/ GIS application in improving the statistical system;
- (v) 6 DES officers have performed the exposure visit to DES, Gujarat.

III. Creation of awareness amongst respondents, users, producers, etc. on importance of statistics and participation in statistical surveys & studies

- (i) DES observed National Statistics Day on the 29th June, 2022 by conducting a programme through the use of public information systems, print media and audio broadcast on the theme of GoI i.e. *“Data for Sustainable Development”* including a quiz programme for students and district dignitaries.

IV. Enabling IT environment


- (i) The STATA software has been purchased which enables the DES for extracting and analyzing unit-level data of NSSO.
- (ii) Desktops, laptops, tablets, photocopier machine and projector have been procured by DES.

2.15 Mizoram

I. Compilation of core indicators and data bases

- (i) For decentralized planning and localizing Sustainable Development Goals, ‘GIS-based village/ locality profile 2017 -18’ prepared. A local-level survey covering 233 parameters in 13 sectors was conducted. The GIS-based and web-based village/locality profile has been launched and the village profile has been released.
- (ii) BPL Baseline Survey 2016 was conducted to bring out a rationalized BPL list of the State to identify BPL households/ Families in every village/ locality.

- (iii) Digitization of Births & Deaths records done.



- (iv) Statistical and Economic Publications, namely, Statistical Handbook (2018), Statistical Abstract (2017), and Statistical Bulletin (Quarterly) upto March, 2019 have been published.
- (v) Marriage Statistics (2017-18); Disaster Statistics (2012-17); “Socio-Economic Development & Planning in Mizoram during the Five-Year Plan Period” have been published.

II. Capacity building of personnel of States / UTs in statistical methods/ computer skills and Statistical Applications

- (i) State and District level workshops conducted for capacity development of NSSO Enumerators, Subordinate Statistical personnel, Statistical Officers, Head of Departments etc. covering areas like Fiscal variables & indicators, Agriculture, demography, Industrial Statistics, Price statistics, education, employment, etc.
- (ii) ‘District Profile’ covering basic data of various parameters published for every district.
- (iii) Training workshops on Consumer Price Index and Wholesale Price Index conducted.

III. Enabling IT environment

- (i) All District Offices furnished with Computers & Laptops and all 8 District Education Offices computerized & provided internet facilities. With the help of this, Annual Statistical Publications were brought out in time.

IV. Physical Infrastructure

- (i) Construction of DES Headquarters and 5 District Research Offices (Serchhip, Kolasib, Champhai, Mamit and Lawngtlai) completed.

2.16 Nagaland

I. Compilation of core indicators and data bases

- (i) Survey on Hotels & Restaurants has been completed and the report published.
- (ii) Survey on Local Bodies Accounts has been completed and the report published.
- (iii) Survey on the compilation of Local/ Block level Statistics for Local Level Planning has been completed and the report published.
- (iv) Listing and Census of industrial units, construction of weighting diagram and compilation of IIP have been completed. Data is available on www.statistics.nagaland.gov.in.
- (v) The State Indicator Framework (SIF) of SDGs having a total of 125 indicators for monitoring the progress of SDGs has been finalized.
- (vi) To study the existing data gaps and work out a mechanism to bridge the data gaps for monitoring the SDGs indicators, collection of waste data from all the Municipalities across the State, data entry, analysis and tabulation and report writing have been completed.

II. Capacity building of personnel of States / UTs in statistical methods/ computer skills and Statistical Applications

Following Training Programmes have been conducted:

- (i) Skill Upgradation, management and leadership training;
- (ii) Use of ICT in data collection and Statistical Analysis;
- (iii) Foundation training on basic statistical tools for data analysis;
- (iv) Training of trainers for Statistical Data Analysis;
- (v) Training on Sample Survey Techniques;
- (vi) Training on the estimation of SDP and DDP;
- (vii) Orientation training on social statistics including vital statistics;
- (viii) Training on basics Economic Concepts & Theory;
- (ix) Training on Computer Applications for Data Analysis;
- (x) Training on Sample Survey Techniques;
- (xi) Training on Social Statistics;
- (xii) Training on Demographic and Vital Statistics.

III. Creation of awareness amongst respondents, users, producers, etc. on importance of statistics and participation in statistical surveys & studies

- (i) Development of the Price Data Collection module and the Village Data Collection module has been completed and submitted for launching of the online portal.
- (ii) State Level Thematic Seminars have been completed with the following objectives:
 - a) To promote awareness amongst data providers on the importance of reliable statistics;
 - b) Generate rational feedback from data users to improve the data collecting mechanism;
 - c) To create awareness of the data required in the changing socio-economic environment;
 - d) Enhance collaboration of various stakeholders for efficient statistical data flow.

IV. Development / Creation of web-based software portals / applications for online collection and dissemination of data / information

- (i) Statistical software module for data collection of IIP has been launched.

V. Enabling IT environment

- (i) Eleven HP workstations, five laptops, one copier and one KVA online UPS with external battery have been procured.

2.17 Odisha

I. Compilation of core indicators and data bases

- (i) 6 types of studies have been conducted for improving rates and ratios to be used for the estimation of GSDP/DDP etc.
- (ii) Development of weighting diagram for calculation of CPI at District level has been completed.
- (iii) Development of Methodology on:
 - (a) Quarterly GSDP in consultation with MoSPI,
 - (b) Capital formation on private sector and
 - (c) Environment/ Disaster statistics with meetings/ workshops, reports/ publications, printings etc. has been completed.
- (iv) Collection and compilation of unit-level data of censuses/ surveys, administrative data for use in Data bank/database and reports have been completed.

II. Development / Creation of web-based software portals/ applications for online collection and dissemination of data/ information

- (i) Development of Application software on Price Statistics completed.

III. Capacity building of personnel of States / UTs in statistical methods/ computer skills and Statistical Applications

- (i) 94 trainings conducted for capacity building at State/ District level.
- (ii) Development of training material/ modules, video content, etc. done.

IV. Creation of awareness amongst respondents, users, producers, etc. on importance of statistics and participation in statistical surveys & studies

- (i) 15 meetings/ workshops with stakeholders for dissemination of data, publicity measures, etc. conducted.
- (ii) 7 meetings held for the development of statistical infrastructure in departments.
- (iii) 10 meetings/ workshops for improvement of the methodology of GSDP, DDP and Crop Statistics including small area estimates by expert bodies conducted.

V. Enabling IT environment

- (i) Hardware equipment, Internet, broadband, lease line, etc. provided to DES Headquarters, District and Block Offices.

VI. Physical Infrastructure

- (i) Construction of Parisankhyan Bhawan and 314 Block Statistical Offices completed.
- (ii) Renovation and upgradation of DPMU/ RIPAE&S buildings completed.

2.18 Puducherry

I. Compilation of core indicators and data bases

- (i) Survey on Animal Husbandry Statistics (Dairy & Poultry) & Fisheries completed.
- (ii) State Indicator Framework for development of indicators of SDG monitoring developed.
- (iii) Crop Estimation Survey conducted.
- (iv) Draft Compendium on Environmental Statistics prepared.

II. Development / Creation of web-based software portals / applications for online collection and dissemination of data / information

- (i) Software for Business register prepared.

III. Capacity building of personnel of States / UTs in statistical methods/ computer skills and Statistical Applications

- (i) A two-day training programme on construction of CPI at U.T. and Sub-U.T. level for the officials of the DES conducted.
- (ii) A user producer dialogue (Fishermen of Mahe region) held regarding Fisheries Statistics.
- (iii) Training on Business Register.

2.19 Rajasthan

I. Compilation of core indicators and data bases

- (i) Following Type studies/ surveys completed:
 - a) Study on Banking and Insurance sector for compiling DDP estimates: To allocate the state GVA of the Banking and insurance sector to districts, a study has been conducted to prepare district indicators i.e. No. of banks and companies, branches/offices, work force and compensation of employees etc. These indicators will facilitate to estimate DDP of the sector. Prior to this, some proxy indicators were used to allocate GVA to districts;
 - b) A study on average area under crop estimation of Rabi Crops in Churu District in Rajasthan has been conducted through Satellite data for 2013-14;

- c) Study on Railways Sector for compiling district-wise workforce and salary paid to employees for use in DDP estimates (to allocate the state GVA of railway sector to districts, a study has been conducted to prepare district indicators i.e. no. of railway stations, track length, railway offices, work force and compensation of employees etc. These indicators will facilitate to estimate DDP of the sector. Prior to this some proxy indicators were used to allocate GVA to districts);
- d) A study on the estimation of district-wise input cost of major 14 crops in Rajasthan has been conducted and the final report published;
- e) Analysis of Building Construction Cost Index of Jaipur centre has been completed and released in the month of October, 2016 at DES level;
- f) Analysis of GFCF trends in Rajasthan during 1980-81 to 2014-15 for policy initiatives has been done and presented in the publication “Estimates of GFCF in Rajasthan”. Analysis of GSDP trends in Rajasthan during 1980-81 to 2015- 16 has also been done at DES level;
- g) Mapping of Villages on portal with geographical consolidation on Parliament segment/assembly constituency/District/Sub-district/Tehsil/Block/GP-wise and Census Population figures to update frequent changes in the territorial jurisdictions completed;
- (ii) Study on efficacy of Rural Development Programmes, availability of database at Block/ GP level and satisfaction level of beneficiaries conducted and report published;
- (iii) Preparation of block level database for local level development completed;
- (iv) Compilation of IIP on new base (index upto September, 2018 released);
- (v) Compilation of GSDP/DDP on new base (upto 2017-18);
- (vi) Release of district-wise ASI results completed and reports released for 2011-12, 2013-14 and 2014-15;
- (vii) Publications including Compendium of Statistics on WPI from 1957 to 2014; Compendium of Statistics on GSDP from 1980-81 to 2010-11; Compendium of Statistics on Agricultural Statistics from 1956-57 to 2014-15; Compendium of Some development statistics about Rajasthan from 1951-52 to 2014-15 released;
- (viii) e-Publications of Economic Review, Agriculture Statistics, Statistical Abstract, etc.completed and uploaded on website;
- (ix) Human Development Report of Rajasthan prepared.

IV. Development / Creation of web-based software portals / applications for online collection and dissemination of data / information

- (i) Software applications on Local Body Accounts, Pehchan (Registration of Births, Death and marriages), District Business Register, Agricultural Statistics, Twenty Point Programme, etc. developed;
- (ii) Website of DES and Portals for WPI and IIP upgraded.



Application “Pehchan” for Registration of Births, Death and Marriages

V. Capacity building of personnel of States / UTs in statistical methods/ computer skills and Statistical Applications

Training Programmes for Statistical Personnel conducted in collaboration with National and State level institutions covering following areas:


- (i) Basic Training Programme on Computer Awareness (MS Word/Excel/PPT etc.);
- (ii) Advanced Training Programme on Computer (Excel/SPSS/Access etc.);
- (iii) WPI, GSDP, ASI, IIP, NSS, Agriculture, DDP, LBA, BR etc. for Statistical Personnel;
- (iv) Capacity Building on Extensive use of IT for staff deployed in newly created BSOs and 33 DSOs;
- (v) Workshops and seminars for strengthening of key statistics for change in base year for GSDP, WPI, DDP, IIP and SDGs.

VI. Enabling IT environment

- (i) Hardware equipment (Computers/ Laptops including operating software and Windows, LCD/LED, VC equipment, Printers, Wi-Fi, ADF) provided to newly created Block Offices & Line Departments.
- (ii) Software such as SPSS, AMC (Multi user license), DTP, GIS, PMIS etc. procured.

VII. Physical Infrastructure

- (i) Construction of 32 District Statistical Office (DSOs) Buildings (out of 32, 15 are from State share), 248 Block Statistical Office (BSOs) Buildings completed.
- (ii) Construction of fully IT equipped training Hall in DES, Renovation of Library and various units/sections of DES, Arrangement of faculties and staff for Trainings undertaken through State funds.
- (iii) Telephone connectivity and other office equipment provided to newly constructed buildings.
- (iv) Renovation of EDP cell of Planning Department and DES undertaken.



2.20 Sikkim

I. Compilation of core indicators and data bases

Following surveys/ studies completed:

- (i) Study on Production of Minor forest products for the year 2014 -15;
- (ii) Survey of private schools, colleges and other private education institutions for the year 2015;
- (iii) Study on mining and quarrying (sand, stone, etc.);
- (iv) Revision in base year of CPI(IW) from 1982 to 2015-16;
- (v) Sikkim State Private Medical survey for the year 2014 -15;
- (vi) Survey on transport (passengers by private sector transporters, rental or commercial vehicles) for the year 2014;
- (vii) Study on maintenance and repair of roads, types of roads, etc.;
- (viii) Survey on Poverty Statistics;
- (ix) Hotel survey including inflow of tourists and other aspects;
- (x) Study of labourers in organized and unorganized sectors;
- (xi) Socio economic census. Data collected on type of structure, latrine, differently-abled, etc.
- (xii) Survey on manufacturing units/ industries and IIP for the years 2015-16, 2016-17 and 2017-18 with 2011-12 as the base year;
- (xiii) Type studies on health status/indicators, suicides;
- (xiv) Village profile of all villages for survey/census and local area planning.

II. Development / Creation of web-based software portals/ applications for online collection and dissemination of data/ information

- (i) Development of DES website undertaken.

III. Capacity building of personnel of States/ UTs in statistical methods / computer skills and Statistical Applications

More than 500 officials trained by various workshops/ training programmes:

- (i) Training to data producers of line departments, DESM&E and district officials;
- (ii) Capacity building of DES officials;
- (iii) In-house training to officials of PRO and ULBs;
- (iv) Induction training for officials;
- (v) Training to undertake & organize sample surveys for Type studies & NSS;
- (vi) Refresher course for mid-level and senior level officials.

IV. Creation of awareness amongst respondents, users, producers, etc. on importance of statistics and participation in statistical surveys & studies

- (i) To promote timeliness, accuracy & level of response and engagement of consultants /

consultancy firms, 12 meetings with HODs/Statistical cells/line departments, 11 interactive sessions, 4 IEC activities were held for sensitization and generating awareness on the importance of Statistics.

- (ii) Establishment of Sikkim Statistical System Development Agency (SSSDA) was done for implementation of ISSP.

V. Enabling IT environment

- (i) Desktop, Printers, Scanner/Copier, Servers, Laptops/Tablets and other equipment provided to DESM&E (HQ), District Statistical Offices and Statistical cells.
- (ii) For computerization of DESM&E HQ and DSOs, application software and accessories (antivirus, MS Office, WAN, Multimedia equipment etc.) installed.
- (iii) For development of IT ambience and infrastructure, multimedia systems and other equipment and accessories provided.

VI. Physical Infrastructure

- (i) Construction of DESM&E building at Sokeythang, Gangtok.
- (ii) District Statistics Office (DSO) buildings at Mangan and Gyalshing completed.



2.21 Tamil Nadu

I. Compilation of core indicators and data bases

A number of studies conducted including the following:

- (i) A study on Health hazards due to Leather Industries in Dindigul district;
- (ii) A study on socio-economical condition of pottery workers in Sivagangai district;
- (iii) A study on arrival of tourist in Hogenakkal Dharmapuri district;
- (iv) A study on tourist arrival to Meenakshi Amman temple in Madurai district;
- (v) A study on changing cropping pattern in Thanjavur district;
- (vi) A study on infrastructure in Tiruppur Railway Station.

II. Development / Creation of web-based software portals/ applications for online collection and dissemination of data / information

- (i) Development of Common Survey Application Framework/ Software for collection of data of 24 schemes facilitating online data transmission from field offices implemented.

III. Capacity building of personnel of States / UTs in statistical methods/computer skills

and Statistical Applications

- (i) 4 training programmes (2 batches) conducted for personnel of DES and Line Departments.

IV. Creation of awareness amongst respondents, users, producers, etc. on importance of statistics and participation in statistical surveys & studies

- (i) 6 Regional level data user conferences have been undertaken.

V. Enabling IT environment

- (i) Laptops and Tablets provided to officers and field staff of DES, for online data transmission.

VI. Physical Infrastructure

- (i) Construction of an additional building for DES Headquarters, 2 Regional Offices, 11 District Offices, 29 Divisional Offices and 227 Block Offices completed. Furniture, IT infrastructure and network connectivity were given to all these Offices.



Regional Office, Sadan

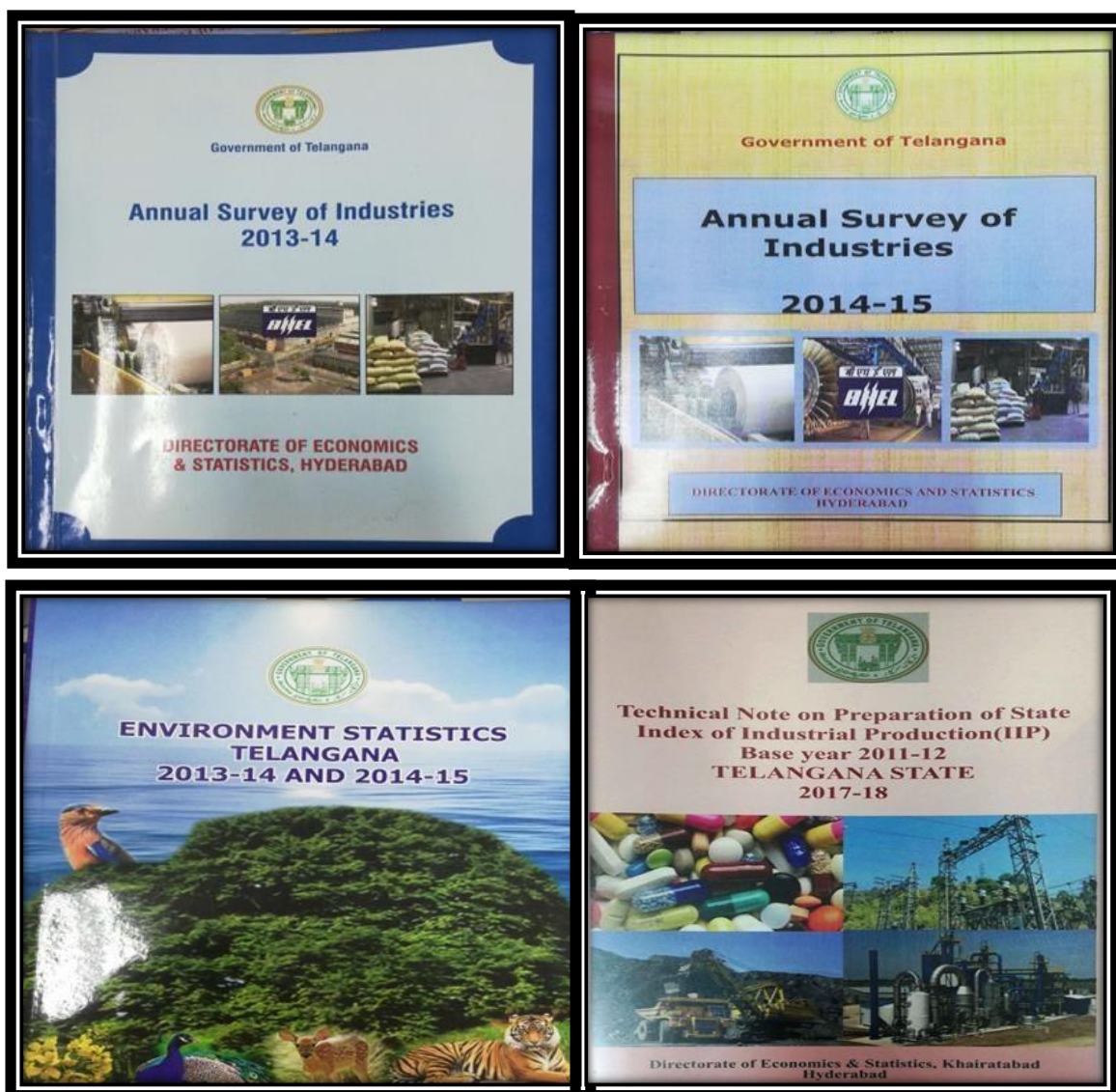
Block Statistical Office, Sakkottai- Sivagangai

2.22 Telangana

I. Compilation of core indicators and data bases

- (i) Compilation of Consumer Price Index (CPI) for Rural, Urban and Combined completed and is being released regularly with effect from January, 2018.
- (ii) Working Class Family Income and Expenditure Survey of CPI (IW) for shifting Base Year from 2001 to 2015 undertaken.
- (iii) Annual Survey of Industries of registered manufacturing units completed and results released for 2013-14 and 2014-15 based on pooling results of both State and Central samples.
- (iv) Study on rates and ratios for Income Accounting in the Fisheries Sector conducted.

- (v) Index of Industrial Production (IIP) on the revised base of 2011 – 12 compiled.



- (vi) Collection of data related to compilation of compendium on environmental statistics from various sources for 2013-14 & 2014-15. Compendium published.
- (vii) A comprehensive database ‘Statistics for Local Area Planning (SLAP)’ at village level in rural areas and ward level in urban areas created.

VIII. Capacity building of personnel of States / UTs in statistical methods /computer skills and Statistical Applications

- (i) 115 training programmes conducted for capacity building of Statistical Personnel.

IX. Enabling IT environment

- (i) Desktops, Laptops, Printers and servers have been provided to the Directorate and other Offices.

X. Physical Infrastructure

- (i) Construction of new building for Telangana State Statistical Training and Research Institute (TSSTRI) and additional accommodation to the DES completed.



Telangana State Statistical Training and Research Institute (TSSTRI)

2.23 Tripura

I. Development / Creation of web-based software portals/ applications for online collection and dissemination of data / information

- (i) Development/ customization of web-based State Statistical Portal completed.

II. Capacity building of personnel of States/ UTs in statistical methods/computer skills and Statistical Applications

- (i) 60 personnel of DES & line departments were imparted Induction/ Refresher Training in 2 batches.
- (ii) 85 personnel of DES & line departments were imparted training on GSDP / Price Statistics, SDGs in 5 batches.

III. Creation of awareness amongst respondents, users, producers, etc. on importance of statistics and participation in statistical surveys & studies

- (i) 8 workshops conducted with users of data and other stakeholders for review of existing statistical products and for identification of new statistical products in Tripura.
- (ii) A two day State Level Workshop on SDGs conducted as part of **Azadi ka Amrit Mahotsav**.

2.24 Uttarakhand

I. Compilation of core indicators and data bases

Following surveys/ studies/ compilations have been completed:

- (i) Study to develop a methodology for the estimation of district level poverty based on data sets available from various sources including different rounds of National Sample Surveys and National Family Health Surveys;
- (ii) Survey/ study on environmental statistics and valuation of ecosystem services particularly the forest resource account;
- (iii) Survey Report on Import – Export of all the commodities in Uttarakhand;
- (iv) Time Use Survey conducted in 2016 to understand the time utilisation pattern of men and women in Uttarakhand in biological, social, economic and recreational activities and to assess the burden of women in domestic and caring activities;
- (v) 12 pilot studies on disaster, organic farming, hill agriculture, quality of education, health & pharmaceuticals care, the core competency of skills, Women participation & drudgery status in hill districts, the status of tourism and hospitality education, the role of FI in the rehabilitation, learning outcome of school education, possibilities of alternative livelihoods, tourism supply chain management & economic effect of climate change on nature-based tourism;
- (vi) Study on the development of composite indicators to measure the backwardness of districts of the State;
- (vii) Preparation of Satellite Accounts for Tourism, Education and Health Sectors;
- (viii) Preparation of IIP of the manufacturing sector including sample and census survey;
- (ix) Study on development of Food and Nutritional Insecurity Atlas of the State;
- (x) Study on Economics of Milk Production (Input/ Output Component), Estimation of Mortality Rate of Livestock and Effect of Artificial Insemination by Animal Husbandry Department of the State Government;
- (xi) Construction of Sustainable Development Goals (SDGs) index and Monitoring framework to know the progress of different SDGs implementation;
- (xii) Study on development of business opportunity and core competency cluster mapping;
- (xiii) Study related to the burden of Diseases on Hospitals in Major Districts of Uttarakhand;
- (xiv) Market Survey and data collection for CPI (Urban/Rural/Combined).

II. Development / Creation of web-based software portals/ applications for online collection and dissemination of data/ information

- (i) Development of 8 modules related to CPI, wages index, local bodies, PIS (personal data of employees), IIP, village level basic data, MPR of departmental works and MPR of Rural Development works have been completed.

III. Capacity building of personnel of States / UTs in statistical methods/computer skills and Statistical Applications

- (i) 130 trainings for capacity building have been completed including the following:
 - a) Survey Methodology and Field Data Collection for empaneled unemployed youth;
 - b) Training on Environmental Statistics, Construction of SEPI and Green Accounting;
 - c) Training on “Fiscal Variables and Budget Analysis” for DES officials at ASCI Hyderabad;
 - d) Departmental refresher training;
 - e) Ministerial staff training on Accounting and Establishment issues;
 - f) Training in Computer Skills (Advance Excel and Statistical Software);
 - g) Training on SDGs at ASCI, Hyderabad;
 - h) Training on SDGs at district and block level.
- (ii) 14 workshops on SDGs have been conducted.

2.25 Uttar Pradesh

I. Development / Creation of web-based software portals/ applications for online collection and dissemination of data/ information

- (i) Data entry modules for price & wages, ASI, IIP, local bodies data, CDMPR and budget classification developed.
- (ii) 1 module on village statistics developed by NIC.
- (iii) Development of a GIS-based State Statistical Portal (*a portal from where one can get state-level data on 20 core statistics identified by NSC*).

II. Capacity building of personnel of States / UTs in statistical methods/ computer skills and Statistical Applications

- (i) 500 personnel have been trained in data collection, sampling techniques, use of software packages, etc.
- (ii) 109 personnel of DES & line departments were imparted Induction/ Refresher Training.
- (iii) 16 personnel of DES & line departments were imparted Specialized Training on statistical procedure/ methods in reputed institutes.




III. Creation of awareness amongst respondents, users, producers, etc. on importance of statistics and participation in statistical surveys & studies

- (i) 1 workshop held with stakeholders/data users for review of existing statistical products and for identification of new statistical products needed to be developed in the near future.
- (ii) Digitalization of old statistical handbooks/ publications/ reports undertaken.

2.26 West Bengal

I. Compilation of core indicators and data bases

- (i) Surveys on Labour and employment to estimate the total labour force and to estimate employment by different sectors has been completed.
- (ii) Study in respect of fodder crops for estimating the area under cultivation, production of fodder crops and to estimate Gross value of output due to fodder crop production has been completed.
- (iii) Survey on old age pension, widow pension, and disability pension to adjudge the social impact of pension under different sectors, to examine whether the pension is disbursed in time and formulation of strategy for better policy implementation has been completed.
- (iv) Survey on transaction of minor minerals to identify location of the extraction and the local wholesale market of different types of minor minerals and to estimate Gross Value Output due to production of minor minerals has been completed.



II. Development / Creation of web-based software portals / applications for online collection and dissemination of data / information

- (i) Application software on Industrial Production (IIP), Crop Cutting Experiments (CCE), Staff Census and Twenty Point Programme developed.
- (ii) Data entry software for employment – unemployment survey & data of farm activities and Application software for CPI, ASI, State at a glance and District Statistical Handbook developed from State funds.

III. Capacity building of personnel of States / UTs in statistical methods / computer skills and Statistical Applications

- (i) Trainings provided to 80 officers on Advanced Computer Skills and 400 staff members on Basic Computer Skills.
- (ii) Trainings also provided on advanced statistical analysis to 80 officers.

IV. Enabling IT environment

- (i) PCs with UPS, antivirus and office application for the Headquarters provided

- (ii) PCs and printers for districts provided.
- (iii) For smooth implementation of e-networking, IT friendly furniture and fixtures installed in all districts.

V. Physical Infrastructure

- (i) Construction of District Statistical Offices (DSOs) completed in 11 Districts (Alipurduar, Bankura, South Paraganas, Malda, Purba Bardhaman, Nadia, Paschim Medinipur, North 24 Parganas, Birbhum, Dakshin Dinajpur, Bankura and Purulia).



DSO, Nadia



DSO, Bankura



DSO, Birbhum

3. Catalogue of Surveys/ Studies completed under SSS

S.No.	State / UT	Name of Study / Survey/ Activity	Sector
1.	Andhra Pradesh	Study on Yield estimation of emerging crops	Agriculture
2.	Andhra Pradesh	Report on yield estimation for emerging crops and green leafy vegetables and basic irrigation register	Agriculture
3.	Assam	Study on the estimation of Gross Fixed Capital Formation (GFCF)	Agriculture
4.	Gujarat	Study on benefit accrued to women farmers as Kisan credit card Holders	Agriculture
5.	Gujarat	Estimation of changes of Income and Cost of Production owing to Changes in Inputs and Hybrid Seeds for major Crops of Gujarat	Agriculture
6.	Kerala	Cost of Cultivation Survey-Conduct one sample survey in 23 talukas of the State, the survey will cover the crops, paddy, banana, coconut, tapioca, pepper, ginger and turmeric.	Agriculture
7.	Kerala	Crop Area and Production Estimates	Agriculture
8.	Manipur	Economic condition of livestock farmers	Agriculture
9.	Manipur	Seed rates of crops other than those covered by MoAg. & yield & prices of crops	Agriculture
10.	Meghalaya	Creation of Geo-Database for Jhum/ Bun cultivation by Soil and Water Conservation, Govt. of Meghalaya.	Agriculture
11.	Mizoram	Crop cutting experiments	Agriculture
12.	Rajasthan	Avg. area under crop estimation of Rabi crops in Churu district through satellite data for 2013-14	Agriculture
13.	Rajasthan	Report on Input items of principal Crops of the State for Agriculture estimation	Agriculture
14.	Rajasthan	Analysis of GFCF/GSDP trends in Rajasthan for policy initiatives	Agriculture
15.	Tamil Nadu	Demand for minor millets in Dharmapuri district	Agriculture
16.	Tamil Nadu	Jasmine cultivation and its market potentials in Madurai district	Agriculture
17.	Tamil Nadu	Study on Coir production in Salem district	Agriculture
18.	Tamil Nadu	Study on Turmeric marketing in Erode district	Agriculture
19.	Tamil Nadu	Study on Grape cultivation in Theni District	Agriculture
20.	Tamil Nadu	Study on changing cropping pattern Thanjavur	Agriculture

S.No.	State / UT	Name of Study / Survey/ Activity	Sector
		district	
21.	Tamil Nadu	Study on cut flower in Krishnagiri district	Agriculture
22.	Tamil Nadu	Study on Canegur production in Virudunagar district	Agriculture
23.	Uttar Pradesh	Estimation of sub-State level estimates by using small area estimation technique.	Agriculture
24.	Uttar Pradesh	Mapping and Acreage Estimation of select fruit Crops at Block Level Using Remote Sensing & GIS Techniques.	Agriculture
25.	Uttar Pradesh	Benchmark Survey for area and production estimate of Horticultural Crops.	Agriculture
26.	West Bengal	Study in respect of Fodder crops	Agriculture
27.	Himachal Pradesh	Compilation of Building Construction Cost Index for the quarter ending June, 2018, September, 2018, December, 2018 and March, 2019.	Construction
28.	Rajasthan	Analysis of Building construction cost index of Jaipur center	Construction
29.	Sikkim	Study on maintenance and repair of road, type of roads	Construction
30.	Mizoram	Collection of data on Disaster Statistics	Disaster Management
31.	Gujarat	Study on accessibility of drinking water and its impact on drudgery among rural women in Gujarat	Drinking Water
32.	Himachal Pradesh	Economic Survey of Himachal Pradesh (Budget Document) for 2021-22	Economic Statistics
33.	Uttarakhand	Study on development of business opportunity and core competency cluster mapping	Economic Statistics
34.	Assam	Survey of the Educational Attainment of People in the riverine areas (chars) of River Brahmaputra	Education
35.	Gujarat	Study on improvement in Girl Education level as a result of the cycle distribution program.	Education
36.	Gujarat	Study on Enrolment and Educational attainment of children with special needs	Education
37.	Himachal Pradesh	Satellite account for Education sector	Education
38.	Sikkim	Collection of data from private schools, colleges and other private education institutions	Education
39.	Andhra Pradesh	Conduct of Employment and Unemployment surveys	Employment

S.No.	State / UT	Name of Study / Survey/ Activity	Sector
40.	Gujarat	Employment-Unemployment survey	Employment
41.	Rajasthan	Study on Railways sector for compiling district-wise work force and salary paid to employees for use in DDP estimates.	Employment
42.	Sikkim	Study of labourers in the organised and unorganised sectors	Employment
43.	West Bengal	Labour and Employment Statistics	Employment
44.	Karnataka	Compilation of Environmental Accounts	Environment
45.	Odisha	Methodology on environment/ disaster statistics with meetings/ workshops, reports/ publications, printings etc.	Environment
46.	Andhra Pradesh	Compendium of Environment statistics	Environment
47.	Telangana	Compilation of Compendium on Environmental statistics	Environment
48.	Uttarakhand	Survey/study on environmental statistics and valuation of ecosystem services particularly the forest resource account	Environment
49.	Andhra Pradesh	Study on Rates and Ratios of Fisheries Sector prepared by the Centre for Economic and Social Studies (CESS), Hyderabad	Fisheries
50.	Assam	Study on subsistence fishing for updating rates and ratios used in GSDP estimation	Fisheries
51.	Manipur	Variety-wise and grade-wise prices of fish and fishing equipment	Fisheries
52.	Telangana	Conduct of study on Rates and Ratios of Fisheries Sector	Fisheries
53.	Sikkim	Study on the production of minor forest products	Forestry
54.	Uttar Pradesh	Survey on the plywood/khair industry-to know the quantity of raw material consumed by it are sourced through U.P. forest.	Forestry
55.	Gujarat	Impact Assessment of various social welfare Schemes to women headed/ Single women households	Governance
56.	Himachal Pradesh	Public Affair Index 2017-18	Governance
57.	Himachal Pradesh	District Good Governance Index (DGGI)-2021	Governance
58.	Puducherry	State Indicator Framework for development of indicators of SDG monitoring	Governance
59.	Assam	Survey of the Nutritional Status of Children in selected districts of state	Health

S.No.	State / UT	Name of Study / Survey/ Activity	Sector
60.	Himachal Pradesh	Satellite Account for Health Sector	Health
61.	Himachal Pradesh	Study on the assessment of three blocks under the Anemia Free Himachal Campaign	Health
62.	Maharashtra	Adhoc survey on the impact of Covid-19 on health, education and livelihood of people in the State conducted during August-September, 2021 and important indicators published in Economic Survey Maharashtra (ESM) 2021-2022	Health
63.	Manipur	Collection of data health from Health practitioners and Hospitals in private sectors	Health
64.	Meghalaya	Framing of methodologies and baseline survey on identified indicators for data collection and compilation of data for monitoring the Sustainable Development Goals (SDGs)	Health
65.	Nagaland	Development of State Indicator Framework (SIF) of SDGs having a total of 125 indicators for monitoring the progress of SDGs	Health
66.	Nagaland	Collection of waste data from all the Municipalities across the State, data entry, analysis and tabulation to study the existing data gap and work out a mechanism to bridge the data gap for monitoring the SDGs indicators	Health
67.	Sikkim	Collection of data from private Health and legal entities/ services	Health
68.	Tamil Nadu	Study on Health hazards due to Leather Industries in Dindigul district	Health
69.	Uttarakhand	Burden of Diseases on Hospitals in Major Districts of Uttarakhand	Health
70.	Andhra Pradesh	Conduct of Surveys for Improvement of Housing Statistics (Collection of Data on Prices of Building material and wages of construction labour in all districts for the year 2013-14 and 2014-15)	Housing
71.	Andhra Pradesh	Compilation of report on Housing & Building Statistics	Housing
72.	Kerala	Housing Statistics- a detailed spatial survey for ascertaining the qualitative and quantitative shortage in housing sector	Housing
73.	Uttar Pradesh	Study on estimation on rent on dwellings-Rural and Urban	Housing

S.No.	State / UT	Name of Study / Survey/ Activity	Sector
74.	Gujarat	District Human Development Reports	Human Development
75.	Andhra Pradesh	Annual Survey of Industries 2014-15 and 2015-16	Industrial Statistics
76.	Andhra Pradesh	Quick Survey for the years 2017-18 and 2018-19 (Industrial units having more than 100 workers)	Industrial Statistics
77.	Andhra Pradesh	Conduct of Survey of Industries for the year 2014-15	Industrial Statistics
78.	Gujarat	District level analysis of industrial production in Gujarat on the basis of annual survey of Industries.	Industrial Statistics
79.	Himachal Pradesh	IIP for quarter ending June, 2018 to March, 2022	Industrial Statistics
80.	Himachal Pradesh	Annual Survey of Industries (residual sample) for 2019-20.	Industrial Statistics
81.	Himachal Pradesh	Updated Business Frame up to 31st March, 2019.	Industrial Statistics
82.	Nagaland	Listing and census of industrial units, construction of weighting diagram and compilation of IIP	Industrial Statistics
83.	Rajasthan	Compilation of IIP on new base	Industrial Statistics
84.	Rajasthan	Release of district wise ASI results for 2011-12, 2013-14 and 2014-15	Industrial Statistics
85.	Sikkim	Survey of Industries units for IIP	Industrial Statistics
86.	Telangana	Conduct of Annual Survey of Industries (Registered)	Industrial Statistics
87.	Telangana	Compilation of IIP	Industrial Statistics
88.	Tamil Nadu	The performance of Tiruppur Knitwear industrial units	Industrial Statistics
89.	Uttarakhand	IIP of manufacturing sector (including sample and census survey)	Industrial Statistics
90.	Andhra Pradesh	Preparation and maintenance of Basic Irrigation Register	Irrigation
91.	Gujarat	Study on food security programme with respect to irrigation facilities made available by Narmada canal	Irrigation
92.	Manipur	Collection of land use data as per new classification	Land Use

S.No.	State / UT	Name of Study / Survey/ Activity	Sector
93.	Gujarat	Estimating value of consumption of feed and fodder in milk production in Gujarat (NDDB)	Livestock
94.	Manipur	Creating database on available meat by products and feed, forage and concentrates consumed by livestock in Manipur	Livestock
95.	Mizoram	Types studies on Livestock	Livestock
96.	Puducherry	Survey on Animal Husbandry Statistics (Dairy & Poultry) & Fisheries	Livestock
97.	Uttarakhand	Estimation of mortality Rate of livestock	Livestock
98.	Uttarakhand	Effect of Artificial insemination in Uttarakhand	Livestock
99.	Andhra Pradesh	Collection of Local Level Statistics (Village level database on various parameters for preparation of Micro level planning for 2013-14 and 2014-15)	Local Level Statistics
100.	Gujarat	Village amenities survey	Local Level Statistics
101.	Kerala	Survey on Local level Statistics (BSLLD)	Local Level Statistics
102.	Manipur	Collection of data (Availability of facilities and amenities) in rural/urban areas	Local Level Statistics
103.	Mizoram	GIS based Village Profile	Local Level Statistics
104.	Nagaland	Survey on Local Bodies Accounts	Local Level Statistics
105.	Nagaland	Survey on the compilation of Local/ Block level Statistics for Local Level Planning	Local Level Statistics
106.	Odisha	Collection and compilation of unit-level data of censuses/ surveys, administrative data for use in Data bank/database	Local Level Statistics
107.	Rajasthan	Preparation of Block Level Database for local level Development (Population, Health and Education institutions, Agriculture, Irrigation, Industries, Livestock & Basic amenities etc.)	Local Level Statistics
108.	Rajasthan	Mapping of villages on portal with geographical consolidation on Parliament segment/Assembly constituency/District/Sub-district/Tehsil/Block/Gram Panchayat wise and Census Population figures to update frequent changes in the territorial jurisdictions	Local Level Statistics
109.	Sikkim	Spatial mapping, village profile of all villages for	Local Level

S.No.	State / UT	Name of Study / Survey/ Activity	Sector
		Survey/Census and local area planning	Statistics
110.	Mizoram	Types study on mining	Mining
111.	Sikkim	Study on mining and quarrying (sand, stone, etc.)	Mining
112.	West Bengal	Study on transaction of Minor minerals	Mining
113.	Himachal Pradesh	Compilation of CPI at district level (Urban and Rural) upto October 2022	Price Statistics
114.	Kerala	New series of Consumer Price Index (R/U/Combined)	Price Statistics
115.	Odisha	Development weighting diagram for CPI for calculation of CPI at the district level	Price Statistics
116.	Sikkim	Developing estimates for changing the base year of CPI and family living survey of industrial workers	Price Statistics
117.	Telangana	Compilation of Consumer Price Index numbers for Rural, Urban and Combined	Price Statistics
118.	Telangana	Working Class Family Income and Expenditure Survey of CPI (IW) shifting of base year from 2001 to 2015 is completed	Price Statistics
119.	Uttarakhand	Market Survey and data collection for CPI (Urban/Rural/combined)	Price Statistics
120.	Tamil Nadu	Study on infrastructure in Tiruppur railway station	Railway
121.	Gujarat	Study on school sanitation facilities and its impact on Girl child Education at the upper primary level.	Sanitation
122.	Gujarat	Study on sanitation facilities in rural area of Gujarat and its impact on health related issues faced by women	Sanitation
123.	Himachal Pradesh	Study on Open Defecation Free (ODF) HP under Swachh Bharat Abhiyan	Sanitation
124.	Chhattisgarh	Reports on district-wise/sub-district-wise estimates of various parameters of NSS 71st, 72nd and 73rd rounds	Social
125.	Gujarat	Socio-economic situation in selected villages in Gujarat (Pilot study)	Social
126.	Himachal Pradesh	Compilation of Village Level Directory of all districts for the quarter December 2020	Social
127.	Meghalaya	Compilation of the First Socio-Economic Review of Meghalaya	Social
128.	Mizoram	Conduct of BPL Baseline Survey	Social
129.	Rajasthan	Human Development Report of Rajasthan	Social

S.No.	State / UT	Name of Study / Survey/ Activity	Sector
130.	Sikkim	Socio-economic census (type of structure, latrine, differently abled, assigning House No. etc.) including study of status of poverty	Social
131.	Sikkim	Type study on health status/ indicator suicides	Social
132.	Sikkim	Survey on Poverty Statistics	Social
133.	Tamil Nadu	Development of Perambalur district after bifurcation	Social
134.	Tamil Nadu	Study on displacement issues in Neyveli Lignite Corporation in Cuddalore district	Social
135.	Tamil Nadu	Study on socio economic condition of pottery workers in Sivagangai District.	Social
136.	Uttarakhand	Study to develop a methodology for the estimation of district level poverty based on data sets available from various sources including different rounds of National Sample Surveys and National Family Health Surveys	Social
137.	Uttarakhand	Development of composite indicator to measure the backwardness of districts of the State	Social
138.	Uttarakhand	Time Use Survey	Social
139.	Uttarakhand	Construction of Sustainable Development Goal (SDG) index and Monitoring framework to know the progress of different SDG implementation	Social
140.	Uttarakhand	12 pilot studies on disaster, organic farming, hill agriculture, quality of education, health & pharmaceuticals care, core competency of skills, Women participation & drudgery status in hill districts, status of tourism and hospitality education, role of FI in the rehabilitation, learning outcome of school education, possibilities of alternative livelihoods, tourism supply chain management & economic effect of climate change on nature-based tourism.	Social
141.	Uttar Pradesh	Survey to assess the status of poverty, education and health outcomes and consumption pattern in different regions of the state.	Social
142.	Uttar Pradesh	Study to assess the intra-household variations in consumption, educational and economic attainments in different categories of households.	Social
143.	Uttar Pradesh	Poverty and Social Monitoring Survey – to assess	Social

S.No.	State / UT	Name of Study / Survey/ Activity	Sector
		the status of poverty, education and health outcomes and consumption pattern in different regions of the State.	
144.	West Bengal	Study on old age pension, widow pension and disability pension	Social
145.	Andhra Pradesh	Study on Yield Rate for Animal meat by-product	State Income Estimates
146.	Andhra Pradesh	Study on Estimation of Evacuation of Rates and percentage of Dung	State Income Estimates
147.	Andhra Pradesh	Study on Estimation of Production and value of manure of Goat /Sheep and excreta of poultry	State Income Estimates
148.	Andhra Pradesh	Compilation of Mandal Domestic Product estimates for the years 2014-15 and 2015-16	State Income Estimates
149.	Andhra Pradesh	Compilation of Constituency Domestic Product estimates for the years 2014-15 and 2015-16.	State Income Estimates
150.	Andhra Pradesh	Compilation of District Domestic Product estimates for the years 2015-16, 2016-17 and 2017-18	State Income Estimates
151.	Andhra Pradesh	Compilation of rural and Urban income with new base	State Income Estimates
152.	Himachal Pradesh	Receipt and Payment Account for the year 2017-18	State Income Estimates
153.	Himachal Pradesh	Economic-cum-Purpose Classification of HP Budget 2018-19 to 2020-21	State Income Estimates
154.	Karnataka	Study on computer related services to compile GVA using selected samples so that the GVA of the state will be improved	State Income Estimates
155.	Karnataka	Methodology to analyse the annual accounts of NDCU's and autonomous institutions to streamline the flow of accounts every year by developing web enabled application	State Income Estimates
156.	Karnataka	Study to compile the estimates of Capital Formation for public and private sector. Sample Study of income estimates at Gram Panchayat level in Kodagu District	State Income Estimates
157.	Kerala	Improving the estimates of SDP-Conduct the survey to estimate the input cost rate in the forest sector and rates and ratio of animals slaughtered in the unorganized slaughter houses	State Income Estimates

S.No.	State / UT	Name of Study / Survey/ Activity	Sector
158.	Odisha	6 types of studies for improving rates and ratios to be used for estimation of GSDP/DDP etc.	State Income Estimates
159.	Odisha	Methodology on (i) quarterly GSDP developed in consultation with MoSPI and (ii) capital formation on private sector with meetings/ workshops, reports/ publications, printings etc.	State Income Estimates
160.	Rajasthan	Study on Banking and Insurance sector for compiling DDP estimates	State Income Estimates
161.	Rajasthan	Compilation of GSDP/DDP on new base	State Income Estimates
162.	Uttarakhand	Survey Report on Import–Export of all the commodities in Uttarakhand	State Income Estimates
163.	Uttarakhand	Economic Statistics of Milk production (input/output component) in Uttarakhand	State Income Estimates
164.	Uttar Pradesh	Study on interstate trade to assess value of goods imported to and exported from State	State Income Estimates
165.	Uttar Pradesh	Compilation of an IOTT table for the State economy	State Income Estimates
166.	Assam	Report on the Development of a Tourism Convenience Index for the major Tourism Destinations in the State.	Tourism
167.	Himachal Pradesh	Satellite Account for tourism Sector	Tourism
168.	Nagaland	Survey on Hotels & Restaurants has been completed and report published.	Tourism
169.	Sikkim	Hotel survey including inflow of tourist and other associated aspects	Tourism
170.	Tamil Nadu	Study on arrival of tourist in Hogenakkal Dharmapuri district	Tourism
171.	Tamil Nadu	Study on tourist arrival to Meenakshi Amman temple in Madurai district	Tourism
172.	Uttarakhand	Preparation of Satellite Accounts for Tourism, Education and Health	Tourism
173.	Andhra Pradesh	Improvement of Tourism and Transport Statistics: Study to assess the life of different vehicles	Transport
174.	Sikkim	Study on transport of passengers by private sector transporters, rental or commercial vehicles	Transport
