

TWENTY POINT PROGRAMME-2006
PROGRESS REPORT
FOR
APRIL - MARCH 2014



GOVERNMENT OF INDIA
MINISTRY OF STATISTICS AND PROGRAMME IMPLEMENTATION
SARDAR PATEL BHAWAN, SANSAD MARG,
NEW DELHI-110 001

Website: www.mospi.gov.in

CONTENTS

I. Introduction	Page No. 1
-----------------	---------------

PART-I Overall Performance Analysis

II. Progress Report	2
III. Highlights of Performance	3
Table - A: All India Performance	7
Table - B : State-wise Performance	8
Table - C : State -wise and Item-wise Performance	13

PART- II Performance Tables

Table No.	Description of Item	
1	Employment Generation - <i>MGNREG</i> Scheme	22
2(A)	Swaranjayanti Gram Swarojgar Yojana (SGSY)	23
2(B)	SC, ST, Women and Disabled Swarozgaries assisted under SGSY	25
3(A)	SHG formed under SGSY	26
3(B)	SHG to whom income generating activities provided	27
4(A)	Distribution of Waste Land to the Landless	29
4(B)	Waste Land distributed to SC, ST and others	30
5(A)	Minimum Wages Enforcement (including Farm Labour)	31
	(i) Inspections made (ii) Irregularities detected	
	(iii) Irregularities rectified	
5(B)	Minimum Wages Enforcement (including Farm Labour)	32
	(i) Claims Filed (ii) Claims Settled	
5(C)	Minimum Wages Enforcement (including Farm Labour)	33
	(i) Prosecution cases pending (ii) Prosecution cases filed	
	(iii) Prosecution cases decided	
6(A)	<i>Food Security</i> : Targeted Public Distribution System (TPDS) for AAY, APL & BPL,	34
6(B)	<i>Food Security</i> : TPDS for Antyodaya Anna Yojana (AAY) only	36
6(C)	<i>Food Security</i> : TPDS for Below Poverty Line (BPL) only	38
7	Rural Housing : Indira Awaas Yojana (IAY)	40

Contd...

Table No.	Description of Item	Page No.
8	EWS/LIG Houses in Urban Areas	42
9	<i>National Rural Drinking Water Programme (NRDWP)</i>	
9(A)	Coverage of Habitations (Partially Covered & Slipped back)	44
9(B)	Coverage of Water Quality Affected Habitations	46
10	Sanitation Programme in Rural Areas	48
11	Institutional Delivery	49
12(A)	SC Families assisted under SCA to SCSP & NSFDC	50
12(B)	SC Students assisted under Post-Matric Scholarship	52
13	Universalization of ICDS Scheme	54
14	Functional Anganwadis	56
15	Number of Urban Poor Families assisted under Seven Point Charter	58
16(A)	Afforestation- Area Covered under Plantation (Public and Forest Lands)	60
16(B)	<i>Afforestation</i> : Seedlings Planted (Public and Forest Lands)	62
17	Rural Roads Constructed under (PMGSY)	64
18	Village electrified under Rajiv Gandhi Grameen Vidyutikaran Yojana (RGGVY)	66
19	Energising Pump sets	68
20	Supply of Electricity	70

PART – III

State/UT- wise Performance	72
-----------------------------------	-----------

Annexures

Annexure – 1 : List of Twenty Points.	142
Annexure – 2 : List of 65 items to be monitored under TPP-2006	143
Annexure – 3 : List of Monthly Monitored Items.	146
Annexure – 4 : Status of receipt of targets for Monthly Monitored Items.	147
Annexure – 5 : List of items/parameters identified for appraisal.	150
Annexure – 6: List of items under TPP-2006 yet to be operationalised	151
Annexure – 7 : Abbreviations used	152

Twenty Point Programme – 2006

An Introduction

The Twenty Point Programme (TPP) was launched by the Government of India in the year 1975 and was restructured in 1982, 1986 and again in 2006. The restructured programme, known as Twenty Point Programme (TPP) – 2006, became operational with effect from 1st April 2007. The programme is meant to give a thrust to schemes relating to poverty alleviation, employment generation in rural areas, housing, education, family welfare & health, protection of environment and many other schemes having a bearing on the quality of life, especially in the rural areas.

2. The programmes and schemes under the TPP-2006 are in line with the priorities contained in the Millennium Development Goals (MDGs) of the United Nations and SAARC Social Charter. The original nomenclature, namely the Twenty Point Programme, which has been in existence for more than three decades and carries the stamp of familiarity among the people and administrative agencies, has been retained.

3. Twenty Point Programme (TPP) – 2006 originally consisted of 20 Points (**Annexure-1**) and 66 items being monitored individually by Central Nodal Ministries concerned. Up to 2007-08, out of 66 items, 22 items were monitored on monthly basis. From 1st April 2008 *Sampoorna Grameen Rojgar Yojana* (SGRY) has been merged with another item namely *National Rural Employment Guarantee Act* which has now been renamed as *Mahatma Gandhi National Rural Employment Guarantee Act* from 31st 2009. Therefore, SGRY has been dropped from the list of 66 items and only 65 items are now monitored under TPP-2006 (since 2008-09). The list of 65 items is enclosed at **Annexure-2**.

4. Out of 65 items, 20 items are being monitored on monthly basis during the period 2013-14 against the targets fixed at the beginning of financial year by the Central Nodal Ministries and State Governments (information in respect of 16 items is being collected from various States/ UTs and for remaining 4 items from the concerned Central Nodal Ministries) (**Annexure-3&4**). The remaining items under TPP-2006 are being monitored on annual basis as the information in respect of these items is made available by the concerned Central Nodal Ministries only on annual basis. These 65 items consist of 162 identified parameters. However, for the purpose of monthly performance, 20 identified parameters have been taken (**Annexure-5**).

5. Some of the schemes/programmes are yet to be operationalised by the Central Nodal Ministries concerned. These items will be monitored only after the schemes come into existence and their frequency of monitoring will also be decided later. The details of such items are available at **Annexure-6**.

6. The monitoring mechanism for TPP-2006 has been widened by including Block level monitoring in addition to District, State and Central level monitoring. Most of the States/Union Territories have constituted Block, District and State level monitoring committees. At the Centre, the progress of individual items is monitored and reviewed by the Departments/Ministries concerned. The Ministry of Statistics & Programme Implementation (MOSPI) monitors the programme/ schemes covered under TPP-2006 on the basis of performance reports received from State Governments and Central Nodal Ministries.

TWENTY POINT PROGRAMME - 2006

PART - I

OVERALL PERFORMANCE ANALYSIS

Twenty Point Programme-2006

Progress Report* – (April - March 2014)

1. This monthly progress report of Twenty Point Programme-2006 consists of two parts: **Part-I** contains an analysis of the overall performance, whereas **Part-II** deals with item-wise performance and State/UT-wise performance is shown in **Part- III** of the report
2. The report is compiled on the basis of data received from the Central Nodal Ministries and State Governments/UT Administrations. The data is received either through web enabled software developed by National Informatics Centre (NIC) Cell in this Ministry or through fax/e-mail/post. The processing of data has been done in association with NIC Cell.
3. The analysis for the period **April-March 2014** shows that the performance under **fifteen items** has been **‘Very Good’** (90% or above the targets). These items are:
 - (i) Individual Swarozgaries assisted under SGSY
 - (ii) SHGs provided Income Generating Activities under SGSY
 - (iii) Urban Poor Families assisted under Seven Point Charter
 - (iv) Pumpsets energized
 - (v) SC Families assisted under SCA to SCSP & NSFDC
 - (vi) Houses constructed under EWS/LIG
 - (vii) Seedlings planted (Public and Forest Lands)
 - (viii) Habitations Covered (Partially Covered & Slipped Back) – NRDWP
 - (ix) Area covered under Plantation (Public & Forest Lands)
 - (x) Food Security: Targeted Public Distribution System only for BPL
 - (xi) ICDS Blocks operational (Cum.)
 - (xii) Anganwadis Functional (Cum.)
 - (xiii) Road constructed under Prime minister Grameen Sadak Yojana (PMGSY)
 - (xiv) Supply of Electricity
 - (xv) Food Security: Targeted Public Distribution System only for AAY
4. There are **two** items in the category of **‘Good’** (80% to 90% of target).
 - (i) Food Security: Targeted Public Distribution System for (APL+ BPL+AAY)
 - (ii) Houses constructed under Indira Awaas Yojana (IAY)
5. The performance of **two items** has been **‘Poor’** (below 80% of target). These items are:
 - (i) SC students assisted under post matric scholarship
 - (ii) Villages electrified under Rajiv Gandhi Grameen Vidyutikaran Yojana
 - (iii) Coverage of water quality affected habitations – NRDWP
6. Some of items under TPP-2006 namely *Mahatma Gandhi National Rural Employment Guarantee Scheme (MGNREGS)*, *Self help Groups formed under SGSY*, *Sanitation Programme in Rural Area* and *Institutional Delivery* are demand driven and no targets are assigned by concerned nodal Ministries whereas for items like *Distribution of Wasteland to the landless* and *Minimum Wages Enforcement (including Farm Labour)*, concerned administrative Ministries are not in position to provide State/UT-wise targets; as such all these items are being monitored on monthly basis without any targets. The item ‘SC families assisted’ has been bifurcated and w.e.f. September 2013 is monitored on two parameters. In items where quarterly/ annual targets have been provided by the Ministries concerned, monthly targets have been worked out on prorata basis.

* Based on monthly monitored 20 Parameters.

HIGHLIGHTS OF PERFORMANCE

Sl. No.	Item	Achievement for April-March 2014
1- Employment Generated under MGNREGS.		
	(i) No. of Job cards issued	42.92 lakh *
	(ii) Employment generated	218.49 crore mandays
	(iii) Wages given	Rs.28842.83 crore
2- Swaranjayanti Gram Swarozgar Yojana (SGSY)		
	No. of Individual Swarozgaries assisted	9,77,995
3- Self help Groups		
	(i) No. of SHG formed	2,04,507
	(ii) No. of SHG to whom income generating activities provided under SGSY	4,78,000
4- Distribution of waste land to the landless		
	Land distributed	1,16,865 hectare
5- Minimum Wages Enforcement (Including Farm Labour)		
	(i) No. of Inspections made	282
	(ii) No. of Irregularities detected	15
	(iii) No. of Irregularities rectified	NR
	(iv) No. of Claims filed	NR
	(v) No. of Claims settled	NR
	(vi) No. of Prosecution cases pending	14
	(vii) No. of Prosecution cases filed	23
	(viii) No. of Prosecution cases decided	15
6- Food Security: (i) TPDS (ii) AAY (iii) BPL		
	(i) Food Security: Targeted Public Distribution System (TPDS)	445.12 lakh tonnes
	(ii) Food Security: Antyodaya Anna Yojana (AAY)	126.81 lakh tonnes
	(iii) Food Security: Below Poverty Line (BPL)	162.03 lakh tonnes
7- Rural Housing-Indira Awaas Yojana		
	No. of Houses constructed	19.76 lakh
8- EWS/LIG Houses in Urban Areas		
	No. of Houses constructed	1,40,648

0Contd.....

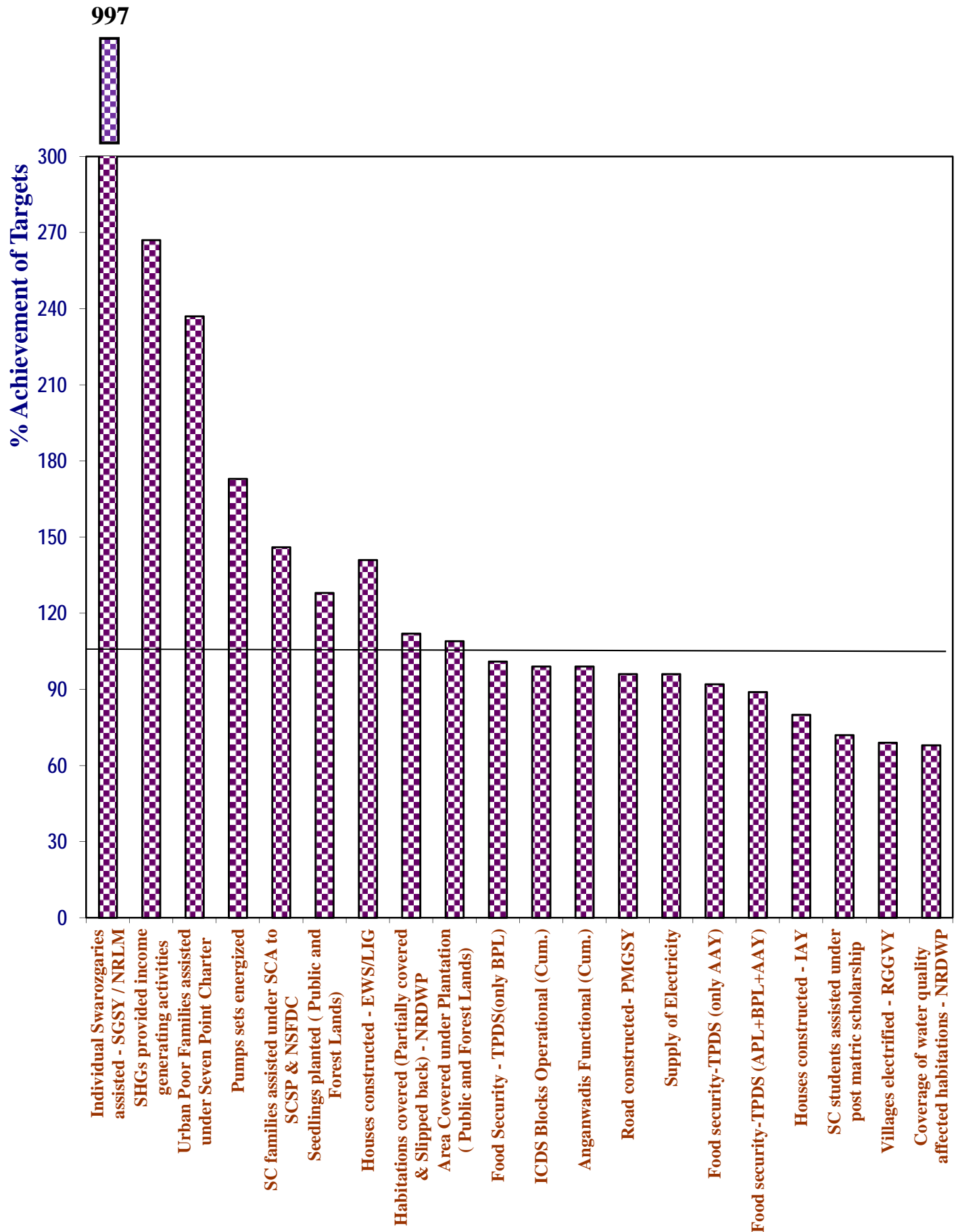
Sl. No.	Item	Achievement for April-March 2014
9-	Rural Areas. - National Rural Drinking Water Programme-(NRDWP)	
	(i) Coverage of Habitations (Partially covered & Slipped back)- (NRDWP)	1,31,016
	(ii) Coverage of Water Quality Affected Habitations – (NRDWP)	17,189
10-	Sanitation Programme in Rural Areas	
	No. of Individual household latrines constructed	41.53 lakh
11-	Institutional Delivery	
	No. of Deliveries in Institutions	163.13 lakh
12-	SC Families Assisted	
	(i) No. of SC Families assisted under SCA to SCSP & NSFDC	14.07 lakh
	(ii) No. of SC Students assisted under post matric scholarship	39.60 lakh
13-	Universalisation of ICDS Schemes	
	No. of ICDS Blocks Operational (Cum.)	6,974
14-	Functional Anganwadis	
	No. of Anganwadis Functional (Cum.)	13.39 lakh
15-	Number of Urban poor families assisted under Seven Point Charter viz. land tenure, housing at affordable cost, water, sanitation, health, education, and social security.	
	No. of Poor Families assisted	3.56 lakh
16-	Afforestation:	
	(i) Area covered under Plantation (Public and Forest Lands)	16,19,071 hectares
	(ii) No. of Seedlings planted (Public and Forest Lands)	123.04 crore
17-	Rural Road- Prime Minister Grameen Sadak Yojana (PMGSY)	
	Length of Road constructed	25,996 Kms
18-	Rajiv Gandhi Grameen Vidyutikaran Yojana (RGGVY)	
	No. of Villages electrified	2,256
19-	Energized Pumps sets	
	No. of Pumps sets energized	6,07,955
20-	Supply of Electricity	
	Electricity supplied	9.43 lakh Million Units(MU)

Note:- * Some of States are reporting cumulative performance since inception. These are now reconciled with the performance figures supplied by M/o Rural Development to set performance targets during April 2013- March 2014.

Progress report of six States and two Ministries i.e. Arunachal Pradesh, Chhattisgarh, Jharkhand, Madhya Pradesh, Mizoram and Nagaland and M/o Drinking Water & Sanitation & M/o Labour and Employment was not received till due date for the period being reported.

NR: Not Reported

ALL INDIA PERFORMANCE OF TARGET ORIENTED PARAMETERS DURING APRIL 2013- MARCH 2014



ACHIEVEMENT HIGHLIGHTS

PERFORMANCE DURING April 2013 to March 2014

The cumulative performance during April 2013 to March 2014 has been "Very Good" for 15 item(s), "Good" for 2 item(s), and "Poor" for 3 item(s).

A. "Very Good" Performance (90% or above of targets)

<u>S.No.</u>	<u>Items</u>	<u>% Achievement</u>
1	Individual Swarozgaries assisted - SGSY / NRLM	997
2	SHGs provided income generating activities	267
3	Urban Poor Families assisted under Seven Point Charter	237
4	Pumps sets energized	173
5	SC families assisted - under SCA to SCSP & NSFDC	146
6	Houses constructed - EWS/LIG	141
7	Seedlings planted (Public and Forest Lands)	128
8	Habitations covered (Partially covered & Slipped back) - NRDWP	112
9	Area Covered under Plantation (Public and Forest Lands)	109
10	Food Security - Targeted Public Distribution System (only BPL)	101
11	ICDS Blocks Operational (Cum.)	99
12	Anganwadis Functional (Cum.)	99
13	Road constructed- PMGSY	96
14	Supply of Electricity	96
15	Food security-Targeted Public Distribution system (only AAY)	92

B. "Good" Performance (80% to 90%)

16	Food security-Targeted Public Distribution system (APL+BPL+AAY)	89
17	Houses constructed - IAY	80

C. Areas of concern-where the performance is below 80%

18	SC students assisted under post matric scholarship	72
19	Villages electrified - RGGVY	69
20	Coverage of water quality affected habitations - NRDWP	68

Table - A

gets for 2013-2014 & April 2013 to March 2014 and achievements during the period April 2013 to March 2

ALL INDIA PERFORMANCE

Sl. No.	Item Description	Units	Targets	Achievements	% Achievements of Targets during April 2013-March 2014
			2013-2014	April 2013-March 2014	
1	Individual Swarozgaries assisted - SGSY / NRLM	Number	98,101	9,77,995	997
2	SHGs provided income generating activities	Number	1,78,937	4,78,000	267
3	Food Security:Targeted Public Distribution System(TPDS)	Tonnes	5,01,34,056	4,45,11,505	89
4	Food Security:Antodaya Anna Yojana(AAY)	Tonnes	1,38,19,162	1,26,80,509	92
5	Food Security:Targeted Public Distribution System (Only BPL)	Tonnes	1,60,16,575	1,62,03,409	101
6	Houses constructed - IAY	Number	24,80,715	19,76,060	80
7	Houses constructed - EWS/LIG	Number	1,00,002	1,40,648	141
8	Habitations covered (Partially covered & Slipped back) - NRDWP	Number	1,16,493	1,31,016	112
9	Coverage of water quality affected habitations - NRDWP	Number	25,345	17,189	68
10	SC families assisted - under SCA to SCSP & NSFDC	Number	9,63,006	14,07,245	146
11	SC families assisted - SC students assisted under post matric scholarship	Number	55,00,827	39,60,006	72
12	ICDS Blocks Operational (Cum.)	Number	7,045	6,974	99
13	Anganwadis Functional (Cum.)	Number	13,52,078	13,38,767	99
14	Urban Poor Families assisted under Seven Point Charter	Number	1,50,000	3,55,812	237
15	Area Covered under Plantation (Public and Forest Lands)	Hectares	14,82,375	16,19,071	109
16	Seedlings planted (Public and Forest Lands)	Number	96,34,98,000	1,23,03,92,876	128
17	Road constructed- PMGSY	Kilometer	26,950	25,996	96
18	Villages electrified - RGGVY	Number	3,251	2,256	69
19	Pumps sets energized	Number	3,52,383	6,07,955	173
20	Electricity supplied	Million Units	9,85,134	9,42,757	96

Table - B

STATE-WISE PERFORMANCE DURING April 2013 to March 2014 (PERCENT ACHIEVEMENT)

S.No.	Description	ALL INDIA	AP	ARP	AS	BI	CHHA.	DELHI	GOA
1	Individual Swarozgaries assisted - SGSY / NRLM	997	1,097	0	0	6,994	0	NA	38
2	SHGs provided income generating activities	267	3,723	0	0	199	161	NA	65
3	Food security-Targeted Public Distribution system (APL+BPL+AAAY)	89	71	99	95	84	98	89	102
4	Food security-Targeted Public Distribution system (only AAAY)	92	81	99	99	77	85	81	100
5	Food Security - Targeted Public Distribution System (Only BPL)	101	79	102	99	104	111	91	99
6	Houses constructed - IAY	80	99	4	39	101	40	NA	120
7	Houses constructed - EWS/LIG	141	279	63	44	49	182	113	NA
8	Habitations covered (Partially covered & Slipped back) - NRDWP	112	107	125	102	95	126	NA	NA
9	Coverage of water quality affected habitations - NRDWP	68	172	63	77	85	38	NA	NA
10	SC families assisted - under SCA to SCSP & NSFDC	146	42	NA	187	1,612	0	931	0
11	SC families assisted - SC students assisted under post matric scholarship	72	86	NA	0	0	479	96	0
12	ICDS Blocks Operational (Cum.)	99	103	98	100	100	100	100	100
13	Anganwadis Functional (Cum.)	99	100	99	100	100	90	99	100
14	Urban Poor Families assisted under Seven Point Charter	237	369	0	113	0	0	18	NA
15	Area Covered under Plantation (Public and Forest Lands)	109	96	4	0	317	94	70	68
16	Seedlings planted (Public and Forest Lands)	128	121	4	0	317	138	69	178
17	Road constructed- PMGSY	96	90	144	143	87	68	NA	NA
18	Villages electrified - RGGVY	69	NA	69	61	150	19	NA	NA
19	Pumps sets energized	173	282	NA	NA	190	102	NA	132
20	Supply of Electricity	96	93	94	94	96	99	100	100

NA - Not Applicable

Table - B(Contd.)

STATE-WISE PERFORMANCE DURING April 2013 to March 2014 (PERCENT ACHIEVEMENT)

S.No.	Description	ALL INDIA	GUJ	HRY	HP	J&K	JHAR.	KAR	KER
1	Individual Swarozgaries assisted - SGSY / NRLM	997	458	0	0	61	31	13	0
2	SHGs provided income generating activities	267	1,037	16	0	2	16	7	0
3	Food security-Targeted Public Distribution system (APL+BPL+AAY)	89	72	77	97	100	75	100	100
4	Food security-Targeted Public Distribution system (only AAY)	92	103	85	97	100	100	102	103
5	Food Security - Targeted Public Distribution System (Only BPL)	101	102	94	84	98	99	105	100
6	Houses constructed - IAY	80	93	34	93	81	63	113	122
7	Houses constructed - EWS/LIG	141	409	380	104	0	79	646	43
8	Habitations covered (Partially covered & Slipped back) - NRDWP	112	207	69	100	95	104	185	42
9	Coverage of water quality affected habitations - NRDWP	68	99	36	NA	0	26	72	21
10	SC families assisted - under SCA to SCSP & NSFDC	146	627	424	245	83	494	64	273
11	SC families assisted - SC students assisted under post matric scholarship	72	102	99	105	1,038	0	118	72
12	ICDS Blocks Operational (Cum.)	99	100	100	100	100	96	100	100
13	Anganwadis Functional (Cum.)	99	102	101	100	100	100	100	100
14	Urban Poor Families assisted under Seven Point Charter	237	808	409	2,615	0	73	111	230
15	Area Covered under Plantation (Public and Forest Lands)	109	112	88	101	96	16	104	52
16	Seedlings planted (Public and Forest Lands)	128	123	105	101	100	38	150	58
17	Road constructed- PMGSY	96	450	13	113	64	55	234	80
18	Villages electrified - RGGVY	69	NA	NA	0	57	19	NA	NA
19	Pumps sets energized	173	169	121	167	NA	6	282	101
20	Supply of Electricity	96	100	99	98	78	98	90	98

NA - Not Applicable

Table - B(Contd.)

STATE-WISE PERFORMANCE DURING April 2013 to March 2014 (PERCENT ACHIEVEMENT)

S.No.	Description	ALL INDIA	MP	MAH	MANI	MEGH	MIZ	NAGA	ODIS.
1	Individual Swarozgaries assisted - SGSY / NRLM	997	25	1	0	0	0	0	0
2	SHGs provided income generating activities	267	19	29	0	0	0	0	0
3	Food security-Targeted Public Distribution system (APL+BPL+AA Y)	89	92	91	94	100	95	99	95
4	Food security-Targeted Public Distribution system (only AAY)	92	74	88	99	100	93	94	102
5	Food Security - Targeted Public Distribution System (Only BPL)	101	130	104	99	100	94	100	99
6	Houses constructed - IAY	80	30	91	42	26	25	0	86
7	Houses constructed - EWS/LIG	141	62	176	229	0	0	0	0
8	Habitations covered (Partially covered & Slipped back) - NRDWP	112	115	89	101	74	58	353	159
9	Coverage of water quality affected habitations - NRDWP	68	50	64	NA	67	NA	69	60
10	SC families assisted - under SCA to SCSP & NSFDC	146	218	49	56	NA	NA	NA	97
11	SC families assisted - SC students assisted under post matric scholarship	72	0	65	0	0	NA	NA	0
12	ICDS Blocks Operational (Cum.)	99	100	100	100	100	100	100	100
13	Anganwadis Functional (Cum.)	99	100	90	93	100	100	100	99
14	Urban Poor Families assisted under Seven Point Charter	237	32	164	0	16	0	0	54
15	Area Covered under Plantation (Public and Forest Lands)	109	105	135	156	414	97	520	118
16	Seedlings planted (Public and Forest Lands)	128	105	173	156	4	93	518	119
17	Road constructed- PMGSY	96	90	102	252	112	154	154	89
18	Villages electrified - RGGVY	69	64	NA	28	70	30	24	41
19	Pumps sets energized	173	451	NA	NA	NA	NA	NA	293
20	Supply of Electricity	96	100	98	95	89	96	97	98

NA - Not Applicable

Table - B(Contd.)

STATE-WISE PERFORMANCE DURING April 2013 to March 2014 (PERCENT ACHIEVEMENT)

S.No.	Description	ALL INDIA	PUDU	PUN	RAJ	SIK	TN	TRI	UTTA.
1	Individual Swarozgaries assisted - SGSY / NRLM	997	0	0	0	0	0	0	4
2	SHGs provided income generating activities	267	0	6	0	0	0	0	7
3	Food security-Targeted Public Distribution system (APL+BPL+AAY)	89	55	75	97	104	81	103	100
4	Food security-Targeted Public Distribution system (only AAY)	92	72	95	95	106	102	98	96
5	Food Security - Targeted Public Distribution System (Only BPL)	101	60	96	100	101	101	100	101
6	Houses constructed - IAY	80	2	13	91	100	80	0	35
7	Houses constructed - EWS/LIG	141	2	0	117	31	100	531	0
8	Habitations covered (Partially covered & Slipped back) - NRDWP	112	0	79	193	45	100	1,557	91
9	Coverage of water quality affected habitations - NRDWP	68	0	6	91	NA	45	59	100
10	SC families assisted - under SCA to SCSP & NSFDC	146	186	24	107	636	43	70	101
11	SC families assisted - SC students assisted under post matric scholarship	72	30	346	124	0	107	87	99
12	ICDS Blocks Operational (Cum.)	99	100	100	100	100	100	100	100
13	Anganwadis Functional (Cum.)	99	100	100	98	100	99	100	94
14	Urban Poor Families assisted under Seven Point Charter	237	0	81	111	2,768	119	4,694	124
15	Area Covered under Plantation (Public and Forest Lands)	109	102	142	119	78	120	80	107
16	Seedlings planted (Public and Forest Lands)	128	174	175	128	80	120	80	164
17	Road constructed- PMGSY	96	NA	215	145	57	109	171	85
18	Villages electrified - RGGVY	69	NA	NA	94	NA	NA	100	NA
19	Pumps sets energized	173	192	57	257	NA	76	NA	369
20	Supply of Electricity	96	99	98	100	100	94	96	96

NA - Not Applicable

Table - B(Contd.)

STATE-WISE PERFORMANCE DURING April 2013 to March 2014 (PERCENT ACHIEVEMENT)

S.No.	Description	ALL INDIA	UP	WB	A&N	CHND.	D&N	D&D	LAKSH
1	Individual Swarozgaries assisted - SGSY / NRLM	997	0	416	111	NA	33	0	0
2	SHGs provided income generating activities	267	0	155	38	NA	131	0	0
3	Food security-Targeted Public Distribution system (APL+BPL+AAAY)	89	93	92	0	69	126	13	67
4	Food security-Targeted Public Distribution system (only AAY)	92	100	88	0	73	115	16	0
5	Food Security - Targeted Public Distribution System (Only BPL)	101	100	96	0	97	113	26	102
6	Houses constructed - IAY	80	70	63	11	NA	13	4	43
7	Houses constructed - EWS/LIG	141	6	201	NA	0	NA	0	NA
8	Habitations covered (Partially covered & Slipped back) - NRDWP	112	85	90	NA	NA	NA	NA	NA
9	Coverage of water quality affected habitations - NRDWP	68	30	91	NA	NA	NA	NA	NA
10	SC families assisted - under SCA to SCSP & NSFDC	146	41	480	NA	80	NA	NA	NA
11	SC families assisted - SC students assisted under post matric scholarship	72	0	0	NA	NA	NA	NA	NA
12	ICDS Blocks Operational (Cum.)	99	98	90	100	100	100	100	100
13	Anganwadis Functional (Cum.)	99	98	108	100	100	100	98	100
14	Urban Poor Families assisted under Seven Point Charter	237	13	1,149	NA	14	NA	0	NA
15	Area Covered under Plantation (Public and Forest Lands)	109	103	49	92	175	91	0	140
16	Seedlings planted (Public and Forest Lands)	128	121	98	91	108	233	561	164
17	Road constructed- PMGSY	96	64	115	NA	NA	NA	NA	NA
18	Villages electrified - RGGVY	69	NA	0	NA	NA	NA	NA	NA
19	Pumps sets energized	173	54	871	NA	NA	0	40	NA
20	Supply of Electricity	96	86	100	75	100	100	100	100

NA - Not Applicable

Table - C

Items in which the States/UTs performance is Very Good (90% and above),
Good (80% to 90%) and Poor (below 80%) during the period
April 2013 to March 2014

1. ANDHRA PRADESH

Very Good

Individual Swarozgaries assisted - SGSY / NRLM, SHGs provided income generating activities, Houses constructed - IAY, Houses constructed - EWS/LIG, Habitations covered (Partially covered & Slipped back) - NRDWP, Coverage of water quality affected habitations - NRDWP, ICDS Blocks Operational (Cum.), Anganwadis Functional (Cum.), Urban Poor Families assisted under Seven Point Charter, Area Covered under Plantation (Public and Forest Lands), Seedlings planted (Public and Forest Lands), Road constructed- PMGSY, Pumps sets energized, Electricity supplied

Good

Food Security:Antodaya Anna Yojana(AAY), SC families assisted - SC students assisted under post matric scholarship

Poor

Food Security:Targeted Public Distribution System(TPDS), Food Security:Targeted Public Distribution System (Only BPL), SC families assisted - under SCA to SCSP & NSFDC

2. ARUNACHAL PRADESH

Very Good

Food Security:Targeted Public Distribution System(TPDS), Food Security:Antodaya Anna Yojana(AAY), Food Security:Targeted Public Distribution System (Only BPL), Habitations covered (Partially covered & Slipped back) - NRDWP, ICDS Blocks Operational (Cum.), Anganwadis Functional (Cum.), Road constructed- PMGSY, Electricity supplied

Poor

Individual Swarozgaries assisted - SGSY / NRLM, SHGs provided income generating activities, Houses constructed - IAY, Houses constructed - EWS/LIG, Coverage of water quality affected habitations - NRDWP, Urban Poor Families assisted under Seven Point Charter, Area Covered under Plantation (Public and Forest Lands), Seedlings planted (Public and Forest Lands), Villages electrified - RGGVY

3. ASSAM

Very Good

Food Security:Targeted Public Distribution System(TPDS), Food Security:Antodaya Anna Yojana(AAY), Food Security:Targeted Public Distribution System (Only BPL), Habitations covered (Partially covered & Slipped back) - NRDWP, SC families assisted - under SCA to SCSP & NSFDC, ICDS Blocks Operational (Cum.), Anganwadis Functional (Cum.), Urban Poor Families assisted under Seven Point Charter, Road constructed- PMGSY, Electricity supplied

Poor

Individual Swarozgaries assisted - SGSY / NRLM, SHGs provided income generating activities, Houses constructed - IAY, Houses constructed - EWS/LIG, Coverage of water quality affected habitations - NRDWP, SC families assisted - SC students assisted under post matric scholarship, Area Covered under Plantation (Public and Forest Lands), Seedlings planted (Public and Forest Lands), Villages electrified - RGGVY

4. BIHAR

Very Good

Individual Swarozgaries assisted - SGSY / NRLM, SHGs provided income generating activities, Food Security:Targeted Public Distribution System (Only BPL), Houses constructed - IAY, Habitations covered (Partially covered & Slipped back) - NRDWP, SC families assisted - under SCA to SCSP & NSFDC, ICDS Blocks Operational (Cum.), Anganwadis Functional (Cum.), Area Covered under Plantation (Public and Forest Lands), Seedlings planted (Public and Forest Lands), Villages electrified - RGGVY, Pumps sets energized, Electricity supplied

Good

Food Security:Targeted Public Distribution System(TPDS), Coverage of water quality affected habitations - NRDWP, Road constructed- PMGSY

Poor

Food Security:Antodaya Anna Yojana(AAY), Houses constructed - EWS/LIG, SC families assisted - SC students assisted under post matric scholarship, Urban Poor Families assisted under Seven Point Charter

5. CHHATISGARH

Very Good

SHGs provided income generating activities, Food Security:Targeted Public Distribution System(TPDS), Food Security:Targeted Public Distribution System (Only BPL), Houses constructed - EWS/LIG, Habitations covered (Partially covered & Slipped back) - NRDWP, SC families assisted - SC students assisted under post matric scholarship, ICDS Blocks Operational (Cum.), Anganwadis Functional (Cum.), Area Covered under Plantation (Public and Forest Lands), Seedlings planted (Public and Forest Lands), Pumps sets energized, Electricity supplied

Good

Food Security:Antodaya Anna Yojana(AAY)

Poor

Individual Swarozgaries assisted - SGSY / NRLM, Houses constructed - IAY, Coverage of water quality affected habitations - NRDWP, SC families assisted - under SCA to SCSP & NSFDC, Urban Poor Families assisted under Seven Point Charter, Road constructed- PMGSY, Villages electrified - RGGVY

6. DELHI

Very Good

Food Security:Targeted Public Distribution System (Only BPL), Houses constructed - EWS/LIG, SC families assisted - under SCA to SCSP & NSFDC, SC families assisted - SC students assisted under post matric scholarship, ICDS Blocks Operational (Cum.), Anganwadis Functional (Cum.), Electricity supplied

Good

Food Security:Targeted Public Distribution System(TPDS), Food Security:Antodaya Anna Yojana(AAY)

Poor

Urban Poor Families assisted under Seven Point Charter, Area Covered under Plantation (Public and Forest Lands), Seedlings planted (Public and Forest Lands)

7. GOA

Very Good

Food Security:Targeted Public Distribution System(TPDS), Food Security:Antodaya Anna Yojana(AAY), Food Security:Targeted Public Distribution System (Only BPL), Houses constructed - IAY, ICDS Blocks Operational (Cum.), Anganwadis Functional (Cum.), Seedlings planted (Public and Forest Lands), Pumps sets energized, Electricity supplied

Poor

Individual Swarozgaries assisted - SGSY / NRLM, SHGs provided income generating activities, SC families assisted - under SCA to SCSP & NSFDC, SC families assisted - SC students assisted under post matric scholarship, Area Covered under Plantation (Public and Forest Lands)

8. GUJARAT

Very Good

Individual Swarozgaries assisted - SGSY / NRLM, SHGs provided income generating activities, Food Security:Antodaya Anna Yojana(AAY), Food Security:Targeted Public Distribution System (Only BPL), Houses constructed - IAY, Houses constructed - EWS/LIG, Habitations covered (Partially covered & Slipped back) - NRDWP, Coverage of water quality affected habitations - NRDWP, SC families assisted - under SCA to SCSP & NSFDC, SC families assisted - SC students assisted under post matric scholarship, ICDS Blocks Operational (Cum.), Anganwadis Functional (Cum.), Urban Poor Families assisted under Seven Point Charter, Area Covered under Plantation (Public and Forest Lands), Seedlings planted (Public and Forest Lands), Road constructed- PMGSY, Pumps sets energized, Electricity supplied

Poor

Food Security:Targeted Public Distribution System(TPDS)

9. HARYANA

Very Good

Food Security:Targeted Public Distribution System (Only BPL), Houses constructed - EWS/LIG, SC families assisted - under SCA to SCSP & NSFDC, SC families assisted - SC students assisted under post matric scholarship, ICDS Blocks Operational (Cum.), Anganwadis Functional (Cum.), Urban Poor Families assisted under Seven Point Charter, Seedlings planted (Public and Forest Lands), Pumps sets energized, Electricity supplied

Good

Food Security:Antodaya Anna Yojana(AAY), Area Covered under Plantation (Public and Forest Lands)

Poor

Individual Swarozgaries assisted - SGSY / NRLM, SHGs provided income generating activities, Food Security:Targeted Public Distribution System(TPDS), Houses constructed - IAY, Habitations covered (Partially covered & Slipped back) - NRDWP, Coverage of water quality affected habitations - NRDWP, Road constructed- PMGSY

10. HIMACHAL PRADESH

Very Good

Food Security:Targeted Public Distribution System(TPDS), Food Security:Antodaya Anna Yojana(AAY), Houses constructed - IAY, Houses constructed - EWS/LIG, Habitations covered (Partially covered & Slipped back) - NRDWP, SC families assisted - under SCA to SCSP & NSFDC, SC families assisted - SC students assisted under post matric scholarship, ICDS Blocks Operational (Cum.), Anganwadis Functional (Cum.), Urban Poor Families assisted under Seven Point Charter, Area Covered under Plantation (Public and Forest Lands), Seedlings planted (Public and Forest Lands), Road constructed- PMGSY, Pumps sets energized, Electricity supplied

Good

Food Security:Targeted Public Distribution System (Only BPL)

Poor

Individual Swarozgaries assisted - SGSY / NRLM, SHGs provided income generating activities, Villages electrified - RGGVY

11. JAMMU AND KASHMIR

Very Good

Food Security:Targeted Public Distribution System(TPDS), Food Security:Antodaya Anna Yojana(AAY), Food Security:Targeted Public Distribution System (Only BPL), Habitations covered (Partially covered & Slipped back) - NRDWP, SC families assisted - SC students assisted under post matric scholarship, ICDS Blocks Operational (Cum.), Anganwadis Functional (Cum.), Area Covered under Plantation (Public and Forest Lands), Seedlings planted (Public and Forest Lands)

Good

Houses constructed - IAY, SC families assisted - under SCA to SCSP & NSFDC

Poor

Individual Swarozgaries assisted - SGSY / NRLM, SHGs provided income generating activities, Houses constructed - EWS/LIG, Coverage of water quality affected habitations - NRDWP, Urban Poor Families assisted under Seven Point Charter, Road constructed- PMGSY, Villages electrified - RGGVY, Electricity supplied

12. JHARKHAND

Very Good

Food Security:Antodaya Anna Yojana(AAY), Food Security:Targeted Public Distribution System (Only BPL), Habitations covered (Partially covered & Slipped back) - NRDWP, SC families assisted - under SCA to SCSP & NSFDC, ICDS Blocks Operational (Cum.), Anganwadis Functional (Cum.), Electricity supplied

Poor

Individual Swarozgaries assisted - SGSY / NRLM, SHGs provided income generating activities, Food Security:Targeted Public Distribution System(TPDS), Houses constructed - IAY, Houses constructed - EWS/LIG, Coverage of water quality affected habitations - NRDWP, SC families assisted - SC students assisted under post matric scholarship, Urban Poor Families assisted under Seven Point Charter, Area Covered under Plantation (Public and Forest Lands), Seedlings planted (Public and Forest Lands), Road constructed- PMGSY, Villages electrified - RGGVY, Pumps sets energized

13. KARNATAKA

Very Good

Food Security:Targeted Public Distribution System(TPDS), Food Security:Antodaya Anna Yojana(AAY), Food Security:Targeted Public Distribution System (Only BPL), Houses constructed - IAY, Houses constructed - EWS/LIG, Habitations covered (Partially covered & Slipped back) - NRDWP, SC families assisted - SC students assisted under post matric scholarship, ICDS Blocks Operational (Cum.), Anganwadis Functional (Cum.), Urban Poor Families assisted under Seven Point Charter, Area Covered under Plantation (Public and Forest Lands), Seedlings planted (Public and Forest Lands), Road constructed- PMGSY, Pumps sets energized, Electricity supplied

Poor

Individual Swarozgaries assisted - SGSY / NRLM, SHGs provided income generating activities, Coverage of water quality affected habitations - NRDWP, SC families assisted - under SCA to SCSP & NSFDC

14. KERALA

Very Good

Food Security:Targeted Public Distribution System(TPDS), Food Security:Antodaya Anna Yojana(AAY), Food Security:Targeted Public Distribution System (Only BPL), Houses constructed - IAY, SC families assisted - under SCA to SCSP & NSFDC, ICDS Blocks Operational (Cum.), Anganwadis Functional (Cum.), Urban Poor Families assisted under Seven Point Charter, Pumps sets energized, Electricity supplied

Good

Road constructed- PMGSY

Poor

Individual Swarozgaries assisted - SGSY / NRLM, SHGs provided income generating activities, Houses constructed - EWS/LIG, Habitations covered (Partially covered & Slipped back) - NRDWP, Coverage of water quality affected habitations - NRDWP, SC families assisted - SC students assisted under post matric scholarship, Area Covered under Plantation (Public and Forest Lands), Seedlings planted (Public and Forest Lands)

15. MADHYA PRADESH

Very Good

Food Security:Targeted Public Distribution System(TPDS), Food Security:Targeted Public Distribution System (Only BPL), Habitations covered (Partially covered & Slipped back) - NRDWP, SC families assisted - under SCA to SCSP & NSFDC, ICDS Blocks Operational (Cum.), Anganwadis Functional (Cum.), Area Covered under Plantation (Public and Forest Lands), Seedlings planted (Public and Forest Lands), Road constructed- PMGSY, Pumps sets energized, Electricity supplied

Poor

Individual Swarozgaries assisted - SGSY / NRLM, SHGs provided income generating activities, Food Security:Antodaya Anna Yojana(AAY), Houses constructed - IAY, Houses constructed - EWS/LIG, Coverage of water quality affected habitations - NRDWP, SC families assisted - SC students assisted under post matric scholarship, Urban Poor Families assisted under Seven Point Charter, Villages electrified - RGGVY

16. MAHARASHTRA

Very Good

Food Security:Targeted Public Distribution System(TPDS), Food Security:Targeted Public Distribution System (Only BPL), Houses constructed - IAY, Houses constructed - EWS/LIG, ICDS Blocks Operational (Cum.), Anganwadis Functional (Cum.), Urban Poor Families assisted under Seven Point Charter, Area Covered under Plantation (Public and Forest Lands), Seedlings planted (Public and Forest Lands), Road constructed- PMGSY, Electricity supplied

Good

Food Security:Antodaya Anna Yojana(AAY), Habitations covered (Partially covered & Slipped back) - NRDWP

Poor

Individual Swarozgaries assisted - SGSY / NRLM, SHGs provided income generating activities, Coverage of water quality affected habitations - NRDWP, SC families assisted - under SCA to SCSP & NSFDC, SC families assisted - SC students assisted under post matric scholarship

17. MANIPUR

Very Good

Food Security:Targeted Public Distribution System(TPDS), Food Security:Antodaya Anna Yojana(AAY), Food Security:Targeted Public Distribution System (Only BPL), Houses constructed - EWS/LIG, Habitations covered (Partially covered & Slipped back) - NRDWP, ICDS Blocks Operational (Cum.), Anganwadis Functional (Cum.), Area Covered under Plantation (Public and Forest Lands), Seedlings planted (Public and Forest Lands), Road constructed- PMGSY, Electricity supplied

Poor

Individual Swarozgaries assisted - SGSY / NRLM, SHGs provided income generating activities, Houses constructed - IAY, SC families assisted - under SCA to SCSP & NSFDC, SC families assisted - SC students assisted under post matric scholarship, Urban Poor Families assisted under Seven Point Charter, Villages electrified - RGGVY

18. MEGHALAYA

Very Good

Food Security:Targeted Public Distribution System(TPDS), Food Security:Antodaya Anna Yojana(AAY), Food Security:Targeted Public Distribution System (Only BPL), ICDS Blocks Operational (Cum.), Anganwadis Functional (Cum.), Area Covered under Plantation (Public and Forest Lands), Road constructed- PMGSY

Good

Electricity supplied

Poor

Individual Swarozgaries assisted - SGSY / NRLM, SHGs provided income generating activities, Houses constructed - IAY, Houses constructed - EWS/LIG, Habitations covered (Partially covered & Slipped back) - NRDWP, Coverage of water quality affected habitations - NRDWP, SC families assisted - SC students assisted under post matric scholarship, Urban Poor Families assisted under Seven Point Charter, Seedlings planted (Public and Forest Lands), Villages electrified - RGGVY

19. MIZORAM

Very Good

Food Security:Targeted Public Distribution System(TPDS), Food Security:Antodaya Anna Yojana(AAY), Food Security:Targeted Public Distribution System (Only BPL), ICDS Blocks Operational (Cum.), Anganwadis Functional (Cum.), Area Covered under Plantation (Public and Forest Lands), Seedlings planted (Public and Forest Lands), Road constructed- PMGSY, Electricity supplied

Poor

Individual Swarozgaries assisted - SGSY / NRLM, SHGs provided income generating activities, Houses constructed - IAY, Houses constructed - EWS/LIG, Habitations covered (Partially covered & Slipped back) - NRDWP, Urban Poor Families assisted under Seven Point Charter, Villages electrified - RGGVY

20. NAGALAND

Very Good

Food Security:Targeted Public Distribution System(TPDS), Food Security:Antodaya Anna Yojana(AAY), Food Security:Targeted Public Distribution System (Only BPL), Habitations covered (Partially covered & Slipped back) - NRDWP, ICDS Blocks Operational (Cum.), Anganwadis Functional (Cum.), Area Covered under Plantation (Public and Forest Lands), Seedlings planted (Public and Forest Lands), Road constructed- PMGSY, Electricity supplied

Poor

Individual Swarozgaries assisted - SGSY / NRLM, SHGs provided income generating activities, Houses constructed - IAY, Houses constructed - EWS/LIG, Coverage of water quality affected habitations - NRDWP, Urban Poor Families assisted under Seven Point Charter, Villages electrified - RGGVY

21. ODISHA

Very Good

Food Security:Targeted Public Distribution System(TPDS), Food Security:Antodaya Anna Yojana(AAY), Food Security:Targeted Public Distribution System (Only BPL), Habitations covered (Partially covered & Slipped back) - NRDWP, SC families assisted - under SCA to SCSP & NSFDC, ICDS Blocks Operational (Cum.), Anganwadis Functional (Cum.), Area Covered under Plantation (Public and Forest Lands), Seedlings planted (Public and Forest Lands), Pumps sets energized, Electricity supplied

Good

Houses constructed - IAY, Road constructed- PMGSY

Poor

Individual Swarozgaries assisted - SGSY / NRLM, SHGs provided income generating activities, Houses constructed - EWS/LIG, Coverage of water quality affected habitations - NRDWP, SC families assisted - SC students assisted under post matric scholarship, Urban Poor Families assisted under Seven Point Charter, Villages electrified - RGGVY

22. PUDUCHERRY

Very Good

SC families assisted - under SCA to SCSP & NSFDC, ICDS Blocks Operational (Cum.), Anganwadis Functional (Cum.), Area Covered under Plantation (Public and Forest Lands), Seedlings planted (Public and Forest Lands), Pumps sets energized, Electricity supplied

Poor

Individual Swarozgaries assisted - SGSY / NRLM, SHGs provided income generating activities, Food Security:Targeted Public Distribution System(TPDS), Food Security:Antodaya Anna Yojana(AAY), Food Security:Targeted Public Distribution System (Only BPL), Houses constructed - IAY, Houses constructed - EWS/LIG, Habitations covered (Partially covered & Slipped back) - NRDWP, Coverage of water quality affected habitations - NRDWP, SC families assisted - SC students assisted under post matric scholarship, Urban Poor Families assisted under Seven Point Charter

23. PUNJAB

Very Good

Food Security:Antodaya Anna Yojana(AAY), Food Security:Targeted Public Distribution System (Only BPL), SC families assisted - SC students assisted under post matric scholarship, ICDS Blocks Operational (Cum.), Anganwadis Functional (Cum.), Area Covered under Plantation (Public and Forest Lands), Seedlings planted (Public and Forest Lands), Road constructed- PMGSY, Electricity supplied

Good

Urban Poor Families assisted under Seven Point Charter

Poor

Individual Swarozgaries assisted - SGSY / NRLM, SHGs provided income generating activities, Food Security:Targeted Public Distribution System(TPDS), Houses constructed - IAY, Houses constructed - EWS/LIG, Habitations covered (Partially covered & Slipped back) - NRDWP, Coverage of water quality affected habitations - NRDWP, SC families assisted - under SCA to SCSP & NSFDC, Pumps sets energized

24. RAJASTHAN

Very Good

Food Security:Targeted Public Distribution System(TPDS), Food Security:Antodaya Anna Yojana(AAY), Food Security:Targeted Public Distribution System (Only BPL), Houses constructed - IAY, Houses constructed - EWS/LIG, Habitations covered (Partially covered & Slipped back) - NRDWP, Coverage of water quality affected habitations - NRDWP, SC families assisted - under SCA to SCSP & NSFDC, SC families assisted - SC students assisted under post matric scholarship, ICDS Blocks Operational (Cum.), Anganwadis Functional (Cum.), Urban Poor Families assisted under Seven Point Charter, Area Covered under Plantation (Public and Forest Lands), Seedlings planted (Public and Forest Lands), Road constructed- PMGSY, Villages electrified - RGGVY, Pumps sets energized, Electricity supplied

Poor

Individual Swarozgaries assisted - SGSY / NRLM, SHGs provided income generating activities

25. SIKKIM

Very Good

Food Security:Targeted Public Distribution System(TPDS), Food Security:Antodaya Anna Yojana(AAY), Food Security:Targeted Public Distribution System (Only BPL), Houses constructed - IAY, SC families assisted - under SCA to SCSP & NSFDC, ICDS Blocks Operational (Cum.), Anganwadis Functional (Cum.), Urban Poor Families assisted under Seven Point Charter, Electricity supplied

Good

Seedlings planted (Public and Forest Lands)

Poor

Individual Swarozgaries assisted - SGSY / NRLM, SHGs provided income generating activities, Houses constructed - EWS/LIG, Habitations covered (Partially covered & Slipped back) - NRDWP, SC families assisted - SC students assisted under post matric scholarship, Area Covered under Plantation (Public and Forest Lands), Road constructed- PMGSY

26. TAMIL NADU

Very Good

Food Security:Antodaya Anna Yojana(AAY), Food Security:Targeted Public Distribution System (Only BPL), Houses constructed - EWS/LIG, Habitations covered (Partially covered & Slipped back) - NRDWP, SC families assisted - SC students assisted under post matric scholarship, ICDS Blocks Operational (Cum.), Anganwadis Functional (Cum.), Urban Poor Families assisted under Seven Point Charter, Area Covered under Plantation (Public and Forest Lands), Seedlings planted (Public and Forest Lands), Road constructed- PMGSY, Electricity supplied

Good

Food Security:Targeted Public Distribution System(TPDS), Houses constructed - IAY

Poor

Individual Swarozgaries assisted - SGSY / NRLM, SHGs provided income generating activities, Coverage of water quality affected habitations - NRDWP, SC families assisted - under SCA to SCSP & NSFDC, Pumps sets energized

27. TRIPURA

Very Good

Food Security:Targeted Public Distribution System(TPDS), Food Security:Antodaya Anna Yojana(AAY), Food Security:Targeted Public Distribution System (Only BPL), Houses constructed - EWS/LIG, Habitations covered (Partially covered & Slipped back) - NRDWP, ICDS Blocks Operational (Cum.), Anganwadis Functional (Cum.), Urban Poor Families assisted under Seven Point Charter, Road constructed- PMGSY, Villages electrified - RGGVY, Electricity supplied

Good

SC families assisted - SC students assisted under post matric scholarship, Area Covered under Plantation (Public and Forest Lands), Seedlings planted (Public and Forest Lands)

Poor

Individual Swarozgaries assisted - SGSY / NRLM, SHGs provided income generating activities, Houses constructed - IAY, Coverage of water quality affected habitations - NRDWP, SC families assisted - under SCA to SCSP & NSFDC

28. UTTARAKHAND

Very Good

Food Security:Targeted Public Distribution System(TPDS), Food Security:Antodaya Anna Yojana(AAY), Food Security:Targeted Public Distribution System (Only BPL), Habitations covered (Partially covered & Slipped back) - NRDWP, Coverage of water quality affected habitations - NRDWP, SC families assisted - under SCA to SCSP & NSFDC, SC families assisted - SC students assisted under post matric scholarship, ICDS Blocks Operational (Cum.), Anganwadis Functional (Cum.), Urban Poor Families assisted under Seven Point Charter, Area Covered under Plantation (Public and Forest Lands), Seedlings planted (Public and Forest Lands), Pumps sets energized, Electricity supplied

Good

Road constructed- PMGSY

Poor

Individual Swarozgaries assisted - SGSY / NRLM, SHGs provided income generating activities, Houses constructed - IAY, Houses constructed - EWS/LIG

29. UTTAR PRADESH

Very Good

Food Security:Targeted Public Distribution System(TPDS), Food Security:Antodaya Anna Yojana(AAY), Food Security:Targeted Public Distribution System (Only BPL), ICDS Blocks Operational (Cum.), Anganwadis Functional (Cum.), Area Covered under Plantation (Public and Forest Lands), Seedlings planted (Public and Forest Lands)

Good

Habitations covered (Partially covered & Slipped back) - NRDWP, Electricity supplied

Poor

Individual Swarozgaries assisted - SGSY / NRLM, SHGs provided income generating activities, Houses constructed - IAY, Houses constructed - EWS/LIG, Coverage of water quality affected habitations - NRDWP, SC families assisted - under SCA to SCSP & NSFDC, SC families assisted - SC students assisted under post matric scholarship, Urban Poor Families assisted under Seven Point Charter, Road constructed- PMGSY, Pumps sets energized

30. WEST BENGAL

Very Good

Individual Swarozgaries assisted - SGSY / NRLM, SHGs provided income generating activities, Food Security:Targeted Public Distribution System(TPDS), Food Security:Targeted Public Distribution System (Only BPL), Habitations covered (Partially covered & Slipped back) - NRDWP, Coverage of water quality affected habitations - NRDWP, SC families assisted - under SCA to SCSP & NSFDC, ICDS Blocks Operational (Cum.), Anganwadis Functional (Cum.), Urban Poor Families assisted under Seven Point Charter, Seedlings planted (Public and Forest Lands), Road constructed- PMGSY, Pumps sets energized, Electricity supplied, Houses constructed - EWS/LIG

Good

Food Security:Antodaya Anna Yojana(AAY)

Poor

Houses constructed - IAY, , SC families assisted - SC students assisted under post matric scholarship, Area Covered under Plantation (Public and Forest Lands), Villages electrified - RGGVY

31. ANDAMAN AND NICOBAR ISLANDS

Very Good

Individual Swarozgaries assisted - SGSY / NRLM, ICDS Blocks Operational (Cum.), Anganwadis Functional (Cum.), Area Covered under Plantation (Public and Forest Lands), Seedlings planted (Public and Forest Lands)

Poor

SHGs provided income generating activities, Food Security:Targeted Public Distribution System(TPDS), Food Security:Antodaya Anna Yojana(AAY), Food Security:Targeted Public Distribution System (Only BPL), Houses constructed - IAY, Electricity supplied

32. CHANDIGARH

Very Good

Food Security:Targeted Public Distribution System (Only BPL), ICDS Blocks Operational (Cum.), Anganwadis Functional (Cum.), Area Covered under Plantation (Public and Forest Lands), Seedlings planted (Public and Forest Lands), Electricity supplied

Good

SC families assisted - under SCA to SCSP & NSFDC

Poor

Food Security:Targeted Public Distribution System(TPDS), Food Security:Antodaya Anna Yojana(AAY), Houses constructed - EWS/LIG, Urban Poor Families assisted under Seven Point Charter

33. DADRA AND NAGAR HAVELI

Very Good

SHGs provided income generating activities, Food Security:Targeted Public Distribution System(TPDS), Food Security:Antodaya Anna Yojana(AAY), Food Security:Targeted Public Distribution System (Only BPL), ICDS Blocks Operational (Cum.), Anganwadis Functional (Cum.), Area Covered under Plantation (Public and Forest Lands), Seedlings planted (Public and Forest Lands), Electricity supplied

Poor

Individual Swarozgaries assisted - SGSY / NRLM, Houses constructed - IAY, Pumps sets energized

34. DAMAN AND DIU

Very Good

ICDS Blocks Operational (Cum.), Anganwadis Functional (Cum.), Seedlings planted (Public and Forest Lands), Electricity supplied

Poor

Individual Swarozgaries assisted - SGSY / NRLM, SHGs provided income generating activities, Food Security:Targeted Public Distribution System(TPDS), Food Security:Antodaya Anna Yojana(AAY), Food Security:Targeted Public Distribution System (Only BPL), Houses constructed - IAY, Houses constructed - EWS/LIG, Urban Poor Families assisted under Seven Point Charter, Area Covered under Plantation (Public and Forest Lands), Pumps sets energized

35. LAKSHADWEEP

Very Good

Food Security:Targeted Public Distribution System (Only BPL), ICDS Blocks Operational (Cum.), Anganwadis Functional (Cum.), Area Covered under Plantation (Public and Forest Lands), Seedlings planted (Public and Forest Lands), Electricity supplied

Poor

Individual Swarozgaries assisted - SGSY / NRLM, SHGs provided income generating activities, Food Security:Targeted Public Distribution System(TPDS), Food Security:Antodaya Anna Yojana(AAY), Houses constructed - IAY

TWENTY POINT PROGRAMME - 2006

PART - II

ITEM-WISE PERFORMANCE

Table - 1

Employment generation under the NREG Scheme

Sl. No.	State/UT Name	No. of job cards issued (Number) April 2013-March 2014	No. of Job Cards Issued till last month	Employment generated (Number) April 2013-March 2014	Employment generated till last month	Wages given (Rupees) April 2013-March 2014	Wages given (Rupees) till last month
(1)	(2)	(3)	(4)	(5)	(6)	(7)	(8)
1	ANDHRA PRADESH	5,56,497	5,27,104	30,60,62,000	27,50,38,000	32,54,55,30,000	30,58,51,96,000
2	ARUNACHAL PRADESH	19728 *	19,176	35,74,000 *	30,84,000	70,41,49,000 *	57,11,67,000
3	ASSAM	1,56,078	1,46,833	2,98,82,000	2,75,77,000	4,55,83,86,000	4,23,94,91,000
4	BIHAR	2,98,667 *	1,98,053	7,09,41,800	6,48,65,000	10,31,35,43,000	9,72,05,80,000
5	CHHATISGARH	0 #	0	11,31,83,000 #	11,31,83,000	16,37,16,67,000 #	16,37,16,67,000
6	GOA	918	855	1,17,110	99,532	2,08,45,000	2,06,90,000
7	GUJARAT	29001 #	29,001	2,30,27,000	2,01,90,000	4,87,23,64,000	3,81,27,84,000
8	HARYANA	1,14,756 *	83,930	1,17,50,000	84,63,000	2,59,79,54,000	2,09,72,70,000
9	HIMACHAL PRADESH	36,900	35,459	2,82,21,000	2,53,15,000	3,79,40,70,000	3,54,28,89,000
10	JAMMU AND KASHMIR	72,845	43,061	2,90,75,000	2,65,35,000	5,30,29,00,000	3,58,36,98,000
11	JHARKHAND	11592 #	11,592	1,96,34,040 #	1,96,34,040	2,70,33,19,662 #	2,70,33,19,662
12	KARNATAKA	5,60,192	5,60,192	8,02,92,000 *	6,62,60,000	17,58,55,71,000 *	16,11,62,92,000
13	KERALA	3,05,639	2,93,656	8,65,57,204	7,13,58,518	12,05,80,10,000	10,96,03,97,000
14	MADHYA PRADESH	0 @	0	13,54,59,000 *	9,92,90,000	19,49,63,84,000 *	15,37,03,74,000
15	MAHARASHTRA	1,60,631	1,39,762	4,88,06,827	3,98,29,976	8,10,60,13,000	6,71,07,90,000
16	MANIPUR	46832 *	44,290	1,19,30,000	74,00,000	1,84,33,43,000	95,72,22,000
17	MEGHALAYA	50,212	49,709	2,23,54,000 *	1,49,30,000	3,25,49,53,000 *	2,33,31,40,000
18	MIZORAM	8846 *	17,981	17,82,881 #	17,82,881	26,38,66,700 #	26,38,66,700
19	NAGALAND	25852 *	25,521	1,22,89,000 *	1,20,72,000	2,07,68,83,000 *	1,68,33,41,000
20	ODISHA	1,54,479	1,33,370	7,11,83,000	5,35,00,000	9,34,33,93,000	7,34,15,01,000
21	PUDUCHERRY	1,699	1,699	8,45,264	7,74,000	11,36,94,000	10,32,87,000
22	PUNJAB	1,58,133	1,52,548	1,34,67,000	1,09,89,000	1,73,71,99,000	1,62,61,59,000
23	RAJASTHAN	0 @	0	18,38,21,000	15,60,21,000	18,07,44,12,000	15,99,92,12,000
24	SIKKIM	11,295	10,705	44,03,267	30,01,201	59,20,44,000	34,45,23,000
25	TAMIL NADU	8,34,459	8,01,864	37,29,01,000	34,61,88,000	38,67,79,92,000	35,54,82,08,000
26	TRIPURA	18,024	17,374	5,25,49,789	4,00,34,953	6,93,84,58,000	5,26,26,60,000
27	UTTARAKHAND	21,500	19,164	1,74,82,500	1,62,23,700	2,38,14,52,000	2,26,74,50,000
28	UTTAR PRADESH	70,761	40,423	17,46,70,213	15,84,56,581	22,65,79,01,000	22,65,79,01,000
29	WEST BENGAL	5,62,253	2,95,610	25,77,94,767	16,38,26,083	39,26,65,10,550	28,63,54,83,100
30	ANDAMAN & NICIBAR ISLANDS	3733 *	3,632	834307	7,31,886	165500000	13,96,14,000
31	DADRA AND NAGAR HAVELI	33	33	10,672	10,010	62,68,000	54,17,000
32	LAKSHADWEEP	138 *	132	24,426	22,618	37,57,000	34,13,000
Grand Total		42,91,693	37,02,729	2,18,49,25,067	1,84,66,85,979	2,88,42,83,31,912	2,51,57,90,02,462

Note: * The figures have been reconciled with that of Ministry of Rural Development

Previous month figures have been repeated

@ Both State and M/o Rural Development have provided negative figure therefore zero figure has been considered

Table - 2(A)

**Swaranjayanti Gram Swarojgar Yojana / NRLM
Individual Swarojgaris assisted
(Unit: Number)**

Sl. No.	State/UT Name	Target	Δ Achievement	Percent Achievement	
		2013-2014	April 2013- March 2014	Achievement till last month	April 2013- March 2014
(1)	(2)	(3)	(4)	(5)	(4)/(3)
1	ANDHRA PRADESH	5,283	57,946	45,187	1,097
2	ARUNACHAL PRADESH	236	0 #	0	0
3	ASSAM	6,134	0	0	0
4	BIHAR	12,568	8,78,973	1,48,052	6,994
5	CHHATISGARH	2,791	0 #	0	0
6	GOA	72	27	27	38
7	GUJARAT	1,989	9,100	9,100	458
8	HARYANA	1,170	0	0	0
9	HIMACHAL PRADESH	493	0	0	0
10	JAMMU AND KASHMIR	610	372	372	61
11	JHARKHAND	4,739	1470 #	1,470	31
12	KARNATAKA	3,990	538 #	538	13
13	KERALA	1,790	0	0	0
14	MADHYA PRADESH	5,980	1488 #	1,488	25
15	MAHARASHTRA	7,886	87 #	87	1
16	MANIPUR	411	0	0	0
17	MEGHALAYA	461	0	0	0
18	MIZORAM	106	0	0	0
19	NAGALAND	316	0	0	0
20	ODISHA	6,043	0	0	0
21	PUDUCHERRY	94	0	0	0
22	PUNJAB	569	0	0	0
23	RAJASTHAN	3,029	0	0	0
24	SIKKIM	119	0	0	0
25	TAMIL NADU	4,672	0	0	0
26	TRIPURA	742	0	0	0
27	UTTARAKHAND	953	41	41	4
28	UTTAR PRADESH	18,104	0	0	0
29	WEST BENGAL	6,715	27,940	25,333	416
30	ANDAMAN & NICOBAR ISLANDS	9	10	10	111
31	DADRA AND NAGAR HAVELI	9	3	3	33
32	DAMAN AND DIU	9	0	0	0
33	LAKSHADWEEP	9	0	0	0
Grand Total		98,101	9,77,995	2,31,708	997

Very Good:(90% or above of targets)

ANDHRA PRADESH, BIHAR, GUJARAT, WEST BENGAL, ANDAMAN AND NICOBAR ISLANDS

Poor:(Below 80% of targets)

ARUNACHAL PRADESH, ASSAM, CHHATISGARH, GOA, HARYANA, HIMACHAL PRADESH, JAMMU AND KASHMIR, JHARKHAND, KARNATAKA, KERALA, MADHYA PRADESH, MAHARASHTRA, MANIPUR, MEGHALAYA, MIZORAM, NAGALAND, ODISHA, PUDUCHERRY, PUNJAB, RAJASTHAN, SIKKIM, TAMIL NADU, TRIPURA, UTTARAKHAND, UTTAR PRADESH, DADRA AND NAGAR HAVELI, DAMAN AND DIU, LAKSHADWEEP

Note: Δ Previous year targets have been repeated provisionally

Previous month figures have been repeated

Swaranjayanti Gram Swarojgar Yojana (SGSY)

Individual Swarozgaries Assisted

% Achievement of Target

During April 2013 - March 2014

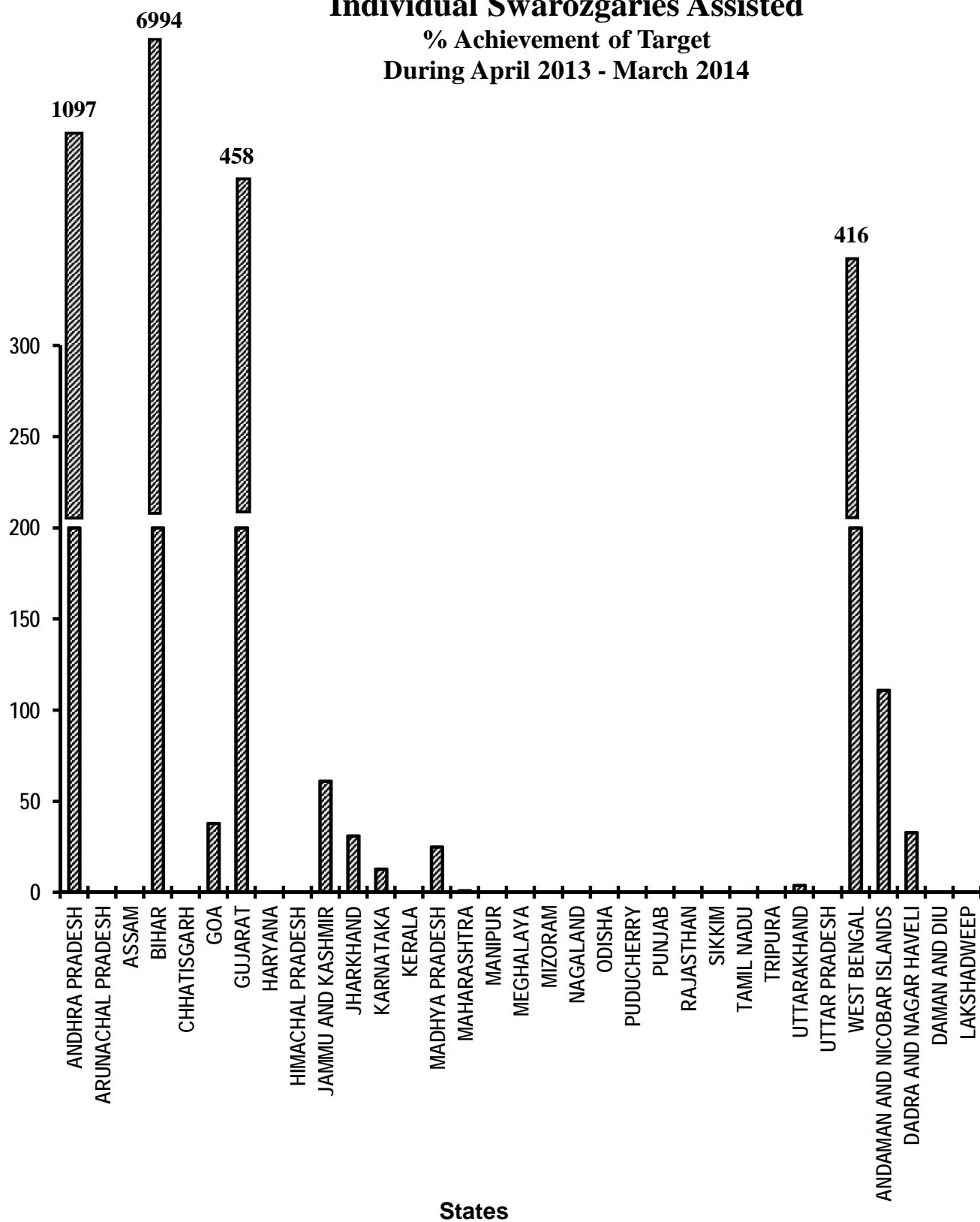


Table - 2(B)

Swaranjayanti Gram Swarozgar Yojana / NRLM

Sl. No.	State/UT Name	Individual SC Swarozgaries assisted (Number)	Achievement	Individual ST Swarozgaries assisted (Number)	Achievement	Individual Women Swarozgaries assisted (Number)	Achievement	Individual Disabled Swarozgaries assisted (Number)	Achievement
		April 2013- March 2014	till last month	April 2013- March 2014	till last month	April 2013- March 2014	till last month	April 2013- March 2014	till last month
(1)	(2)	(3)	(4)	(5)	(6)	(7)	(8)	(9)	(10)
1	ANDHRA PRADESH	42,572	33,101	9,708	6,810	5,666	5,276	154	112
2	ARUNACHAL PRADESH	0 #	0	0 #	0	0 #	0	0 #	0
3	ASSAM	0	0	0	0	0	0	0	0
4	BIHAR	2,64,847	2,27,341	18,311	15,841	8,78,973	7,49,218	5,302	5,302
5	CHHATISGARH	0 #	0	0 #	0	0 #	0	0 #	0
6	GOA	0	0	5	5	22	22	0	0
7	GUJARAT	7276 +	9,489	3638 +	5,725	31,058	25,936	0	0
8	HARYANA	0	0	0	0	0	0	0	0
9	HIMACHAL PRADESH	0	0	0	0	0	0	0	0
10	JAMMU AND KASHMIR	1	1	88	88	56	56	6	6
11	JHARKHAND	472 #	472	829 #	829	358 #	358	8 #	8
12	KARNATAKA	123 #	123	58 #	58	192 #	192	497 #	497
13	KERALA	0	0	0	0	0	0	0	0
14	MADHYA PRADESH	4316 #	4,316	9153 #	9,153	15101 #	15,101	141 #	141
15	MAHARASHTRA	24 #	24	12 #	12	11 #	11	0 #	0
16	MANIPUR	0	0	0	0	0	0	0	0
17	MEGHALAYA	0	0	0	0	0	0	0	0
18	MIZORAM	0 #	0	0 #	0	0 #	0	0 #	0
19	NAGALAND	0 #	0	0 #	0	0 #	0	0 #	0
20	ODISHA	0	0	0	0	0	0	0	0
21	PUDUCHERRY	0	0	0	0	0	0	0	0
22	PUNJAB	0	0	0	0	0	0	0	0
23	RAJASTHAN	0	0	0	0	0	0	0	0
24	SIKKIM	0	0	0	0	0	0	0	0
25	TAMIL NADU	0	0	0	0	0	0	0	0
26	TRIPURA	0	0	0	0	0	0	0	0
27	UTTARAKHAND	39	39	2	2	16	16	0	0
28	UTTAR PRADESH	0	0	0	0	0	0	0	0
29	WEST BENGAL	10,767	9,756	2,108	1,904	27,154	24,582	12	12
30	ANDAMAN & NICOBAR ISLANDS	0	0	7	7	3	3	0	0
31	DADRA AND NAGAR HAVELI	0	0	3	3	0	0	0	0
32	DAMAN AND DIU	0	0	2 \$	5	2	2	0	0
33	LAKSHADWEEP	0	0	0	0	0	0	0	0
Grand Total		3,30,437	2,84,662	43,924	40,442	9,58,612	8,20,773	6,120	6,078

Note: # Previous month figures have been repeated

+ State provided consolidated data therefore the figures have been taken in 2:1 ratio

Table - 3(A)

Self Help Groups (SHG)
(Unit: Number)

Sl. No.	State/UT Name	Formed under SGSY (Number) April 2013-March 2014	Achievement till last month
(1)	(2)	(3)	(4)
1	ANDHRA PRADESH	17876 \$	25,903
2	ARUNACHAL PRADESH	0 #	0
3	ASSAM	0	0
4	BIHAR	71,101	60,481
5	CHHATISGARH	16737 #	16,737
6	DELHI	0	0
7	GOA	27	27
8	GUJARAT	10,525	6,045
9	HARYANA	682	613
10	HIMACHAL PRADESH	0	0
11	JAMMU AND KASHMIR	205	205
12	JHARKHAND	1502 #	1,502
13	KARNATAKA	1288 #	1,288
14	KERALA	0	0
15	MADHYA PRADESH	3520 #	3,520
16	MAHARASHTRA	294 #	294
17	MANIPUR	32	32
18	MEGHALAYA	0	0
19	MIZORAM	0 #	0
20	NAGALAND	0 #	0
21	ODISHA	67,235	58,485
22	PUDUCHERRY	6 #	6
23	PUNJAB	134	129
24	RAJASTHAN	0	0
25	SIKKIM	56	56
26	TAMIL NADU	0	0
27	TRIPURA	0	0
28	UTTARAKHAND	233 \$	247
29	UTTAR PRADESH	0	0
30	WEST BENGAL	12,917	10,561
31	ANDAMAN & NICOBAR ISLANDS	3	3
32	CHANDIGARH	0	0
33	DADRA AND NAGAR HAVELI	134	134
34	DAMAN AND DIU	0	0
35	LAKSHADWEEP	0	0
Grand Total		2,04,507	1,86,268

Note: # Previous month figures have been repeated

\$ State has downward revised the figure.

Table - 3(B)

Self Help Groups (SHG)
To whom income generating activities provided
(Unit: Number)

Sl. No.	State/UT Name	Target Δ Achievement		Percent Achievement	
		2013-2014	April 2013- March 2014	Achievement till last month	April 2013- March 2014
(1)	(2)	(3)	(4)	(5)	(6)
1	ANDHRA PRADESH	9,637	3,58,747 \$	3,77,571	3,723
2	ARUNACHAL PRADESH	430	0 #	0	0
3	ASSAM	11,189	0	0	0
4	BIHAR	22,924	45,612	45,612	199
5	CHHATISGARH	5,092	8192 #	8,192	161
6	GOA	136	88	88	65
7	GUJARAT	3,627	37,622	32,550	1,037
8	HARYANA	2,134	339 \$	358	16
9	HIMACHAL PRADESH	899	0	0	0
10	JAMMU AND KASHMIR	1,113	17	17	2
11	JHARKHAND	8,644	1375 #	1,375	16
12	KARNATAKA	7,277	538 #	538	7
13	KERALA	3,265	0	0	0
14	MADHYA PRADESH	10,908	2037 #	2,037	19
15	MAHARASHTRA	14,384	4181 #	4,181	29
16	MANIPUR	750	0	0	0
17	MEGHALAYA	840	0	0	0
18	MIZORAM	194	0 #	0	0
19	NAGALAND	576	0 #	0	0
20	ODISHA	11,022	0	0	0
21	PUDUCHERRY	171	0	0	0
22	PUNJAB	1,037	66 #	66	6
23	RAJASTHAN	5,525	0	0	0
24	SIKKIM	216	0	0	0
25	TAMIL NADU	8,521	0	0	0
26	TRIPURA	1,354	0	0	0
27	UTTARAKHAND	1,738	124	124	7
28	UTTAR PRADESH	33,021	0	0	0
29	WEST BENGAL	12,249	19,035	8,234	155
30	ANDAMAN & NICOBAR ISLANDS	16	6	6	38
31	DADRA AND NAGAR HAVELI	16	21	21	131
32	DAMAN AND DIU	16	0	0	0
33	LAKSHADWEEP	16	0	0	0
Grand Total		1,78,937	4,78,000	4,80,970	267

Very Good:(90% or above of targets)

ANDHRA PRADESH, BIHAR, CHHATISGARH, GUJARAT, WEST BENGAL, DADRA AND NAGAR HAVELI

Poor:(Below 80% of targets)

ARUNACHAL PRADESH, ASSAM, GOA, HARYANA, HIMACHAL PRADESH, JAMMU AND KASHMIR, JHARKHAND, KARNATAKA, KERALA, MADHYA PRADESH, MAHARASHTRA, MANIPUR, MEGHALAYA, MIZORAM, NAGALAND, ODISHA, PUDUCHERRY, PUNJAB, RAJASTHAN, SIKKIM, TAMIL NADU, TRIPURA, UTTARAKHAND, UTTAR PRADESH, ANDAMAN AND NICOBAR ISLANDS, DAMAN AND DIU, LAKSHADWEEP

Note: \$ State has downward revised the figure.

Previous month figures have been repeated

Δ Previous year targets have been repeated provisionally

Self Help Groups (SHG)

To whom income generating activities provided

% Achievement of Target
During April 2013 - March 2014

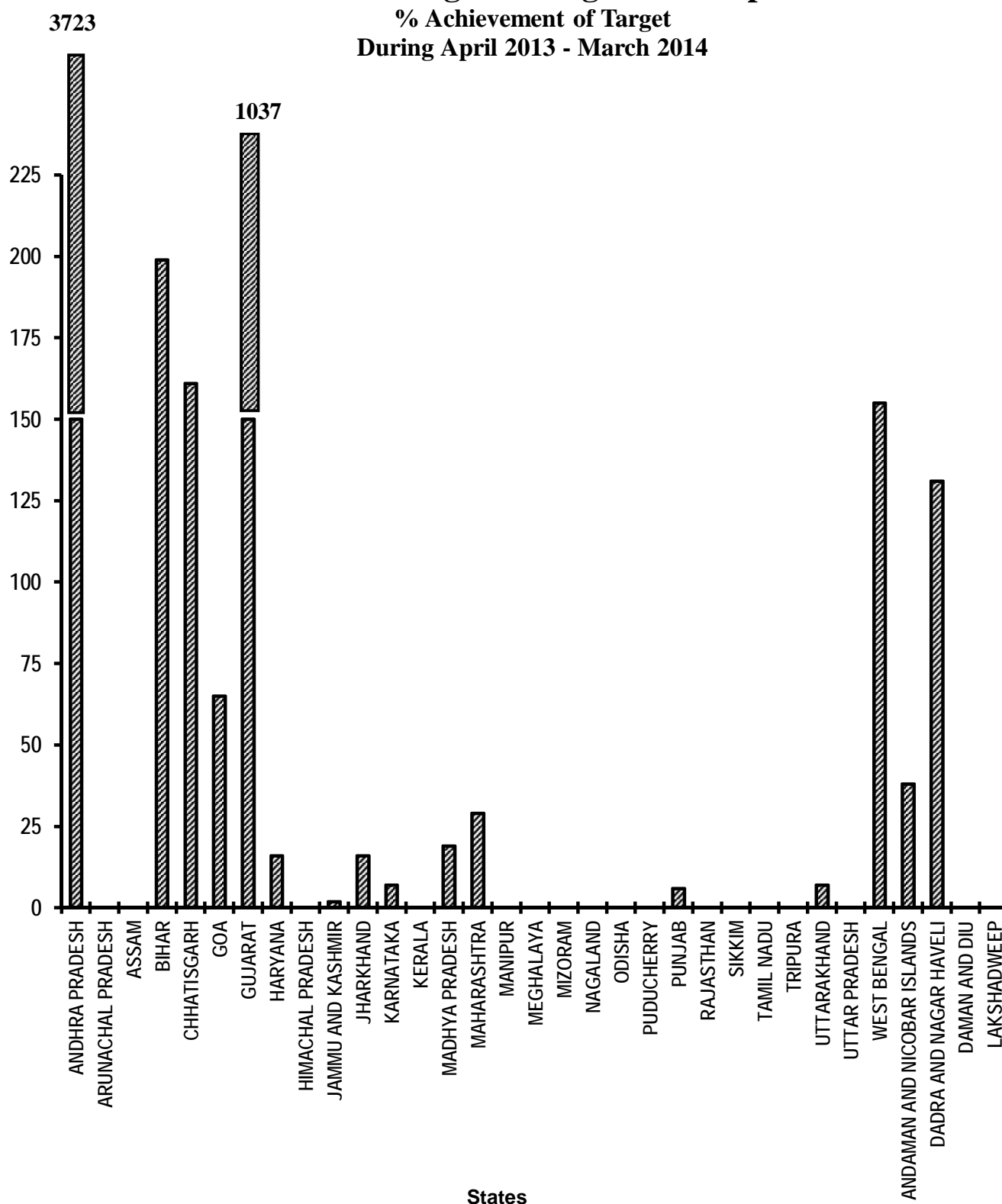


Table - 4(A)

**Distribution of waste land to the landless
(Unit: Hectare)**

Sl. No.	State/UT Name	Total Land Distributed (Hectare) April 2013- March 2014	Achievement till last month
		(3)	(4)
1	ANDHRA PRADESH	76,443	6,374
2	ARUNACHAL PRADESH	0 #	0
3	ASSAM	0	0
4	BIHAR	83	83
5	CHHATISGARH	27452 #	27,452
6	DELHI	0	0
7	GOA	0	0
8	GUJARAT	0	0
9	HARYANA	0	0
10	JAMMU AND KASHMIR	0 #	0
11	JHARKHAND	20	20
12	KARNATAKA	0	0
13	KERALA	0	0
14	MADHYA PRADESH	0 #	0
15	MAHARASHTRA	0	0
16	MANIPUR	0	0
17	MEGHALAYA	0	0
18	MIZORAM	0 #	0
19	NAGALAND	0 #	0
20	ODISHA	9,378	9,189
21	PUDUCHERRY	0	0
22	PUNJAB	0	0
23	RAJASTHAN	0	0
24	SIKKIM	0	0
25	TAMIL NADU	0	0
26	TRIPURA	0	0
27	UTTARAKHAND	0	0
28	UTTAR PRADESH	1,373	1,340
29	WEST BENGAL	2,116	1,519
30	ANDAMAN & NICOBAR ISLANDS	0	0
31	CHANDIGARH	0	0
32	DADRA AND NAGAR HAVELI	0	0
33	DAMAN AND DIU	0	0
34	LAKSHADWEEP	0	0
Grand Total		1,16,865	45,977

Note: # Previous month figures have been repeated

Table - 4(B)

Distribution of waste land to the landless

Sl. No.	State/UT Name	Land Distributed to SC (Hectare)	Achievement till last month	Land Distributed to ST (Hectare)	Achievement till last month	Land Distributed to Others (Hectare)	Achievement till last month
		April 2013-March 2014	(4)	April 2013-March 2014	(6)	April 2013-March 2014	(8)
(1)	(2)	(3)	(4)	(5)	(6)	(7)	(8)
1	ANDHRA PRADESH	13,406	0	32,246	0	30,792	0
2	ARUNACHAL PRADESH	0 #	0	0 #	0	0 #	0
3	ASSAM	0	0	0	0	0	0
4	BIHAR	76	76	8	8	0	0
5	CHHATISGARH	6057 #	6,057	9578 #	9,578	11817 #	11,817
6	DELHI	0	0	0	0	0	0
7	GOA	0	0	0	0	0	0
8	GUJARAT	0	0	0	0	0	0
9	HARYANA	0	0	0	0	0	0
10	JAMMU AND KASHMIR	0	0	0	0	0	0
11	JHARKHAND	6 #	6	5 #	5	9 #	9
12	KARNATAKA	0	0	0	0	0	0
13	KERALA	0	0	0	0	0	0
14	MADHYA PRADESH	0 #	0	0 #	0	0 #	0
15	MAHARASHTRA	0	0	0	0	0	0
16	MANIPUR	0	0	0	0	0	0
17	MEGHALAYA	0	0	0	0	0	0
18	MIZORAM	0 #	0	0 #	0	0 #	0
19	NAGALAND	0 #	0	0 #	0	0 #	0
20	ODISHA	2,338	2,271	6,109	6,017	931	901
21	PUDUCHERRY	0	0	0	0	0	0
22	PUNJAB	0	0	0	0	0	0
23	RAJASTHAN	0	0	0	0	0	0
24	SIKKIM	0	0	0	0	0	0
25	TAMIL NADU	0	0	0	0	0	0
26	TRIPURA	0	0	0	0	0	0
27	UTTARAKHAND	0	0	0	0	0	0
28	UTTAR PRADESH	573	552	3	3	797	785
29	WEST BENGAL	843	566	433	357	850	606
30	ANDAMAN & NICOBAR ISLANDS	0	0	0	0	0	0
31	CHANDIGARH	0	0	0	0	0	0
32	DADRA AND NAGAR HAVELI	0	0	0	0	0	0
33	DAMAN AND DIU	0	0	0	0	0	0
34	LAKSHADWEEP	0	0	0	0	0	0
Grand Total		23,299	9,528	48,382	15,968	45,196	14,118

Note: # Previous month figures have been repeated

Table - 5(A)

Minimum Wages Enforcement (including Farm Labour)

Sl. No.	State/UT Name	Agriculture and Farm Workers: Inspections made (Number) April 2013-March 2014	Agriculture and Farm Workers: Inspections made till last month	Agriculture and Farm Workers: Irregularities detected (Number) April 2013-March 2014	Agriculture and Farm Workers: Irregularities detected till last month	Agriculture and Farm Workers: Irregularities rectified (Number) April 2013-March 2014	Agriculture and Farm Workers: Irregularities rectified till last month
(1)	(2)	(3)	(4)	(5)	(6)	(7)	(8)
1	ANDHRA PRADESH	NR	NR	NR	NR	NR	NR
2	ARUNACHAL PRADESH	NR	NR	NR	NR	NR	NR
3	ASSAM	NR	NR	NR	NR	NR	NR
4	BIHAR	NR	NR	NR	NR	NR	NR
5	CHHATISGARH	NR	NR	NR	NR	NR	NR
6	DELHI	NR	NR	NR	NR	NR	NR
7	GOA	NR	NR	NR	NR	NR	NR
8	GUJARAT	NR	NR	NR	NR	NR	NR
9	HARYANA	NR	NR	NR	NR	NR	NR
10	HIMACHAL PRADESH	NR	NR	NR	NR	NR	NR
11	JAMMU AND KASHMIR	NR	NR	NR	NR	NR	NR
12	JHARKHAND	NR	NR	NR	NR	NR	NR
13	KARNATAKA	NR	NR	NR	NR	NR	NR
14	KERALA	NR	NR	NR	NR	NR	NR
15	MADHYA PRADESH	NR	NR	NR	NR	NR	NR
16	MAHARASHTRA	NR	NR	NR	NR	NR	NR
17	MANIPUR	NR	NR	NR	NR	NR	NR
18	MEGHALAYA	NR	NR	NR	NR	NR	NR
19	MIZORAM	NR	NR	NR	NR	NR	NR
20	NAGALAND	NR	NR	NR	NR	NR	NR
21	ODISHA	NR	NR	NR	NR	NR	NR
22	PUDUCHERRY	NR	NR	NR	NR	NR	NR
23	PUNJAB	61 #	61	0	0	0	0
24	RAJASTHAN	176 #	176	0	0	0	0
25	SIKKIM	NR	NR	NR	NR	NR	NR
26	TAMIL NADU	NR	NR	NR	NR	NR	NR
27	TRIPURA	NR	NR	NR	NR	NR	NR
28	UTTARAKHAND	NR	NR	NR	NR	NR	NR
29	UTTAR PRADESH	NR	NR	NR	NR	NR	NR
30	WEST BENGAL	NR	NR	NR	NR	NR	NR
31	ANDAMAN & NICOBAR ISLANDS	NR	NR	NR	NR	NR	NR
32	CHANDIGARH	38 \$	64	15 \$	36	0	0
33	DADRA AND NAGAR HAVELI	7 *	7	0	0	0	0
34	DAMAN AND DIU	NR	NR	NR	NR	NR	NR
35	LAKSHADWEEP	NR	NR	NR	NR	NR	NR
Grand Total		282	308	15	36	0	0

Note: NR: Not reported

Previous month figure repeated

* State Figure

\$ State has downward revised the figure.

Table - 5(B)

Minimum Wages Enforcement (including Farm Labour)
(Unit: Number)

Sl. No.	State/UT Name	Agriculture and Farm Workers: Claims filed (Number) April 2013-March 2014	Agriculture and Farm Workers: Claims filed till last month	Agriculture and Farm Workers: Claims settled (Number) April 2013-March 2014	Agriculture and Farm Workers: Claims settled till last month
(1)	(2)	(3)	(4)	(5)	(6)
1	ANDHRA PRADESH	NR	NR	NR	NR
2	ARUNACHAL PRADESH	NR	NR	NR	NR
3	ASSAM	NR	NR	NR	NR
4	BIHAR	NR	NR	NR	NR
5	CHHATISGARH	NR	NR	NR	NR
6	DELHI	NR	NR	NR	NR
7	GOA	NR	NR	NR	NR
8	GUJARAT	NR	NR	NR	NR
9	HARYANA	NR	NR	NR	NR
10	HIMACHAL PRADESH	NR	NR	NR	NR
11	JAMMU AND KASHMIR	NR	NR	NR	NR
12	JHARKHAND	NR	NR	NR	NR
13	KARNATAKA	NR	NR	NR	NR
14	KERALA	NR	NR	NR	NR
15	MADHYA PRADESH	NR	NR	NR	NR
16	MAHARASHTRA	NR	NR	NR	NR
17	MANIPUR	NR	NR	NR	NR
18	MEGHALAYA	NR	NR	NR	NR
19	MIZORAM	NR	NR	NR	NR
20	NAGALAND	NR	NR	NR	NR
21	ODISHA	NR	NR	NR	NR
22	PUDUCHERRY	NR	NR	NR	NR
23	PUNJAB	NR	NR	NR	NR
24	RAJASTHAN	NR	NR	NR	NR
25	SIKKIM	NR	NR	NR	NR
26	TAMIL NADU	NR	NR	NR	NR
27	TRIPURA	NR	NR	NR	NR
28	UTTARAKHAND	NR	NR	NR	NR
29	UTTAR PRADESH	NR	NR	NR	NR
30	WEST BENGAL	NR	NR	NR	NR
31	ANDAMAN & NICOBAR ISLANDS	NR	NR	NR	NR
32	CHANDIGARH	0 *	NR	0 *	NR
33	DADRA AND NAGAR HAVELI	0 *	NR	0 *	NR
34	DAMAN AND DIU	NR	NR	NR	NR
35	LAKSHADWEEP	NR	NR	NR	NR
Grand Total		0	0	0	0

Note: NR: Not reported

* State Figure

Table - 5(C)

Minimum Wages Enforcement (including Farm Labour)

Sl. No.	State/UT Name	Agriculture and Farm Workers: Prosecution cases Pending (Number) April 2013-March 2014	Agriculture and Farm Workers: Prosecution cases Pending till last month	Agriculture and Farm Workers: Prosecution cases filed (Number) April 2013-March 2014	Agriculture and Farm Workers: Prosecution cases filed till last month	Agriculture and Farm Workers: Prosecution cases decided (Number) April 2013-March 2014	Agriculture and Farm Workers: Prosecution cases decided till last month
(1)	(2)	(3)	(4)	(5)	(6)	(7)	(8)
1	ANDHRA PRADESH	NR	NR	NR	NR	NR	NR
2	ARUNACHAL PRADESH	NR	NR	NR	NR	NR	NR
3	ASSAM	NR	NR	NR	NR	NR	NR
4	BIHAR	NR	NR	NR	NR	NR	NR
5	CHHATISGARH	NR	NR	NR	NR	NR	NR
6	DELHI	NR	NR	NR	NR	NR	NR
7	GOA	NR	NR	NR	NR	NR	NR
8	GUJARAT	NR	NR	NR	NR	NR	NR
9	HARYANA	NR	NR	NR	NR	NR	NR
10	HIMACHAL PRADESH	NR	NR	NR	NR	NR	NR
11	JAMMU AND KASHMIR	NR	NR	NR	NR	NR	NR
12	JHARKHAND	NR	NR	NR	NR	NR	NR
13	KARNATAKA	NR	NR	NR	NR	NR	NR
14	KERALA	NR	NR	NR	NR	NR	NR
15	MADHYA PRADESH	NR	NR	NR	NR	NR	NR
16	MAHARASHTRA	NR	NR	NR	NR	NR	NR
17	MANIPUR	NR	NR	NR	NR	NR	NR
18	MEGHALAYA	NR	NR	NR	NR	NR	NR
19	MIZORAM	NR	NR	NR	NR	NR	NR
20	NAGALAND	NR	NR	NR	NR	NR	NR
21	ODISHA	NR	NR	NR	NR	NR	NR
22	PUDUCHERRY	NR	NR	NR	NR	NR	NR
23	PUNJAB	NR	NR	NR	NR	NR	NR
24	RAJASTHAN	NR	NR	NR	NR	NR	NR
25	SIKKIM	NR	NR	NR	NR	NR	NR
26	TAMIL NADU	NR	NR	NR	NR	NR	NR
27	TRIPURA	NR	NR	NR	NR	NR	NR
28	UTTARAKHAND	NR	NR	NR	NR	NR	NR
29	UTTAR PRADESH	NR	NR	NR	NR	NR	NR
30	WEST BENGAL	NR	NR	NR	NR	NR	NR
31	ANDAMAN & NICOBAR ISLANDS	14 #	14	0	0	10	10
32	CHANDIGARH	0 *	0	23 *	5	5 *	0
33	DADRA AND NAGAR HAVELI	0 *	NR	0 *	0	0 *	NR
34	DAMAN AND DIU	NR	NR	NR	NR	NR	NR
35	LAKSHADWEEP	NR	NR	NR	NR	NR	NR
Grand Total		14	14	23	5	15	10

Note: NR: Not reported

Previous month figure repeated

* State Figure

Table - 6(A)

Food security-Targeted Public Distribution system (APL+BPL+AAY)

Sl. No.	State/UT Name	Allocation of Food Grains (Tonnes)	Off take (Tonnes)	Achievement till last month	Percentage of offtake w.r.t. Allocation of Food Grains
		April 2013- March 2014	April 2013- March 2014		
(1)	(2)	(3)	(4)	(5)	(6)
1	ANDHRA PRADESH	38,22,816	27,04,861	24,81,693	71
2	ARUNACHAL PRADESH	1,01,556	1,00,162	89,985	99
3	ASSAM	18,86,856	17,88,041	15,76,944	95
4	BIHAR	38,04,791	31,95,481	30,68,152	84
5	CHHATISGARH	12,55,803	12,32,282	11,24,709	98
6	DELHI	5,85,960	5,21,490	4,86,270	89
7	GOA	63,036	64,063	60,119	102
8	GUJARAT	20,85,108	15,05,321	13,82,317	72
9	HARYANA	6,32,504	4,86,102	3,99,968	77
10	HIMACHAL PRADESH	5,17,968	5,02,905	4,67,800	97
11	JAMMU AND KASHMIR	7,56,804	7,56,635	7,14,400	100
12	JHARKHAND	13,58,652	10,22,392	9,36,715	75
13	KARNATAKA	24,56,382	24,67,432	22,39,155	100
14	KERALA	14,72,688	14,66,713	13,29,479	100
15	MADHYA PRADESH	27,43,016	25,19,347	23,92,824	92
16	MAHARASHTRA	47,16,136	43,07,369	39,49,148	91
17	MANIPUR	1,70,952	1,60,435	1,49,677	94
18	MEGHALAYA	1,88,580	1,88,567	1,72,491	100
19	MIZORAM	70,140	66,393	60,533	95
20	NAGALAND	1,26,876	1,25,048	1,15,491	99
21	ODISHA	21,91,872	20,73,182	18,94,956	95
22	PUDUCHERRY	60,312	33,427	33,077	55
23	PUNJAB	7,81,044	5,87,370	4,20,568	75
24	RAJASTHAN	24,85,536	23,99,933	21,66,695	97
25	SIKKIM	44,280	45,932	41,363	104
26	TAMIL NADU	37,22,832	30,10,254	27,67,454	81
27	TRIPURA	3,03,240	3,11,409	2,82,337	103
28	UTTARAKHAND	5,11,992	5,11,274	4,76,917	100
29	UTTAR PRADESH	72,68,520	67,55,502	61,41,913	93
30	WEST BENGAL	38,57,196	35,60,451	32,00,593	92
31	ANDAMAN & NICOBAR ISLANDS	34,020	0	0	0
32	CHANDIGARH	35,852	24,725	22,510	69
33	DADRA AND NAGAR HAVELI	10,464	13,192	11,810	126
34	DAMAN AND DIU	5,652	725	655	13
35	LAKSHADWEEP	4,620	3,090	2,490	67
Grand Total		5,01,34,056	4,45,11,505	4,06,61,208	89

Very Good:(90% or above of targets)

ARUNACHAL PRADESH, ASSAM, CHHATISGARH, GOA, HIMACHAL PRADESH, JAMMU AND KASHMIR, KARNATAKA, KERALA, MADHYA PRADESH, MAHARASHTRA, MANIPUR, MEGHALAYA, MIZORAM, NAGALAND, ODISHA, RAJASTHAN, SIKKIM, TRIPURA, UTTARAKHAND, UTTAR PRADESH, WEST BENGAL, DADRA AND NAGAR HAVELI

Good:(Between 80% to 90% targets)

BIHAR, DELHI, TAMIL NADU

Poor:(Below 80% of targets)

ANDHRA PRADESH, GUJARAT, HARYANA, JHARKHAND, PUDUCHERRY, PUNJAB, ANDAMAN AND NICOBAR ISLANDS, CHANDIGARH, DAMAN AND DIU, LAKSHADWEEP

Food Security: Targeted Public Distribution System (APL+BPL+AAY)

Off take

% Achievement of Target
During April 2013 - March 2014

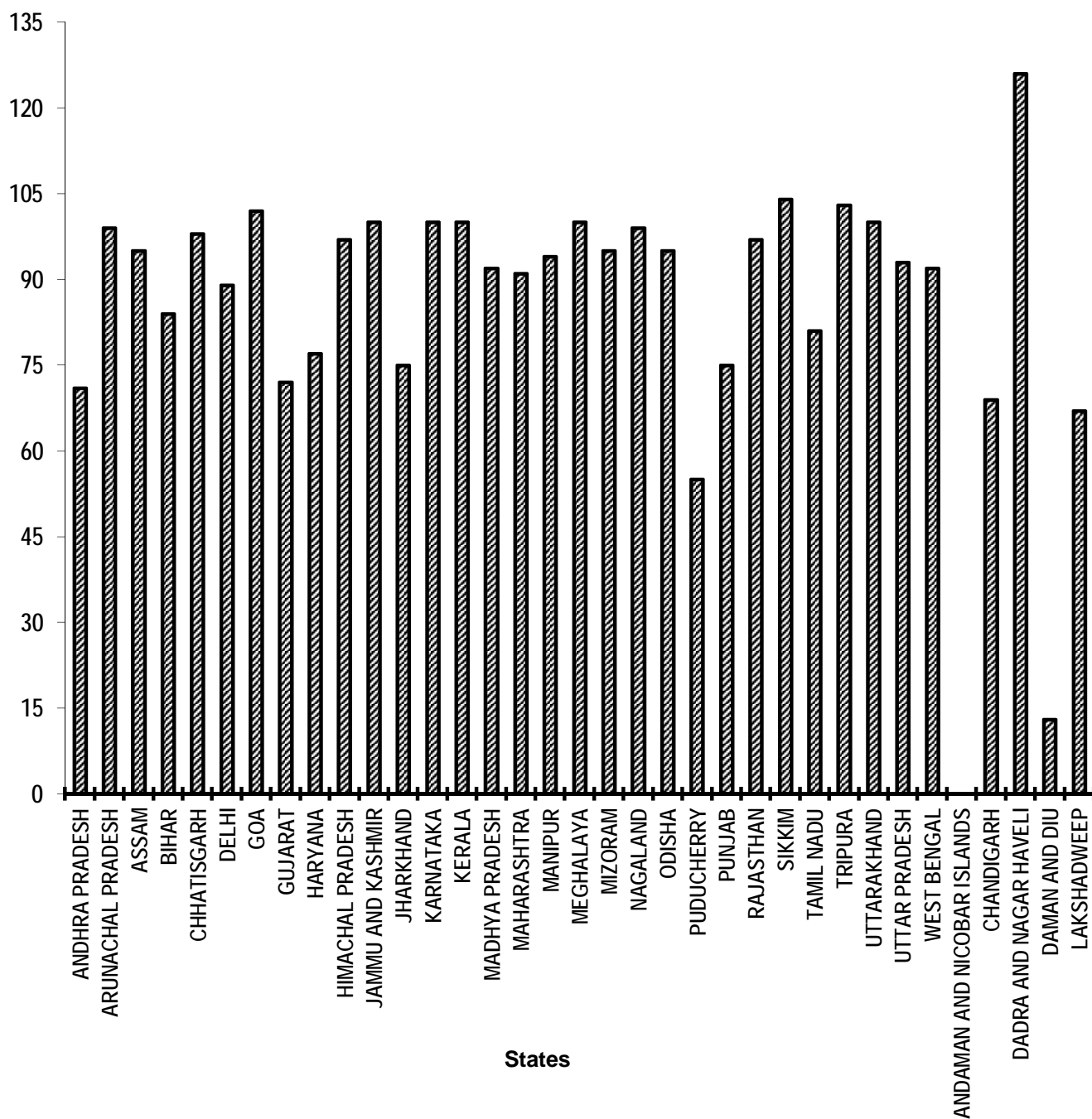


Table - 6(B)

Food security-Targeted Public Distribution system (only AAY)

Sl. No.	State/UT Name	Allocation of Food Grains (Tonnes) April 2013-March 2014	Off take (Tonnes) April 2013-March 2014	Achievement till last month	Percentage of offtake w.r.t. Allocation of Food Grains
(1)	(2)	(3)	(4)	(5)	(6)
1	ANDHRA PRADESH	6,54,288	5,27,138	4,78,733	81
2	ARUNACHAL PRADESH	15,972	15,734	14,315	99
3	ASSAM	2,95,692	2,94,008	2,69,993	99
4	BIHAR	13,72,460	10,57,898	9,70,177	77
5	CHHATISGARH	5,49,177	4,67,144	3,59,571	85
6	DELHI	1,35,828	1,10,286	98,184	81
7	GOA	6,108	6,108	6,108	100
8	GUJARAT	3,40,080	3,51,820	3,26,447	103
9	HARYANA	3,68,674	3,12,494	2,26,360	85
10	HIMACHAL PRADESH	1,34,346	1,30,495	1,18,029	97
11	JAMMU AND KASHMIR	1,07,388	1,07,645	1,03,454	100
12	JHARKHAND	3,85,524	3,84,030	3,54,504	100
13	KARNATAKA	9,77,448	9,98,407	7,70,130	102
14	KERALA	2,50,260	2,58,412	2,38,155	103
15	MADHYA PRADESH	8,43,448	6,20,559	5,88,680	74
16	MAHARASHTRA	16,16,040	14,19,901	10,67,179	88
17	MANIPUR	26,724	26,477	24,511	99
18	MEGHALAYA	29,484	29,485	26,961	100
19	MIZORAM	10,920	10,120	9,310	93
20	NAGALAND	19,968	18,854	17,575	94
21	ODISHA	5,28,750	5,40,173	4,96,207	102
22	PUDUCHERRY	13,548	9,796	9,446	72
23	PUNJAB	2,79,300	2,65,726	98,924	95
24	RAJASTHAN	15,91,530	15,19,460	12,86,222	95
25	SIKKIM	6,936	7,372	6,884	106
26	TAMIL NADU	7,83,144	7,98,121	7,38,168	102
27	TRIPURA	47,520	46,358	41,871	98
28	UTTARAKHAND	80,184	76,753	70,402	96
29	UTTAR PRADESH	17,19,696	17,18,828	15,71,969	100
30	WEST BENGAL	6,21,684	5,47,031	5,06,686	88
31	ANDAMAN & NICOBAR ISLANDS	2,010	0	0	0
32	CHANDIGARH	1,695	1,245	252	73
33	DADRA AND NAGAR HAVELI	2,196	2,530	2,304	115
34	DAMAN AND DIU	636	101	91	16
35	LAKSHADWEEP	504	0	0	0
Grand Total		1,38,19,162	1,26,80,509	1,08,97,802	92

Very Good:(90% or above of targets)

ARUNACHAL PRADESH, ASSAM, GOA, GUJARAT, HIMACHAL PRADESH, JAMMU AND KASHMIR, JHARKHAND, KARNATAKA, KERALA, MANIPUR, MEGHALAYA, MIZORAM, NAGALAND, ODISHA, PUNJAB, RAJASTHAN, SIKKIM, TAMIL NADU, TRIPURA, UTTARAKHAND, UTTAR PRADESH, DADRA AND NAGAR HAVELI

Good:(Between 80% to 90% targets)

ANDHRA PRADESH, CHHATISGARH, DELHI, HARYANA, MAHARASHTRA, WEST BENGAL

Poor:(Below 80% of targets)

BIHAR, MADHYA PRADESH, PUDUCHERRY, ANDAMAN AND NICOBAR ISLANDS, CHANDIGARH, DAMAN AND DIU, LAKSHADWEEP

Food Security: Targeted Public Distribution System (Only Antyodaya Anna Yojana)

Off take

% Achievement of Target
During April 2013 - March 2014

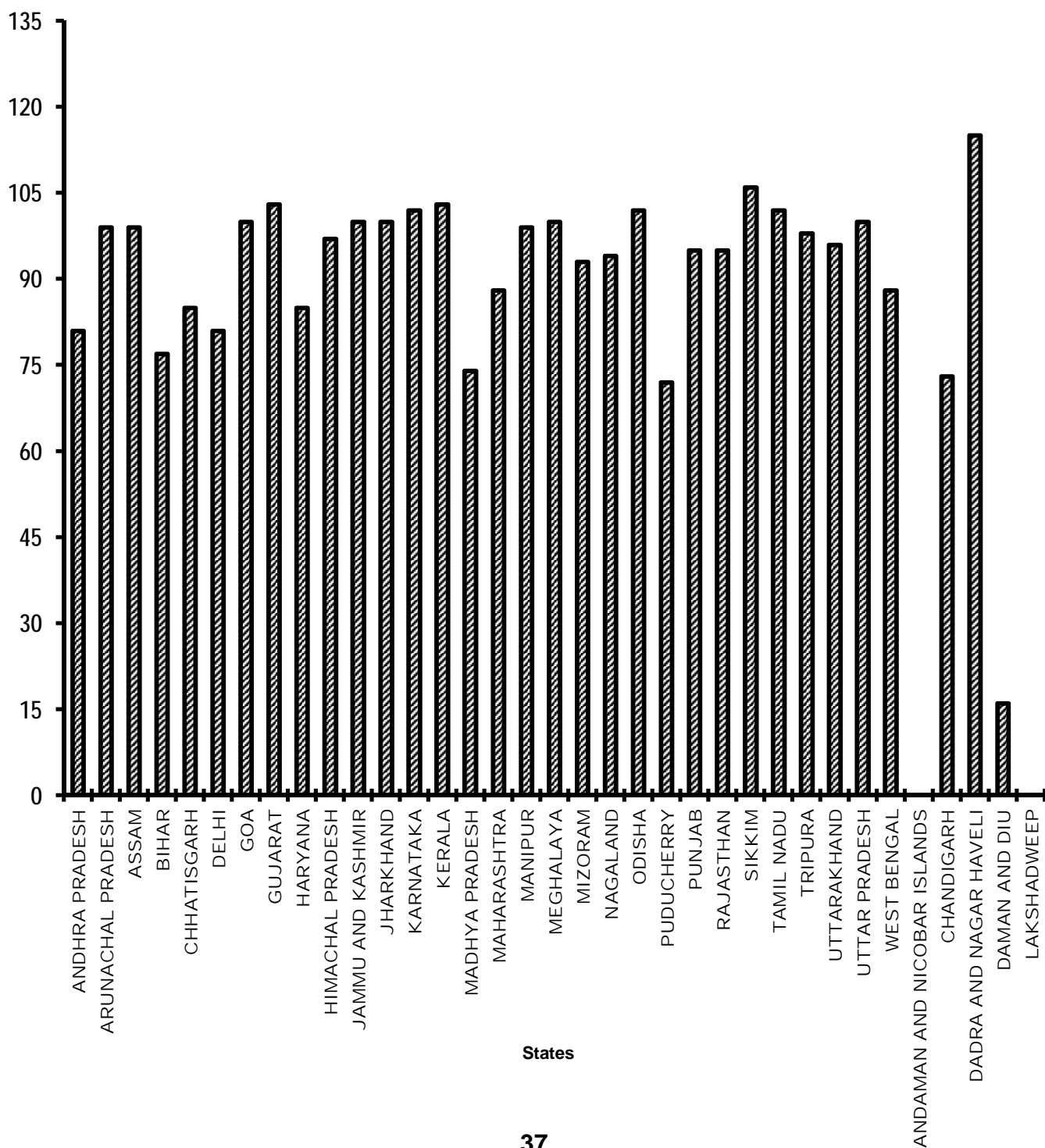


Table - 6(C)

Food Security - Targeted Public Distribution System (Only BPL)

Sl. No.	State/UT Name	Allocation of Food Grains (Tonnes)	Off take (Tonnes)	Achievement till last month	Percentage of offtake w.r.t. Allocation of Food Grains
		April 2013- March 2014	April 2013- March 2014		
(1)	(2)	(3)	(4)	(5)	(6)
1	ANDHRA PRADESH	10,52,088	8,26,041	7,63,396	79
2	ARUNACHAL PRADESH	25,524	26,061	23,264	102
3	ASSAM	4,75,224	4,72,071	4,33,044	99
4	BIHAR	15,48,591	16,15,374	15,76,510	104
5	CHHATISGARH	364266 \$	4,05,116	4,05,116	111
6	DELHI	54,348	49,513	49,513	91
7	GOA	5,532	5,495	5,495	99
8	GUJARAT	5,50,368	5,60,286	5,17,664	102
9	HARYANA	86,905	81,418	81,418	94
10	HIMACHAL PRADESH	66,570	55,938	55,938	84
11	JAMMU AND KASHMIR	2,01,696	1,98,621	1,87,767	98
12	JHARKHAND	6,19,968	6,13,287	5,60,611	99
13	KARNATAKA	6,27,345 \$	6,61,352	6,61,352	105
14	KERALA	4,02,348	4,04,243	3,73,812	100
15	MADHYA PRADESH	9,79,198	12,71,059	12,18,387	130
16	MAHARASHTRA	14,21,146	14,75,682	14,73,997	104
17	MANIPUR	43,008	42,545	39,883	99
18	MEGHALAYA	47,376	47,377	43,307	100
19	MIZORAM	17,640	16,640	15,270	94
20	NAGALAND	32,112	31,954	29,735	100
21	ODISHA	11,67,942	11,61,373	10,64,590	99
22	PUDUCHERRY	21,564	12,908	12,908	60
23	PUNJAB	80,784	77,442	77,442	96
24	RAJASTHAN	3,14,766	3,13,274	3,13,274	100
25	SIKKIM	11,304	11,361	10,291	101
26	TAMIL NADU	12,59,232	12,76,043	11,72,750	101
27	TRIPURA	76,380	76,457	70,122	100
28	UTTARAKHAND	1,28,988	1,30,844	1,22,255	101
29	UTTAR PRADESH	27,65,484	27,76,437	25,43,790	100
30	WEST BENGAL	15,53,580	14,97,443	13,64,589	96
31	ANDAMAN & NICOBAR ISLANDS	5,340	0	0	0
32	CHANDIGARH	3,130	3,042	3,042	97
33	DADRA AND NAGAR HAVELI	5,028	5,674	5,195	113
34	DAMAN AND DIU	1,044	268	241	26
35	LAKSHADWEEP	756	770	770	102
Grand Total		1,60,16,575	1,62,03,409	1,52,76,738	101

Very Good: (90% or above of targets)

ARUNACHAL PRADESH, ASSAM, BIHAR, CHHATISGARH, DELHI, GOA, GUJARAT, HARYANA, JAMMU AND KASHMIR, JHARKHAND, KARNATAKA, KERALA, MADHYA PRADESH, MAHARASHTRA, MANIPUR, MEGHALAYA, MIZORAM, NAGALAND, ODISHA, PUNJAB, RAJASTHAN, SIKKIM, TAMIL NADU, TRIPURA, UTTARAKHAND, UTTAR PRADESH, WEST BENGAL, CHANDIGARH, DADRA AND NAGAR HAVELI, LAKSHADWEEP

Good: (Between 80% to 90% targets)

HIMACHAL PRADESH

Poor: (Below 80% of targets)

ANDHRA PRADESH, PUDUCHERRY, ANDAMAN AND NICOBAR ISLANDS, DAMAN AND DIU

Note: \$ Ministry has downward revised the figure.

Food Security: Targeted Public Distribution System (Only BPL)

Off take

% Achievement of Target
During April 2013 - March 2014

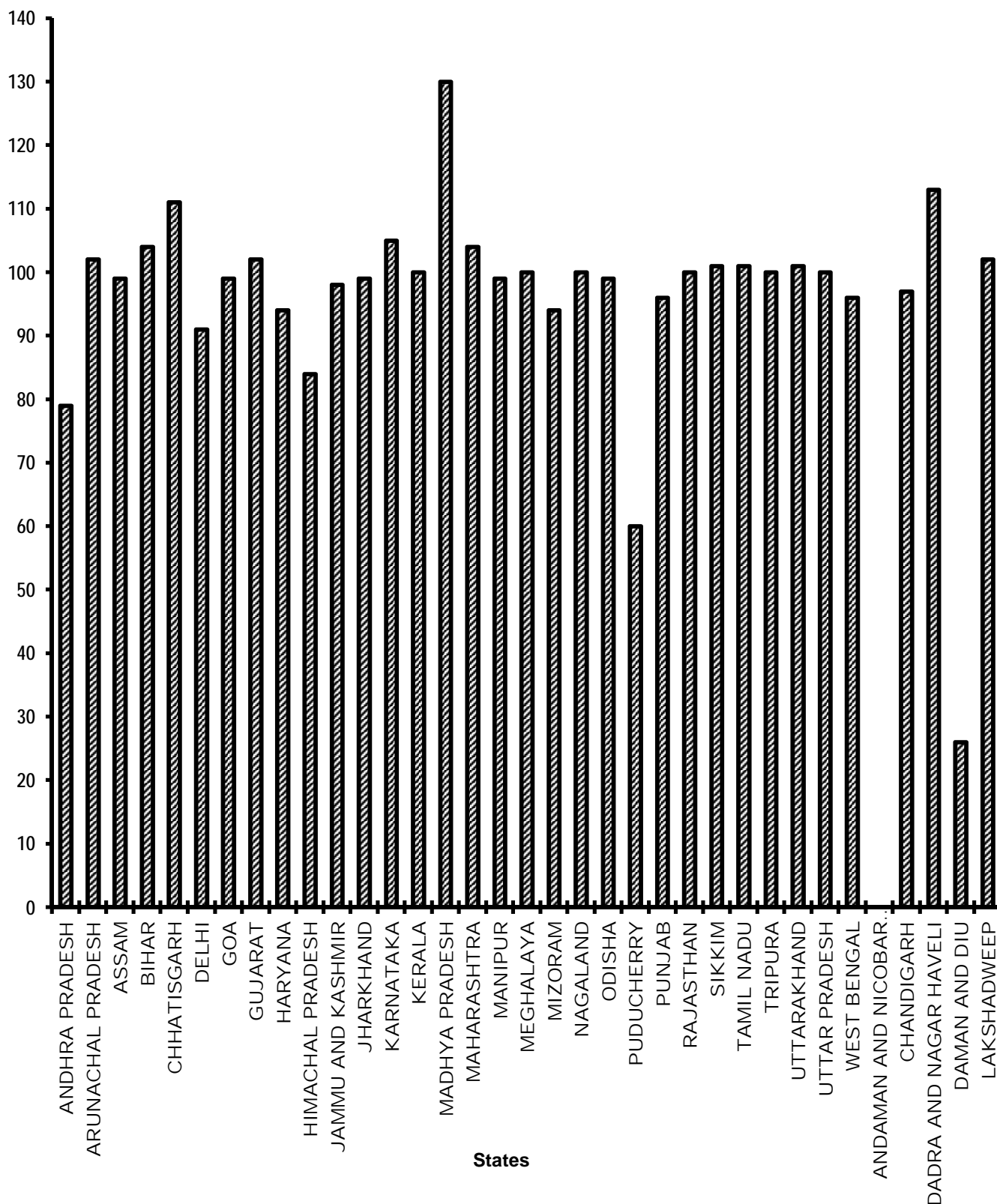


Table - 7

Rural Housing - Indira Awaas Yojana
Houses constructed
(Unit: Number)

		Target	Achievement	Percent	
		2013-2014		Achievement	
Sl. No.	State/UT Name	April 2013- March 2014	Achievement till last month	April 2013- March 2014	
(1)	(2)	(3)	(4)	(5)	(4)/(3)
1	ANDHRA PRADESH	2,07,313	2,04,662	1,84,961	99
2	ARUNACHAL PRADESH	6,870	308 *	200	4
3	ASSAM	1,38,695	54,667	49,974	39
4	BIHAR	6,05,550	6,12,938	5,88,113	101
5	CHHATISGARH	48,004	19357 *	13,948	40
6	GOA	1,393	1,667	1,532	120
7	GUJARAT	1,07,880	1,00,540	94,932	93
8	HARYANA	18,029	6,097	4,548	34
9	HIMACHAL PRADESH	7,064	6,565	1,206	93
10	JAMMU AND KASHMIR	15,952	12,929	9,784	81
11	JHARKHAND	67,153	42130 *	39,584	63
12	KARNATAKA	87,816	98,815	78,259	113
13	KERALA	45,738	55,996	45,855	122
14	MADHYA PRADESH	1,12,936	33575 *	25,802	30
15	MAHARASHTRA	1,37,314	1,25,230	60,654	91
16	MANIPUR	8,011	3,350	942	42
17	MEGHALAYA	13,865	3,594	3,453	26
18	MIZORAM	3,661	926 #	926	25
19	NAGALAND	10,439	0 *	0	0
20	ODISHA	1,28,057	1,10,516	77,462	86
21	PUDUCHERRY	1,065	18	18	2
22	PUNJAB	19,531	2,613	2,595	13
23	RAJASTHAN	85,460	77,747	63,048	91
24	SIKKIM	1,436	1,436	798	100
25	TAMIL NADU	88,436	70,937	43,803	80
26	TRIPURA	13,368	0	0	0
27	UTTARAKHAND	14,012	4,840	4,176	35
28	UTTAR PRADESH	2,97,223	2,08,154	1,41,521	70
29	WEST BENGAL	1,85,594	1,16,074	1,04,283	63
30	ANDAMAN & NICOBAR ISLANDS	2,081	238	233	11
31	DADRA AND NAGAR HAVELI	419	54	54	13
32	DAMAN AND DIU	162	6	2	4
33	LAKSHADWEEP	188	81	38	43
Grand Total		24,80,715	19,76,060	16,42,704	80

Very Good: (90% or above of targets)

ANDHRA PRADESH, BIHAR, GOA, GUJARAT, HIMACHAL PRADESH,
KARNATAKA, KERALA, MAHARASHTRA, RAJASTHAN, SIKKIM

Good: (Between 80% to 90% targets)

JAMMU AND KASHMIR, ODISHA, TAMIL NADU

Poor: (Below 80% of targets)

ARUNACHAL PRADESH, ASSAM, CHHATISGARH, HARYANA, JHARKHAND,
MADHYA PRADESH, MANIPUR, MEGHALAYA, MIZORAM, NAGALAND,
PUDUCHERRY, PUNJAB, TRIPURA, UTTARAKHAND, UTTAR PRADESH, WEST
BENGAL, ANDAMAN AND NICOBAR ISLANDS, DADRA AND NAGAR HAVELI,
DAMAN AND DIU, LAKSHADWEEP

Note: # Previous month figures have been repeated

* The figures have been reconciled with that of Ministry of Rural Development

Rural Housing - Indira Awaas Yojana

Houses constructed

% Achievement of Target

During April 2013 - March 2014

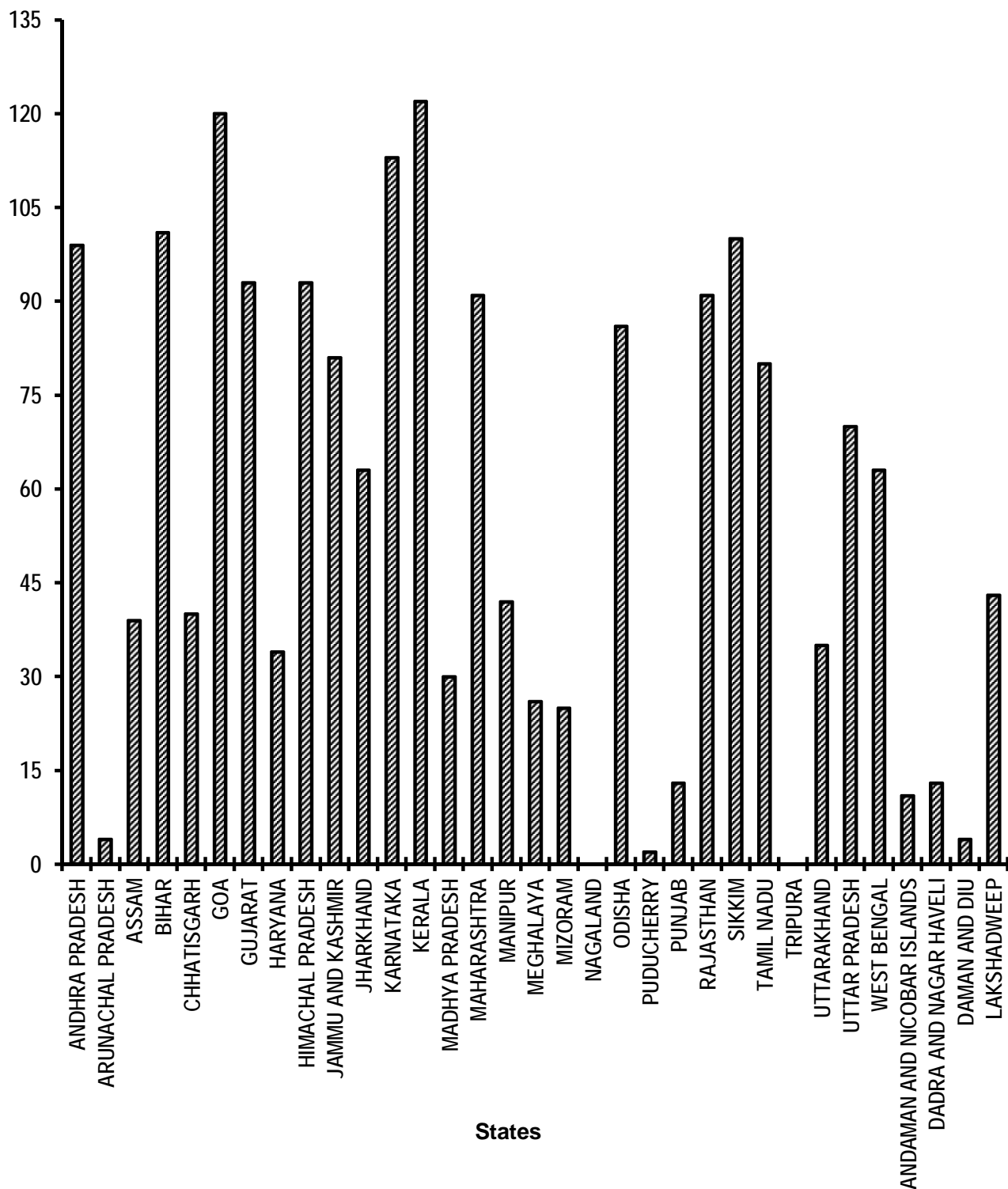


Table - 8

**EWS/LIG Houses in Urban Areas
Houses constructed
(Unit: Number)**

Sl. No.	State/UT Name	Target	Achievement	Percent Achievement	
		2013-2014	April 2013- March 2014	Achievement till last month	April 2013- March 2014
(1)	(2)	(3)	(4)	(5)	(4)/(3)
1	ANDHRA PRADESH	10,612	29,560	24,632	279
2	ARUNACHAL PRADESH	158	100 #	100	63
3	ASSAM	596	262	262	44
4	BIHAR	887	432	432	49
5	CHHATISGARH	3,812	6928 #	6,928	182
6	DELHI	12,194	13,829	3,865	113
7	GOA	-	22	12	-
8	GUJARAT	3,106	12,714	10,802	409
9	HARYANA	458	1,740	754	380
10	HIMACHAL PRADESH	222	230	0	104
11	JAMMU AND KASHMIR	860	0	0	0
12	JHARKHAND	1,589	1259 #	1,259	79
13	KARNATAKA	1,453	9,387	8,325	646
14	KERALA	1,389	599	550	43
15	MADHYA PRADESH	7,331	4553 #	4,553	62
16	MAHARASHTRA	12,362	21,771	15,400	176
17	MANIPUR	411	942	942	229
18	MEGHALAYA	341	0	0	0
19	MIZORAM	455	0 #	0	0
20	NAGALAND	129	0 #	0	0
21	ODISHA	1,562	0	0	0
22	PUDUCHERRY	281	7	7	2
23	PUNJAB	1,947	0	0	0
24	RAJASTHAN	6,478	7,610	4,279	117
25	SIKKIM	49	15	15	31
26	TAMIL NADU	9,036	9,036	9,036	100
27	TRIPURA	35	186	186	531
28	UTTARAKHAND	692	0	0	0
29	UTTAR PRADESH	9,778	544	248	6
30	WEST BENGAL	9,405	18,922	4,658	201
31	ANDAMAN & NICOBAR ISLANDS	-	0	0	-
32	CHANDIGARH	2,372	0	0	0
33	DADRA AND NAGAR HAVELI	-	0	0	-
34	DAMAN AND DIU	2	0	0	0
Grand Total		1,00,002	1,40,648	97,245	141

Very Good:(90% or above of targets)

ANDHRA PRADESH, CHHATISGARH, DELHI, GUJARAT, HARYANA, HIMACHAL PRADESH, KARNATAKA, MAHARASHTRA, MANIPUR, RAJASTHAN, TAMIL NADU, TRIPURA

Poor:(Below 80% of targets)

ARUNACHAL PRADESH, ASSAM, BIHAR, JAMMU AND KASHMIR, JHARKHAND, KERALA, MADHYA PRADESH, MEGHALAYA, MIZORAM, NAGALAND, ODISHA, PUDUCHERRY, PUNJAB, SIKKIM, UTTARAKHAND, UTTAR PRADESH, WEST BENGAL, CHANDIGARH, DAMAN AND DIU

Note: # Previous month figures have been repeated

EWS/LIG Houses in Urban Areas

Houses constructed
% Achievement of Target
During April 2013 - March 2014

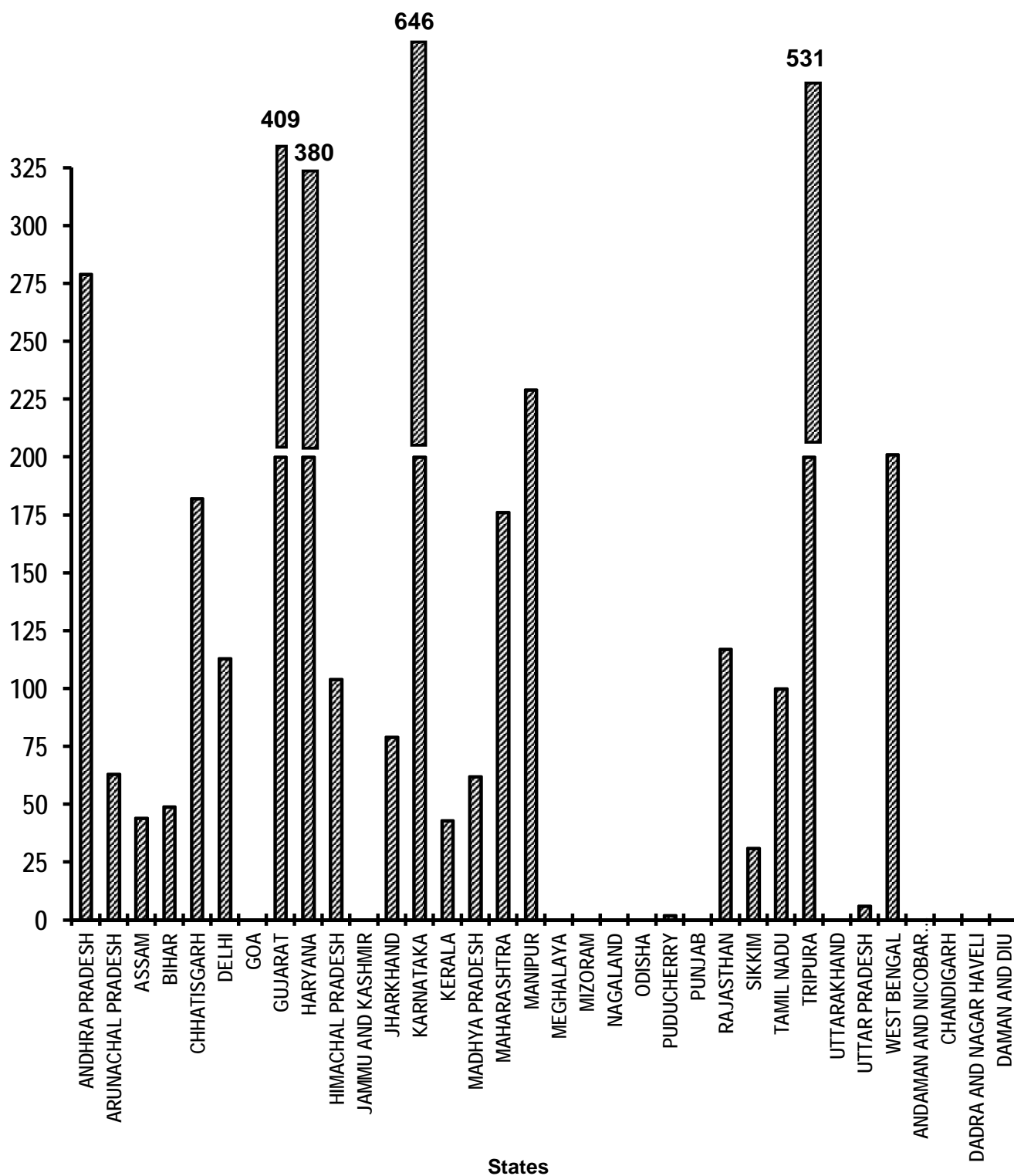


Table - 9(A)

Rural Areas: National Rural Drinking Water Programme (NRDWP)
Habitations covered (Partially covered & Slipped back)
(Unit: Number)

Sl. No.	State/UT Name	Target	Achievement	Percent Achievement	
		2013-2014	April 2013- March 2014	Achievement till last month	April 2013- March 2014
(1)	(2)	(3)	(4)	(5)	(4)/(3)
1	ANDHRA PRADESH	5,581	5,987	5,615	107
2	ARUNACHAL PRADESH	285	357 *	103	125
3	ASSAM	4,050	4,143	3,666	102
4	BIHAR	9,000	8,546	6,358	95
5	CHHATISGARH	8,100	10192 *	7,239	126
6	GUJARAT	875	1,811	1,631	207
7	HARYANA	807	556	505	69
8	HIMACHAL PRADESH	2,500	2,505	2,026	100
9	JAMMU AND KASHMIR	948	901	653	95
10	JHARKHAND	12,024	12518 *	8,094	104
11	KARNATAKA	7,700	14,258	9,864	185
12	KERALA	774	326	326	42
13	MADHYA PRADESH	11,300	12941 *	8,379	115
14	MAHARASHTRA	4,136	3,695	2,317	89
15	MANIPUR	250	252	166	101
16	MEGHALAYA	559	413	413	74
17	MIZORAM	45	26 *	26	58
18	NAGALAND	34	120 *	101	353
19	ODISHA	10,873	17,289	13,398	159
20	PUDUCHERRY	17	0	0	0
21	PUNJAB	1,529	1,204	925	79
22	RAJASTHAN	1,590	3,062	1,877	193
23	SIKKIM	200	90	75	45
24	TAMIL NADU	5,460	5,450	3,694	100
25	TRIPURA	28	436	345	1,557
26	UTTARAKHAND	1,073	979	765	91
27	UTTAR PRADESH	24,000	20,487	8,352	85
28	WEST BENGAL	2,755	2,472	1,840	90
Grand Total		1,16,493	1,31,016	88,753	112

Very Good:(90% or above of targets)

ANDHRA PRADESH, ARUNACHAL PRADESH, ASSAM, BIHAR, CHHATISGARH, GUJARAT, HIMACHAL PRADESH, JAMMU AND KASHMIR, JHARKHAND, KARNATAKA, MADHYA PRADESH, MANIPUR, NAGALAND, ODISHA, RAJASTHAN, TAMIL NADU, TRIPURA, UTTARAKHAND, WEST BENGAL

Good:(Between 80% to 90% targets)

MAHARASHTRA, UTTAR PRADESH

Poor:(Below 80% of targets)

HARYANA, KERALA, MEGHALAYA, MIZORAM, PUDUCHERRY, PUNJAB, SIKKIM

Note: * The figures have been reconciled with that of M/o Drinking Water & Sanitation

Rural Areas- National Rural Drinking Water Programme (NRDWP)

Habitations covered (Partially Covered & Slipped back)

% Achievement of Target
During April 2013 - March 2014

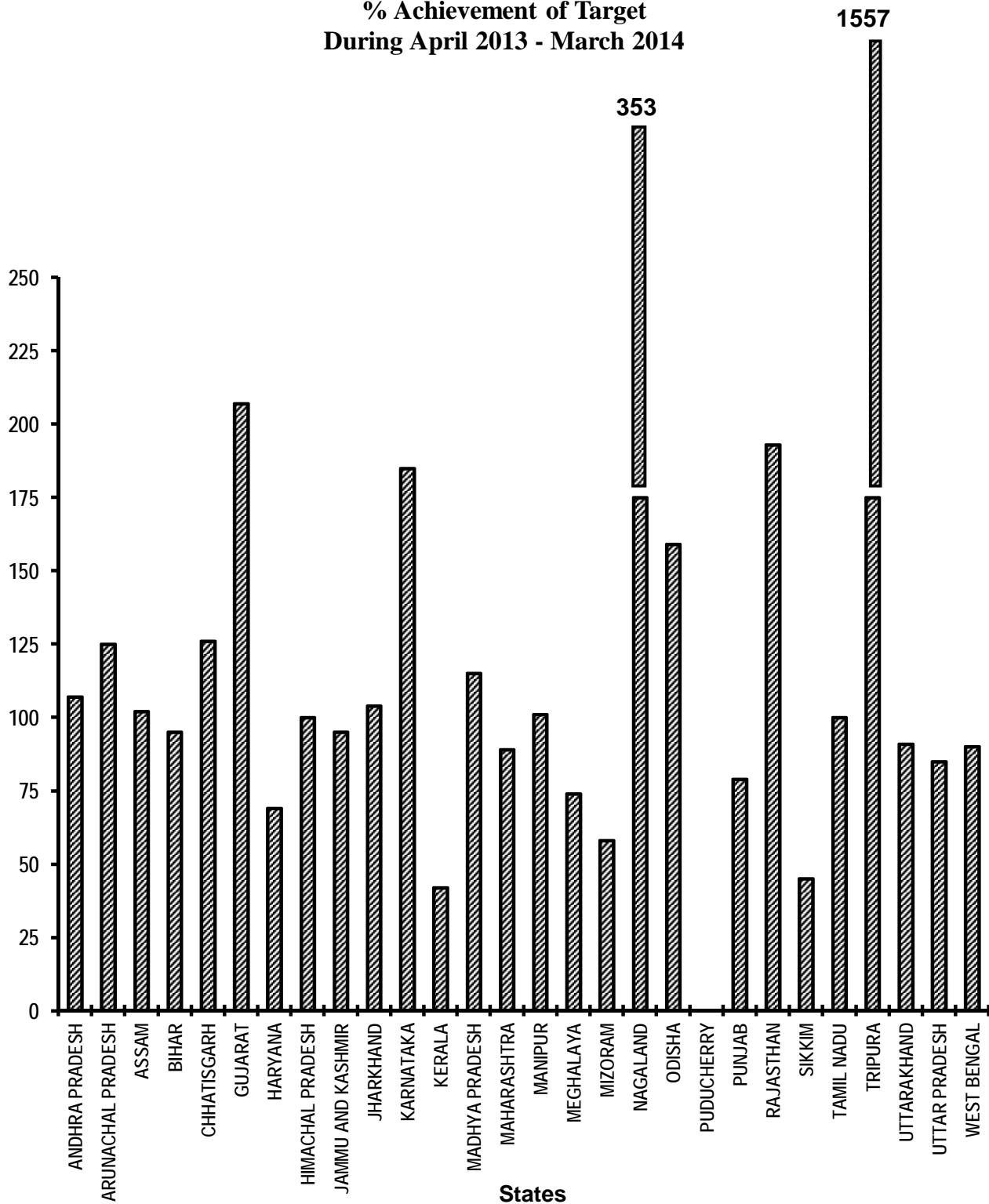


Table - 9(B)

Rural Areas: National Rural Drinking Water Programme (NRDWP)
Coverage of water quality affected habitations
(Unit: Number)

Sl. No.	State/UT Name	Target	Achievement	Percent Achievement	
		2013-2014	April 2013- March 2014	till last month	April 2013- March 2014
(1)	(2)	(3)	(4)	(5)	(4)/(3)
1	ANDHRA PRADESH	217	373	326	172
2	ARUNACHAL PRADESH	19	12 *	3	63
3	ASSAM	3,125	2,408	1,766	77
4	BIHAR	4,832	4,125	3,212	85
5	CHHATISGARH	2,600	985	985	38
6	GUJARAT	175	174	140	99
7	HARYANA	11	4	4	36
8	JAMMU AND KASHMIR	7	0	0	0
9	JHARKHAND	108	28 *	27	26
10	KARNATAKA	2,678	1,916	1,190	72
11	KERALA	150	32	32	21
12	MADHYA PRADESH	1,750	873 *	361	50
13	MAHARASHTRA	577	370	247	64
14	MEGHALAYA	57	38	38	67
15	NAGALAND	51	35 *	23	69
16	ODISHA	2,627	1,589	1,264	60
17	PUDUCHERRY	6	0	0	0
18	PUNJAB	410	23	23	6
19	RAJASTHAN	1,400	1,275	419	91
20	TAMIL NADU	540	245	55	45
21	TRIPURA	1,150	684	517	59
22	UTTARAKHAND	10	10	10	100
23	UTTAR PRADESH	1,000	305	156	30
24	WEST BENGAL	1,845	1,685	1,240	91
Grand Total		25,345	17,189	12,038	68

Very Good:(90% or above of targets)

ANDHRA PRADESH, GUJARAT, RAJASTHAN, UTTARAKHAND, WEST BENGAL

Good:(Between 80% to 90% targets)

BIHAR

Poor:(Below 80% of targets)

ARUNACHAL PRADESH, ASSAM, CHHATISGARH, HARYANA, JAMMU AND KASHMIR, JHARKHAND, KARNATAKA, KERALA, MADHYA PRADESH, MAHARASHTRA, MEGHALAYA, NAGALAND, ODISHA, PUDUCHERRY, PUNJAB, TAMIL NADU,

Note: * The figures have been reconciled with that of M/o Drinking Water & Sanitation

Rural Areas- National Rural Drinking Water Programme (NRDWP)

Coverage of Water Quality Affected Habitations

% Achievement of Target
During April 2013 - March 2014

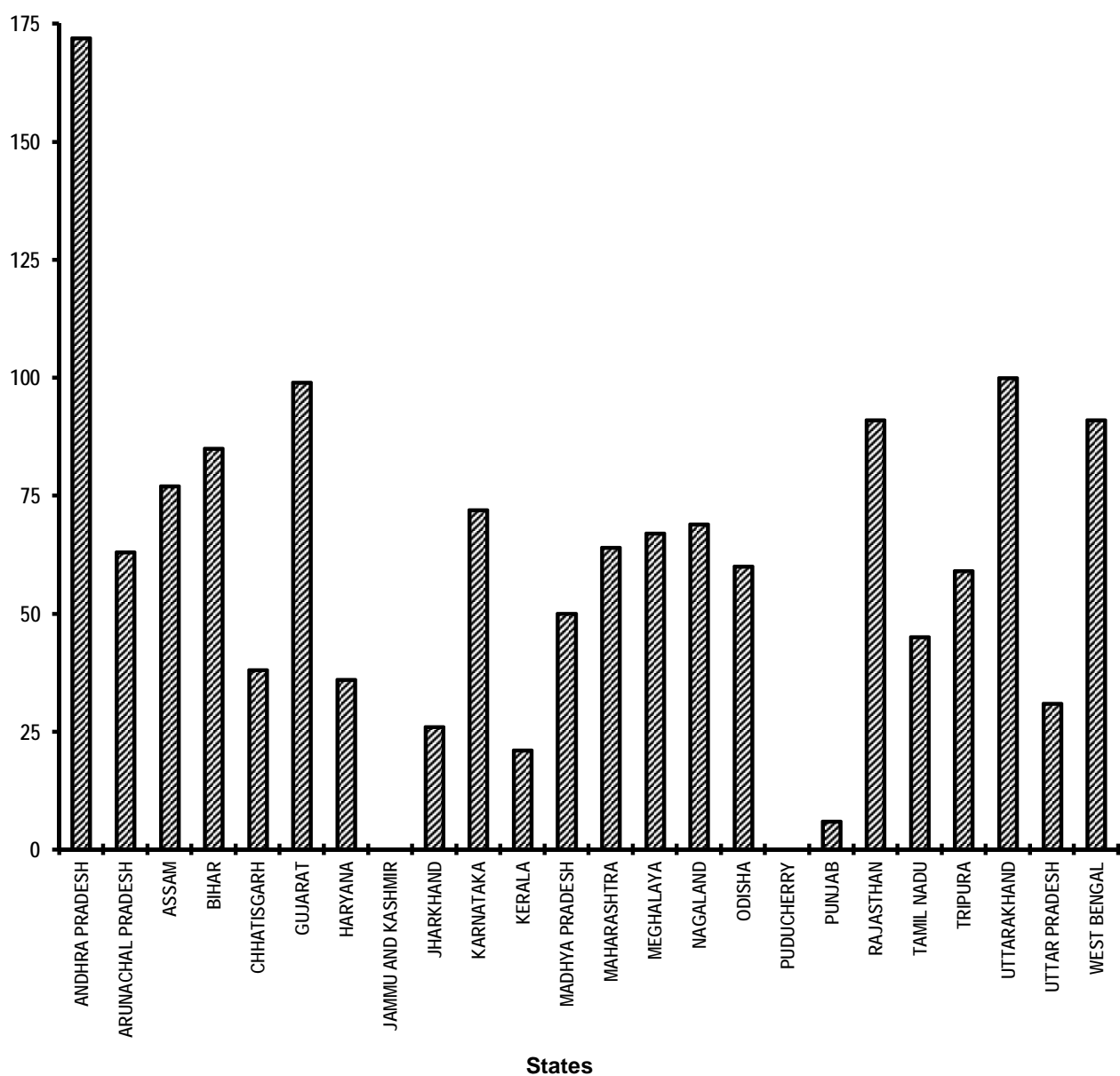


Table - 10

**Sanitation Programme in Rural Areas
(Unit: Number)**

Sl. No.	State/UT Name	Individual Household latrines constructed (Number)	Achievement
		April 2013- March 2014 #	till last month
(1)	(2)	(3)	(4)
1	ANDHRA PRADESH	2,57,305	2,57,305
2	ARUNACHAL PRADESH	10,696	10,696
3	ASSAM	1,34,918	1,34,918
4	BIHAR	1,40,520	1,40,520
5	CHHATISGARH	48,663	48,663
6	DELHI	0	0
7	GOA	0	0
8	GUJARAT	1,33,234	1,33,234
9	HARYANA	1,01,568	1,01,568
10	HIMACHAL PRADESH	8,427	8,427
11	JAMMU AND KASHMIR	53,127	53,127
12	JHARKHAND	58,305	58,305
13	KARNATAKA	3,55,864	3,55,864
14	KERALA	22,792	22,792
15	MADHYA PRADESH	3,89,025	3,89,025
16	MAHARASHTRA	4,33,390	4,33,390
17	MANIPUR	27,215	27,215
18	MEGHALAYA	14,641	14,641
19	MIZORAM	4,135	4,135
20	NAGALAND	19,868	19,868
21	ODISHA	28,404	28,404
22	PUDUCHERRY	0	0
23	PUNJAB	3,912	3,912
24	RAJASTHAN	2,09,528	2,09,528
25	SIKKIM	3,443	3,443
26	TAMIL NADU	1,80,930	1,80,930
27	TRIPURA	5,045	5,045
28	UTTARAKHAND	82,444	82,444
29	UTTAR PRADESH	8,14,525	8,14,525
30	WEST BENGAL	6,11,124	6,11,124
31	ANDAMAN & NICOBAR ISLANDS	0	0
32	CHANDIGARH	0	0
33	DADRA AND NAGAR HAVELI	0	0
34	DAMAN AND DIU	0	0
35	LAKSHADWEEP	0	0
Grand Total		41,53,048	41,53,048

Note: # Previous month figure repeated

Table - 11

**Institutional Delivery
(Unit: Number)**

Sl. No.	State/UT Name	Delivery in institutions (Number) April 2013- March 2014	Achievement till last month
(1)	(2)	(3)	(4)
1	ANDHRA PRADESH	13,76,839	12,64,176
2	ARUNACHAL PRADESH	10277 #	10,277
3	ASSAM	0	0
4	BIHAR	13,89,535	13,89,535
5	CHHATISGARH	1,11,520 #	1,11,520
6	DELHI	2,80,535	2,47,799
7	GOA	16,117	14,862
8	GUJARAT	10,83,358	8,82,523
9	HARYANA	4,14,002	3,74,028
10	HIMACHAL PRADESH	75,855	70,170
11	JAMMU AND KASHMIR	1,48,476	1,38,678
12	JHARKHAND	1,26,791 #	1,26,791
13	KARNATAKA	8,06,542	7,40,638
14	KERALA	4,93,258	4,48,300
15	MADHYA PRADESH	8,48,461 #	8,48,461
16	MAHARASHTRA	16,81,569	15,24,234
17	MANIPUR	27,717	25,550
18	MEGHALAYA	43,296	39,348
19	MIZORAM	5688 #	5,688
20	NAGALAND	4007 #	4,007
21	ODISHA	6,29,562	5,71,640
22	PUDUCHERRY	43,707	35,452
23	PUNJAB	3,50,023	3,14,920
24	RAJASTHAN	13,69,238	12,49,349
25	SIKKIM	6,471	5,980
26	TAMIL NADU	10,17,103	9,27,960
27	TRIPURA	37,176	37,176
28	UTTARAKHAND	1,16,930	1,06,963
29	UTTAR PRADESH	27,94,658	25,72,080
30	WEST BENGAL	9,62,207	7,91,219
31	ANDAMAN & NICOBAR ISLANDS	4,992	4,575
32	CHANDIGARH	25,282	23,411
33	DADRA AND NAGAR HAVELI	7,481	6,819
34	DAMAN AND DIU	3,630	3,306
35	LAKSHADWEEP	671	576
Grand Total		1,63,12,974	1,49,18,011

Note: # Previous month figures have been repeated

Table - 12(A)

SC Families assisted
SC families assisted under SCA to SCSP & NSFDC
(Unit: Number)

Sl. No.	State/UT Name	Target	Achievement	Percent	
		2013-2014	April 2013- March 2014	Achievement till last month	Achievement April 2013- March 2014
(1)	(2)	(3)	(4)	(5)	(4)/(3)
1	ANDHRA PRADESH	1,21,813	51,058	47,502	42
2	ASSAM	11,637	21,803	18,351	187
3	BIHAR	11,982	1,93,106 #	1,93,106	1,612
4	CHHATISGARH	98,071	422	422	0
5	DELHI	680	6,330	5,513	931
6	GOA	16,804	30	20	0
7	GUJARAT	14,130	88,537	78,845	627
8	HARYANA	19,394	82,217	69,090	424
9	HIMACHAL PRADESH	11,515	28,181	26,608	245
10	JAMMU AND KASHMIR	5,713	4,758	4,642	83
11	JHARKHAND	16,574	81841 #	81,841	494
12	KARNATAKA	66,871	42523 \$	1,47,180	64
13	KERALA	14,457	39,424	32,341	273
14	MADHYA PRADESH	66,098	1,44,125 #	1,44,125	218
15	MAHARASHTRA	41,759	20,333	16,702	49
16	MANIPUR	650	364	0	56
17	ODISHA	41,473	40,063	28,572	97
18	PUDUCHERRY	608	1,132	836	186
19	PUNJAB	30,838	7,383	206	24
20	RAJASTHAN	46,649	49,857	24,789	107
21	SIKKIM	352	2,240	2,240	636
22	TAMIL NADU	57,573	24,617	19,552	43
23	TRIPURA	6,370	4,437	3,851	70
24	UTTARAKHAND	8,347	8,396	7,798	101
25	UTTAR PRADESH	1,69,519	68,957	56,817	41
26	WEST BENGAL	82,224	3,94,386	3,05,903	480
27	CHANDIGARH	905	725	722	80
Grand Total		9,63,006	14,07,245	13,17,574	146

Very Good:(90% or above of targets)

ASSAM, BIHAR, DELHI, GUJARAT, HARYANA, HIMACHAL PRADESH,
 JHARKHAND, KERALA, MADHYA PRADESH,

Good:(Between 80% to 90% targets)

JAMMU AND KASHMIR, CHANDIGARH

Poor:(Below 80% of targets)

ANDHRA PRADESH, CHHATISGARH, GOA, KARNATAKA, MAHARASHTRA,
 MANIPUR, PUNJAB, TAMIL NADU, TRIPURA,

Note: # Previous month figures have been repeated

\$ The state has downward revised the figure.

SC Families Assisted under SCA to SCSP & NSFDC

% Achievement of Target
During April 2013 - March 2014

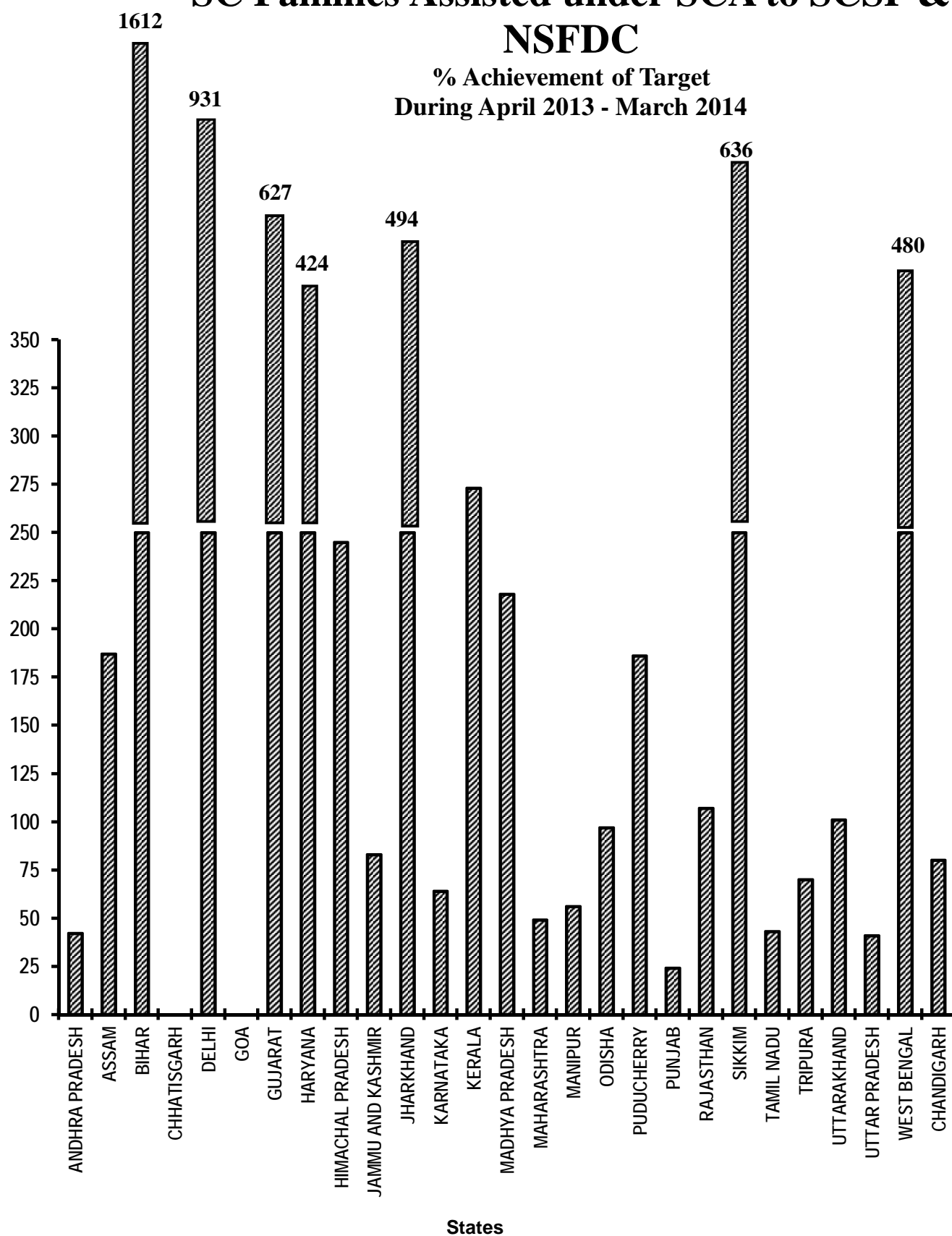


Table - 12(B)

**SC Families assisted
SC students assisted under post matric scholarship
(Unit: Number)**

		Target	Achievement	Percent	
		2013-2014		Achievement	
Sl. No.	State/UT Name	April 2013- March 2014	Achievement till last month	April 2013- March 2014	
(1)	(2)	(3)	(4)	(5)	(4)/(3)
1	ANDHRA PRADESH	7,11,017	6,08,797	NR	86
2	ASSAM	25,962	0	0	0
3	BIHAR	1,42,877	NR	NR	0
4	CHHATISGARH	94,548	4,52,665 #	4,52,665	479
5	DELHI	18,725	17,937	0	96
6	GOA	212	NR	NR	0
7	GUJARAT	1,09,199	1,11,181	95,188	102
8	HARYANA	78,120	76,964	6,264	99
9	HIMACHAL PRADESH	16,050	16,800	856	105
10	JAMMU AND KASHMIR	8,429	87,482	NR	1,038
11	JHARKHAND	14,142	NR	NR	0
12	KARNATAKA	3,30,530	3,89,489	3,20,221	118
13	KERALA	1,26,048	90,576	90,576	72
14	MADHYA PRADESH	2,59,774	NR	NR	0
15	MAHARASHTRA	6,16,660	4,01,373	2,87,769	65
16	MANIPUR	4,757	NR	NR	0
17	MEGHALAYA	296	0	0	0
18	ODISHA	1,11,642	NR	NR	0
19	PUDUCHERRY	9,568	2,905	690	30
20	PUNJAB	96,936	3,35,000	1,77,453	346
21	RAJASTHAN	2,97,488	3,68,135	3,00,186	124
22	SIKKIM	439	NR	NR	0
23	TAMIL NADU	8,40,325	9,01,147	6,80,524	107
24	TRIPURA	33,454	29,053	0	87
25	UTTARAKHAND	71,312	70,502	59,222	99
26	UTTAR PRADESH	8,82,070	NR	NR	0
27	WEST BENGAL	6,00,247	NR	NR	0
28	CHANDIGARH	-	NR	NR	-
Grand Total		55,00,827	39,60,006	24,71,614	72

Very Good:(90% or above of targets)

CHHATISGARH, DELHI, GUJARAT, HARYANA, HIMACHAL PRADESH, JAMMU AND KASHMIR, KARNATAKA, PUNJAB, RAJASTHAN, TAMIL NADU, UTTARAKHAND

Good:(Between 80% to 90% targets)

ANDHRA PRADESH, TRIPURA

Poor:(Below 80% of targets)

ASSAM, BIHAR, GOA, JHARKHAND, KERALA, MADHYA PRADESH, MAHARASHTRA, MANIPUR, MEGHALAYA, ODISHA, PUDUCHERRY, SIKKIM, UTTAR PRADESH, WEST BENGAL

Note: * So far Chhatisgarh, Delhi, Gujarat, Haryana, Himachal Pradesh, Jammu & Kashmir, Karnataka, Kerala, Maharashtra, Meghalaya, Puducherry, Punjab, Rajasthan, Tamil Nadu and Uttarakhand have furnished information on this parameter. States/UTs of Assam and Meghalaya have reported zero information. All other States have not furnished information, consequently their performance has also been taken as zero.

NR: Not Reported

Previous month figures have been repeated

SC Students Assisted under Post Matric Scholarship

% Achievement of Target
During April 2013 - March 2014

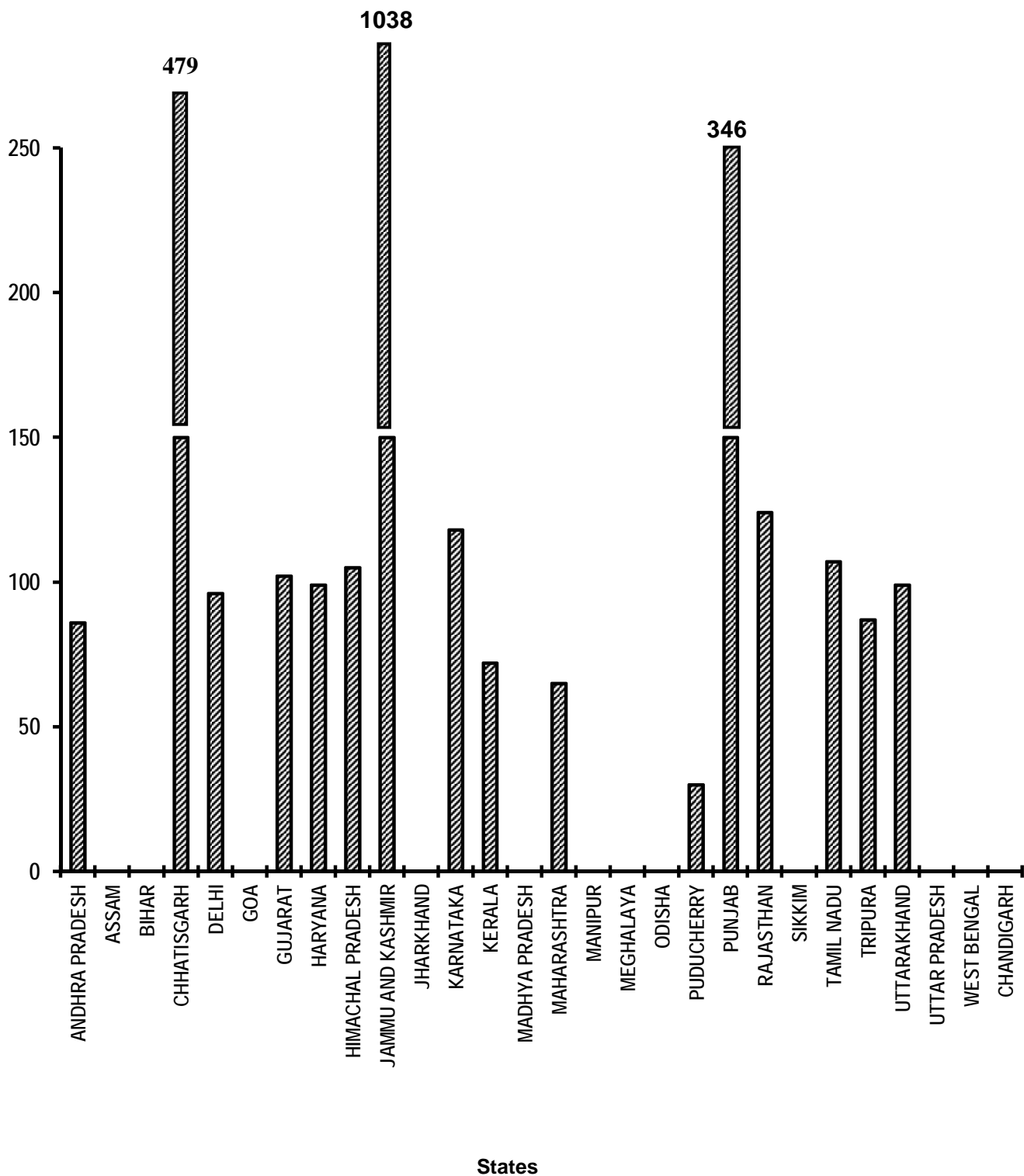


Table - 13

Universalization of ICDS Scheme
ICDS Blocks Operational (Cumulative)
(Unit: Number)

Sl. No.	State/UT Name	Target	Achievement	Percent
		2013-2014	April 2013- March 2014 till last month	Achievement April 2013- March 2014
(1)	(2)	(3)	(4)	(5)/(3)
1	ANDHRA PRADESH	395	406	103
2	ARUNACHAL PRADESH	95	93 #	98
3	ASSAM	231	231	100
4	BIHAR	544	544	100
5	CHHATISGARH	220	220 #	100
6	DELHI	95	95	100
7	GOA	11	11	100
8	GUJARAT	336	336	100
9	HARYANA	148	148	100
10	HIMACHAL PRADESH	78	78	100
11	JAMMU AND KASHMIR	141	141	100
12	JHARKHAND	212	204 #	96
13	KARNATAKA	204	204	100
14	KERALA	258	258	100
15	MADHYA PRADESH	453	453 #	100
16	MAHARASHTRA	553	553	100
17	MANIPUR	42	42	100
18	MEGHALAYA	41	41	100
19	MIZORAM	27	27 #	100
20	NAGALAND	59	59 #	100
21	ODISHA	338	338	100
22	PUDUCHERRY	5	5	100
23	PUNJAB	154	154	100
24	RAJASTHAN	304	304	100
25	SIKKIM	13	13	100
26	TAMIL NADU	434	434	100
27	TRIPURA	56	56	100
28	UTTARAKHAND	105	105	100
29	UTTAR PRADESH	897	880	98
30	WEST BENGAL	575	520	90
31	ANDAMAN & NICOBAR ISLANDS	5	5	100
32	CHANDIGARH	3	3	100
33	DADRA AND NAGAR HAVELI	2	2	100
34	DAMAN AND DIU	2	2	100
35	LAKSHADWEEP	9	9	100
Grand Total		7,045	6,974	99

Very Good:(90% or above of targets)

ANDHRA PRADESH, ARUNACHAL PRADESH, ASSAM, BIHAR, CHHATISGARH, DELHI, GOA, GUJARAT, HARYANA, HIMACHAL PRADESH, JAMMU AND KASHMIR, JHARKHAND, KARNATAKA, KERALA, MADHYA PRADESH, MAHARASHTRA,

MANIPUR, MEGHALAYA, MIZORAM, NAGALAND, ODISHA, PUDUCHERRY, PUNJAB, RAJASTHAN, SIKKIM, TAMIL NADU, TRIPURA, UTTARAKHAND, UTTAR PRADESH, WEST BENGAL, ANDAMAN AND NICOBAR ISLANDS, CHANDIGARH, DADRA AND NAGAR HAVELI, DAMAN AND DIU, LAKSHADWEEP

Note: # Previous month figures have been repeated

Universalization of ICDS Scheme

ICDS Blocks Operational (Cumulative)

% Achievement of Target
During Apr 2013 - March 2014

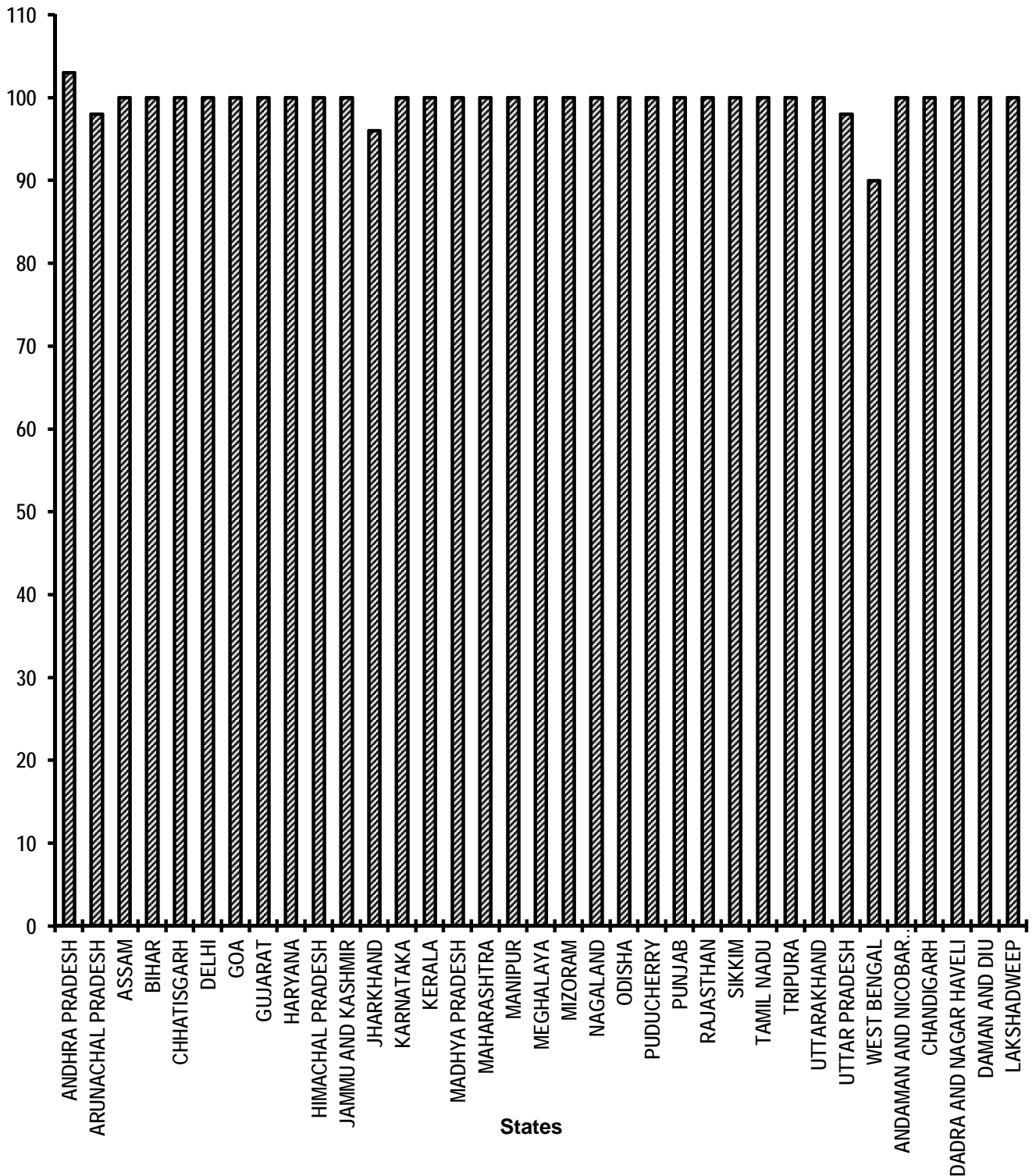


Table - 14

Functional Anganwadis
Anganwadis Functional (Cumulative)
(Unit: Number)

Sl. No.	State/UT Name	Target	Achievement	Percent
		2013-2014	April 2013- March 2014 till last month	Achievement April 2013- March 2014
(1)	(2)	(3)	(4)	(5)
				(4)/(3)
1	ANDHRA PRADESH	90,349	90,684	90,614
2	ARUNACHAL PRADESH	6,107	6028 #	6,028
3	ASSAM	62,153	62,153	62,153
4	BIHAR	91,793	91,677	91,677
5	CHHATISGARH	55,372	49730 #	49,730
6	DELHI	10,984	10,897	10,897
7	GOA	1,262	1,262	1,262
8	GUJARAT	50,990	52,043	51,868
9	HARYANA	25,727	25,905	25,851
10	HIMACHAL PRADESH	18,890	18,907	18,906
11	JAMMU AND KASHMIR	28,577	28,594	28,591
12	JHARKHAND	38,432	38365 #	38,365
13	KARNATAKA	64,518	64,518	64,518
14	KERALA	33,112	33,115	33,115
15	MADHYA PRADESH	91,575	91138 #	91,138
16	MAHARASHTRA	1,07,933	97,126	97,070
17	MANIPUR	10,534	9,805	9,805
18	MEGHALAYA	5,156	5,155	5,155
19	MIZORAM	1,980	1980 #	1,980
20	NAGALAND	3,455	3455 #	3,455
21	ODISHA	71,830	71,140	71,140
22	PUDUCHERRY	788	788	788
23	PUNJAB	26,656	26,656	26,656
24	RAJASTHAN	61,108	59,945	59,887
25	SIKKIM	1,233	1,233	1,233
26	TAMIL NADU	54,880	54,439	54,439
27	TRIPURA	9,908	9,911	9,911
28	UTTARAKHAND	20,487	19,331	19,209
29	UTTAR PRADESH	1,87,899	1,85,020	1,85,020
30	WEST BENGAL	1,16,702	1,26,082	1,16,662
31	ANDAMAN & NICOBAR ISLANDS	710	708	708
32	CHANDIGARH	500	500	500
33	DADRA AND NAGAR HAVELI	267	268	268
34	DAMAN AND DIU	104	102	102
35	LAKSHADWEEP	107	107	107
Grand Total		13,52,078	13,38,767	13,28,808

Very Good:(90% or above of targets)

ANDHRA PRADESH, ARUNACHAL PRADESH, ASSAM, BIHAR, CHHATISGARH, DELHI, GOA, GUJARAT, HARYANA, HIMACHAL PRADESH, JAMMU AND KASHMIR, JHARKHAND, KARNATAKA, KERALA, MADHYA PRADESH, MAHARASHTRA, MANIPUR, MEGHALAYA, MIZORAM, NAGALAND, ODISHA, PUDUCHERRY, PUNJAB, RAJASTHAN, SIKKIM, TAMIL NADU, TRIPURA, UTTARAKHAND, UTTAR PRADESH, WEST BENGAL, ANDAMAN AND NICOBAR ISLANDS, CHANDIGARH, DADRA AND NAGAR HAVELI, DAMAN AND DIU, LAKSHADWEEP

Note: # Previous month figures have been repeated

Functional Anganwadis (Cumulative)

% Achievement of Target
During April 2013 - March 2014

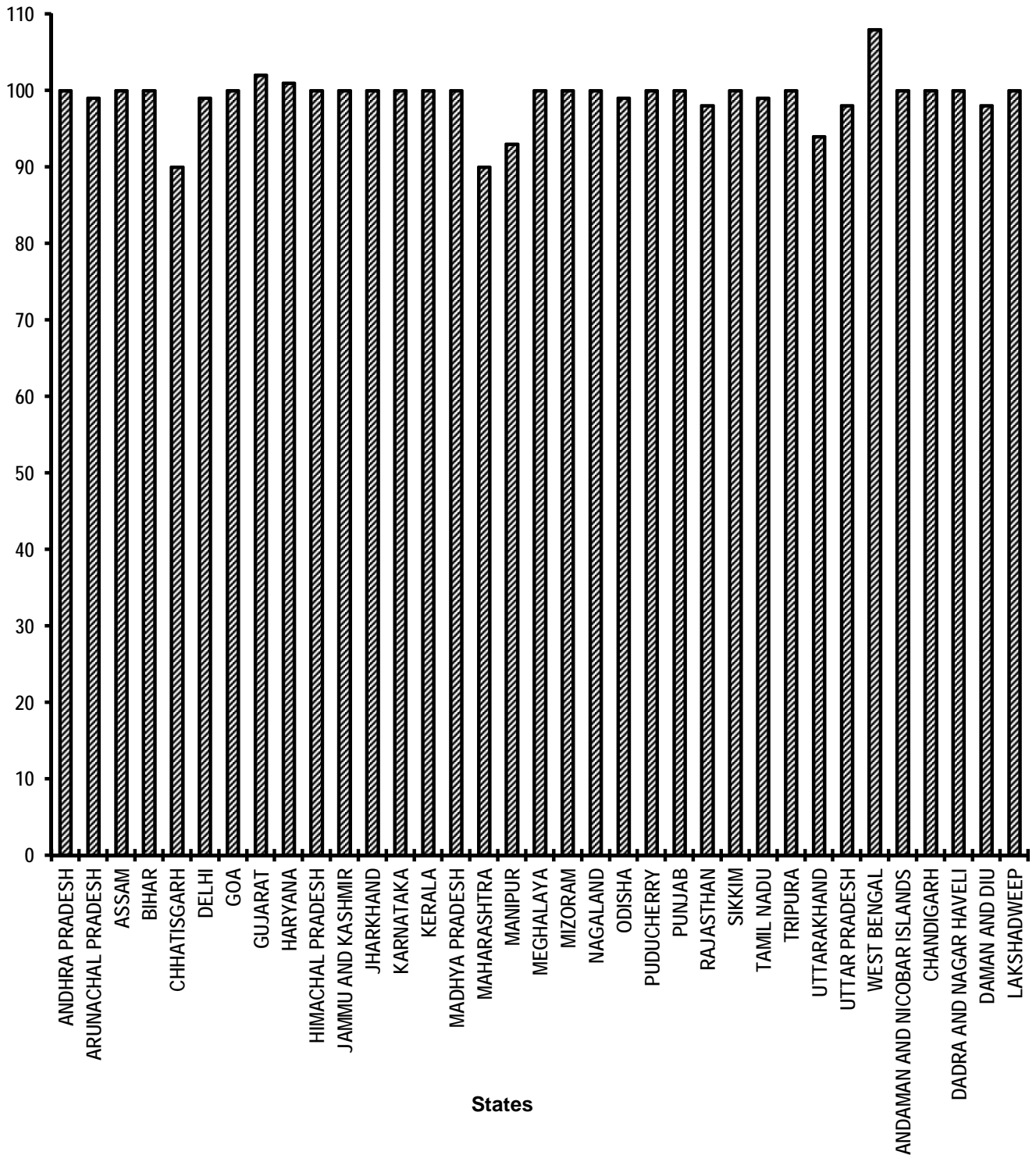


Table - 15

No. of Urban poor families assisted under Seven Point Charter
Poor Families assisted
(Unit: Number)

		Target	Achievement	Percent	
		2013-2014		Achievement	
Sl. No.	State/UT Name	April 2013- March 2014	Achievement till last month	April 2013- March 2014	
(1)	(2)	(3)	(4)	(5)	(4)/(3)
1	ANDHRA PRADESH	15,918	58,719	57,871	369
2	ARUNACHAL PRADESH	237	0 #	0	0
3	ASSAM	893	1,006	938	113
4	BIHAR	1,331	NR	0	0
5	CHHATISGARH	5,717	0 #	0	0
6	DELHI	18,290	3,277	0	18
7	GOA	-	0	0	-
8	GUJARAT	4,659	37,663	24,088	808
9	HARYANA	687	2,807	2,521	409
10	HIMACHAL PRADESH	332	8,682	0	2,615
11	JAMMU AND KASHMIR	1,290	0	0	0
12	JHARKHAND	2,384	1752 #	1,752	73
13	KARNATAKA	2,180	2,412	2,070	111
14	KERALA	2,083	4,795	3,889	230
15	MADHYA PRADESH	10,997	3484 #	3,484	32
16	MAHARASHTRA	18,543	30,396	18,102	164
17	MANIPUR	616	NR	0	0
18	MEGHALAYA	512	80	80	16
19	MIZORAM	683	0 #	0	0
20	NAGALAND	193	0 #	0	0
21	ODISHA	2,342	1,260	1,115	54
22	PUDUCHERRY	422	NR	0	0
23	PUNJAB	2,920	2,353	2,353	81
24	RAJASTHAN	9,717	10,832	10,695	111
25	SIKKIM	74	2,048	2,048	2,768
26	TAMIL NADU	13,555	16,101	15,725	119
27	TRIPURA	52	2,441	2,389	4,694
28	UTTARAKHAND	1,038	1,282	1,220	124
29	UTTAR PRADESH	14,667	1,916	1,486	13
30	WEST BENGAL	14,107	1,62,022	1,53,563	1,149
31	ANDAMAN & NICOBAR ISLANDS	-	NR	0	-
32	CHANDIGARH	3,558	484	445	14
33	DADRA AND NAGAR HAVELI	-	0	0	-
34	DAMAN AND DIU	3	0	0	0
Grand Total		1,50,000	3,55,812	3,05,834	237

Very Good:(90% or above of targets)

ANDHRA PRADESH, ASSAM, GUJARAT, HARYANA, HIMACHAL PRADESH, KARNATAKA, KERALA, MAHARASHTRA,

Good:(Between 80% to 90% targets)

PUNJAB

Poor:(Below 80% of targets)

ARUNACHAL PRADESH, BIHAR, CHHATISGARH, DELHI, JAMMU AND KASHMIR, JHARKHAND, MADHYA PRADESH, MANIPUR, MEGHALAYA, MIZORAM, NAGALAND, ODISHA, PUDUCHERRY, UTTAR PRADESH, CHANDIGARH, DAMAN

Note: # Previous month figures have been repeated

No. of Urban poor families assisted under Seven Point Charter

Poor Families Assisted

% Achievement of Target

During April 2013 - March 2014

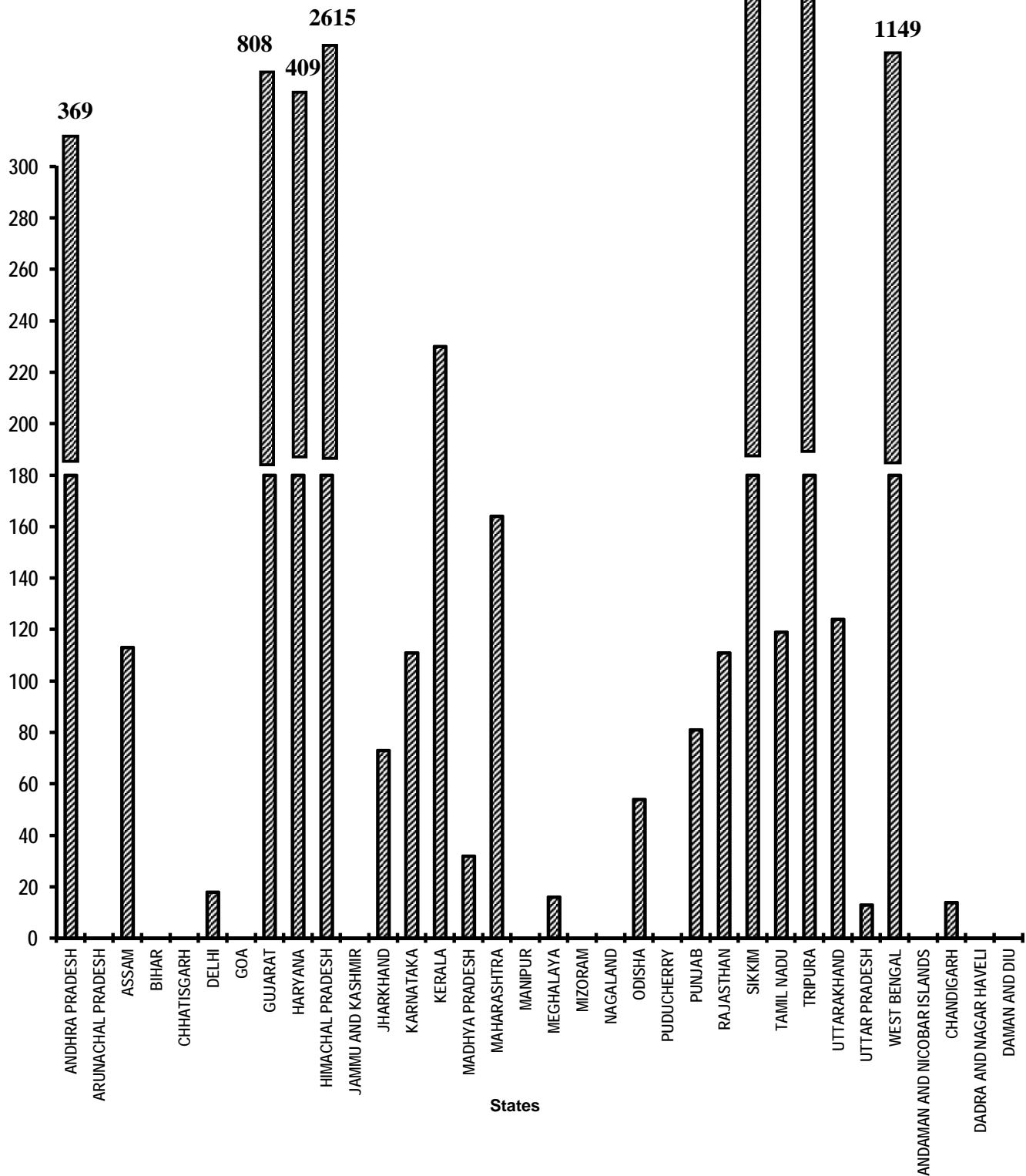


Table - 16(A)

**Afforestation (Public and Forest Lands)
Area Covered under Plantation
(Unit: Hectares)**

		Target	Achievement	Percent	
		2013-2014		Achievement	
Sl. No.	State/UT Name	April 2013- March 2014	Achievement till last month	April 2013- March 2014	
(1)	(2)	(3)	(4)	(5)	(4)/(3)
1	ANDHRA PRADESH	3,87,760	3,72,962	3,63,549	96
2	ARUNACHAL PRADESH	5,760	213 #	213	4
3	ASSAM	1,180	0	0	0
4	BIHAR	21,860	69,224	67,675	317
5	CHHATISGARH	64,220	60,581 #	60,581	94
6	DELHI	1,220	848	772	70
7	GOA	225	154	154	68
8	GUJARAT	1,24,520	1,39,283	1,38,564	112
9	HARYANA	64,890	57,197	53,270	88
10	HIMACHAL PRADESH	25,460	25,595	20,816	101
11	JAMMU AND KASHMIR	9,050	8,704	3,146	96
12	JHARKHAND	22,200	3450 #	3,450	16
13	KARNATAKA	79,760	82,925	82,777	104
14	KERALA	7,530	3,891	3,890	52
15	MADHYA PRADESH	1,28,370	1,35,199 #	1,35,199	105
16	MAHARASHTRA	1,57,780	2,13,750	2,13,750	135
17	MANIPUR	11,500	17,916	17,916	156
18	MEGHALAYA	3,940	16,330	16,330	414
19	MIZORAM	5,420	5253 #	5,253	97
20	NAGALAND	1,950	10140 #	10,140	520
21	ODISHA	1,00,000	1,17,535	1,03,284	118
22	PUDUCHERRY	40	41	39	102
23	PUNJAB	9,700	13,816	13,721	142
24	RAJASTHAN	57,000	67,722	67,100	119
25	SIKKIM	6,160	4,805	4,785	78
26	TAMIL NADU	58,770	70,235	65,365	120
27	TRIPURA	20,450	16,280	15,980	80
28	UTTARAKHAND	19,920	21,242	20,934	107
29	UTTAR PRADESH	76,230	78,339	77,508	103
30	WEST BENGAL	7,940	3,910	3,910	49
31	ANDAMAN & NICOBAR ISLANDS	1,220	1,128	1,126	92
32	CHANDIGARH	100	175	166	175
33	DADRA AND NAGAR HAVELI	220	200	200	91
34	DAMAN AND DIU	10	0 \$	7	0
35	LAKSHADWEEP	20	28	14	140
Grand Total		14,82,375	16,19,071	15,71,584	109

Very Good:(90% or above of targets)

ANDHRA PRADESH, BIHAR, CHHATISGARH, GUJARAT, HIMACHAL PRADESH, JAMMU AND KASHMIR, KARNATAKA, MADHYA PRADESH, MAHARASHTRA, MANIPUR, MEGHALAYA, MIZORAM, NAGALAND, ODISHA, PUDUCHERRY, PUNJAB, RAJASTHAN, TAMIL NADU, UTTARAKHAND, UTTAR PRADESH, ANDAMAN AND NICOBAR ISLANDS, CHANDIGARH, DADRA AND NAGAR HAVELI, LAKSHADWEEP

Good:(Between 80% to 90% targets)

HARYANA, TRIPURA

Poor:(Below 80% of targets)

ARUNACHAL PRADESH, ASSAM, DELHI, GOA, JHARKHAND, KERALA, SIKKIM, WEST BENGAL, DAMAN AND DIU

Note: # Previous month figures have been repeated

\$ State has downward revised the figure

Afforestation (Public and Forest Lands)

Area Covered under Plantation

% Achievement of Target
During April 2013 - March 2014

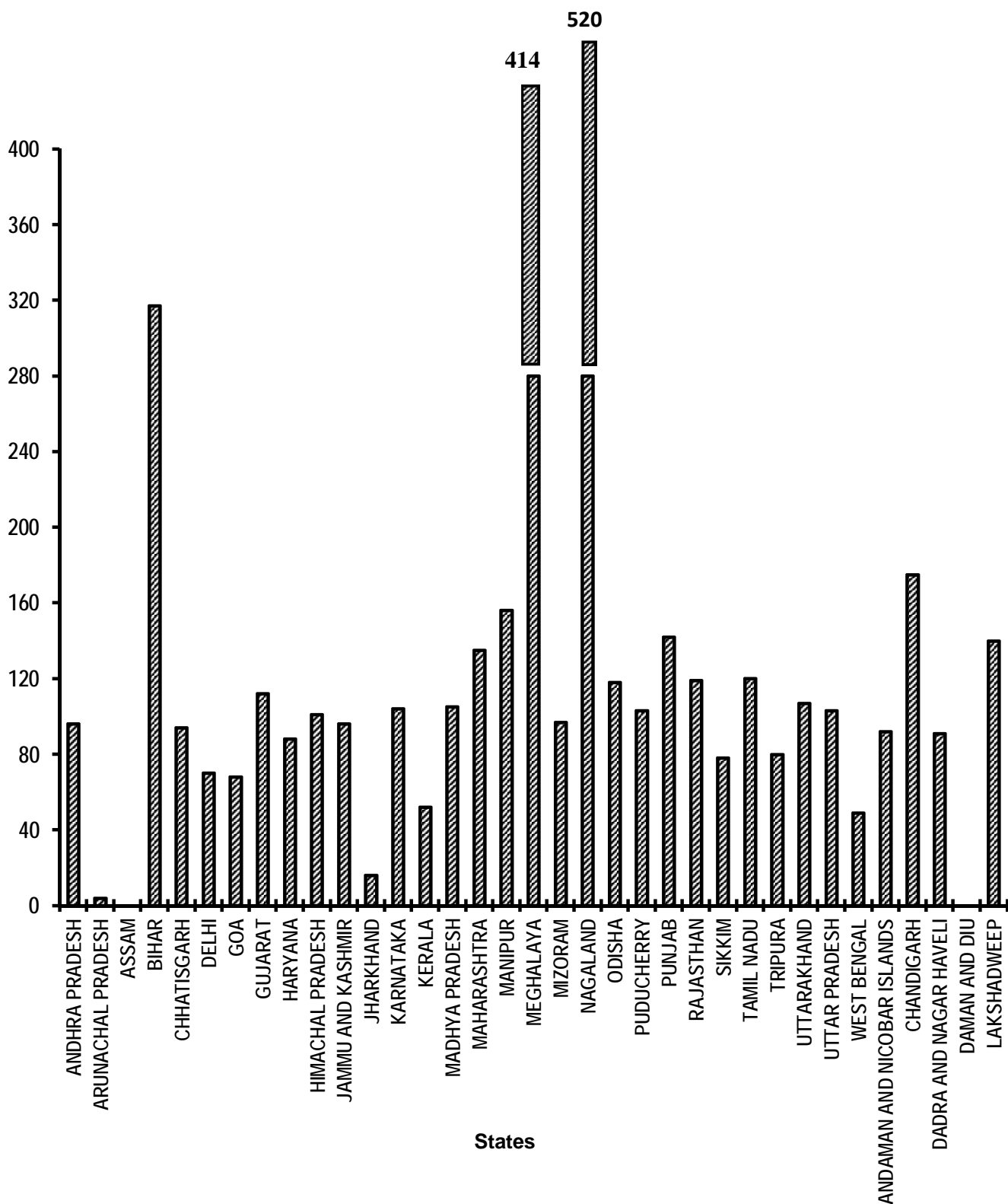


Table - 16(B)

**Afforestation (Public and Forest Lands)
Seedlings planted
(Unit: Number)**

		Target	Achievement	Percent
		2013-2014		Achievement
Sl. No.	State/UT Name	April 2013- March 2014	Achievement till last month	April 2013- March 2014
(1)	(2)	(3)	(4)	(4)/(3)
1	ANDHRA PRADESH	25,20,44,000	30,50,71,000	30,29,47,000
2	ARUNACHAL PRADESH	37,44,000	1,35,601 #	1,35,601
3	ASSAM	7,67,000	0	0
4	BIHAR	1,42,09,000	4,49,95,300	1,43,360
5	CHHATISGARH	4,17,43,000	5,77,79,000 #	5,77,79,000
6	DELHI	7,93,000	5,51,104	5,01,688
7	GOA	1,46,000	2,60,000	2,60,000
8	GUJARAT	8,09,38,000	9,95,82,000	9,83,56,000
9	HARYANA	4,21,79,000	4,44,72,000	4,20,93,000
10	HIMACHAL PRADESH	1,65,49,000	1,66,37,000	1,35,31,000
11	JAMMU AND KASHMIR	58,83,000	58,77,000	23,46,000
12	JHARKHAND	1,44,30,000	54,71,635 #	54,71,635
13	KARNATAKA	5,18,44,000	7,77,17,000	7,71,44,000
14	KERALA	48,95,000	28,61,054	28,61,054
15	MADHYA PRADESH	8,34,41,000	8,78,79,000 #	8,78,79,000
16	MAHARASHTRA	10,25,57,000	17,70,58,000	17,70,58,000
17	MANIPUR	74,75,000	1,16,54,987	1,16,54,987
18	MEGHALAYA	25,61,000	1,04,000	1,04,000
19	MIZORAM	35,23,000	32,83,724 #	32,83,724
20	NAGALAND	12,68,000	65,63,000 #	65,63,000
21	ODISHA	6,50,00,000	7,71,81,000	7,71,67,000
22	PUDUCHERRY	26,000	45,330	42,730
23	PUNJAB	63,05,000	1,10,53,000	1,09,77,000
24	RAJASTHAN	3,70,00,000	4,73,13,300	4,67,13,300
25	SIKKIM	40,04,000	31,92,680	31,70,680
26	TAMIL NADU	3,82,01,000	4,56,52,754	4,24,87,355
27	TRIPURA	1,32,93,000	1,05,82,600	1,03,87,600
28	UTTARAKHAND	1,29,48,000	2,12,17,000	2,09,76,000
29	UTTAR PRADESH	4,95,50,000	5,99,41,411	5,95,57,382
30	WEST BENGAL	51,61,000	50,75,350	50,35,350
31	ANDAMAN & NICOBAR ISLANDS	7,93,000	7,22,508	7,18,930
32	CHANDIGARH	65,000	69,957	66,277
33	DADRA AND NAGAR HAVELI	1,43,000	3,33,000	3,33,000
34	DAMAN AND DIU	7,000	39,240	38,505
35	LAKSHADWEEP	13,000	21,341	11,312
Grand Total		96,34,98,000	1,23,03,92,876	1,16,77,94,470

Very Good:(90% or above of targets)

ANDHRA PRADESH, BIHAR, CHHATISGARH, GOA, GUJARAT, HARYANA, HIMACHAL PRADESH, JAMMU AND KASHMIR, KARNATAKA, MADHYA PRADESH, MAHARASHTRA, MANIPUR, MIZORAM, NAGALAND, ODISHA, PUDUCHERRY, PUNJAB, RAJASTHAN, TAMIL NADU, UTTARAKHAND, UTTAR PRADESH, WEST BENGAL, ANDAMAN AND NICOBAR ISLANDS.

Good:(Between 80% to 90% targets)

SIKKIM, TRIPURA

Poor:(Below 80% of targets)

ARUNACHAL PRADESH, ASSAM, DELHI, JHARKHAND, KERALA, MEGHALAYA

Note: # Previous month figures have been repeated

Afforestation (Public and Forest Lands)

Seedlings planted

% Achievement of Target
During April 2013 - March 2014

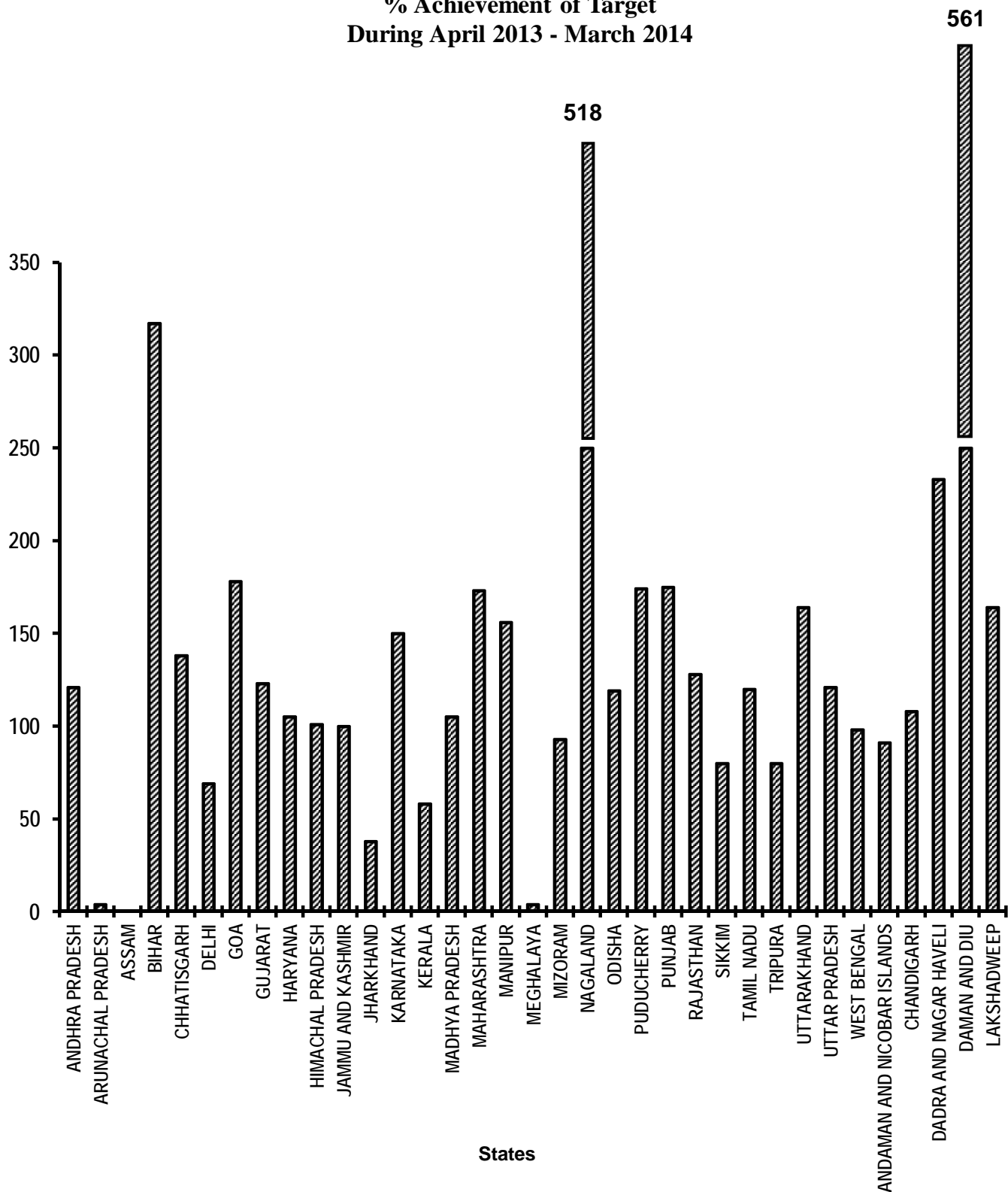


Table - 17

Rural roads - PMGSY
Length of road constructed
(Unit: Kilometer)

Sl. No.	State/UT Name	Target	Achievement	Percent Achievement	
		2013-2014	April 2013- March 2014	Achievement till last month	April 2013- March 2014
(1)	(2)	(3)	(4)	(5)	(4)/(3)
1	ANDHRA PRADESH	475	429	261	90
2	ARUNACHAL PRADESH	340	489 *	397	144
3	ASSAM	650	927	838	143
4	BIHAR	3,840	3,341	2,915	87
5	CHHATISGARH	1,900	1292 *	935	68
6	GUJARAT	200	899	597	450
7	HARYANA	30	4	4	13
8	HIMACHAL PRADESH	550	622	582	113
9	JAMMU AND KASHMIR	1,285	825	775	64
10	JHARKHAND	1,880	1031 *	889	55
11	KARNATAKA	90	211	203	234
12	KERALA	240	192	128	80
13	MADHYA PRADESH	3,350	3006 *	2,010	90
14	MAHARASHTRA	440	449	300	102
15	MANIPUR	160	404	370	252
16	MEGHALAYA	40	45	43	112
17	MIZORAM	50	77 *	77	154
18	NAGALAND	190	293 *	271	154
19	ODISHA	3,460	3,063	2,307	89
20	PUNJAB	340	730	730	215
21	RAJASTHAN	1,580	2,290	1,801	145
22	SIKKIM	175	99	95	57
23	TAMIL NADU	685	748	599	109
24	TRIPURA	170	291	180	171
25	UTTARAKHAND	500	423	249	85
26	UTTAR PRADESH	2,320	1,496	912	64
27	WEST BENGAL	2,010	2,320	1,391	115
Grand Total		26,950	25,996	19,859	96

Very Good:(90% or above of targets)

ANDHRA PRADESH, ARUNACHAL PRADESH, ASSAM, GUJARAT, HIMACHAL PRADESH, KARNATAKA, MADHYA PRADESH, MAHARASHTRA, MANIPUR, MEGHALAYA, MIZORAM, NAGALAND, PUNJAB, RAJASTHAN, TAMIL NADU,

Good:(Between 80% to 90% targets)

BIHAR, KERALA, ODISHA, UTTARAKHAND

Poor:(Below 80% of targets)

CHHATISGARH, HARYANA, JAMMU AND KASHMIR, JHARKHAND, SIKKIM,

Note: * The figures have been reconciled with that of Ministry of Rural Development

Rural Roads - PMGSY

Length of Road Constructed

% Achievement of Target
During April 2013 - March 2014

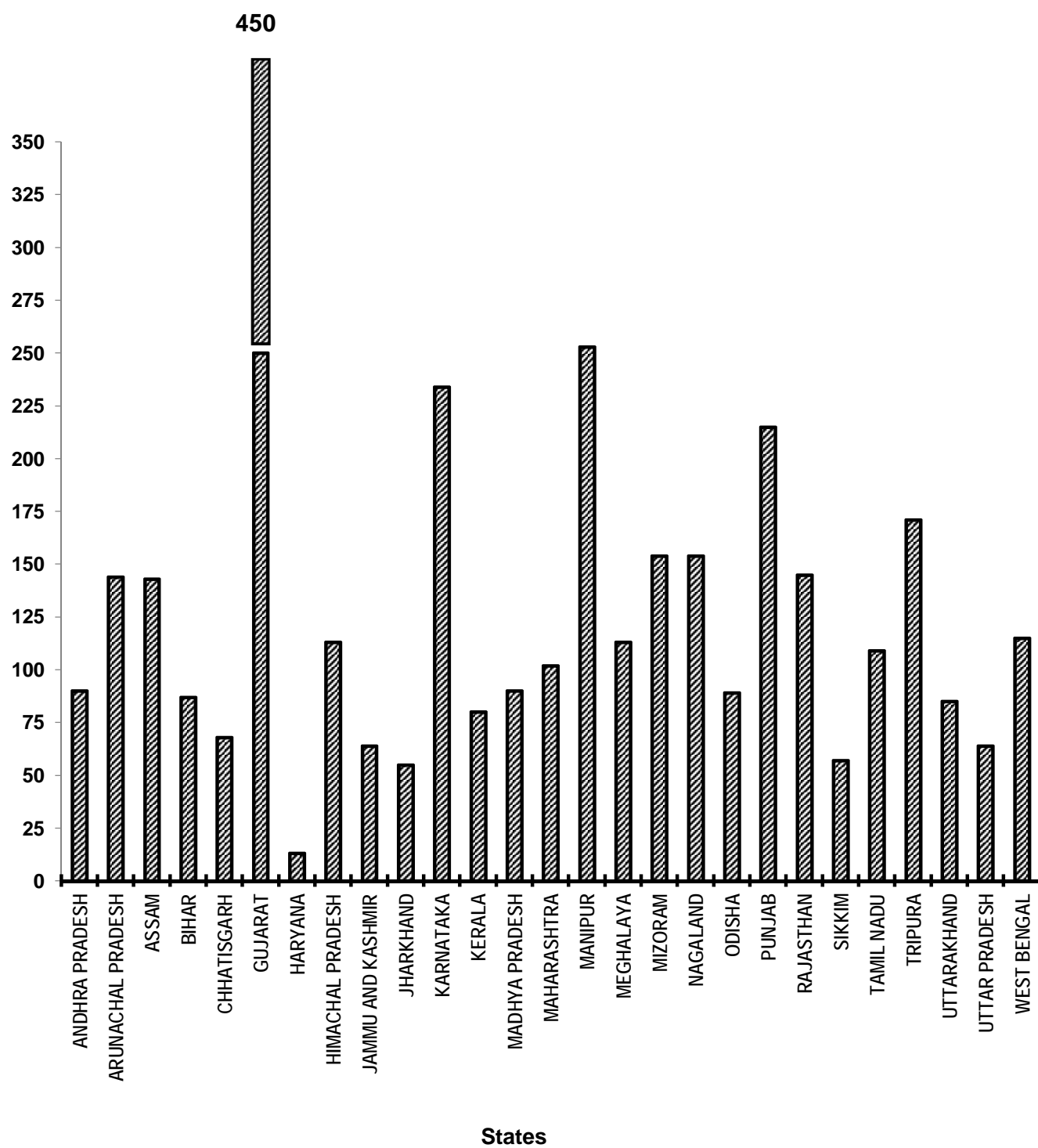


Table - 18

Rajiv Gandhi Grameen Vidyutikaran Yojana
Villages electrified
(Unit: Number)

Sl. No.	State/UT Name	Target	Achievement	Percent Achievement	
		2013-2014	April 2013- March 2014	Achievement till last month	April 2013- March 2014
(1)	(2)	(3)	(4)	(5)	(4)/(3)
1	ARUNACHAL PRADESH	406	282 *	260	69
2	ASSAM	219	134	108	61
3	BIHAR	826	1,237	119	150
4	CHHATISGARH	525	100 *	87	19
5	HIMACHAL PRADESH	12	0	0	0
6	JAMMU AND KASHMIR	61	35	25	57
7	JHARKHAND	362	67 #	67	19
8	MADHYA PRADESH	45	29 *	340	64
9	MANIPUR	264	75	0	28
10	MEGHALAYA	212	148	110	70
11	MIZORAM	43	13 *	13	30
12	NAGALAND	17	4 *	4	24
13	ODISHA	204	84 *	84	41
14	RAJASTHAN	50	47	38	94
15	TRIPURA	1	1	1	100
16	WEST BENGAL	4	0 #	0	0
Grand Total		3,251	2,256	2,327	69

Very Good:(90% or above of targets)

BIHAR, RAJASTHAN, TRIPURA

Poor:(Below 80% of targets)

ARUNACHAL PRADESH, ASSAM, CHHATISGARH, HIMACHAL PRADESH, JAMMU AND KASHMIR, JHARKHAND, MADHYA PRADESH, MANIPUR, MEGHALAYA, MIZORAM, NAGALAND, ODISHA, WEST BENGAL

Note: * The figures have been reconciled with that of Ministry of Power

Previous month figures have been repeated

Rajiv Gandhi Grameen Vidyutikaran Yojana-RGGVY Villages electrified % Achievement of Target During April 2013 - March 2014

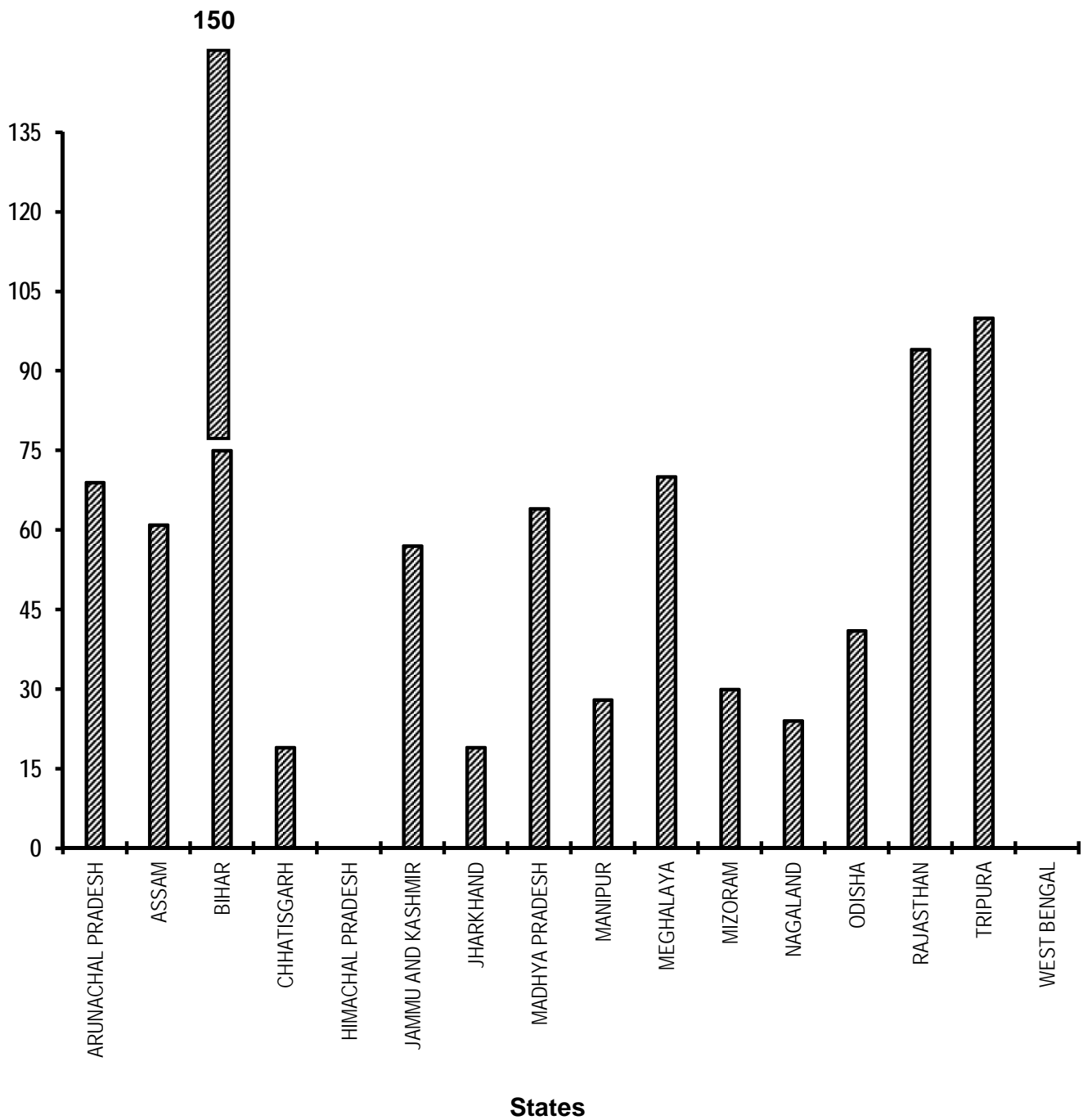


Table - 19

**Energising pump sets
Pumps sets energized
(Unit: Number)**

Target + Achievement				Percent Achievement	
Sl. No.	State/UT Name	2013-2014	April 2013- March 2014	Achievement till last month	April 2013- March 2014
(1)	(2)	(3)	(4)	(5)	(4)/(3)
1	ANDHRA PRADESH	50,000	1,40,766	1,18,469	282
2	BIHAR	2,764	5,238	4,865	190
3	CHHATISGARH	20,000	20455 #	20,455	102
4	GOA	200	263	149	132
5	GUJARAT	44,250	74,895	65,444	169
6	HARYANA	20,025	24,302	22,061	121
7	HIMACHAL PRADESH	1,215	2,032	1,824	167
8	JHARKHAND	22,000	1373 #	1,373	6
9	KARNATAKA	38,602	1,08,780	98,611	282
10	KERALA	12,000	12,160	9,902	101
11	MADHYA PRADESH	17,237	77814 #	77,814	451
12	ODISHA	1,190	3,487	2,776	293
13	PUDUCHERRY	25	48	40	192
14	PUNJAB	55,000	31,081	28,451	57
15	RAJASTHAN	30,000	77,070	75,666	257
16	TAMIL NADU	15,000	11,343	9,875	76
17	UTTARAKHAND	350	1,293	1,114	369
18	UTTAR PRADESH	22,058	11,871	9,432	54
19	WEST BENGAL	422	3,674	2,535	871
20	DADRA AND NAGAR HAVELI	20	0	0	0
21	DAMAN AND DIU	25	10	10	40
Grand Total		3,52,383	6,07,955	5,50,866	173

Very Good: (90% or above of targets)

ANDHRA PRADESH, BIHAR, CHHATISGARH, GOA, GUJARAT, HARYANA, HIMACHAL PRADESH, KARNATAKA, KERALA, MADHYA PRADESH, ODISHA, PUDUCHERRY, RAJASTHAN, UTTARAKHAND, WEST BENGAL

Poor: (Below 80% of targets)

JHARKHAND, PUNJAB, TAMIL NADU, UTTAR PRADESH, DADRA AND NAGAR HAVELI, DAMAN AND DIU

Note: + States/UTs of Goa, Gujarat, Haryana, Himachal Pradesh, Punjab, Rajasthan, Tamil Nadu and Dadra & Nagar Haveli have furnished the targets. For rest of the States/UTs previous year targets have been repeated provisionally

Previous month figures have been repeated

Energising Pump sets

Pumps sets energized

% Achievement of Target

During April 2013 - March 2014

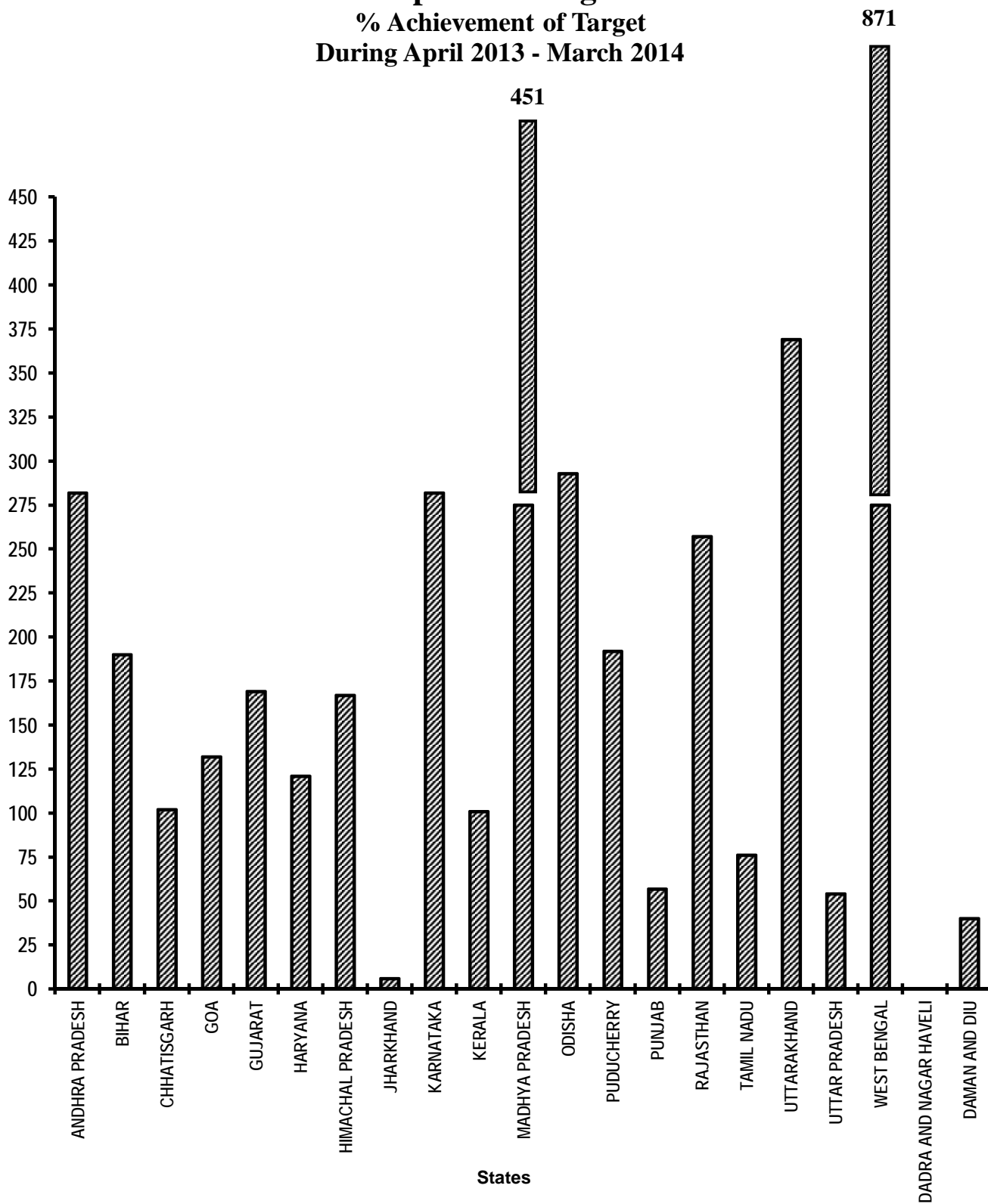


Table - 20

Supply of Electricity

Sl. No.	State/UT Name	Electricity demanded (Million Units) April 2013- March 2014	Electricity supplied (Million Units) April 2013- March 2014	Achievement till last month	Shortage observed (Million Units) April 2013- March 2014	Percentage of Electricity Supplied
(1)	(2)	(3)	(4)	(5)	(6)	(7)
1	ANDHRA PRADESH	95,662	89,036	80,661	6,626	93
2	ARUNACHAL PRADESH	552	517	471	35	94
3	ASSAM	7,544	7,062	6,502	482	94
4	BIHAR	15,391	14,759	13,480	632	96
5	CHHATISGARH	18,932	18,800	17,110	132	99
6	DELHI	26,867	26,791	25,006	76	100
7	GOA	3,890	3,871	3,472	19	100
8	GUJARAT	88,497	88,488	81,446	9	100
9	HARYANA	43,463	43,213	40,387	250	99
10	HIMACHAL PRADESH	9,089	8,883	8,148	206	98
11	JAMMU AND KASHMIR	15,613	12,187	11,085	3,426	78
12	JHARKHAND	7,143	7,007	6,409	136	98
13	KARNATAKA	64,150	58,052	52,306	6,098	90
14	KERALA	21,577	21,052	19,002	525	98
15	MADHYA PRADESH	49,410	49,385	45,090	25	100
16	MAHARASHTRA	1,26,288	1,23,672	1,12,900	2,616	98
17	MANIPUR	579	548	501	31	95
18	MEGHALAYA	1,794	1,604	1,474	190	89
19	MIZORAM	446	430	397	16	96
20	NAGALAND	577	561	515	16	97
21	ODISHA	24,958	24,546	22,363	412	98
22	PUDUCHERRY	2,344	2,320	2,118	24	99
23	PUNJAB	47,821	47,084	44,263	737	98
24	RAJASTHAN	58,202	58,042	52,834	160	100
25	SIKKIM	413	413	377	0	100
26	TAMIL NADU	93,508	87,980	79,964	5,528	94
27	TRIPURA	1,195	1,144	1,054	51	96
28	UTTARAKHAND	11,944	11,493	10,552	451	96
29	UTTAR PRADESH	94,890	81,613	74,687	13,277	86
30	WEST BENGAL	42,891	42,762	38,924	129	100
31	ANDAMAN & NICOBAR ISLANDS	240	180	165	60	75
32	CHANDIGARH	1,574	1,574	1,474	0	100
33	DADRA AND NAGAR HAVELI	5,390	5,388	4,982	2	100
34	DAMAN AND DIU	2,252	2,252	2,070	0	100
35	LAKSHADWEEP	48	48	44	0	100
Grand Total		9,85,134	9,42,757	8,62,233	42,377	96

Very Good:(90% or above of targets)

ANDHRA PRADESH, ARUNACHAL PRADESH, ASSAM, BIHAR, CHHATISGARH, DELHI, GOA, GUJARAT, HARYANA, HIMACHAL PRADESH, JHARKHAND, KARNATAKA, KERALA, MADHYA PRADESH, MAHARASHTRA, MANIPUR, MIZORAM, NAGALAND, ODISHA, PUDUCHERRY, PUNJAB, RAJASTHAN, SIKKIM, TAMIL NADU, TRIPURA, UTTARAKHAND, WEST BENGAL, CHANDIGARH, DADRA AND NAGAR HAVELI, DAMAN AND DIU, LAKSHADWEEP

Good:(Between 80% to 90% targets)

MEGHALAYA, UTTAR PRADESH

Poor:(Below 80% of targets)

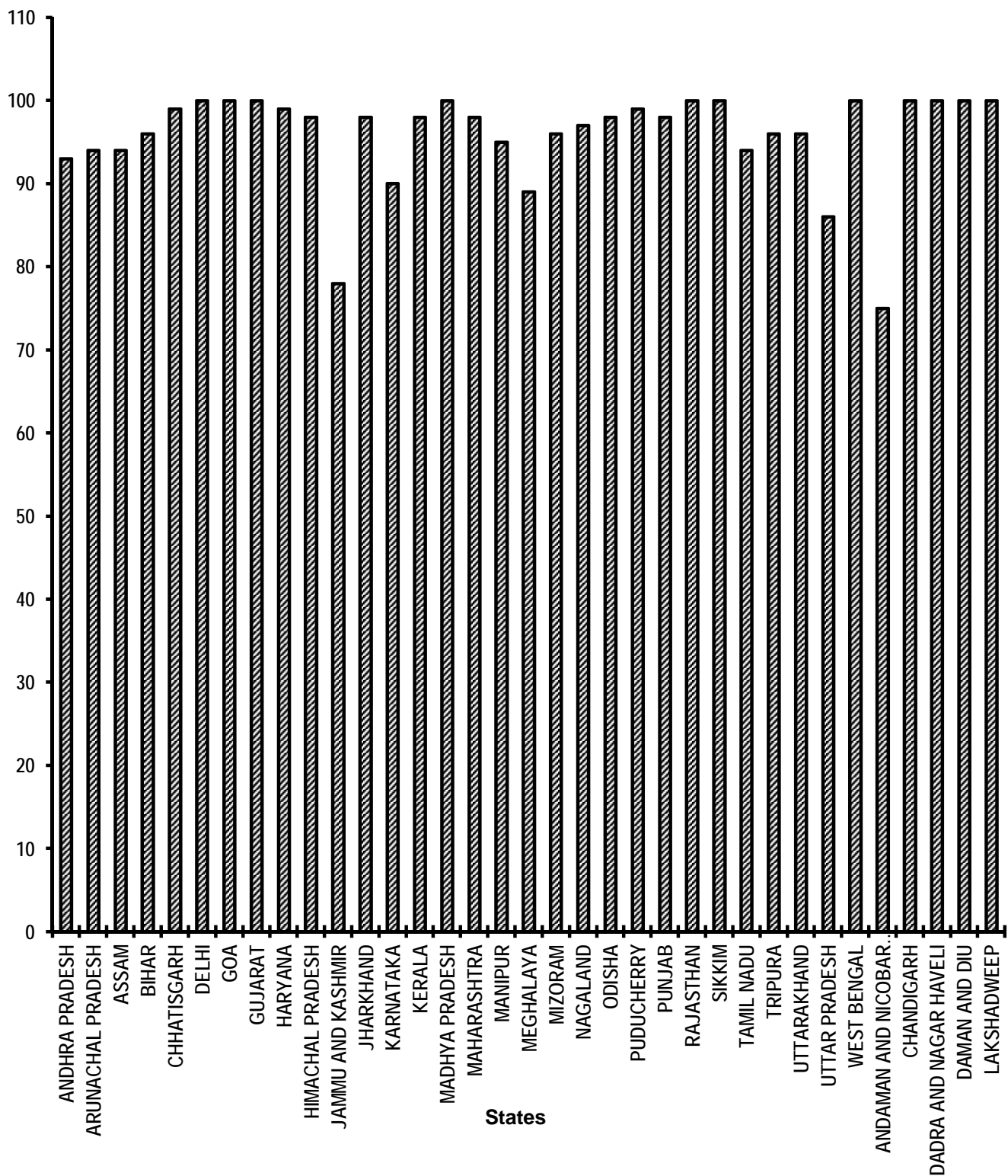
JAMMU AND KASHMIR, ANDAMAN AND NICOBAR ISLANDS

Supply of Electricity

Electricity supplied

% Achievement of Target

During April 2013 - March 2014



TWENTY POINT PROGRAMME - 2006

PART - III

STATE/UT-WISE PERFORMANCE

ANDHRA PRADESH

Sl. No.	Item Code	Item/Parameter Name {Units}	Target	Achievement	Percent Achievement
			April 2013-March 2014	April 2013-March 2014	
(1)	(2)	(3)	(4)	(5)	(5)/(4)
1	<u>Employment generation under the NREG Scheme</u>				
	01A01	No. of job cards issued {Number}	**	5,56,497	
	01A02	Employment generated {Number}	**	30,60,62,000	
	01A03	Wages given {Rupees}	**	32,54,55,30,000	
2	<u>Swaranjayanti Gram Swarozgar Yojana / NRLM</u>				
	01B01	Individual Swarozgaris assisted {Number}	5,283	57,946	1,097
	01B02	Individual SC Swarozgaris assisted {Number}	**	42,572	
	01B03	Individual ST Swarozgaris assisted {Number}	**	9,708	
	01B04	Individual Women Swarozgaris assisted {Number}	**	5,666	
	01B05	Individual Disabled Swarozgaris assisted {Number}	**	154	
3	<u>Self Help Groups (SHG)</u>				
	01E01	Formed under SGSY {Number}	**	17,876	
	01E02	To whom income generating activities provided {Number}	9,637	3,58,747	3,723
4	<u>Distribution of waste land to the landless</u>				
	03E01	Total Land Distributed {Hectare}	**	76,443	
	03E02	Land Distributed to SC {Hectare}	**	13,406	
	03E03	Land Distributed to ST {Hectare}	**	32,246	
	03E04	Land Distributed to Others {Hectare}	**	30,792	
5	<u>Minimum Wages Enforcement (including Farm Labour)</u>				
	04B01	Agriculture and Farm Workers: Inspections made {Number}	**	0	
	04B02	Agriculture and Farm Workers: Irregularities detected {Number}	**	0	
	04B03	Agriculture and Farm Workers: Irregularities rectified {Number}	**	0	
	04B04	Agriculture and Farm Workers: Claims filed {Number}	**	0	
	04B05	Agriculture and Farm Workers: Claims settled {Number}	**	0	
	04B06	Agriculture and Farm Workers: Prosecution cases Pending {Number}	**	0	
	04B07	Agriculture and Farm Workers: Prosecution cases filed {Number}	**	0	
	04B08	Agriculture and Farm Workers: Prosecution cases decided {Number}	**	0	
	04B10	Agriculture and Farm Workers: Others {Number}	**	0	
6	<u>Food security</u>				
	<u>Food security-Targeted Public Distribution system (APL+BPL+AAAY)</u>				
	05A02	Off take {Tonnes}	38,22,816	27,04,861	71
	<u>Food security-Targeted Public Distribution system (only AAY)</u>				
	05B02	Off take {Tonnes}	6,54,288	5,27,138	81
	<u>Food Security - Targeted Public Distribution System (Only BPL)</u>				
	05D02	Off take {Tonnes}	10,52,088	8,26,041	79
7	<u>Rural Housing - Indira Awaas Yojana</u>				
	06A01	Houses constructed {Number}	2,07,313	2,04,662	99
8	<u>EWS/LIG Houses in Urban Areas</u>				
	06B01	Houses constructed {Number}	10,612	29,560	279

ANDHRA PRADESH

Sl. No.	Item Code	Item/Parameter Name {Units}	Target April 2013- March 2014	Achievement April 2013- March 2014	Percent Achievement
(1)	(2)	(3)	(4)	(5)	(5)/(4)
9	<u>Rural Areas: National Rural Drinking Water Programme (NRDWP)</u>				
	07A03	Habitations covered (Partially covered & Slipped back) {Number}	5,581	5,987	107
	07A04	Coverage of water quality affected habitations {Number}	217	373	172
10	<u>Sanitation Programme in Rural Areas</u>				
	08D01	Individual Household latrines constructed {Number}	**	2,57,305	
11	<u>Institutional Delivery</u>				
	08E01	Delivery in institutions {Number}	**	13,76,839	
12	<u>SC Families assisted</u>				
	10A02	SC families assisted under SCA to SCSP & NSFDC {Number}	1,21,813	51,058	42
	10A03	SC students assisted under post matric scholarship {Number}	7,11,017	6,08,797	86
13	<u>Universalization of ICDS Scheme</u>				
	12A01	ICDS Blocks Operational (Cumulative) {Number}	395	406	103
14	<u>Functional Anganwadis</u>				
	12B01	Anganwadis Functional (Cumulative) {Number}	90,349	90,684	100
15	<u>No. of Urban poor families assisted under Seven Point Charter</u>				
	14A01	Poor Families assisted {Number}	15,918	58,719	369
16	<u>Afforestation (Public and Forest Lands)</u>				
	15A01	Area Covered under Plantation {Hectares}	3,87,760	3,72,962	96
	15A02	Seedlings planted {Number}	25,20,44,000	30,50,71,000	121
17	<u>Rural roads - PMGSY</u>				
	17A01	Length of road constructed {Kilometer}	475	429	90
18	<u>Energising pump sets</u>				
	18D01	Pumps sets energized {Number}	50,000	1,40,766	282
19	<u>Supply of Electricity</u>				
	18E02	Electricity supplied {Million Units}	95,662	89,036	93

Note:

** - Non-Targetable.

1 Very Good(90% or above of targets)

01B01, 01E02, 06A01, 06B01, 07A03, 07A04, 12A01, 12B01, 14A01, 15A01, 15A02, 17A01, 18D01, 18E02

2 Good(Between 80% to 90% targets)

05B02, 10A03

3 Poor(Below 80% of targets)

05A02, 05D02, 10A02

ARUNACHAL PRADESH

Sl. No.	Item Code	Item/Parameter Name {Units}	Target April 2013-March 2014	Achievement April 2013-March 2014	Percent Achievement
(1)	2	(3)	(4)	(5)	(5)/(4)
1	<u>Employment generation under the NREG Scheme</u>				
	01A01	No. of job cards issued {Number}	**	19,728	
	01A02	Employment generated {Number}	**	35,74,000	
	01A03	Wages given {Rupees}	**	70,41,49,000	
2	<u>Swaranjavanti Gram Swarojgar Yojana / NRLM</u>				
	01B01	Individual Swarozgaries assisted {Number}	236	0	0
	01B02	Individual SC Swarozgaries assisted {Number}	**	0	
	01B03	Individual ST Swarozgaries assisted {Number}	**	0	
	01B04	Individual Women Swarozgaries assisted {Number}	**	0	
	01B05	Individual Disabled Swarozgaries assisted {Number}	**	0	
3	<u>Self Help Groups (SHG)</u>				
	01E01	Formed under SGSY {Number}	**	0	
	01E02	To whom income generating activities provided {Number}	430	0	0
4	<u>Distribution of waste land to the landless</u>				
	03E01	Total Land Distributed {Hectare}	**	0	
	03E02	Land Distributed to SC {Hectare}	**	0	
	03E03	Land Distributed to ST {Hectare}	**	0	
	03E04	Land Distributed to Others {Hectare}	**	0	
5	<u>Minimum Wages Enforcement (including Farm Labour)</u>				
	04B01	Agriculture and Farm Workers: Inspections made {Number}	**	0	
	04B02	Agriculture and Farm Workers: Irregularities detected {Number}	**	0	
	04B03	Agriculture and Farm Workers: Irregularities rectified {Number}	**	0	
	04B04	Agriculture and Farm Workers: Claims filed {Number}	**	0	
	04B05	Agriculture and Farm Workers: Claims settled {Number}	**	0	
	04B06	Agriculture and Farm Workers: Prosecution cases Pending {Number}	**	0	
	04B07	Agriculture and Farm Workers: Prosecution cases filed {Number}	**	0	
	04B08	Agriculture and Farm Workers: Prosecution cases decided {Number}	**	0	
	04B10	Agriculture and Farm Workers: Others {Number}	**	0	
6	<u>Food security</u>				
	<u>Food security-Targeted Public Distribution system (APL+BPL+AAV)</u>				
	05A02	Off take {Tonnes}	1,01,556	1,00,162	99
	<u>Food security-Targeted Public Distribution system (only AAV)</u>				
	05B02	Off take {Tonnes}	15,972	15,734	99
	<u>Food Security - Targeted Public Distribution System (Only BPL)</u>				
	05D02	Off take {Tonnes}	25,524	26,061	102
7	<u>Rural Housing - Indira Awaas Yojana</u>				
	06A01	Houses constructed {Number}	6,870	308	4
8	<u>EWS/LIG Houses in Urban Areas</u>				
	06B01	Houses constructed {Number}	158	100	63
9	<u>Rural Areas: National Rural Drinking Water Programme (NRDWP)</u>				
	07A03	Habitations covered (Partially covered & Slipped back) {Number}	285	357	125
	07A04	Coverage of water quality affected habitations {Number}	19	12	63

ARUNACHAL PRADESH

Sl. No.	Item Code	Item/Parameter Name {Units}	Target April 2013-March 2014	Achievement April 2013-March 2014	Percent Achievement
(1)	(2)	(3)	(4)	(5)	(5)/(4)
10		<u>Sanitation Programme in Rural Areas</u>			
	08D01	Individual Household latrines constructed {Number}	**	10,696	
11		<u>Institutional Delivery</u>			
	08E01	Delivery in institutions {Number}	**	10,277	
12		<u>Universalization of ICDS Scheme</u>			
	12A01	ICDS Blocks Operational (Cumulative) {Number}	95	93	98
13		<u>Functional Anganwadis</u>			
	12B01	Anganwadis Functional (Cumulative) {Number}	6,107	6,028	99
14		<u>No. of Urban poor families assisted under Seven Point Charter</u>			
	14A01	Poor Families assisted {Number}	237	0	0
15		<u>Afforestation (Public and Forest Lands)</u>			
	15A01	Area Covered under Plantation {Hectares}	5,760	213	4
	15A02	Seedlings planted {Number}	37,44,000	1,35,601	4
16		<u>Rural roads - PMGSY</u>			
	17A01	Length of road constructed {Kilometer}	340	489	144
17		<u>Rajiv Gandhi Grameen Vidvutikaran Yojana</u>			
	18B01	Villages electrified {Number}	406	282	69
18		<u>Supply of Electricity</u>			
	18E02	Electricity supplied {Million Units}	552	517	94

Note:

** - Non-Targetable.

1 Very Good(90% or above of targets)

05A02, 05B02, 05D02, 07A03, 12A01, 12B01, 17A01, 18E02

2 Poor(Below 80% of targets)

01B01, 01E02, 06A01, 06B01, 07A04, 14A01, 15A01, 15A02, 18B01

ASSAM

Sl. No.	Item Code	Item/Parameter Name {Units}	Target	Achievement	Percent Achievement
			April 2013-March 2014	April 2013-March 2014	
(1)	(2)	(3)	(4)	(5)	(5)/(4)
1	<u>Employment generation under the NREG Scheme</u>				
	01A01	No. of job cards issued {Number}	**	1,56,078	
	01A02	Employment generated {Number}	**	2,98,82,000	
	01A03	Wages given {Rupees}	**	4,55,83,86,000	
2	<u>Swaranjayanti Gram Swarozgar Yojana / NRLM</u>				
	01B01	Individual Swarozgaris assisted {Number}	6,134	0	0
	01B02	Individual SC Swarozgaris assisted {Number}	**	0	
	01B03	Individual ST Swarozgaris assisted {Number}	**	0	
	01B04	Individual Women Swarozgaris assisted {Number}	**	0	
	01B05	Individual Disabled Swarozgaris assisted {Number}	**	0	
3	<u>Self Help Groups (SHG)</u>				
	01E01	Formed under SGSY {Number}	**	0	
	01E02	To whom income generating activities provided {Number}	11,189	0	0
4	<u>Distribution of waste land to the landless</u>				
	03E01	Total Land Distributed {Hectare}	**	0	
	03E02	Land Distributed to SC {Hectare}	**	0	
	03E03	Land Distributed to ST {Hectare}	**	0	
	03E04	Land Distributed to Others {Hectare}	**	0	
5	<u>Minimum Wages Enforcement (including Farm Labour)</u>				
	04B01	Agriculture and Farm Workers: Inspections made {Number}	**	0	
	04B02	Agriculture and Farm Workers: Irregularities detected {Number}	**	0	
	04B03	Agriculture and Farm Workers: Irregularities rectified {Number}	**	0	
	04B04	Agriculture and Farm Workers: Claims filed {Number}	**	0	
	04B05	Agriculture and Farm Workers: Claims settled {Number}	**	0	
	04B06	Agriculture and Farm Workers: Prosecution cases Pending {Number}	**	0	
	04B07	Agriculture and Farm Workers: Prosecution cases filed {Number}	**	0	
	04B08	Agriculture and Farm Workers: Prosecution cases decided {Number}	**	0	
	04B10	Agriculture and Farm Workers: Others {Number}	**	0	
6	<u>Food security</u>				
	<u>Food security-Targeted Public Distribution system (APL+BPL+AAAY)</u>				
	05A02	Off take {Tonnes}	18,86,856	17,88,041	95
	<u>Food security-Targeted Public Distribution system (only AAAY)</u>				
	05B02	Off take {Tonnes}	2,95,692	2,94,008	99
	<u>Food Security - Targeted Public Distribution System (Only BPL)</u>				
	05D02	Off take {Tonnes}	4,75,224	4,72,071	99
7	<u>Rural Housing - Indira Awaas Yojana</u>				
	06A01	Houses constructed {Number}	1,38,695	54,667	39
8	<u>EWS/LIG Houses in Urban Areas</u>				
	06B01	Houses constructed {Number}	596	262	44

ASSAM

Sl. No.	Item Code	Item/Parameter Name {Units}	Target April 2013- March 2014	Achievement April 2013- March 2014	Percent Achievement
(1)	(2)	(3)	(4)	(5)	(5)/(4)
9	<u>Rural Areas: National Rural Drinking Water Programme (NRDWP)</u>				
	07A03	Habitations covered (Partially covered & Slipped back) {Number}	4,050	4,143	102
	07A04	Coverage of water quality affected habitations {Number}	3,125	2,408	77
10	<u>Sanitation Programme in Rural Areas</u>				
	08D01	Individual Household latrines constructed {Number}	**	1,34,918	
11	<u>Institutional Delivery</u>				
	08E01	Delivery in institutions {Number}	**	0	
12	<u>SC Families assisted</u>				
	10A02	SC families assisted under SCA to SCSP & NSFDC {Number}	11,637	21,803	187
	10A03	SC students assisted under post matric scholarship {Number}	25,962	0	0
13	<u>Universalization of ICDS Scheme</u>				
	12A01	ICDS Blocks Operational (Cumulative) {Number}	231	231	100
14	<u>Functional Anganwadis</u>				
	12B01	Anganwadis Functional (Cumulative) {Number}	62,153	62,153	100
15	<u>No. of Urban poor families assisted under Seven Point Charter</u>				
	14A01	Poor Families assisted {Number}	893	1,006	113
16	<u>Afforestation (Public and Forest Lands)</u>				
	15A01	Area Covered under Plantation {Hectares}	1,180	0	0
	15A02	Seedlings planted {Number}	7,67,000	0	0
17	<u>Rural roads - PMGSY</u>				
	17A01	Length of road constructed {Kilometer}	650	927	143
18	<u>Rajiv Gandhi Grameen Vidvutikaran Yojana</u>				
	18B01	Villages electrified {Number}	219	134	61
19	<u>Supply of Electricity</u>				
	18E02	Electricity supplied {Million Units}	7,544	7,062	94

Note:

** - Non-Targetable.

1 **Very Good(90% or above of targets)**

05A02, 05B02, 05D02, 07A03, 10A02, 12A01, 12B01, 14A01, 17A01, 18E02

2 **Poor(Below 80% of targets)**

01B01, 01E02, 06A01, 06B01, 07A04, 10A03, 15A01, 15A02, 18B01

BIHAR

Sl. No.	Item Code	Item/Parameter Name {Units}	Target	Achievement	Percent Achievement
			April 2013-March 2014	April 2013-March 2014	
(1)	(2)	(3)	(4)	(5)	(5)/(4)
1	<u>Employment generation under the NREG Scheme</u>				
	01A01	No. of job cards issued {Number}	**	2,98,667	
	01A02	Employment generated {Number}	**	7,09,41,800	
	01A03	Wages given {Rupees}	**	10,31,35,43,000	
2	<u>Swaranjyanti Gram Swarozgar Yojana / NRLM</u>				
	01B01	Individual Swarozgaris assisted {Number}	12,568	8,78,973	6,994
	01B02	Individual SC Swarozgaris assisted {Number}	**	2,64,847	
	01B03	Individual ST Swarozgaris assisted {Number}	**	18,311	
	01B04	Individual Women Swarozgaris assisted {Number}	**	8,78,973	
	01B05	Individual Disabled Swarozgaris assisted {Number}	**	5,302	
3	<u>Self Help Groups (SHG)</u>				
	01E01	Formed under SGSY {Number}	**	71,101	
	01E02	To whom income generating activities provided {Number}	22,924	45,612	199
4	<u>Distribution of waste land to the landless</u>				
	03E01	Total Land Distributed {Hectare}	**	83	
	03E02	Land Distributed to SC {Hectare}	**	76	
	03E03	Land Distributed to ST {Hectare}	**	8	
	03E04	Land Distributed to Others {Hectare}	**	0	
5	<u>Minimum Wages Enforcement (including Farm Labour)</u>				
	04B01	Agriculture and Farm Workers: Inspections made {Number}	**	0	
	04B02	Agriculture and Farm Workers: Irregularities detected {Number}	**	0	
	04B03	Agriculture and Farm Workers: Irregularities rectified {Number}	**	0	
	04B04	Agriculture and Farm Workers: Claims filed {Number}	**	0	
	04B05	Agriculture and Farm Workers: Claims settled {Number}	**	0	
	04B06	Agriculture and Farm Workers: Prosecution cases Pending {Number}	**	0	
	04B07	Agriculture and Farm Workers: Prosecution cases filed {Number}	**	0	
	04B08	Agriculture and Farm Workers: Prosecution cases decided {Number}	**	0	
	04B10	Agriculture and Farm Workers: Others {Number}	**	0	
6	<u>Food security</u>				
	<u>Food security-Targeted Public Distribution system (APL+BPL+AAAY)</u>				
	05A02	Off take {Tonnes}	38,04,791	31,95,481	84
	<u>Food security-Targeted Public Distribution system (only AAAY)</u>				
	05B02	Off take {Tonnes}	13,72,460	10,57,898	77
	<u>Food Security - Targeted Public Distribution System (Only BPL)</u>				
	05D02	Off take {Tonnes}	15,48,591	16,15,374	104
7	<u>Rural Housing - Indira Awaas Yojana</u>				
	06A01	Houses constructed {Number}	6,05,550	6,12,938	101
8	<u>EWS/LIG Houses in Urban Areas</u>				
	06B01	Houses constructed {Number}	887	432	49

BIHAR

Sl. No.	Item Code	Item/Parameter Name {Units}	Target April 2013- March 2014	Achievement April 2013- March 2014	Percent Achievement
(1)	(2)	(3)	(4)	(5)	(5)/(4)
9	<u>Rural Areas: National Rural Drinking Water Programme (NRDWP)</u>				
	07A03	Habitations covered (Partially covered & Slipped back) {Number}	9,000	8,546	95
	07A04	Coverage of water quality affected habitations {Number}	4,832	4,125	85
10	<u>Sanitation Programme in Rural Areas</u>				
	08D01	Individual Household latrines constructed {Number}	**	1,40,520	
11	<u>Institutional Delivery</u>				
	08E01	Delivery in institutions {Number}	**	13,89,535	
12	<u>SC Families assisted</u>				
	10A02	SC families assisted under SCA to SCSP & NSFDC {Number}	11,982	1,93,106	1,612
	10A03	SC students assisted under post matric scholarship {Number}	1,42,877	0	0
13	<u>Universalization of ICDS Scheme</u>				
	12A01	ICDS Blocks Operational (Cumulative) {Number}	544	544	100
14	<u>Functional Anganwadis</u>				
	12B01	Anganwadis Functional (Cumulative) {Number}	91,793	91,677	100
15	<u>No. of Urban poor families assisted under Seven Point Charter</u>				
	14A01	Poor Families assisted {Number}	1,331	0	0
16	<u>Afforestation (Public and Forest Lands)</u>				
	15A01	Area Covered under Plantation {Hectares}	21,860	69,224	317
	15A02	Seedlings planted {Number}	1,42,09,000	4,49,95,300	317
17	<u>Rural roads - PMGSY</u>				
	17A01	Length of road constructed {Kilometer}	3,840	3,341	87
18	<u>Rajiv Gandhi Grameen Vidyutikaran Yojana</u>				
	18B01	Villages electrified {Number}	826	1,237	150
19	<u>Energising pump sets</u>				
	18D01	Pumps sets energized {Number}	2,764	5,238	190
20	<u>Supply of Electricity</u>				
	18E02	Electricity supplied {Million Units}	15,391	14,759	96

Note:

** - Non-Targetable.

1 Very Good(90% or above of targets)

01B01, 01E02, 05D02, 06A01, 07A03, 10A02, 12A01, 12B01, 15A01, 15A02, 18B01, 18D01, 18E02

2 Good(Between 80% to 90% targets)

05A02, 07A04, 17A01

3 Poor(Below 80% of targets)

05B02, 06B01, 10A03, 14A01

CHHATISGARH

Sl. No.	Item Code	Item/Parameter Name {Units}	Target	Achievement	Percent Achievement
			April 2013-March 2014	April 2013-March 2014	
(1)	2	(3)	(4)	(5)	(5)/(4)
1		<u>Employment generation under the NREG Scheme</u>			
	01A01	No. of job cards issued {Number}	**	0	
	01A02	Employment generated {Number}	**	11,31,83,000	
	01A03	Wages given {Rupees}	**	16,37,16,67,000	
2		<u>Swaranjayanti Gram Swarozgar Yojana / NRLM</u>			
	01B01	Individual Swarozgaris assisted {Number}	2,791	0	0
	01B02	Individual SC Swarozgaris assisted {Number}	**	0	
	01B03	Individual ST Swarozgaris assisted {Number}	**	0	
	01B04	Individual Women Swarozgaris assisted {Number}	**	0	
	01B05	Individual Disabled Swarozgaris assisted {Number}	**	0	
3		<u>Self Help Groups (SHG)</u>			
	01E01	Formed under SGSY {Number}	**	16,737	
	01E02	To whom income generating activities provided {Number}	5,092	8,192	161
4		<u>Distribution of waste land to the landless</u>			
	03E01	Total Land Distributed {Hectare}	**	27,452	
	03E02	Land Distributed to SC {Hectare}	**	6,057	
	03E03	Land Distributed to ST {Hectare}	**	9,578	
	03E04	Land Distributed to Others {Hectare}	**	11,817	
5		<u>Minimum Wages Enforcement (including Farm Labour)</u>			
	04B01	Agriculture and Farm Workers: Inspections made {Number}	**	0	
	04B02	Agriculture and Farm Workers: Irregularities detected {Number}	**	0	
	04B03	Agriculture and Farm Workers: Irregularities rectified {Number}	**	0	
	04B04	Agriculture and Farm Workers: Claims filed {Number}	**	0	
	04B05	Agriculture and Farm Workers: Claims settled {Number}	**	0	
	04B06	Agriculture and Farm Workers: Prosecution cases Pending {Number}	**	0	
	04B07	Agriculture and Farm Workers: Prosecution cases filed {Number}	**	0	
	04B08	Agriculture and Farm Workers: Prosecution cases decided {Number}	**	0	
	04B10	Agriculture and Farm Workers: Others {Number}	**	0	
6		<u>Food security</u>			
		<u>Food security-Targeted Public Distribution system (APL+BPL+AAAY)</u>			
	05A02	Off take {Tonnes}	12,55,803	12,32,282	98
		<u>Food security-Targeted Public Distribution system (only AAY)</u>			
	05B02	Off take {Tonnes}	5,49,177	4,67,144	85
		<u>Food Security - Targeted Public Distribution System (Only BPL)</u>			
	05D02	Off take {Tonnes}	3,64,266	4,05,116	111
7		<u>Rural Housing - Indira Awaas Yojana</u>			
	06A01	Houses constructed {Number}	48,004	19,357	40
8		<u>EWS/LIG Houses in Urban Areas</u>			
	06B01	Houses constructed {Number}	3,812	6,928	182

CHHATISGARH

Sl. No.	Item Code	Item/Parameter Name {Units}	Target	Achievement	Percent Achievement
			April 2013-March 2014	April 2013-March 2014	
(1)	(2)	(3)	(4)	(5)	(5)/(4)
9		<u>Rural Areas: National Rural Drinking Water Programme (NRDWP)</u>			
	07A03	Habitations covered (Partially covered & Slipped back) {Number}	8,100	10,192	126
	07A04	Coverage of water quality affected habitations {Number}	2,600	985	38
10		<u>Sanitation Programme in Rural Areas</u>			
	08D01	Individual Household latrines constructed {Number}	**	48,663	
11		<u>Institutional Delivery</u>			
	08E01	Delivery in institutions {Number}	**	1,11,520	
12		<u>SC Families assisted</u>			
	10A02	SC families assisted under SCA to SCSP & NSFDC {Number}	98,071	422	0
	10A03	SC students assisted under post matric scholarship {Number}	94,548	4,52,665	479
13		<u>Universalization of ICDS Scheme</u>			
	12A01	ICDS Blocks Operational (Cumulative) {Number}	220	220	100
14		<u>Functional Anganwadis</u>			
	12B01	Anganwadis Functional (Cumulative) {Number}	55,372	49,730	90
15		<u>No. of Urban poor families assisted under Seven Point Charter</u>			
	14A01	Poor Families assisted {Number}	5,717	0	0
16		<u>Afforestation (Public and Forest Lands)</u>			
	15A01	Area Covered under Plantation {Hectares}	64,220	60,581	94
	15A02	Seedlings planted {Number}	4,17,43,000	5,77,79,000	138
17		<u>Rural roads - PMGSY</u>			
	17A01	Length of road constructed {Kilometer}	1,900	1,292	68
18		<u>Rajiv Gandhi Grameen Vidyutikaran Yojana</u>			
	18B01	Villages electrified {Number}	525	100	19
19		<u>Energising pump sets</u>			
	18D01	Pumps sets energized {Number}	20,000	20,455	102
20		<u>Supply of Electricity</u>			
	18E02	Electricity supplied {Million Units}	18,932	18,800	99

Note:

** - Non-Targetable.

1 Very Good(90% or above of targets)

01E02, 05A02, 05D02, 06B01, 07A03, 10A03, 12A01, 12B01, 15A01, 15A02, 18D01, 18E02

2 Good(Between 80% to 90% targets)

05B02

3 Poor(Below 80% of targets)

01B01, 06A01, 07A04, 10A02, 14A01, 17A01, 18B01

DELHI

Sl. No.	Item Code	Item/Parameter Name {Units}	Target April 2013-March 2014	Achievement April 2013-March 2014	Percent Achievement
(1)	(2)	(3)	(4)	(5)	(5)/(4)
1	<u>Employment generation under the NREG Scheme</u>				
	01A01	No. of job cards issued {Number}	**	0	
	01A02	Employment generated {Number}	**	0	
	01A03	Wages given {Rupees}	**	0	
2	<u>Self Help Groups (SHG)</u>				
	01E01	Formed under SGSY {Number}	**	0	
3	<u>Distribution of waste land to the landless</u>				
	03E01	Total Land Distributed {Hectare}	**	0	
	03E02	Land Distributed to SC {Hectare}	**	0	
	03E03	Land Distributed to ST {Hectare}	**	0	
	03E04	Land Distributed to Others {Hectare}	**	0	
4	<u>Minimum Wages Enforcement (including Farm Labour)</u>				
	04B01	Agriculture and Farm Workers: Inspections made {Number}	**	0	
	04B02	Agriculture and Farm Workers: Irregularities detected {Number}	**	0	
	04B03	Agriculture and Farm Workers: Irregularities rectified {Number}	**	0	
	04B04	Agriculture and Farm Workers: Claims filed {Number}	**	0	
	04B05	Agriculture and Farm Workers: Claims settled {Number}	**	0	
	04B06	Agriculture and Farm Workers: Prosecution cases Pending {Number}	**	0	
	04B07	Agriculture and Farm Workers: Prosecution cases filed {Number}	**	0	
	04B08	Agriculture and Farm Workers: Prosecution cases decided {Number}	**	0	
	04B10	Agriculture and Farm Workers: Others {Number}	**	0	
5	<u>Food security</u>				
	<u>Food security-Targeted Public Distribution system (APL+BPL+AAAY)</u>				
	05A02	Off take {Tonnes}	5,85,960	5,21,490	89
	<u>Food security-Targeted Public Distribution system (only AAY)</u>				
	05B02	Off take {Tonnes}	1,35,828	1,10,286	81
	<u>Food Security - Targeted Public Distribution System (Only BPL)</u>				
	05D02	Off take {Tonnes}	54,348	49,513	91
6	<u>EWS/LIG Houses in Urban Areas</u>				
	06B01	Houses constructed {Number}	12,194	13,829	113
7	<u>Sanitation Programme in Rural Areas</u>				
	08D01	Individual Household latrines constructed {Number}	**	0	
8	<u>Institutional Delivery</u>				
	08E01	Delivery in institutions {Number}	**	2,80,535	
9	<u>SC Families assisted</u>				
	10A02	SC families assisted under SCA to SCSP & NSFDC {Number}	680	6,330	931
	10A03	SC students assisted under post matric scholarship {Number}	18,725	17,937	96

DELHI

Sl. No.	Item Code	Item/Parameter Name {Units}	Target April 2013-March 2014	Achievement April 2013-March 2014	Percent Achievement
(1)	2	(2)	(3)	(4)	(5)/(4)
10		<u>Universalization of ICDS Scheme</u>			
	12A01	ICDS Blocks Operational (Cumulative) {Number}	95	95	100
11		<u>Functional Anganwadis</u>			
	12B01	Anganwadis Functional (Cumulative) {Number}	10,984	10,897	99
12		<u>No. of Urban poor families assisted under Seven Point Charter</u>			
	14A01	Poor Families assisted {Number}	18,290	3,277	18
13		<u>Afforestation (Public and Forest Lands)</u>			
	15A01	Area Covered under Plantation {Hectares}	1,220	848	70
	15A02	Seedlings planted {Number}	7,93,000	5,51,104	69
14		<u>Supply of Electricity</u>			
	18E02	Electricity supplied {Million Units}	26,867	26,791	100

Note:

** - Non-Targetable.

1 **Very Good(90% or above of targets)**

05D02, 06B01, 10A02, 10A03, 12A01, 12B01, 18E02

2 **Good(Between 80% to 90% targets)**

05A02, 05B02

3 **Poor(Below 80% of targets)**

14A01, 15A01, 15A02

GOA

Sl. No.	Item Code	Item/Parameter Name {Units}	Target April 2013-March 2014	Achievement April 2013-March 2014	Percent Achievement
(1)	(2)	(3)	(4)	(5)	(5)/(4)
1	<u>Employment generation under the NREG Scheme</u>				
	01A01	No. of job cards issued {Number}	**	918	
	01A02	Employment generated {Number}	**	1,17,110	
	01A03	Wages given {Rupees}	**	2,08,45,000	
2	<u>Swaranjayanti Gram Swarozgar Yojana / NRLM</u>				
	01B01	Individual Swarozgaris assisted {Number}	72	27	38
	01B02	Individual SC Swarozgaris assisted {Number}	**	0	
	01B03	Individual ST Swarozgaris assisted {Number}	**	5	
	01B04	Individual Women Swarozgaris assisted {Number}	**	22	
	01B05	Individual Disabled Swarozgaris assisted {Number}	**	0	
3	<u>Self Help Groups (SHG)</u>				
	01E01	Formed under SGSY {Number}	**	27	
	01E02	To whom income generating activities provided {Number}	136	88	65
4	<u>Distribution of waste land to the landless</u>				
	03E01	Total Land Distributed {Hectare}	**	0	
	03E02	Land Distributed to SC {Hectare}	**	0	
	03E03	Land Distributed to ST {Hectare}	**	0	
	03E04	Land Distributed to Others {Hectare}	**	0	
5	<u>Minimum Wages Enforcement (including Farm Labour)</u>				
	04B01	Agriculture and Farm Workers: Inspections made {Number}	**	0	
	04B02	Agriculture and Farm Workers: Irregularities detected {Number}	**	0	
	04B03	Agriculture and Farm Workers: Irregularities rectified {Number}	**	0	
	04B04	Agriculture and Farm Workers: Claims filed {Number}	**	0	
	04B05	Agriculture and Farm Workers: Claims settled {Number}	**	0	
	04B06	Agriculture and Farm Workers: Prosecution cases Pending {Number}	**	0	
	04B07	Agriculture and Farm Workers: Prosecution cases filed {Number}	**	0	
	04B08	Agriculture and Farm Workers: Prosecution cases decided {Number}	**	0	
	04B10	Agriculture and Farm Workers: Others {Number}	**	0	
6	<u>Food security</u>				
	<u>Food security-Targeted Public Distribution system (APL+BPL+AAAY)</u>				
	05A02	Off take {Tonnes}	63,036	64,063	102
	<u>Food security-Targeted Public Distribution system (only AAAY)</u>				
	05B02	Off take {Tonnes}	6,108	6,108	100
	<u>Food Security - Targeted Public Distribution System (Only BPL)</u>				
	05D02	Off take {Tonnes}	5,532	5,495	99
7	<u>Rural Housing - Indira Awaas Yojana</u>				
	06A01	Houses constructed {Number}	1,393	1,667	120
8	<u>EWS/LIG Houses in Urban Areas</u>				
	06B01	Houses constructed {Number}	*	22	

GOA

Sl. No.	Item Code	Item/Parameter Name {Units}	Target April 2013-March 2014	Achievement April 2013-March 2014	Percent Achievement
(1)	(2)	(3)	(4)	(5)	(5)/(4)
9	<u>Sanitation Programme in Rural Areas</u>				
	08D01	Individual Household latrines constructed {Number}	**	0	
10	<u>Institutional Delivery</u>				
	08E01	Delivery in institutions {Number}	**	16,117	
11	<u>SC Families assisted</u>				
	10A02	SC families assisted under SCA to SCSP & NSFDC {Number}	16,804	30	0
	10A03	SC students assisted under post matric scholarship {Number}	212	0	0
12	<u>Universalization of ICDS Scheme</u>				
	12A01	ICDS Blocks Operational (Cumulative) {Number}	11	11	100
13	<u>Functional Anganwadis</u>				
	12B01	Anganwadis Functional (Cumulative) {Number}	1,262	1,262	100
14	<u>No. of Urban poor families assisted under Seven Point Charter</u>				
	14A01	Poor Families assisted {Number}	*	0	
15	<u>Afforestation (Public and Forest Lands)</u>				
	15A01	Area Covered under Plantation {Hectares}	225	154	68
	15A02	Seedlings planted {Number}	1,46,000	2,60,000	178
16	<u>Energising pump sets</u>				
	18D01	Pumps sets energized {Number}	200	263	132
17	<u>Supply of Electricity</u>				
	18E02	Electricity supplied {Million Units}	3,890	3,871	100

Note:

* - Target Not Received.

** - Non-Targetable.

1 Very Good(90% or above of targets)

05A02, 05B02, 05D02, 06A01, 12A01, 12B01, 15A02, 18D01, 18E02

2 Poor(Below 80% of targets)

01B01, 01E02, 10A02, 10A03, 15A01

GUJARAT

Sl. No.	Item Code	Item/Parameter Name {Units}	Target April 2013-March 2014	Achievement April 2013-March 2014	Percent Achievement
(1)	(2)	(3)	(4)	(5)	(5)/(4)
1	<u>Employment generation under the NREG Scheme</u>				
	01A01	No. of job cards issued {Number}	**	29,001	
	01A02	Employment generated {Number}	**	2,30,27,000	
	01A03	Wages given {Rupees}	**	4,87,23,64,000	
2	<u>Swaranjayanti Gram Swarozgar Yojana / NRLM</u>				
	01B01	Individual Swarozgaris assisted {Number}	1,989	9,100	458
	01B02	Individual SC Swarozgaris assisted {Number}	**	7,276	
	01B03	Individual ST Swarozgaris assisted {Number}	**	3,638	
	01B04	Individual Women Swarozgaris assisted {Number}	**	31,058	
	01B05	Individual Disabled Swarozgaris assisted {Number}	**	0	
3	<u>Self Help Groups (SHG)</u>				
	01E01	Formed under SGSY {Number}	**	10,525	
	01E02	To whom income generating activities provided {Number}	3,627	37,622	1,037
4	<u>Distribution of waste land to the landless</u>				
	03E01	Total Land Distributed {Hectare}	**	0	
	03E02	Land Distributed to SC {Hectare}	**	0	
	03E03	Land Distributed to ST {Hectare}	**	0	
	03E04	Land Distributed to Others {Hectare}	**	0	
5	<u>Minimum Wages Enforcement (including Farm Labour)</u>				
	04B01	Agriculture and Farm Workers: Inspections made {Number}	**	0	
	04B02	Agriculture and Farm Workers: Irregularities detected {Number}	**	0	
	04B03	Agriculture and Farm Workers: Irregularities rectified {Number}	**	0	
	04B04	Agriculture and Farm Workers: Claims filed {Number}	**	0	
	04B05	Agriculture and Farm Workers: Claims settled {Number}	**	0	
	04B06	Agriculture and Farm Workers: Prosecution cases Pending {Number}	**	0	
	04B07	Agriculture and Farm Workers: Prosecution cases filed {Number}	**	0	
	04B08	Agriculture and Farm Workers: Prosecution cases decided {Number}	**	0	
	04B10	Agriculture and Farm Workers: Others {Number}	**	0	
6	<u>Food security</u>				
	<u>Food security-Targeted Public Distribution system (APL+BPL+AAAY)</u>				
	05A02	Off take {Tonnes}	20,85,108	15,05,321	72
	<u>Food security-Targeted Public Distribution system (only AAAY)</u>				
	05B02	Off take {Tonnes}	3,40,080	3,51,820	103
	<u>Food Security - Targeted Public Distribution System (Only BPL)</u>				
	05D02	Off take {Tonnes}	5,50,368	5,60,286	102
7	<u>Rural Housing - Indira Awaas Yojana</u>				
	06A01	Houses constructed {Number}	1,07,880	1,00,540	93
8	<u>EWS/LIG Houses in Urban Areas</u>				
	06B01	Houses constructed {Number}	3,106	12,714	409

GUJARAT

Sl. No.	Item Code	Item/Parameter Name {Units}	Target April 2013-March 2014	Achievement April 2013-March 2014	Percent Achievement
(1)	(2)	(3)	(4)	(5)	(5)/(4)
9	<u>Rural Areas: National Rural Drinking Water Programme (NRDWP)</u>				
	07A03	Habitations covered (Partially covered & Slipped back) {Number}	875	1,811	207
	07A04	Coverage of water quality affected habitations {Number}	175	174	99
10	<u>Sanitation Programme in Rural Areas</u>				
	08D01	Individual Household latrines constructed {Number}	**	1,33,234	
11	<u>Institutional Delivery</u>				
	08E01	Delivery in institutions {Number}	**	10,83,358	
12	<u>SC Families assisted</u>				
	10A02	SC families assisted under SCA to SCSP & NSFDC {Number}	14,130	88,537	627
	10A03	SC students assisted under post matric scholarship {Number}	1,09,199	1,11,181	102
13	<u>Universalization of ICDS Scheme</u>				
	12A01	ICDS Blocks Operational (Cumulative) {Number}	336	336	100
14	<u>Functional Anganwadis</u>				
	12B01	Anganwadis Functional (Cumulative) {Number}	50,990	52,043	102
15	<u>No. of Urban poor families assisted under Seven Point Charter</u>				
	14A01	Poor Families assisted {Number}	4,659	37,663	808
16	<u>Afforestation (Public and Forest Lands)</u>				
	15A01	Area Covered under Plantation {Hectares}	1,24,520	1,39,283	112
	15A02	Seedlings planted {Number}	8,09,38,000	9,95,82,000	123
17	<u>Rural roads - PMGSY</u>				
	17A01	Length of road constructed {Kilometer}	200	899	450
18	<u>Energising pump sets</u>				
	18D01	Pumps sets energized {Number}	44,250	74,895	169
19	<u>Supply of Electricity</u>				
	18E02	Electricity supplied {Million Units}	88,497	88,488	100

Note:

** - Non-Targetable.

1 Very Good(90% or above of targets)

01B01, 01E02, 05B02, 05D02, 06A01, 06B01, 07A03, 07A04, 10A02, 10A03, 12A01, 12B01, 14A01, 15A01, 15A02, 17A01, 18D01, 18E02

2 Poor(Below 80% of targets)

05A02

HARYANA

Sl. No.	Item Code	Item/Parameter Name {Units}	Target April 2013-March 2014	Achievement April 2013-March 2014	Percent Achievement
(1)	(2)	(3)	(4)	(5)	(5)/(4)
1	<u>Employment generation under the NREG Scheme</u>				
	01A01	No. of job cards issued {Number}	**	1,14,756	
	01A02	Employment generated {Number}	**	1,17,50,000	
	01A03	Wages given {Rupees}	**	2,59,79,54,000	
2	<u>Swaranjayanti Gram Swarozgar Yojana / NRLM</u>				
	01B01	Individual Swarozgaris assisted {Number}	1,170	0	0
	01B02	Individual SC Swarozgaris assisted {Number}	**	0	
	01B03	Individual ST Swarozgaris assisted {Number}	**	0	
	01B04	Individual Women Swarozgaris assisted {Number}	**	0	
	01B05	Individual Disabled Swarozgaris assisted {Number}	**	0	
3	<u>Self Help Groups (SHG)</u>				
	01E01	Formed under SGSY {Number}	**	682	
	01E02	To whom income generating activities provided {Number}	2,134	339	16
4	<u>Distribution of waste land to the landless</u>				
	03E01	Total Land Distributed {Hectare}	**	0	
	03E02	Land Distributed to SC {Hectare}	**	0	
	03E03	Land Distributed to ST {Hectare}	**	0	
	03E04	Land Distributed to Others {Hectare}	**	0	
5	<u>Minimum Wages Enforcement (including Farm Labour)</u>				
	04B01	Agriculture and Farm Workers: Inspections made {Number}	**	0	
	04B02	Agriculture and Farm Workers: Irregularities detected {Number}	**	0	
	04B03	Agriculture and Farm Workers: Irregularities rectified {Number}	**	0	
	04B04	Agriculture and Farm Workers: Claims filed {Number}	**	0	
	04B05	Agriculture and Farm Workers: Claims settled {Number}	**	0	
	04B06	Agriculture and Farm Workers: Prosecution cases Pending {Number}	**	0	
	04B07	Agriculture and Farm Workers: Prosecution cases filed {Number}	**	0	
	04B08	Agriculture and Farm Workers: Prosecution cases decided {Number}	**	0	
	04B10	Agriculture and Farm Workers: Others {Number}	**	0	
6	<u>Food security</u>				
	<u>Food security-Targeted Public Distribution system (APL+BPL+AAAY)</u>				
	05A02	Off take {Tonnes}	6,32,504	4,86,102	77
	<u>Food security-Targeted Public Distribution system (only AAAY)</u>				
	05B02	Off take {Tonnes}	3,68,674	3,12,494	85
	<u>Food Security - Targeted Public Distribution System (Only BPL)</u>				
	05D02	Off take {Tonnes}	86,905	81,418	94
7	<u>Rural Housing - Indira Awaas Yojana</u>				
	06A01	Houses constructed {Number}	18,029	6,097	34
8	<u>EWS/LIG Houses in Urban Areas</u>				
	06B01	Houses constructed {Number}	458	1,740	380

HARYANA

Sl. No.	Item Code	Item/Parameter Name {Units}	Target April 2013-March 2014	Achievement April 2013-March 2014	Percent Achievement
(1)	(2)	(3)	(4)	(5)	(5)/(4)
9	<u>Rural Areas: National Rural Drinking Water Programme (NRDWP)</u>				
	07A03	Habitations covered (Partially covered & Slipped back) {Number}	807	556	69
	07A04	Coverage of water quality affected habitations {Number}	11	4	36
10	<u>Sanitation Programme in Rural Areas</u>				
	08D01	Individual Household latrines constructed {Number}	**	1,01,568	
11	<u>Institutional Delivery</u>				
	08E01	Delivery in institutions {Number}	**	4,14,002	
12	<u>SC Families assisted</u>				
	10A02	SC families assisted under SCA to SCSP & NSFDC {Number}	19,394	82,217	424
	10A03	SC students assisted under post matric scholarship {Number}	78,120	76,964	99
13	<u>Universalization of ICDS Scheme</u>				
	12A01	ICDS Blocks Operational (Cumulative) {Number}	148	148	100
14	<u>Functional Anganwadis</u>				
	12B01	Anganwadis Functional (Cumulative) {Number}	25,727	25,905	101
15	<u>No. of Urban poor families assisted under Seven Point Charter</u>				
	14A01	Poor Families assisted {Number}	687	2,807	409
16	<u>Afforestation (Public and Forest Lands)</u>				
	15A01	Area Covered under Plantation {Hectares}	64,890	57,197	88
	15A02	Seedlings planted {Number}	4,21,79,000	4,44,72,000	105
17	<u>Rural roads - PMGSY</u>				
	17A01	Length of road constructed {Kilometer}	30	4	13
18	<u>Energising pump sets</u>				
	18D01	Pumps sets energized {Number}	20,025	24,302	121
19	<u>Supply of Electricity</u>				
	18E02	Electricity supplied {Million Units}	43,463	43,213	99

Note:

** - Non-Targetable.

1 Very Good(90% or above of targets)

05D02, 06B01, 10A02, 10A03, 12A01, 12B01, 14A01, 15A02, 18D01, 18E02

2 Good(Between 80% to 90% targets)

05B02, 15A01

3 Poor(Below 80% of targets)

01B01, 01E02, 05A02, 06A01, 07A03, 07A04, 17A01

HIMACHAL PRADESH

Sl. No.	Item Code	Item/Parameter Name {Units}	Target	Achievement	Percent Achievement
			April 2013-March 2014	April 2013-March 2014	
(1)	(2)	(3)	(4)	(5)	(5)/(4)
1	<u>Employment generation under the NREG Scheme</u>				
	01A01	No. of job cards issued {Number}	**	36,900	
	01A02	Employment generated {Number}	**	2,82,21,000	
	01A03	Wages given {Rupees}	**	3,79,40,70,000	
2	<u>Swaranjayanti Gram Swarojgar Yojana / NRLM</u>				
	01B01	Individual Swarozgaries assisted {Number}	493	0	0
	01B02	Individual SC Swarozgaries assisted {Number}	**	0	
	01B03	Individual ST Swarozgaries assisted {Number}	**	0	
	01B04	Individual Women Swarozgaries assisted {Number}	**	0	
	01B05	Individual Disabled Swarozgaries assisted {Number}	**	0	
3	<u>Self Help Groups (SHG)</u>				
	01E01	Formed under SGSY {Number}	**	0	
	01E02	To whom income generating activities provided {Number}	899	0	0
4	<u>Minimum Wages Enforcement (including Farm Labour)</u>				
	04B01	Agriculture and Farm Workers: Inspections made {Number}	**	0	
	04B02	Agriculture and Farm Workers: Irregularities detected {Number}	**	0	
	04B03	Agriculture and Farm Workers: Irregularities rectified {Number}	**	0	
	04B04	Agriculture and Farm Workers: Claims filed {Number}	**	0	
	04B05	Agriculture and Farm Workers: Claims settled {Number}	**	0	
	04B06	Agriculture and Farm Workers: Prosecution cases Pending {Number}	**	0	
	04B07	Agriculture and Farm Workers: Prosecution cases filed {Number}	**	0	
	04B08	Agriculture and Farm Workers: Prosecution cases decided {Number}	**	0	
	04B10	Agriculture and Farm Workers: Others {Number}	**	0	
5	<u>Food security</u>				
	<u>Food security-Targeted Public Distribution system (APL+BPL+AAY)</u>				
	05A02	Off take {Tonnes}	5,17,968	5,02,905	97
	<u>Food security-Targeted Public Distribution system (only AAY)</u>				
	05B02	Off take {Tonnes}	1,34,346	1,30,495	97
	<u>Food Security - Targeted Public Distribution System (Only BPL)</u>				
	05D02	Off take {Tonnes}	66,570	55,938	84
6	<u>Rural Housing - Indira Awaas Yojana</u>				
	06A01	Houses constructed {Number}	7,064	6,565	93
7	<u>EWS/LIG Houses in Urban Areas</u>				
	06B01	Houses constructed {Number}	222	230	104

HIMACHAL PRADESH

Sl. No.	Item Code	Item/Parameter Name {Units}	Target	Achievement	Percent Achievement
			April 2013-March 2014	April 2013-March 2014	
(1)	(2)	(3)	(4)	(5)	(5)/(4)
8	<u>Rural Areas: National Rural Drinking Water Programme (NRDWP)</u>				
	07A03	Habitations covered (Partially covered & Slipped back) {Number}	2,500	2,505	100
9	<u>Sanitation Programme in Rural Areas</u>				
	08D01	Individual Household latrines constructed {Number}	**	8,427	
10	<u>Institutional Delivery</u>				
	08E01	Delivery in institutions {Number}	**	75,855	
11	<u>SC Families assisted</u>				
	10A02	SC families assisted under SCA to SCSP & NSFDC {Number}	11,515	28,181	245
	10A03	SC students assisted under post matric scholarship {Number}	16,050	16,800	105
12	<u>Universalization of ICDS Scheme</u>				
	12A01	ICDS Blocks Operational (Cumulative) {Number}	78	78	100
13	<u>Functional Anganwadis</u>				
	12B01	Anganwadis Functional (Cumulative) {Number}	18,890	18,907	100
14	<u>No. of Urban poor families assisted under Seven Point Charter</u>				
	14A01	Poor Families assisted {Number}	332	8,682	2,615
15	<u>Afforestation (Public and Forest Lands)</u>				
	15A01	Area Covered under Plantation {Hectares}	25,460	25,595	101
	15A02	Seedlings planted {Number}	1,65,49,000	1,66,37,000	101
16	<u>Rural roads - PMGSY</u>				
	17A01	Length of road constructed {Kilometer}	550	622	113
17	<u>Rajiv Gandhi Grameen Vidyutikaran Yojana</u>				
	18B01	Villages electrified {Number}	12	0	0
18	<u>Energising pump sets</u>				
	18D01	Pumps sets energized {Number}	1,215	2,032	167
19	<u>Supply of Electricity</u>				
	18E02	Electricity supplied {Million Units}	9,089	8,883	98

Note:

** - Non-Targetable.

1 Very Good(90% or above of targets)

05A02, 05B02, 06A01, 06B01, 07A03, 10A02, 10A03, 12A01, 12B01, 14A01, 15A01, 15A02, 17A01, 18D01, 18E02

2 Good(Between 80% to 90% targets)

05D02

3 Poor(Below 80% of targets)

01B01, 01E02, 18B01

JAMMU AND KASHMIR

Sl. No.	Item Code	Item/Parameter Name {Units}	Target April 2013- March 2014	Achievement April 2013- March 2014	Percent Achievement
(1)	(2)	(3)	(4)	(5)	(5)/(4)
1	<u>Employment generation under the NREG Scheme</u>				
	01A01	No. of job cards issued {Number}	**	72,845	
	01A02	Employment generated {Number}	**	2,90,75,000	
	01A03	Wages given {Rupees}	**	5,30,29,00,000	
2	<u>Swaranjavanti Gram Swarojgar Yojana / NRLM</u>				
	01B01	Individual Swarozgaris assisted {Number}	610	372	61
	01B02	Individual SC Swarozgaris assisted {Number}	**	1	
	01B03	Individual ST Swarozgaris assisted {Number}	**	88	
	01B04	Individual Women Swarozgaris assisted {Number}	**	56	
	01B05	Individual Disabled Swarozgaris assisted {Number}	**	6	
3	<u>Self Help Groups (SHG)</u>				
	01E01	Formed under SGSY {Number}	**	205	
	01E02	To whom income generating activities provided {Number}	1,113	17	2
4	<u>Distribution of waste land to the landless</u>				
	03E01	Total Land Distributed {Hectare}	**	0	
	03E02	Land Distributed to SC {Hectare}	**	0	
	03E03	Land Distributed to ST {Hectare}	**	0	
	03E04	Land Distributed to Others {Hectare}	**	0	
5	<u>Minimum Wages Enforcement (including Farm Labour)</u>				
	04B01	Agriculture and Farm Workers: Inspections made {Number}	**	0	
	04B02	Agriculture and Farm Workers: Irregularities detected {Number}	**	0	
	04B03	Agriculture and Farm Workers: Irregularities rectified {Number}	**	0	
	04B04	Agriculture and Farm Workers: Claims filed {Number}	**	0	
	04B05	Agriculture and Farm Workers: Claims settled {Number}	**	0	
	04B06	Agriculture and Farm Workers: Prosecution cases Pending {Number}	**	0	
	04B07	Agriculture and Farm Workers: Prosecution cases filed {Number}	**	0	
	04B08	Agriculture and Farm Workers: Prosecution cases decided {Number}	**	0	
	04B10	Agriculture and Farm Workers: Others {Number}	**	0	
6	<u>Food security</u>				
	<u>Food security-Targeted Public Distribution system (APL+BPL+AAAY)</u>				
	05A02	Off take {Tonnes}	7,56,804	7,56,635	100
	<u>Food security-Targeted Public Distribution system (only AAAY)</u>				
	05B02	Off take {Tonnes}	1,07,388	1,07,645	100
	<u>Food Security - Targeted Public Distribution System (Only BPL)</u>				
	05D02	Off take {Tonnes}	2,01,696	1,98,621	98
7	<u>Rural Housing - Indira Awaas Yojana</u>				
	06A01	Houses constructed {Number}	15,952	12,929	81
8	<u>EWS/LIG Houses in Urban Areas</u>				
	06B01	Houses constructed {Number}	860	0	0

JAMMU AND KASHMIR

Sl. No.	Item Code	Item/Parameter Name {Units}	Target April 2013-March 2014	Achievement April 2013-March 2014	Percent Achievement
(1)	(2)	(3)	(4)	(5)	(5)/(4)
9		<u>Rural Areas: National Rural Drinking Water Programme (NRDWP)</u>			
	07A03	Habitations covered (Partially covered & Slipped back) {Number}	948	901	95
	07A04	Coverage of water quality affected habitations {Number}	7	0	0
10		<u>Sanitation Programme in Rural Areas</u>			
	08D01	Individual Household latrines constructed {Number}	**	53,127	
11		<u>Institutional Delivery</u>			
	08E01	Delivery in institutions {Number}	**	1,48,476	
12		<u>SC Families assisted</u>			
	10A02	SC families assisted under SCA to SCSP & NSFDC {Number}	5,713	4,758	83
	10A03	SC students assisted under post matric scholarship {Number}	8,429	87,482	1,038
13		<u>Universalization of ICDS Scheme</u>			
	12A01	ICDS Blocks Operational (Cumulative) {Number}	141	141	100
14		<u>Functional Anganwadis</u>			
	12B01	Anganwadis Functional (Cumulative) {Number}	28,577	28,594	100
15		<u>No. of Urban poor families assisted under Seven Point Charter</u>			
	14A01	Poor Families assisted {Number}	1,290	0	0
16		<u>Afforestation (Public and Forest Lands)</u>			
	15A01	Area Covered under Plantation {Hectares}	9,050	8,704	96
	15A02	Seedlings planted {Number}	58,83,000	58,77,000	100
17		<u>Rural roads - PMGSY</u>			
	17A01	Length of road constructed {Kilometer}	1,285	825	64
18		<u>Rajiv Gandhi Grameen Vidyutikaran Yojana</u>			
	18B01	Villages electrified {Number}	61	35	57
19		<u>Supply of Electricity</u>			
	18E02	Electricity supplied {Million Units}	15,613	12,187	78

Note:

** - Non-Targetable.

1 Very Good(90% or above of targets)

05A02, 05B02, 05D02, 07A03, 10A03, 12A01, 12B01, 15A01, 15A02

2 Good(Between 80% to 90% targets)

06A01, 10A02

3 Poor(Below 80% of targets)

01B01, 01E02, 06B01, 07A04, 14A01, 17A01, 18B01, 18E02

JHARKHAND

Sl. No.	Item Code	Item/Parameter Name {Units}	Target April 2013- March 2014	Achievement April 2013- March 2014	Percent Achievement
(1)	(2)	(3)	(4)	(5)	(5)/(4)
1	<u>Employment generation under the NREG Scheme</u>				
	01A01	No. of job cards issued {Number}	**	11,592	
	01A02	Employment generated {Number}	**	1,96,34,040	
	01A03	Wages given {Rupees}	**	2,70,33,19,662	
2	<u>Swaranjayanti Gram Swarozgar Yojana / NRLM</u>				
	01B01	Individual Swarozgaries assisted {Number}	4,739	1,470	31
	01B02	Individual SC Swarozgaries assisted {Number}	**	472	
	01B03	Individual ST Swarozgaries assisted {Number}	**	829	
	01B04	Individual Women Swarozgaries assisted {Number}	**	358	
	01B05	Individual Disabled Swarozgaries assisted {Number}	**	8	
3	<u>Self Help Groups (SHG)</u>				
	01E01	Formed under SGSY {Number}	**	1,502	
	01E02	To whom income generating activities provided {Number}	8,644	1,375	16
4	<u>Distribution of waste land to the landless</u>				
	03E01	Total Land Distributed {Hectare}	**	20	
	03E02	Land Distributed to SC {Hectare}	**	6	
	03E03	Land Distributed to ST {Hectare}	**	5	
	03E04	Land Distributed to Others {Hectare}	**	9	
5	<u>Minimum Wages Enforcement (including Farm Labour)</u>				
	04B01	Agriculture and Farm Workers: Inspections made {Number}	**	0	
	04B02	Agriculture and Farm Workers: Irregularities detected {Number}	**	0	
	04B03	Agriculture and Farm Workers: Irregularities rectified {Number}	**	0	
	04B04	Agriculture and Farm Workers: Claims filed {Number}	**	0	
	04B05	Agriculture and Farm Workers: Claims settled {Number}	**	0	
	04B06	Agriculture and Farm Workers: Prosecution cases Pending {Number}	**	0	
	04B07	Agriculture and Farm Workers: Prosecution cases filed {Number}	**	0	
	04B08	Agriculture and Farm Workers: Prosecution cases decided {Number}	**	0	
	04B10	Agriculture and Farm Workers: Others {Number}	**	0	
6	<u>Food security</u>				
	<u>Food security-Targeted Public Distribution system (APL+BPL+AAAY)</u>				
	05A02	Off take {Tonnes}	13,58,652	10,22,392	75
	<u>Food security-Targeted Public Distribution system (only AAAY)</u>				
	05B02	Off take {Tonnes}	3,85,524	3,84,030	100
	<u>Food Security - Targeted Public Distribution System (Only BPL)</u>				
	05D02	Off take {Tonnes}	6,19,968	6,13,287	99
7	<u>Rural Housing - Indira Awaas Yojana</u>				
	06A01	Houses constructed {Number}	67,153	42,130	63
8	<u>EWS/LIG Houses in Urban Areas</u>				
	06B01	Houses constructed {Number}	1,589	1,259	79

JHARKHAND

Sl. No.	Item Code	Item/Parameter Name {Units}	Target April 2013- March 2014	Achievement April 2013- March 2014	Percent Achievement
(1)	(2)	(3)	(4)	(5)	(5)/(4)
9	<u>Rural Areas: National Rural Drinking Water Programme (NRDWP)</u>				
	07A03	Habitations covered (Partially covered & Slipped back) {Number}	12,024	12,518	104
	07A04	Coverage of water quality affected habitations {Number}	108	28	26
10	<u>Sanitation Programme in Rural Areas</u>				
	08D01	Individual Household latrines constructed {Number}	**	58,305	
11	<u>Institutional Delivery</u>				
	08E01	Delivery in institutions {Number}	**	1,26,791	
12	<u>SC Families assisted</u>				
	10A02	SC families assisted under SCA to SCSP & NSFDC {Number}	16,574	81,841	494
	10A03	SC students assisted under post matric scholarship {Number}	14,142	0	0
13	<u>Universalization of ICDS Scheme</u>				
	12A01	ICDS Blocks Operational (Cumulative) {Number}	212	204	96
14	<u>Functional Anganwadis</u>				
	12B01	Anganwadis Functional (Cumulative) {Number}	38,432	38,365	100
15	<u>No. of Urban poor families assisted under Seven Point Charter</u>				
	14A01	Poor Families assisted {Number}	2,384	1,752	73
16	<u>Afforestation (Public and Forest Lands)</u>				
	15A01	Area Covered under Plantation {Hectares}	22,200	3,450	16
	15A02	Seedlings planted {Number}	1,44,30,000	54,71,635	38
17	<u>Rural roads - PMGSY</u>				
	17A01	Length of road constructed {Kilometer}	1,880	1,031	55
18	<u>Rajiv Gandhi Grameen Vidvutikaran Yojana</u>				
	18B01	Villages electrified {Number}	362	67	19
19	<u>Energising pump sets</u>				
	18D01	Pumps sets energized {Number}	22,000	1,373	6
20	<u>Supply of Electricity</u>				
	18E02	Electricity supplied {Million Units}	7,143	7,007	98

Note:

** - Non-Targetable.

1 Very Good(90% or above of targets)

05B02, 05D02, 07A03, 10A02, 12A01, 12B01, 18E02

2 Poor(Below 80% of targets)

01B01, 01E02, 05A02, 06A01, 06B01, 07A04, 10A03, 14A01, 15A01, 15A02, 17A01, 18B01, 18D01

KARNATAKA

Sl. No.	Item Code	Item/Parameter Name {Units}	Target	Achievement	Percent Achievement
			April 2013-March 2014	April 2013-March 2014	
(1)	(2)	(3)	(4)	(5)	(5)/(4)
1	<u>Employment generation under the NREG Scheme</u>				
	01A01	No. of job cards issued {Number}	**	5,60,192	
	01A02	Employment generated {Number}	**	8,02,92,000	
	01A03	Wages given {Rupees}	**	17,58,55,71,000	
2	<u>Swaranjayanti Gram Swarozgar Yojana / NRLM</u>				
	01B01	Individual Swarozgaris assisted {Number}	3,990	538	13
	01B02	Individual SC Swarozgaris assisted {Number}	**	123	
	01B03	Individual ST Swarozgaris assisted {Number}	**	58	
	01B04	Individual Women Swarozgaris assisted {Number}	**	192	
	01B05	Individual Disabled Swarozgaris assisted {Number}	**	497	
3	<u>Self Help Groups (SHG)</u>				
	01E01	Formed under SGSY {Number}	**	1,288	
	01E02	To whom income generating activities provided {Number}	7,277	538	7
4	<u>Distribution of waste land to the landless</u>				
	03E01	Total Land Distributed {Hectare}	**	0	
	03E02	Land Distributed to SC {Hectare}	**	0	
	03E03	Land Distributed to ST {Hectare}	**	0	
	03E04	Land Distributed to Others {Hectare}	**	0	
5	<u>Minimum Wages Enforcement (including Farm Labour)</u>				
	04B01	Agriculture and Farm Workers: Inspections made {Number}	**	0	
	04B02	Agriculture and Farm Workers: Irregularities detected {Number}	**	0	
	04B03	Agriculture and Farm Workers: Irregularities rectified {Number}	**	0	
	04B04	Agriculture and Farm Workers: Claims filed {Number}	**	0	
	04B05	Agriculture and Farm Workers: Claims settled {Number}	**	0	
	04B06	Agriculture and Farm Workers: Prosecution cases Pending {Number}	**	0	
	04B07	Agriculture and Farm Workers: Prosecution cases filed {Number}	**	0	
	04B08	Agriculture and Farm Workers: Prosecution cases decided {Number}	**	0	
	04B10	Agriculture and Farm Workers: Others {Number}	**	0	
6	<u>Food security</u>				
	<u>Food security-Targeted Public Distribution system (APL+BPL+AAAY)</u>				
	05A02	Off take {Tonnes}	24,56,382	24,67,432	100
	<u>Food security-Targeted Public Distribution system (only AAAY)</u>				
	05B02	Off take {Tonnes}	9,77,448	9,98,407	102
	<u>Food Security - Targeted Public Distribution System (Only BPL)</u>				
	05D02	Off take {Tonnes}	6,27,345	6,61,352	105
7	<u>Rural Housing - Indira Awaas Yojana</u>				
	06A01	Houses constructed {Number}	87,816	98,815	113
8	<u>EWS/LIG Houses in Urban Areas</u>				
	06B01	Houses constructed {Number}	1,453	9,387	646

KARNATAKA

Sl. No.	Item Code	Item/Parameter Name {Units}	Target April 2013- March 2014	Achievement April 2013- March 2014	Percent Achievement
(1)	(2)	(3)	(4)	(5)	(5)/(4)
9	<u>Rural Areas: National Rural Drinking Water Programme (NRDWP)</u>				
	07A03	Habitations covered (Partially covered & Slipped back) {Number}	7,700	14,258	185
	07A04	Coverage of water quality affected habitations {Number}	2,678	1,916	72
10	<u>Sanitation Programme in Rural Areas</u>				
	08D01	Individual Household latrines constructed {Number}	**	3,55,864	
11	<u>Institutional Delivery</u>				
	08E01	Delivery in institutions {Number}	**	8,06,542	
12	<u>SC Families assisted</u>				
	10A02	SC families assisted under SCA to SCSP & NSFDC {Number}	66,871	42,523	64
	10A03	SC students assisted under post matric scholarship {Number}	3,30,530	3,89,489	118
13	<u>Universalization of ICDS Scheme</u>				
	12A01	ICDS Blocks Operational (Cumulative) {Number}	204	204	100
14	<u>Functional Anganwadis</u>				
	12B01	Anganwadis Functional (Cumulative) {Number}	64,518	64,518	100
15	<u>No. of Urban poor families assisted under Seven Point Charter</u>				
	14A01	Poor Families assisted {Number}	2,180	2,412	111
16	<u>Afforestation (Public and Forest Lands)</u>				
	15A01	Area Covered under Plantation {Hectares}	79,760	82,925	104
	15A02	Seedlings planted {Number}	5,18,44,000	7,77,17,000	150
17	<u>Rural roads - PMGSY</u>				
	17A01	Length of road constructed {Kilometer}	90	211	234
18	<u>Energising pump sets</u>				
	18D01	Pumps sets energized {Number}	38,602	1,08,780	282
19	<u>Supply of Electricity</u>				
	18E02	Electricity supplied {Million Units}	64,150	58,052	90

Note:

** - Non-Targetable.

1 Very Good(90% or above of targets)

05A02, 05B02, 05D02, 06A01, 06B01, 07A03, 10A03, 12A01, 12B01, 14A01, 15A01, 15A02, 17A01, 18D01, 18E02

2 Poor(Below 80% of targets)

01B01, 01E02, 07A04, 10A02

KERALA

Sl. No.	Item Code	Item/Parameter Name {Units}	Target	Achievement	Percent Achievement
			April 2013-March 2014	April 2013-March 2014	
(1)	(2)	(3)	(4)	(5)	(5)/(4)
1	<u>Employment generation under the NREG Scheme</u>				
	01A01	No. of job cards issued {Number}	**	3,05,639	
	01A02	Employment generated {Number}	**	8,65,57,204	
	01A03	Wages given {Rupees}	**	12,05,80,10,000	
2	<u>Swaranjayanti Gram Swarozgar Yojana / NRLM</u>				
	01B01	Individual Swarozgaris assisted {Number}	1,790	0	0
	01B02	Individual SC Swarozgaris assisted {Number}	**	0	
	01B03	Individual ST Swarozgaris assisted {Number}	**	0	
	01B04	Individual Women Swarozgaris assisted {Number}	**	0	
	01B05	Individual Disabled Swarozgaris assisted {Number}	**	0	
3	<u>Self Help Groups (SHG)</u>				
	01E01	Formed under SGSY {Number}	**	0	
	01E02	To whom income generating activities provided {Number}	3,265	0	0
4	<u>Distribution of waste land to the landless</u>				
	03E01	Total Land Distributed {Hectare}	**	0	
	03E02	Land Distributed to SC {Hectare}	**	0	
	03E03	Land Distributed to ST {Hectare}	**	0	
	03E04	Land Distributed to Others {Hectare}	**	0	
5	<u>Minimum Wages Enforcement (including Farm Labour)</u>				
	04B01	Agriculture and Farm Workers: Inspections made {Number}	**	0	
	04B02	Agriculture and Farm Workers: Irregularities detected {Number}	**	0	
	04B03	Agriculture and Farm Workers: Irregularities rectified {Number}	**	0	
	04B04	Agriculture and Farm Workers: Claims filed {Number}	**	0	
	04B05	Agriculture and Farm Workers: Claims settled {Number}	**	0	
	04B06	Agriculture and Farm Workers: Prosecution cases Pending {Number}	**	0	
	04B07	Agriculture and Farm Workers: Prosecution cases filed {Number}	**	0	
	04B08	Agriculture and Farm Workers: Prosecution cases decided {Number}	**	0	
	04B10	Agriculture and Farm Workers: Others {Number}	**	0	
6	<u>Food security</u>				
	<u>Food security-Targeted Public Distribution system (APL+BPL+AAAY)</u>				
	05A02	Off take {Tonnes}	14,72,688	14,66,713	100
	<u>Food security-Targeted Public Distribution system (only AAAY)</u>				
	05B02	Off take {Tonnes}	2,50,260	2,58,412	103
	<u>Food Security - Targeted Public Distribution System (Only BPL)</u>				
	05D02	Off take {Tonnes}	4,02,348	4,04,243	100
7	<u>Rural Housing - Indira Awaas Yojana</u>				
	06A01	Houses constructed {Number}	45,738	55,996	122
8	<u>EWS/LIG Houses in Urban Areas</u>				
	06B01	Houses constructed {Number}	1,389	599	43

KERALA

Sl. No.	Item Code	Item/Parameter Name {Units}	Target	Achievement	Percent Achievement
			April 2013-March 2014	April 2013-March 2014	
(1)	(2)	(3)	(4)	(5)	(5)/(4)
9	<u>Rural Areas: National Rural Drinking Water Programme (NRDWP)</u>				
	07A03	Habitations covered (Partially covered & Slipped back) {Number}	774	326	42
	07A04	Coverage of water quality affected habitations {Number}	150	32	21
10	<u>Sanitation Programme in Rural Areas</u>				
	08D01	Individual Household latrines constructed {Number}	**	22,792	
11	<u>Institutional Delivery</u>				
	08E01	Delivery in institutions {Number}	**	4,93,258	
12	<u>SC Families assisted</u>				
	10A02	SC families assisted under SCA to SCSP & NSFDC {Number}	14,457	39,424	273
	10A03	SC students assisted under post matric scholarship {Number}	1,26,048	90,576	72
13	<u>Universalization of ICDS Scheme</u>				
	12A01	ICDS Blocks Operational (Cumulative) {Number}	258	258	100
14	<u>Functional Anganwadis</u>				
	12B01	Anganwadis Functional (Cumulative) {Number}	33,112	33,115	100
15	<u>No. of Urban poor families assisted under Seven Point Charter</u>				
	14A01	Poor Families assisted {Number}	2,083	4,795	230
16	<u>Afforestation (Public and Forest Lands)</u>				
	15A01	Area Covered under Plantation {Hectares}	7,530	3,891	52
	15A02	Seedlings planted {Number}	48,95,000	28,61,054	58
17	<u>Rural roads - PMGSY</u>				
	17A01	Length of road constructed {Kilometer}	240	192	80
18	<u>Energising pump sets</u>				
	18D01	Pumps sets energized {Number}	12,000	12,160	101
19	<u>Supply of Electricity</u>				
	18E02	Electricity supplied {Million Units}	21,577	21,052	98

Note:

** - Non-Targetable.

1 Very Good(90% or above of targets)

05A02, 05B02, 05D02, 06A01, 10A02, 12A01, 12B01, 14A01, 18D01, 18E02

2 Good(Between 80% to 90% targets)

17A01

3 Poor(Below 80% of targets)

01B01, 01E02, 06B01, 07A03, 07A04, 10A03, 15A01, 15A02

MADHYA PRADESH

Sl. No.	Item Code	Item/Parameter Name {Units}	Target April 2013-March 2014	Achievement April 2013-March 2014	Percent Achievement
(1)	(2)	(3)	(4)	(5)	(5)/(4)
1	<u>Employment generation under the NREG Scheme</u>				
	01A01	No. of job cards issued {Number}	**	0	
	01A02	Employment generated {Number}	**	13,54,59,000	
	01A03	Wages given {Rupees}	**	19,49,63,84,000	
2	<u>Swaranjayanti Gram Swarojgar Yojana / NRLM</u>				
	01B01	Individual Swarozgaris assisted {Number}	5,980	1,488	25
	01B02	Individual SC Swarozgaris assisted {Number}	**	4,316	
	01B03	Individual ST Swarozgaris assisted {Number}	**	9,153	
	01B04	Individual Women Swarozgaris assisted {Number}	**	15,101	
	01B05	Individual Disabled Swarozgaris assisted {Number}	**	141	
3	<u>Self Help Groups (SHG)</u>				
	01E01	Formed under SGSY {Number}	**	3,520	
	01E02	To whom income generating activities provided {Number}	10,908	2,037	19
4	<u>Distribution of waste land to the landless</u>				
	03E01	Total Land Distributed {Hectare}	**	0	
	03E02	Land Distributed to SC {Hectare}	**	0	
	03E03	Land Distributed to ST {Hectare}	**	0	
	03E04	Land Distributed to Others {Hectare}	**	0	
5	<u>Minimum Wages Enforcement (including Farm Labour)</u>				
	04B01	Agriculture and Farm Workers: Inspections made {Number}	**	0	
	04B02	Agriculture and Farm Workers: Irregularities detected {Number}	**	0	
	04B03	Agriculture and Farm Workers: Irregularities rectified {Number}	**	0	
	04B04	Agriculture and Farm Workers: Claims filed {Number}	**	0	
	04B05	Agriculture and Farm Workers: Claims settled {Number}	**	0	
	04B06	Agriculture and Farm Workers: Prosecution cases Pending {Number}	**	0	
	04B07	Agriculture and Farm Workers: Prosecution cases filed {Number}	**	0	
	04B08	Agriculture and Farm Workers: Prosecution cases decided {Number}	**	0	
	04B10	Agriculture and Farm Workers: Others {Number}	**	0	
6	<u>Food security</u>				
	<u>Food security-Targeted Public Distribution system (APL+BPL+AAAY)</u>				
	05A02	Off take {Tonnes}	27,43,016	25,19,347	92
	<u>Food security-Targeted Public Distribution system (only AAAY)</u>				
	05B02	Off take {Tonnes}	8,43,448	6,20,559	74
	<u>Food Security - Targeted Public Distribution System (Only BPL)</u>				
	05D02	Off take {Tonnes}	9,79,198	12,71,059	130
7	<u>Rural Housing - Indira Awaas Yojana</u>				
	06A01	Houses constructed {Number}	1,12,936	33,575	30
8	<u>EWS/LIG Houses in Urban Areas</u>				
	06B01	Houses constructed {Number}	7,331	4,553	62

MADHYA PRADESH

Sl. No.	Item Code	Item/Parameter Name {Units}	Target April 2013-March 2014	Achievement April 2013-March 2014	Percent Achievement
(1)	(2)	(3)	(4)	(5)	(5)/(4)
9	<u>Rural Areas: National Rural Drinking Water Programme (NRDWP)</u>				
	07A03	Habitations covered (Partially covered & Slipped back) {Number}	11,300	12,941	115
	07A04	Coverage of water quality affected habitations {Number}	1,750	873	50
10	<u>Sanitation Programme in Rural Areas</u>				
	08D01	Individual Household latrines constructed {Number}	**	3,89,025	
11	<u>Institutional Delivery</u>				
	08E01	Delivery in institutions {Number}	**	8,48,461	
12	<u>SC Families assisted</u>				
	10A02	SC families assisted under SCA to SCSP & NSFDC {Number}	66,098	1,44,125	218
	10A03	SC students assisted under post matric scholarship {Number}	2,59,774	0	0
13	<u>Universalization of ICDS Scheme</u>				
	12A01	ICDS Blocks Operational (Cumulative) {Number}	453	453	100
14	<u>Functional Anganwadis</u>				
	12B01	Anganwadis Functional (Cumulative) {Number}	91,575	91,138	100
15	<u>No. of Urban poor families assisted under Seven Point Charter</u>				
	14A01	Poor Families assisted {Number}	10,997	3,484	32
16	<u>Afforestation (Public and Forest Lands)</u>				
	15A01	Area Covered under Plantation {Hectares}	1,28,370	1,35,199	105
	15A02	Seedlings planted {Number}	8,34,41,000	8,78,79,000	105
17	<u>Rural roads - PMGSY</u>				
	17A01	Length of road constructed {Kilometer}	3,350	3,006	90
18	<u>Rajiv Gandhi Grameen Vidyutikaran Yojana</u>				
	18B01	Villages electrified {Number}	45	29	64
19	<u>Energising pump sets</u>				
	18D01	Pumps sets energized {Number}	17,237	77,814	451
20	<u>Supply of Electricity</u>				
	18E02	Electricity supplied {Million Units}	49,410	49,385	100

Note:

** - Non-Targetable.

1 Very Good(90% or above of targets)

05A02, 05D02, 07A03, 10A02, 12A01, 12B01, 15A01, 15A02, 17A01, 18D01, 18E02

2 Poor(Below 80% of targets)

01B01, 01E02, 05B02, 06A01, 06B01, 07A04, 10A03, 14A01, 18B01

MAHARASHTRA

Sl. No.	Item Code	Item/Parameter Name {Units}	Target April 2013-March 2014	Achievement April 2013-March 2014	Percent Achievement
(1)	(2)	(3)	(4)	(5)	(5)/(4)
1	<u>Employment generation under the NREG Scheme</u>				
	01A01	No. of job cards issued {Number}	**	1,60,631	
	01A02	Employment generated {Number}	**	4,88,06,827	
	01A03	Wages given {Rupees}	**	8,10,60,13,000	
2	<u>Swaranjayanti Gram Swarozgar Yojana / NRLM</u>				
	01B01	Individual Swarozgaries assisted {Number}	7,886	87	1
	01B02	Individual SC Swarozgaries assisted {Number}	**	24	
	01B03	Individual ST Swarozgaries assisted {Number}	**	12	
	01B04	Individual Women Swarozgaries assisted {Number}	**	11	
	01B05	Individual Disabled Swarozgaries assisted {Number}	**	0	
3	<u>Self Help Groups (SHG)</u>				
	01E01	Formed under SGSY {Number}	**	294	
	01E02	To whom income generating activities provided {Number}	14,384	4,181	29
4	<u>Distribution of waste land to the landless</u>				
	03E01	Total Land Distributed {Hectare}	**	0	
	03E02	Land Distributed to SC {Hectare}	**	0	
	03E03	Land Distributed to ST {Hectare}	**	0	
	03E04	Land Distributed to Others {Hectare}	**	0	
5	<u>Minimum Wages Enforcement (including Farm Labour)</u>				
	04B01	Agriculture and Farm Workers: Inspections made {Number}	**	0	
	04B02	Agriculture and Farm Workers: Irregularities detected {Number}	**	0	
	04B03	Agriculture and Farm Workers: Irregularities rectified {Number}	**	0	
	04B04	Agriculture and Farm Workers: Claims filed {Number}	**	0	
	04B05	Agriculture and Farm Workers: Claims settled {Number}	**	0	
	04B06	Agriculture and Farm Workers: Prosecution cases Pending {Number}	**	0	
	04B07	Agriculture and Farm Workers: Prosecution cases filed {Number}	**	0	
	04B08	Agriculture and Farm Workers: Prosecution cases decided {Number}	**	0	
	04B10	Agriculture and Farm Workers: Others {Number}	**	0	
6	<u>Food security</u>				
	<u>Food security-Targeted Public Distribution system (APL+BPL+AAY)</u>				
	05A02	Off take {Tonnes}	47,16,136	43,07,369	91
	<u>Food security-Targeted Public Distribution system (only AAY)</u>				
	05B02	Off take {Tonnes}	16,16,040	14,19,901	88
	<u>Food Security - Targeted Public Distribution System (Only BPL)</u>				
	05D02	Off take {Tonnes}	14,21,146	14,75,682	104
7	<u>Rural Housing - Indira Awaas Yojana</u>				
	06A01	Houses constructed {Number}	1,37,314	1,25,230	91
8	<u>EWS/LIG Houses in Urban Areas</u>				
	06B01	Houses constructed {Number}	12,362	21,771	176

MAHARASHTRA

Sl. No.	Item Code	Item/Parameter Name {Units}	Target April 2013-March 2014	Achievement April 2013-March 2014	Percent Achievement
(1)	(2)	(3)	(4)	(5)	(5)/(4)
9	<u>Rural Areas: National Rural Drinking Water Programme (NRDWP)</u>				
	07A03	Habitations covered (Partially covered & Slipped back) {Number}	4,136	3,695	89
	07A04	Coverage of water quality affected habitations {Number}	577	370	64
10	<u>Sanitation Programme in Rural Areas</u>				
	08D01	Individual Household latrines constructed {Number}	**	4,33,390	
11	<u>Institutional Delivery</u>				
	08E01	Delivery in institutions {Number}	**	16,81,569	
12	<u>SC Families assisted</u>				
	10A02	SC families assisted under SCA to SCSP & NSFDC {Number}	41,759	20,333	49
	10A03	SC students assisted under post matric scholarship {Number}	6,16,660	4,01,373	65
13	<u>Universalization of ICDS Scheme</u>				
	12A01	ICDS Blocks Operational (Cumulative) {Number}	553	553	100
14	<u>Functional Anganwadis</u>				
	12B01	Anganwadis Functional (Cumulative) {Number}	1,07,933	97,126	90
15	<u>No. of Urban poor families assisted under Seven Point Charter</u>				
	14A01	Poor Families assisted {Number}	18,543	30,396	164
16	<u>Afforestation (Public and Forest Lands)</u>				
	15A01	Area Covered under Plantation {Hectares}	1,57,780	2,13,750	135
	15A02	Seedlings planted {Number}	10,25,57,000	17,70,58,000	173
17	<u>Rural roads - PMGSY</u>				
	17A01	Length of road constructed {Kilometer}	440	449	102
18	<u>Supply of Electricity</u>				
	18E02	Electricity supplied {Million Units}	1,26,288	1,23,672	98

Note:

** - Non-Targetable.

1 Very Good(90% or above of targets)

05A02, 05D02, 06A01, 06B01, 12A01, 12B01, 14A01, 15A01, 15A02, 17A01, 18E02

2 Good(Between 80% to 90% targets)

05B02, 07A03

3 Poor(Below 80% of targets)

01B01, 01E02, 07A04, 10A02, 10A03

MANIPUR

Sl. No.	Item Code	Item/Parameter Name {Units}	Target	Achievement	Percent Achievement
			April 2013-March 2014	April 2013-March 2014	
(1)	(2)	(3)	(4)	(5)	(5)/(4)
1	<u>Employment generation under the NREG Scheme</u>				
	01A01	No. of job cards issued {Number}	**	46,832	
	01A02	Employment generated {Number}	**	1,19,30,000	
	01A03	Wages given {Rupees}	**	1,84,33,43,000	
2	<u>Swaranjayanti Gram Swarozgar Yojana / NRLM</u>				
	01B01	Individual Swarozgaries assisted {Number}	411	0	0
	01B02	Individual SC Swarozgaries assisted {Number}	**	0	
	01B03	Individual ST Swarozgaries assisted {Number}	**	0	
	01B04	Individual Women Swarozgaries assisted {Number}	**	0	
	01B05	Individual Disabled Swarozgaries assisted {Number}	**	0	
3	<u>Self Help Groups (SHG)</u>				
	01E01	Formed under SGSY {Number}	**	32	
	01E02	To whom income generating activities provided {Number}	750	0	0
4	<u>Distribution of waste land to the landless</u>				
	03E01	Total Land Distributed {Hectare}	**	0	
	03E02	Land Distributed to SC {Hectare}	**	0	
	03E03	Land Distributed to ST {Hectare}	**	0	
	03E04	Land Distributed to Others {Hectare}	**	0	
5	<u>Minimum Wages Enforcement (including Farm Labour)</u>				
	04B01	Agriculture and Farm Workers: Inspections made {Number}	**	0	
	04B02	Agriculture and Farm Workers: Irregularities detected {Number}	**	0	
	04B03	Agriculture and Farm Workers: Irregularities rectified {Number}	**	0	
	04B04	Agriculture and Farm Workers: Claims filed {Number}	**	0	
	04B05	Agriculture and Farm Workers: Claims settled {Number}	**	0	
	04B06	Agriculture and Farm Workers: Prosecution cases Pending {Number}	**	0	
	04B07	Agriculture and Farm Workers: Prosecution cases filed {Number}	**	0	
	04B08	Agriculture and Farm Workers: Prosecution cases decided {Number}	**	0	
	04B10	Agriculture and Farm Workers: Others {Number}	**	0	
6	<u>Food security</u>				
	<u>Food security-Targeted Public Distribution system (APL+BPL+AAAY)</u>				
	05A02	Off take {Tonnes}	1,70,952	1,60,435	94
	<u>Food security-Targeted Public Distribution system (only AAY)</u>				
	05B02	Off take {Tonnes}	26,724	26,477	99
	<u>Food Security - Targeted Public Distribution System (Only BPL)</u>				
	05D02	Off take {Tonnes}	43,008	42,545	99
7	<u>Rural Housing - Indira Awaas Yojana</u>				
	06A01	Houses constructed {Number}	8,011	3,350	42
8	<u>EWS/LIG Houses in Urban Areas</u>				
	06B01	Houses constructed {Number}	411	942	229

MANIPUR

Sl. No.	Item Code	Item/Parameter Name {Units}	Target	Achievement	Percent
			April 2013-March 2014	April 2013-March 2014	Achievement
(1)	(2)	(3)	(4)	(5)	(5)/(4)
9	<u>Rural Areas: National Rural Drinking Water Programme (NRDWP)</u>				
	07A03	Habitations covered (Partially covered & Slipped back) {Number}	250	252	101
10	<u>Sanitation Programme in Rural Areas</u>				
	08D01	Individual Household latrines constructed {Number}	**	27,215	
11	<u>Institutional Delivery</u>				
	08E01	Delivery in institutions {Number}	**	27,717	
12	<u>SC Families assisted</u>				
	10A02	SC families assisted under SCA to SCSP & NSFDC {Number}	650	364	56
	10A03	SC students assisted under post matric scholarship {Number}	4,757	0	0
13	<u>Universalization of ICDS Scheme</u>				
	12A01	ICDS Blocks Operational (Cumulative) {Number}	42	42	100
14	<u>Functional Anganwadis</u>				
	12B01	Anganwadis Functional (Cumulative) {Number}	10,534	9,805	93
15	<u>No. of Urban poor families assisted under Seven Point Charter</u>				
	14A01	Poor Families assisted {Number}	616	0	0
16	<u>Afforestation (Public and Forest Lands)</u>				
	15A01	Area Covered under Plantation {Hectares}	11,500	17,916	156
	15A02	Seedlings planted {Number}	74,75,000	1,16,54,987	156
17	<u>Rural roads - PMGSY</u>				
	17A01	Length of road constructed {Kilometer}	160	404	252
18	<u>Rajiv Gandhi Grameen Vidyutikaran Yojana</u>				
	18B01	Villages electrified {Number}	264	75	28
19	<u>Supply of Electricity</u>				
	18E02	Electricity supplied {Million Units}	579	548	95

Note:

** - Non-Targetable.

1 Very Good(90% or above of targets)

05A02, 05B02, 05D02, 06B01, 07A03, 12A01, 12B01, 15A01, 15A02, 17A01, 18E02

2 Poor(Below 80% of targets)

01B01, 01E02, 06A01, 10A02, 10A03, 14A01, 18B01

MEGHALAYA

Sl. No.	Item Code	Item/Parameter Name {Units}	Target	Achievement	Percent Achievement
			April 2013-March 2014	April 2013-March 2014	
(1)	(2)	(3)	(4)	(5)	(5)/(4)
1	<u>Employment generation under the NREG Scheme</u>				
	01A01	No. of job cards issued {Number}	**	50,212	
	01A02	Employment generated {Number}	**	2,23,54,000	
	01A03	Wages given {Rupees}	**	3,25,49,53,000	
2	<u>Swaranjayanti Gram Swarozgar Yojana / NRLM</u>				
	01B01	Individual Swarozgaris assisted {Number}	461	0	0
	01B02	Individual SC Swarozgaris assisted {Number}	**	0	
	01B03	Individual ST Swarozgaris assisted {Number}	**	0	
	01B04	Individual Women Swarozgaris assisted {Number}	**	0	
	01B05	Individual Disabled Swarozgaris assisted {Number}	**	0	
3	<u>Self Help Groups (SHG)</u>				
	01E01	Formed under SGSY {Number}	**	0	
	01E02	To whom income generating activities provided {Number}	840	0	0
4	<u>Distribution of waste land to the landless</u>				
	03E01	Total Land Distributed {Hectare}	**	0	
	03E02	Land Distributed to SC {Hectare}	**	0	
	03E03	Land Distributed to ST {Hectare}	**	0	
	03E04	Land Distributed to Others {Hectare}	**	0	
5	<u>Minimum Wages Enforcement (including Farm Labour)</u>				
	04B01	Agriculture and Farm Workers: Inspections made {Number}	**	0	
	04B02	Agriculture and Farm Workers: Irregularities detected {Number}	**	0	
	04B03	Agriculture and Farm Workers: Irregularities rectified {Number}	**	0	
	04B04	Agriculture and Farm Workers: Claims filed {Number}	**	0	
	04B05	Agriculture and Farm Workers: Claims settled {Number}	**	0	
	04B06	Agriculture and Farm Workers: Prosecution cases Pending {Number}	**	0	
	04B07	Agriculture and Farm Workers: Prosecution cases filed {Number}	**	0	
	04B08	Agriculture and Farm Workers: Prosecution cases decided {Number}	**	0	
	04B10	Agriculture and Farm Workers: Others {Number}	**	0	
6	<u>Food security</u>				
	<u>Food security-Targeted Public Distribution system (APL+BPL+AAV)</u>				
	05A02	Off take {Tonnes}	1,88,580	1,88,567	100
	<u>Food security-Targeted Public Distribution system (only AAV)</u>				
	05B02	Off take {Tonnes}	29,484	29,485	100
	<u>Food Security - Targeted Public Distribution System (Only BPL)</u>				
	05D02	Off take {Tonnes}	47,376	47,377	100
7	<u>Rural Housing - Indira Awaas Yojana</u>				
	06A01	Houses constructed {Number}	13,865	3,594	26
8	<u>EWS/LIG Houses in Urban Areas</u>				
	06B01	Houses constructed {Number}	341	0	0

MEGHALAYA

Sl. No.	Item Code	Item/Parameter Name {Units}	Target	Achievement	Percent Achievement
			April 2013-March 2014	April 2013-March 2014	
(1)	(2)	(3)	(4)	(5)	(5)/(4)
9	<u>Rural Areas: National Rural Drinking Water Programme (NRDWP)</u>				
	07A03	Habitations covered (Partially covered & Slipped back) {Number}	559	413	74
	07A04	Coverage of water quality affected habitations {Number}	57	38	67
10	<u>Sanitation Programme in Rural Areas</u>				
	08D01	Individual Household latrines constructed {Number}	**	14,641	
11	<u>Institutional Delivery</u>				
	08E01	Delivery in institutions {Number}	**	43,296	
12	<u>SC Families assisted</u>				
	10A03	SC students assisted under post matric scholarship {Number}	296	0	0
13	<u>Universalization of ICDS Scheme</u>				
	12A01	ICDS Blocks Operational (Cumulative) {Number}	41	41	100
14	<u>Functional Anganwadis</u>				
	12B01	Anganwadis Functional (Cumulative) {Number}	5,156	5,155	100
15	<u>No. of Urban poor families assisted under Seven Point Charter</u>				
	14A01	Poor Families assisted {Number}	512	80	16
16	<u>Afforestation (Public and Forest Lands)</u>				
	15A01	Area Covered under Plantation {Hectares}	3,940	16,330	414
	15A02	Seedlings planted {Number}	25,61,000	1,04,000	4
17	<u>Rural roads - PMGSY</u>				
	17A01	Length of road constructed {Kilometer}	40	45	112
18	<u>Rajiv Gandhi Grameen Vidvutikaran Yojana</u>				
	18B01	Villages electrified {Number}	212	148	70
19	<u>Supply of Electricity</u>				
	18E02	Electricity supplied {Million Units}	1,794	1,604	89

Note:

** - Non-Targetable.

1 Very Good(90% or above of targets)

05A02, 05B02, 05D02, 12A01, 12B01, 15A01, 17A01

2 Good(Between 80% to 90% targets)

18E02

3 Poor(Below 80% of targets)

01B01, 01E02, 06A01, 06B01, 07A03, 07A04, 10A03, 14A01, 15A02, 18B01

MIZORAM

Sl. No.	Item Code	Item/Parameter Name {Units}	Target	Achievement	Percent Achievement
			April 2013-March 2014	April 2013-March 2014	
(1)	(2)	(3)	(4)	(5)	(5)/(4)
1	<u>Employment generation under the NREG Scheme</u>				
	01A01	No. of job cards issued {Number}	**	8,846	
	01A02	Employment generated {Number}	**	17,82,881	
	01A03	Wages given {Rupees}	**	26,38,66,700	
2	<u>Swaranjayanti Gram Swarojgar Yojana / NRLM</u>				
	01B01	Individual Swarozgaris assisted {Number}	106	0	0
	01B02	Individual SC Swarozgaris assisted {Number}	**	0	
	01B03	Individual ST Swarozgaris assisted {Number}	**	0	
	01B04	Individual Women Swarozgaris assisted {Number}	**	0	
	01B05	Individual Disabled Swarozgaris assisted {Number}	**	0	
3	<u>Self Help Groups (SHG)</u>				
	01E01	Formed under SGSY {Number}	**	0	
	01E02	To whom income generating activities provided {Number}	194	0	0
4	<u>Distribution of waste land to the landless</u>				
	03E01	Total Land Distributed {Hectare}	**	0	
	03E02	Land Distributed to SC {Hectare}	**	0	
	03E03	Land Distributed to ST {Hectare}	**	0	
	03E04	Land Distributed to Others {Hectare}	**	0	
5	<u>Minimum Wages Enforcement (including Farm Labour)</u>				
	04B01	Agriculture and Farm Workers: Inspections made {Number}	**	0	
	04B02	Agriculture and Farm Workers: Irregularities detected {Number}	**	0	
	04B03	Agriculture and Farm Workers: Irregularities rectified {Number}	**	0	
	04B04	Agriculture and Farm Workers: Claims filed {Number}	**	0	
	04B05	Agriculture and Farm Workers: Claims settled {Number}	**	0	
	04B06	Agriculture and Farm Workers: Prosecution cases Pending {Number}	**	0	
	04B07	Agriculture and Farm Workers: Prosecution cases filed {Number}	**	0	
	04B08	Agriculture and Farm Workers: Prosecution cases decided {Number}	**	0	
	04B10	Agriculture and Farm Workers: Others {Number}	**	0	
6	<u>Food security</u>				
	<u>Food security-Targeted Public Distribution system (APL+BPL+AAV)</u>				
	05A02	Off take {Tonnes}	70,140	66,393	95
	<u>Food security-Targeted Public Distribution system (only AAV)</u>				
	05B02	Off take {Tonnes}	10,920	10,120	93
	<u>Food Security - Targeted Public Distribution System (Only BPL)</u>				
	05D02	Off take {Tonnes}	17,640	16,640	94
7	<u>Rural Housing - Indira Awaas Yojana</u>				
	06A01	Houses constructed {Number}	3,661	926	25
8	<u>EWS/LIG Houses in Urban Areas</u>				
	06B01	Houses constructed {Number}	455	0	0

MIZORAM

Sl. No.	Item Code	Item/Parameter Name {Units}	Target April 2013- March 2014	Achievement April 2013- March 2014	Percent Achievement
(1)	(2)	(3)	(4)	(5)	(5)/(4)
9	<u>Rural Areas: National Rural Drinking Water Programme (NRDWP)</u>				
	07A03	Habitations covered (Partially covered & Slipped back) {Number}	45	26	58
10	<u>Sanitation Programme in Rural Areas</u>				
	08D01	Individual Household latrines constructed {Number}	**	4,135	
11	<u>Institutional Delivery</u>				
	08E01	Delivery in institutions {Number}	**	5,688	
12	<u>Universalization of ICDS Scheme</u>				
	12A01	ICDS Blocks Operational (Cumulative) {Number}	27	27	100
13	<u>Functional Anganwadis</u>				
	12B01	Anganwadis Functional (Cumulative) {Number}	1,980	1,980	100
14	<u>No. of Urban poor families assisted under Seven Point Charter</u>				
	14A01	Poor Families assisted {Number}	683	0	0
15	<u>Afforestation (Public and Forest Lands)</u>				
	15A01	Area Covered under Plantation {Hectares}	5,420	5,253	97
	15A02	Seedlings planted {Number}	35,23,000	32,83,724	93
16	<u>Rural roads - PMGSY</u>				
	17A01	Length of road constructed {Kilometer}	50	77	154
17	<u>Rajiv Gandhi Grameen Vidyutikaran Yojana</u>				
	18B01	Villages electrified {Number}	43	13	30
18	<u>Supply of Electricity</u>				
	18E02	Electricity supplied {Million Units}	446	430	96

Note:

** - Non-Targetable.

1 Very Good(90% or above of targets)

05A02, 05B02, 05D02, 12A01, 12B01, 15A01, 15A02, 17A01, 18E02

2 Poor(Below 80% of targets)

01B01, 01E02, 06A01, 06B01, 07A03, 14A01, 18B01

NAGALAND

Sl. No.	Item Code	Item/Parameter Name {Units}	Target April 2013- March 2014	Achievement April 2013- March 2014	Percent Achievement
(1)	(2)	(3)	(4)	(5)	(5)/(4)
1	<u>Employment generation under the NREG Scheme</u>				
	01A01	No. of job cards issued {Number}	**	25,852	
	01A02	Employment generated {Number}	**	1,22,89,000	
	01A03	Wages given {Rupees}	**	2,07,68,83,000	
2	<u>Swaranjayanti Gram Swarozgar Yojana / NRLM</u>				
	01B01	Individual Swarozgaries assisted {Number}	316	0	0
	01B02	Individual SC Swarozgaries assisted {Number}	**	0	
	01B03	Individual ST Swarozgaries assisted {Number}	**	0	
	01B04	Individual Women Swarozgaries assisted {Number}	**	0	
	01B05	Individual Disabled Swarozgaries assisted {Number}	**	0	
3	<u>Self Help Groups (SHG)</u>				
	01E01	Formed under SGSY {Number}	**	0	
	01E02	To whom income generating activities provided {Number}	576	0	0
4	<u>Distribution of waste land to the landless</u>				
	03E01	Total Land Distributed {Hectare}	**	0	
	03E02	Land Distributed to SC {Hectare}	**	0	
	03E03	Land Distributed to ST {Hectare}	**	0	
	03E04	Land Distributed to Others {Hectare}	**	0	
5	<u>Minimum Wages Enforcement (including Farm Labour)</u>				
	04B01	Agriculture and Farm Workers: Inspections made {Number}	**	0	
	04B02	Agriculture and Farm Workers: Irregularities detected {Number}	**	0	
	04B03	Agriculture and Farm Workers: Irregularities rectified {Number}	**	0	
	04B04	Agriculture and Farm Workers: Claims filed {Number}	**	0	
	04B05	Agriculture and Farm Workers: Claims settled {Number}	**	0	
	04B06	Agriculture and Farm Workers: Prosecution cases Pending {Number}	**	0	
	04B07	Agriculture and Farm Workers: Prosecution cases filed {Number}	**	0	
	04B08	Agriculture and Farm Workers: Prosecution cases decided {Number}	**	0	
	04B10	Agriculture and Farm Workers: Others {Number}	**	0	
6	<u>Food security</u>				
	<u>Food security-Targeted Public Distribution system (APL+BPL+AAAY)</u>				
	05A02	Off take {Tonnes}	1,26,876	1,25,048	99
	<u>Food security-Targeted Public Distribution system (only AAAY)</u>				
	05B02	Off take {Tonnes}	19,968	18,854	94
	<u>Food Security - Targeted Public Distribution System (Only BPL)</u>				
	05D02	Off take {Tonnes}	32,112	31,954	100
7	<u>Rural Housing - Indira Awaas Yojana</u>				
	06A01	Houses constructed {Number}	10,439	0	0
8	<u>EWS/LIG Houses in Urban Areas</u>				
	06B01	Houses constructed {Number}	129	0	0

NAGALAND

Sl. No.	Item Code	Item/Parameter Name {Units}	Target April 2013- March 2014	Achievement April 2013- March 2014	Percent Achievement
(1)	(2)	(3)	(4)	(5)	(5)/(4)
9	<u>Rural Areas: National Rural Drinking Water Programme (NRDWP)</u>				
	07A03	Habitations covered (Partially covered & Slipped back) {Number}	34	120	353
	07A04	Coverage of water quality affected habitations {Number}	51	35	69
10	<u>Sanitation Programme in Rural Areas</u>				
	08D01	Individual Household latrines constructed {Number}	**	19,868	
11	<u>Institutional Delivery</u>				
	08E01	Delivery in institutions {Number}	**	4,007	
12	<u>Universalization of ICDS Scheme</u>				
	12A01	ICDS Blocks Operational (Cumulative) {Number}	59	59	100
13	<u>Functional Anganwadis</u>				
	12B01	Anganwadis Functional (Cumulative) {Number}	3,455	3,455	100
14	<u>No. of Urban poor families assisted under Seven Point Charter</u>				
	14A01	Poor Families assisted {Number}	193	0	0
15	<u>Afforestation (Public and Forest Lands)</u>				
	15A01	Area Covered under Plantation {Hectares}	1,950	10,140	520
	15A02	Seedlings planted {Number}	12,68,000	65,63,000	518
16	<u>Rural roads - PMGSY</u>				
	17A01	Length of road constructed {Kilometer}	190	293	154
17	<u>Rajiv Gandhi Grameen Vidyutikaran Yojana</u>				
	18B01	Villages electrified {Number}	17	4	24
18	<u>Supply of Electricity</u>				
	18E02	Electricity supplied {Million Units}	577	561	97

Note:

** - Non-Targetable.

1 Very Good(90% or above of targets)

05A02, 05B02, 05D02, 07A03, 12A01, 12B01, 15A01, 15A02, 17A01, 18E02

2 Poor(Below 80% of targets)

01B01, 01E02, 06A01, 06B01, 07A04, 14A01, 18B01

ODISHA

Sl. No.	Item Code	Item/Parameter Name {Units}	Target	Achievement	Percent Achievement
			April 2013-March 2014	April 2013-March 2014	
(1)	(2)	(3)	(4)	(5)	(5)/(4)
1	<u>Employment generation under the NREG Scheme</u>				
	01A01	No. of job cards issued {Number}	**	1,54,479	
	01A02	Employment generated {Number}	**	7,11,83,000	
	01A03	Wages given {Rupees}	**	9,34,33,93,000	
2	<u>Swaranjayanti Gram Swarozgar Yojana / NRLM</u>				
	01B01	Individual Swarozgaris assisted {Number}	6,043	0	0
	01B02	Individual SC Swarozgaris assisted {Number}	**	0	
	01B03	Individual ST Swarozgaris assisted {Number}	**	0	
	01B04	Individual Women Swarozgaris assisted {Number}	**	0	
	01B05	Individual Disabled Swarozgaris assisted {Number}	**	0	
3	<u>Self Help Groups (SHG)</u>				
	01E01	Formed under SGSY {Number}	**	67,235	
	01E02	To whom income generating activities provided {Number}	11,022	0	0
4	<u>Distribution of waste land to the landless</u>				
	03E01	Total Land Distributed {Hectare}	**	9,378	
	03E02	Land Distributed to SC {Hectare}	**	2,338	
	03E03	Land Distributed to ST {Hectare}	**	6,109	
	03E04	Land Distributed to Others {Hectare}	**	931	
5	<u>Minimum Wages Enforcement (including Farm Labour)</u>				
	04B01	Agriculture and Farm Workers: Inspections made {Number}	**	0	
	04B02	Agriculture and Farm Workers: Irregularities detected {Number}	**	0	
	04B03	Agriculture and Farm Workers: Irregularities rectified {Number}	**	0	
	04B04	Agriculture and Farm Workers: Claims filed {Number}	**	0	
	04B05	Agriculture and Farm Workers: Claims settled {Number}	**	0	
	04B06	Agriculture and Farm Workers: Prosecution cases Pending {Number}	**	0	
	04B07	Agriculture and Farm Workers: Prosecution cases filed {Number}	**	0	
	04B08	Agriculture and Farm Workers: Prosecution cases decided {Number}	**	0	
	04B10	Agriculture and Farm Workers: Others {Number}	**	0	
6	<u>Food security</u>				
	<u>Food security-Targeted Public Distribution system (APL+BPL+AAAY)</u>				
	05A02	Off take {Tonnes}	21,91,872	20,73,182	95
	<u>Food security-Targeted Public Distribution system (only AAAY)</u>				
	05B02	Off take {Tonnes}	5,28,750	5,40,173	102
	<u>Food Security - Targeted Public Distribution System (Only BPL)</u>				
	05D02	Off take {Tonnes}	11,67,942	11,61,373	99
7	<u>Rural Housing - Indira Awaas Yojana</u>				
	06A01	Houses constructed {Number}	1,28,057	1,10,516	86
8	<u>EWS/LIG Houses in Urban Areas</u>				
	06B01	Houses constructed {Number}	1,562	0	0

ODISHA

Sl. No.	Item Code	Item/Parameter Name {Units}	Target April 2013- March 2014	Achievement April 2013- March 2014	Percent Achievement
(1)	(2)	(3)	(4)	(5)	(5)/(4)
9	<u>Rural Areas: National Rural Drinking Water Programme (NRDWP)</u>				
	07A03	Habitations covered (Partially covered & Slipped back) {Number}	10,873	17,289	159
	07A04	Coverage of water quality affected habitations {Number}	2,627	1,589	60
10	<u>Sanitation Programme in Rural Areas</u>				
	08D01	Individual Household latrines constructed {Number}	**	28,404	
11	<u>Institutional Delivery</u>				
	08E01	Delivery in institutions {Number}	**	6,29,562	
12	<u>SC Families assisted</u>				
	10A02	SC families assisted under SCA to SCSP & NSFDC {Number}	41,473	40,063	97
	10A03	SC students assisted under post matric scholarship {Number}	1,11,642	0	0
13	<u>Universalization of ICDS Scheme</u>				
	12A01	ICDS Blocks Operational (Cumulative) {Number}	338	338	100
14	<u>Functional Anganwadis</u>				
	12B01	Anganwadis Functional (Cumulative) {Number}	71,830	71,140	99
15	<u>No. of Urban poor families assisted under Seven Point Charter</u>				
	14A01	Poor Families assisted {Number}	2,342	1,260	54
16	<u>Afforestation (Public and Forest Lands)</u>				
	15A01	Area Covered under Plantation {Hectares}	1,00,000	1,17,535	118
	15A02	Seedlings planted {Number}	6,50,00,000	7,71,81,000	119
17	<u>Rural roads - PMGSY</u>				
	17A01	Length of road constructed {Kilometer}	3,460	3,063	89
18	<u>Rajiv Gandhi Grameen Vidyutikaran Yojana</u>				
	18B01	Villages electrified {Number}	204	84	41
19	<u>Energising pump sets</u>				
	18D01	Pumps sets energized {Number}	1,190	3,487	293
20	<u>Supply of Electricity</u>				
	18E02	Electricity supplied {Million Units}	24,958	24,546	98

Note:

** - Non-Targetable.

1 Very Good(90% or above of targets)

05A02, 05B02, 05D02, 07A03, 10A02, 12A01, 12B01, 15A01, 15A02, 18D01, 18E02

2 Good(Between 80% to 90% targets)

06A01, 17A01

3 Poor(Below 80% of targets)

01B01, 01E02, 06B01, 07A04, 10A03, 14A01, 18B01

PUDUCHERRY

Sl. No.	Item Code	Item/Parameter Name {Units}	Target	Achievement	Percent Achievement
			April 2013-March 2014	April 2013-March 2014	
(1)	(2)	(3)	(4)	(5)	(5)/(4)
1	<u>Employment generation under the NREG Scheme</u>				
	01A01	No. of job cards issued {Number}	**	1,699	
	01A02	Employment generated {Number}	**	8,45,264	
	01A03	Wages given {Rupees}	**	11,36,94,000	
2	<u>Swaranjayanti Gram Swarozgar Yojana / NRLM</u>				
	01B01	Individual Swarozgaris assisted {Number}	94	0	0
	01B02	Individual SC Swarozgaris assisted {Number}	**	0	
	01B03	Individual ST Swarozgaris assisted {Number}	**	0	
	01B04	Individual Women Swarozgaris assisted {Number}	**	0	
	01B05	Individual Disabled Swarozgaris assisted {Number}	**	0	
3	<u>Self Help Groups (SHG)</u>				
	01E01	Formed under SGSY {Number}	**	6	
	01E02	To whom income generating activities provided {Number}	171	0	0
4	<u>Distribution of waste land to the landless</u>				
	03E01	Total Land Distributed {Hectare}	**	0	
	03E02	Land Distributed to SC {Hectare}	**	0	
	03E03	Land Distributed to ST {Hectare}	**	0	
	03E04	Land Distributed to Others {Hectare}	**	0	
5	<u>Minimum Wages Enforcement (including Farm Labour)</u>				
	04B01	Agriculture and Farm Workers: Inspections made {Number}	**	0	
	04B02	Agriculture and Farm Workers: Irregularities detected {Number}	**	0	
	04B03	Agriculture and Farm Workers: Irregularities rectified {Number}	**	0	
	04B04	Agriculture and Farm Workers: Claims filed {Number}	**	0	
	04B05	Agriculture and Farm Workers: Claims settled {Number}	**	0	
	04B06	Agriculture and Farm Workers: Prosecution cases Pending {Number}	**	0	
	04B07	Agriculture and Farm Workers: Prosecution cases filed {Number}	**	0	
	04B08	Agriculture and Farm Workers: Prosecution cases decided {Number}	**	0	
	04B10	Agriculture and Farm Workers: Others {Number}	**	0	
6	<u>Food security</u>				
	<u>Food security-Targeted Public Distribution system (APL+BPL+AAV)</u>				
	05A02	Off take {Tonnes}	60,312	33,427	55
	<u>Food security-Targeted Public Distribution system (only AAV)</u>				
	05B02	Off take {Tonnes}	13,548	9,796	72
	<u>Food Security - Targeted Public Distribution System (Only BPL)</u>				
	05D02	Off take {Tonnes}	21,564	12,908	60
7	<u>Rural Housing - Indira Awaas Yojana</u>				
	06A01	Houses constructed {Number}	1,065	18	2
8	<u>EWS/LIG Houses in Urban Areas</u>				
	06B01	Houses constructed {Number}	281	7	2

PUDUCHERRY

Sl. No.	Item Code	Item/Parameter Name {Units}	Target	Achievement	Percent Achievement
			April 2013-March 2014	April 2013-March 2014	
(1)	(2)	(3)	(4)	(5)	(5)/(4)
9	<u>Rural Areas: National Rural Drinking Water Programme (NRDWP)</u>				
	07A03	Habitations covered (Partially covered & Slipped back) {Number}	17	0	0
	07A04	Coverage of water quality affected habitations {Number}	6	0	0
10	<u>Sanitation Programme in Rural Areas</u>				
	08D01	Individual Household latrines constructed {Number}	**	0	
11	<u>Institutional Delivery</u>				
	08E01	Delivery in institutions {Number}	**	43,707	
12	<u>SC Families assisted</u>				
	10A02	SC families assisted under SCA to SCSP & NSFDC {Number}	608	1,132	186
	10A03	SC students assisted under post matric scholarship {Number}	9,568	2,905	30
13	<u>Universalization of ICDS Scheme</u>				
	12A01	ICDS Blocks Operational (Cumulative) {Number}	5	5	100
14	<u>Functional Anganwadis</u>				
	12B01	Anganwadis Functional (Cumulative) {Number}	788	788	100
15	<u>No. of Urban poor families assisted under Seven Point Charter</u>				
	14A01	Poor Families assisted {Number}	422	0	0
16	<u>Afforestation (Public and Forest Lands)</u>				
	15A01	Area Covered under Plantation {Hectares}	40	41	102
	15A02	Seedlings planted {Number}	26,000	45,330	174
17	<u>Energising pump sets</u>				
	18D01	Pumps sets energized {Number}	25	48	192
18	<u>Supply of Electricity</u>				
	18E02	Electricity supplied {Million Units}	2,344	2,320	99

Note:

** - Non-Targetable.

1 Very Good(90% or above of targets)

10A02, 12A01, 12B01, 15A01, 15A02, 18D01, 18E02

2 Poor(Below 80% of targets)

01B01, 01E02, 05A02, 05B02, 05D02, 06A01, 06B01, 07A03, 07A04, 10A03, 14A01

PUNJAB

Sl. No.	Item Code	Item/Parameter Name {Units}	Target	Achievement	Percent Achievement
			April 2013-March 2014	April 2013-March 2014	
(1)	(2)	(3)	(4)	(5)	(5)/(4)
1	<u>Employment generation under the NREG Scheme</u>				
	01A01	No. of job cards issued {Number}	**	1,58,133	
	01A02	Employment generated {Number}	**	1,34,67,000	
	01A03	Wages given {Rupees}	**	1,73,71,99,000	
2	<u>Swaranjayanti Gram Swarozgar Yojana / NRLM</u>				
	01B01	Individual Swarozgaris assisted {Number}	569	0	0
	01B02	Individual SC Swarozgaris assisted {Number}	**	0	
	01B03	Individual ST Swarozgaris assisted {Number}	**	0	
	01B04	Individual Women Swarozgaris assisted {Number}	**	0	
	01B05	Individual Disabled Swarozgaris assisted {Number}	**	0	
3	<u>Self Help Groups (SHG)</u>				
	01E01	Formed under SGSY {Number}	**	134	
	01E02	To whom income generating activities provided {Number}	1,037	66	6
4	<u>Distribution of waste land to the landless</u>				
	03E01	Total Land Distributed {Hectare}	**	0	
	03E02	Land Distributed to SC {Hectare}	**	0	
	03E03	Land Distributed to ST {Hectare}	**	0	
	03E04	Land Distributed to Others {Hectare}	**	0	
5	<u>Minimum Wages Enforcement (including Farm Labour)</u>				
	04B01	Agriculture and Farm Workers: Inspections made {Number}	**	61	
	04B02	Agriculture and Farm Workers: Irregularities detected {Number}	**	0	
	04B03	Agriculture and Farm Workers: Irregularities rectified {Number}	**	0	
	04B04	Agriculture and Farm Workers: Claims filed {Number}	**	0	
	04B05	Agriculture and Farm Workers: Claims settled {Number}	**	0	
	04B06	Agriculture and Farm Workers: Prosecution cases Pending {Number}	**	0	
	04B07	Agriculture and Farm Workers: Prosecution cases filed {Number}	**	0	
	04B08	Agriculture and Farm Workers: Prosecution cases decided {Number}	**	0	
	04B10	Agriculture and Farm Workers: Others {Number}	**	0	
6	<u>Food security</u>				
	<u>Food security-Targeted Public Distribution system (APL+BPL+AAAY)</u>				
	05A02	Off take {Tonnes}	7,81,044	5,87,370	75
	<u>Food security-Targeted Public Distribution system (only AAAY)</u>				
	05B02	Off take {Tonnes}	2,79,300	2,65,726	95
	<u>Food Security - Targeted Public Distribution System (Only BPL)</u>				
	05D02	Off take {Tonnes}	80,784	77,442	96
7	<u>Rural Housing - Indira Awaas Yojana</u>				
	06A01	Houses constructed {Number}	19,531	2,613	13
8	<u>EWS/LIG Houses in Urban Areas</u>				
	06B01	Houses constructed {Number}	1,947	0	0

PUNJAB

Sl. No.	Item Code	Item/Parameter Name {Units}	Target April 2013- March 2014	Achievement April 2013- March 2014	Percent Achievement
(1)	(2)	(3)	(4)	(5)	(5)/(4)
9	<u>Rural Areas: National Rural Drinking Water Programme (NRDWP)</u>				
	07A03	Habitations covered (Partially covered & Slipped back) {Number}	1,529	1,204	79
	07A04	Coverage of water quality affected habitations {Number}	410	23	6
10	<u>Sanitation Programme in Rural Areas</u>				
	08D01	Individual Household latrines constructed {Number}	**	3,912	
11	<u>Institutional Delivery</u>				
	08E01	Delivery in institutions {Number}	**	3,50,023	
12	<u>SC Families assisted</u>				
	10A02	SC families assisted under SCA to SCSP & NSFDC {Number}	30,838	7,383	24
	10A03	SC students assisted under post matric scholarship {Number}	96,936	3,35,000	346
13	<u>Universalization of ICDS Scheme</u>				
	12A01	ICDS Blocks Operational (Cumulative) {Number}	154	154	100
14	<u>Functional Anganwadis</u>				
	12B01	Anganwadis Functional (Cumulative) {Number}	26,656	26,656	100
15	<u>No. of Urban poor families assisted under Seven Point Charter</u>				
	14A01	Poor Families assisted {Number}	2,920	2,353	81
16	<u>Afforestation (Public and Forest Lands)</u>				
	15A01	Area Covered under Plantation {Hectares}	9,700	13,816	142
	15A02	Seedlings planted {Number}	63,05,000	1,10,53,000	175
17	<u>Rural roads - PMGSY</u>				
	17A01	Length of road constructed {Kilometer}	340	730	215
18	<u>Energising pump sets</u>				
	18D01	Pumps sets energized {Number}	55,000	31,081	57
19	<u>Supply of Electricity</u>				
	18E02	Electricity supplied {Million Units}	47,821	47,084	98

Note:

** - Non-Targetable.

1 Very Good(90% or above of targets)

05B02, 05D02, 10A03, 12A01, 12B01, 15A01, 15A02, 17A01, 18E02

2 Good(Between 80% to 90% targets)

14A01

3 Poor(Below 80% of targets)

01B01, 01E02, 05A02, 06A01, 06B01, 07A03, 07A04, 10A02, 18D01

RAJASTHAN

Sl. No.	Item Code	Item/Parameter Name {Units}	Target	Achievement	Percent Achievement
			April 2013-March 2014	April 2013-March 2014	
(1)	(2)	(3)	(4)	(5)	(5)/(4)
1	<u>Employment generation under the NREG Scheme</u>				
	01A01	No. of job cards issued {Number}	**	0	
	01A02	Employment generated {Number}	**	18,38,21,000	
	01A03	Wages given {Rupees}	**	18,07,44,12,000	
2	<u>Swaranjavanti Gram Swaroigar Yojana / NRLM</u>				
	01B01	Individual Swarozgaris assisted {Number}	3,029	0	0
	01B02	Individual SC Swarozgaris assisted {Number}	**	0	
	01B03	Individual ST Swarozgaris assisted {Number}	**	0	
	01B04	Individual Women Swarozgaris assisted {Number}	**	0	
	01B05	Individual Disabled Swarozgaris assisted {Number}	**	0	
3	<u>Self Help Groups (SHG)</u>				
	01E01	Formed under SGSY {Number}	**	0	
	01E02	To whom income generating activities provided {Number}	5,525	0	0
4	<u>Distribution of waste land to the landless</u>				
	03E01	Total Land Distributed {Hectare}	**	0	
	03E02	Land Distributed to SC {Hectare}	**	0	
	03E03	Land Distributed to ST {Hectare}	**	0	
	03E04	Land Distributed to Others {Hectare}	**	0	
5	<u>Minimum Wages Enforcement (including Farm Labour)</u>				
	04B01	Agriculture and Farm Workers: Inspections made {Number}	**	176	
	04B02	Agriculture and Farm Workers: Irregularities detected {Number}	**	0	
	04B03	Agriculture and Farm Workers: Irregularities rectified {Number}	**	0	
	04B04	Agriculture and Farm Workers: Claims filed {Number}	**	0	
	04B05	Agriculture and Farm Workers: Claims settled {Number}	**	0	
	04B06	Agriculture and Farm Workers: Prosecution cases Pending {Number}	**	0	
	04B07	Agriculture and Farm Workers: Prosecution cases filed {Number}	**	0	
	04B08	Agriculture and Farm Workers: Prosecution cases decided {Number}	**	0	
	04B10	Agriculture and Farm Workers: Others {Number}	**	0	
6	<u>Food security</u>				
	<u>Food security-Targeted Public Distribution system (APL+BPL+AAAY)</u>				
	05A02	Off take {Tonnes}	24,85,536	23,99,933	97
	<u>Food security-Targeted Public Distribution system (only AAAY)</u>				
	05B02	Off take {Tonnes}	15,91,530	15,19,460	95
	<u>Food Security - Targeted Public Distribution System (Only BPL)</u>				
	05D02	Off take {Tonnes}	3,14,766	3,13,274	100
7	<u>Rural Housing - Indira Awaas Yojana</u>				
	06A01	Houses constructed {Number}	85,460	77,747	91
8	<u>EWS/LIG Houses in Urban Areas</u>				

RAJASTHAN

			Target	Achievement	
Sl. No.	Item Code	Item/Parameter Name {Units}	April 2013-March 2014	April 2013-March 2014	Percent Achievement
(1)	(2)	(3)	(4)	(5)	(5)/(4)
	06B01	Houses constructed {Number}	6,478	7,610	117
9	<u>Rural Areas: National Rural Drinking Water Programme (NRDWP)</u>				
	07A03	Habitations covered (Partially covered & Slipped back) {Number}	1,590	3,062	193
	07A04	Coverage of water quality affected habitations {Number}	1,400	1,275	91
10	<u>Sanitation Programme in Rural Areas</u>				
	08D01	Individual Household latrines constructed {Number}	**	2,09,528	
11	<u>Institutional Delivery</u>				
	08E01	Delivery in institutions {Number}	**	13,69,238	
12	<u>SC Families assisted</u>				
	10A02	SC families assisted under SCA to SCSP & NSFDC {Number}	46,649	49,857	107
	10A03	SC students assisted under post matric scholarship {Number}	2,97,488	3,68,135	124
13	<u>Universalization of ICDS Scheme</u>				
	12A01	ICDS Blocks Operational (Cumulative) {Number}	304	304	100
14	<u>Functional Anganwadis</u>				
	12B01	Anganwadis Functional (Cumulative) {Number}	61,108	59,945	98
15	<u>No. of Urban poor families assisted under Seven Point Charter</u>				
	14A01	Poor Families assisted {Number}	9,717	10,832	111
16	<u>Afforestation (Public and Forest Lands)</u>				
	15A01	Area Covered under Plantation {Hectares}	57,000	67,722	119
	15A02	Seedlings planted {Number}	3,70,00,000	4,73,13,300	128
17	<u>Rural roads - PMGSY</u>				
	17A01	Length of road constructed {Kilometer}	1,580	2,290	145
18	<u>Rajiv Gandhi Grameen Vidvutikaran Yojana</u>				
	18B01	Villages electrified {Number}	50	47	94
19	<u>Energising pump sets</u>				
	18D01	Pumps sets energized {Number}	30,000	77,070	257
20	<u>Supply of Electricity</u>				
	18E02	Electricity supplied {Million Units}	58,202	58,042	100

Note:

** - Non-Targetable.

1 Very Good(90% or above of targets)

05A02, 05B02, 05D02, 06A01, 06B01, 07A03, 07A04, 10A02, 10A03, 12A01, 12B01, 14A01, 15A01, 15A02, 17A01, 18B01, 18D01, 18E02

2 Poor(Below 80% of targets)

01B01, 01E02

SIKKIM

Sl. No.	Item Code	Item/Parameter Name {Units}	Target April 2013-March 2014	Achievement April 2013-March 2014	Percent Achievement
(1)	(2)	(3)	(4)	(5)	(5)/(4)
1	<u>Employment generation under the NREG Scheme</u>				
	01A01	No. of job cards issued {Number}	**	11,295	
	01A02	Employment generated {Number}	**	44,03,267	
	01A03	Wages given {Rupees}	**	59,20,44,000	
2	<u>Swaranjayanti Gram Swarozgar Yojana / NRLM</u>				
	01B01	Individual Swarozgaries assisted {Number}	119	0	0
	01B02	Individual SC Swarozgaries assisted {Number}	**	0	
	01B03	Individual ST Swarozgaries assisted {Number}	**	0	
	01B04	Individual Women Swarozgaries assisted {Number}	**	0	
	01B05	Individual Disabled Swarozgaries assisted {Number}	**	0	
3	<u>Self Help Groups (SHG)</u>				
	01E01	Formed under SGSY {Number}	**	56	
	01E02	To whom income generating activities provided {Number}	216	0	0
4	<u>Distribution of waste land to the landless</u>				
	03E01	Total Land Distributed {Hectare}	**	0	
	03E02	Land Distributed to SC {Hectare}	**	0	
	03E03	Land Distributed to ST {Hectare}	**	0	
	03E04	Land Distributed to Others {Hectare}	**	0	
5	<u>Minimum Wages Enforcement (including Farm Labour)</u>				
	04B01	Agriculture and Farm Workers: Inspections made {Number}	**	0	
	04B02	Agriculture and Farm Workers: Irregularities detected {Number}	**	0	
	04B03	Agriculture and Farm Workers: Irregularities rectified {Number}	**	0	
	04B04	Agriculture and Farm Workers: Claims filed {Number}	**	0	
	04B05	Agriculture and Farm Workers: Claims settled {Number}	**	0	
	04B06	Agriculture and Farm Workers: Prosecution cases Pending {Number}	**	0	
	04B07	Agriculture and Farm Workers: Prosecution cases filed {Number}	**	0	
	04B08	Agriculture and Farm Workers: Prosecution cases decided {Number}	**	0	
	04B10	Agriculture and Farm Workers: Others {Number}	**	0	
6	<u>Food security</u>				
	<u>Food security-Targeted Public Distribution system (APL+BPL+AAAY)</u>				
	05A02	Off take {Tonnes}	44,280	45,932	104
	<u>Food security-Targeted Public Distribution system (only AAAY)</u>				
	05B02	Off take {Tonnes}	6,936	7,372	106
	<u>Food Security - Targeted Public Distribution System (Only BPL)</u>				
	05D02	Off take {Tonnes}	11,304	11,361	101
7	<u>Rural Housing - Indira Awaas Yojana</u>				
	06A01	Houses constructed {Number}	1,436	1,436	100
8	<u>EWS/LIG Houses in Urban Areas</u>				
	06B01	Houses constructed {Number}	49	15	31

SIKKIM

Sl. No.	Item Code	Item/Parameter Name {Units}	Target April 2013-March 2014	Achievement April 2013-March 2014	Percent Achievement
(1)	(2)	(3)	(4)	(5)	(5)/(4)
9	<u>Rural Areas: National Rural Drinking Water Programme (NRDWP)</u>				
	07A03	Habitations covered (Partially covered & Slipped back) {Number}	200	90	45
10	<u>Sanitation Programme in Rural Areas</u>				
	08D01	Individual Household latrines constructed {Number}	**	3,443	
11	<u>Institutional Delivery</u>				
	08E01	Delivery in institutions {Number}	**	6,471	
12	<u>SC Families assisted</u>				
	10A02	SC families assisted under SCA to SCSP & NSFDC {Number}	352	2,240	636
	10A03	SC students assisted under post matric scholarship {Number}	439	0	0
13	<u>Universalization of ICDS Scheme</u>				
	12A01	ICDS Blocks Operational (Cumulative) {Number}	13	13	100
14	<u>Functional Anganwadis</u>				
	12B01	Anganwadis Functional (Cumulative) {Number}	1,233	1,233	100
15	<u>No. of Urban poor families assisted under Seven Point Charter</u>				
	14A01	Poor Families assisted {Number}	74	2,048	2,768
16	<u>Afforestation (Public and Forest Lands)</u>				
	15A01	Area Covered under Plantation {Hectares}	6,160	4,805	78
	15A02	Seedlings planted {Number}	40,04,000	31,92,680	80
17	<u>Rural roads - PMGSY</u>				
	17A01	Length of road constructed {Kilometer}	175	99	57
18	<u>Supply of Electricity</u>				
	18E02	Electricity supplied {Million Units}	413	413	100

Note:

** - Non-Targetable.

1 Very Good(90% or above of targets)

05A02, 05B02, 05D02, 06A01, 10A02, 12A01, 12B01, 14A01, 18E02

2 Good(Between 80% to 90% targets)

15A02

3 Poor(Below 80% of targets)

01B01, 01E02, 06B01, 07A03, 10A03, 15A01, 17A01

TAMIL NADU

Sl. No.	Item Code	Item/Parameter Name {Units}	Target	Achievement	Percent Achievement
			April 2013-March 2014	April 2013-March 2014	
(1)	(2)	(3)	(4)	(5)	(5)/(4)
1	<u>Employment generation under the NREG Scheme</u>				
	01A01	No. of job cards issued {Number}	**	8,34,459	
	01A02	Employment generated {Number}	**	37,29,01,000	
	01A03	Wages given {Rupees}	**	38,67,79,92,000	
2	<u>Swaranjayanti Gram Swarozgar Yojana / NRLM</u>				
	01B01	Individual Swarozgaris assisted {Number}	4,672	0	0
	01B02	Individual SC Swarozgaris assisted {Number}	**	0	
	01B03	Individual ST Swarozgaris assisted {Number}	**	0	
	01B04	Individual Women Swarozgaris assisted {Number}	**	0	
	01B05	Individual Disabled Swarozgaris assisted {Number}	**	0	
3	<u>Self Help Groups (SHG)</u>				
	01E01	Formed under SGSY {Number}	**	0	
	01E02	To whom income generating activities provided {Number}	8,521	0	0
4	<u>Distribution of waste land to the landless</u>				
	03E01	Total Land Distributed {Hectare}	**	0	
	03E02	Land Distributed to SC {Hectare}	**	0	
	03E03	Land Distributed to ST {Hectare}	**	0	
	03E04	Land Distributed to Others {Hectare}	**	0	
5	<u>Minimum Wages Enforcement (including Farm Labour)</u>				
	04B01	Agriculture and Farm Workers: Inspections made {Number}	**	0	
	04B02	Agriculture and Farm Workers: Irregularities detected {Number}	**	0	
	04B03	Agriculture and Farm Workers: Irregularities rectified {Number}	**	0	
	04B04	Agriculture and Farm Workers: Claims filed {Number}	**	0	
	04B05	Agriculture and Farm Workers: Claims settled {Number}	**	0	
	04B06	Agriculture and Farm Workers: Prosecution cases Pending {Number}	**	0	
	04B07	Agriculture and Farm Workers: Prosecution cases filed {Number}	**	0	
	04B08	Agriculture and Farm Workers: Prosecution cases decided {Number}	**	0	
	04B10	Agriculture and Farm Workers: Others {Number}	**	0	
6	<u>Food security</u>				
	<u>Food security-Targeted Public Distribution system (APL+BPL+AAAY)</u>				
	05A02	Off take {Tonnes}	37,22,832	30,10,254	81
	<u>Food security-Targeted Public Distribution system (only AAAY)</u>				
	05B02	Off take {Tonnes}	7,83,144	7,98,121	102
	<u>Food Security - Targeted Public Distribution System (Only BPL)</u>				
	05D02	Off take {Tonnes}	12,59,232	12,76,043	101
7	<u>Rural Housing - Indira Awaas Yojana</u>				
	06A01	Houses constructed {Number}	88,436	70,937	80
8	<u>EWS/LIG Houses in Urban Areas</u>				
	06B01	Houses constructed {Number}	9,036	9,036	100

TAMIL NADU

Sl. No.	Item Code	Item/Parameter Name {Units}	Target	Achievement	Percent Achievement
			April 2013-March 2014	April 2013-March 2014	
(1)	(2)	(3)	(4)	(5)	(5)/(4)
9	<u>Rural Areas: National Rural Drinking Water Programme (NRDWP)</u>				
	07A03	Habitations covered (Partially covered & Slipped back) {Number}	5,460	5,450	100
	07A04	Coverage of water quality affected habitations {Number}	540	245	45
10	<u>Sanitation Programme in Rural Areas</u>				
	08D01	Individual Household latrines constructed {Number}	**	1,80,930	
11	<u>Institutional Delivery</u>				
	08E01	Delivery in institutions {Number}	**	10,17,103	
12	<u>SC Families assisted</u>				
	10A02	SC families assisted under SCA to SCSP & NSFDC {Number}	57,573	24,617	43
	10A03	SC students assisted under post matric scholarship {Number}	8,40,325	9,01,147	107
13	<u>Universalization of ICDS Scheme</u>				
	12A01	ICDS Blocks Operational (Cumulative) {Number}	434	434	100
14	<u>Functional Anganwadis</u>				
	12B01	Anganwadis Functional (Cumulative) {Number}	54,880	54,439	99
15	<u>No. of Urban poor families assisted under Seven Point Charter</u>				
	14A01	Poor Families assisted {Number}	13,555	16,101	119
16	<u>Afforestation (Public and Forest Lands)</u>				
	15A01	Area Covered under Plantation {Hectares}	58,770	70,235	120
	15A02	Seedlings planted {Number}	3,82,01,000	4,56,52,754	120
17	<u>Rural roads - PMGSY</u>				
	17A01	Length of road constructed {Kilometer}	685	748	109
18	<u>Energising pump sets</u>				
	18D01	Pumps sets energized {Number}	15,000	11,343	76
19	<u>Supply of Electricity</u>				
	18E02	Electricity supplied {Million Units}	93,508	87,980	94

Note:

** - Non-Targetable.

1 Very Good(90% or above of targets)

05B02, 05D02, 06B01, 07A03, 10A03, 12A01, 12B01, 14A01, 15A01, 15A02, 17A01, 18E02

2 Good(Between 80% to 90% targets)

05A02, 06A01

3 Poor(Below 80% of targets)

01B01, 01E02, 07A04, 10A02, 18D01

TRIPURA

Sl. No.	Item Code	Item/Parameter Name {Units}	Target	Achievement	Percent Achievement
			April 2013-March 2014	April 2013-March 2014	
(1)	(2)	(3)	(4)	(5)	(5)/(4)
1	<u>Employment generation under the NREG Scheme</u>				
	01A01	No. of job cards issued {Number}	**	18,024	
	01A02	Employment generated {Number}	**	5,25,49,789	
	01A03	Wages given {Rupees}	**	6,93,84,58,000	
2	<u>Swaranjayanti Gram Swarozgar Yojana / NRLM</u>				
	01B01	Individual Swarozgaris assisted {Number}	742	0	0
	01B02	Individual SC Swarozgaris assisted {Number}	**	0	
	01B03	Individual ST Swarozgaris assisted {Number}	**	0	
	01B04	Individual Women Swarozgaris assisted {Number}	**	0	
	01B05	Individual Disabled Swarozgaris assisted {Number}	**	0	
3	<u>Self Help Groups (SHG)</u>				
	01E01	Formed under SGSY {Number}	**	0	
	01E02	To whom income generating activities provided {Number}	1,354	0	0
4	<u>Distribution of waste land to the landless</u>				
	03E01	Total Land Distributed {Hectare}	**	0	
	03E02	Land Distributed to SC {Hectare}	**	0	
	03E03	Land Distributed to ST {Hectare}	**	0	
	03E04	Land Distributed to Others {Hectare}	**	0	
5	<u>Minimum Wages Enforcement (including Farm Labour)</u>				
	04B01	Agriculture and Farm Workers: Inspections made {Number}	**	0	
	04B02	Agriculture and Farm Workers: Irregularities detected {Number}	**	0	
	04B03	Agriculture and Farm Workers: Irregularities rectified {Number}	**	0	
	04B04	Agriculture and Farm Workers: Claims filed {Number}	**	0	
	04B05	Agriculture and Farm Workers: Claims settled {Number}	**	0	
	04B06	Agriculture and Farm Workers: Prosecution cases Pending {Number}	**	0	
	04B07	Agriculture and Farm Workers: Prosecution cases filed {Number}	**	0	
	04B08	Agriculture and Farm Workers: Prosecution cases decided {Number}	**	0	
	04B10	Agriculture and Farm Workers: Others {Number}	**	0	
6	<u>Food security</u>				
	<u>Food security-Targeted Public Distribution system (APL+BPL+AAAY)</u>				
	05A02	Off take {Tonnes}	3,03,240	3,11,409	103
	<u>Food security-Targeted Public Distribution system (only AAY)</u>				
	05B02	Off take {Tonnes}	47,520	46,358	98
	<u>Food Security - Targeted Public Distribution System (Only BPL)</u>				
	05D02	Off take {Tonnes}	76,380	76,457	100
7	<u>Rural Housing - Indira Awaas Yojana</u>				
	06A01	Houses constructed {Number}	13,368	0	0
8	<u>EWS/LIG Houses in Urban Areas</u>				
	06B01	Houses constructed {Number}	35	186	531

TRIPURA

Sl. No.	Item Code	Item/Parameter Name {Units}	Target	Achievement	Percent Achievement
			April 2013-March 2014	April 2013-March 2014	
(1)	(2)	(3)	(4)	(5)	(5)/(4)
9	<u>Rural Areas: National Rural Drinking Water Programme (NRDWP)</u>				
	07A03	Habitations covered (Partially covered & Slipped back) {Number}	28	436	1,557
	07A04	Coverage of water quality affected habitations {Number}	1,150	684	59
10	<u>Sanitation Programme in Rural Areas</u>				
	08D01	Individual Household latrines constructed {Number}	**	5,045	
11	<u>Institutional Delivery</u>				
	08E01	Delivery in institutions {Number}	**	37,176	
12	<u>SC Families assisted</u>				
	10A02	SC families assisted under SCA to SCSP & NSFDC {Number}	6,370	4,437	70
	10A03	SC students assisted under post matric scholarship {Number}	33,454	29,053	87
13	<u>Universalization of ICDS Scheme</u>				
	12A01	ICDS Blocks Operational (Cumulative) {Number}	56	56	100
14	<u>Functional Anganwadis</u>				
	12B01	Anganwadis Functional (Cumulative) {Number}	9,908	9,911	100
15	<u>No. of Urban poor families assisted under Seven Point Charter</u>				
	14A01	Poor Families assisted {Number}	52	2,441	4,694
16	<u>Afforestation (Public and Forest Lands)</u>				
	15A01	Area Covered under Plantation {Hectares}	20,450	16,280	80
	15A02	Seedlings planted {Number}	1,32,93,000	1,05,82,600	80
17	<u>Rural roads - PMGSY</u>				
	17A01	Length of road constructed {Kilometer}	170	291	171
18	<u>Rajiv Gandhi Grameen Vidyutikaran Yojana</u>				
	18B01	Villages electrified {Number}	1	1	100
19	<u>Supply of Electricity</u>				
	18E02	Electricity supplied {Million Units}	1,195	1,144	96

Note:

** - Non-Targetable.

1 Very Good(90% or above of targets)

05A02, 05B02, 05D02, 06B01, 07A03, 12A01, 12B01, 14A01, 17A01, 18B01, 18E02

2 Good(Between 80% to 90% targets)

10A03, 15A01, 15A02

3 Poor(Below 80% of targets)

01B01, 01E02, 06A01, 07A04, 10A02

UTTARAKHAND

Sl. No.	Item Code	Item/Parameter Name {Units}	Target	Achievement	Percent Achievement
			April 2013-March 2014	April 2013-March 2014	
(1)	(2)	(3)	(4)	(5)	(5)/(4)
1	<u>Employment generation under the NREG Scheme</u>				
	01A01	No. of job cards issued {Number}	**	21,500	
	01A02	Employment generated {Number}	**	1,74,82,500	
	01A03	Wages given {Rupees}	**	2,38,14,52,000	
2	<u>Swaranjayanti Gram Swarozgar Yojana / NRLM</u>				
	01B01	Individual Swarozgaris assisted {Number}	953	41	4
	01B02	Individual SC Swarozgaris assisted {Number}	**	39	
	01B03	Individual ST Swarozgaris assisted {Number}	**	2	
	01B04	Individual Women Swarozgaris assisted {Number}	**	16	
	01B05	Individual Disabled Swarozgaris assisted {Number}	**	0	
3	<u>Self Help Groups (SHG)</u>				
	01E01	Formed under SGSY {Number}	**	233	
	01E02	To whom income generating activities provided {Number}	1,738	124	7
4	<u>Distribution of waste land to the landless</u>				
	03E01	Total Land Distributed {Hectare}	**	0	
	03E02	Land Distributed to SC {Hectare}	**	0	
	03E03	Land Distributed to ST {Hectare}	**	0	
	03E04	Land Distributed to Others {Hectare}	**	0	
5	<u>Minimum Wages Enforcement (including Farm Labour)</u>				
	04B01	Agriculture and Farm Workers: Inspections made {Number}	**	0	
	04B02	Agriculture and Farm Workers: Irregularities detected {Number}	**	0	
	04B03	Agriculture and Farm Workers: Irregularities rectified {Number}	**	0	
	04B04	Agriculture and Farm Workers: Claims filed {Number}	**	0	
	04B05	Agriculture and Farm Workers: Claims settled {Number}	**	0	
	04B06	Agriculture and Farm Workers: Prosecution cases Pending {Number}	**	0	
	04B07	Agriculture and Farm Workers: Prosecution cases filed {Number}	**	0	
	04B08	Agriculture and Farm Workers: Prosecution cases decided {Number}	**	0	
	04B10	Agriculture and Farm Workers: Others {Number}	**	0	
6	<u>Food security</u>				
	<u>Food security-Targeted Public Distribution system (APL+BPL+AAAY)</u>				
	05A02	Off take {Tonnes}	5,11,992	5,11,274	100
	<u>Food security-Targeted Public Distribution system (only AAAY)</u>				
	05B02	Off take {Tonnes}	80,184	76,753	96
	<u>Food Security - Targeted Public Distribution System (Only BPL)</u>				
	05D02	Off take {Tonnes}	1,28,988	1,30,844	101
7	<u>Rural Housing - Indira Awaas Yojana</u>				
	06A01	Houses constructed {Number}	14,012	4,840	35
8	<u>EWS/LIG Houses in Urban Areas</u>				
	06B01	Houses constructed {Number}	692	0	0

UTTARAKHAND

Sl. No.	Item Code	Item/Parameter Name {Units}	Target April 2013- March 2014	Achievement April 2013- March 2014	Percent Achievement
(1)	(2)	(3)	(4)	(5)	(5)/(4)
9	<u>Rural Areas: National Rural Drinking Water Programme (NRDWP)</u>				
	07A03	Habitations covered (Partially covered & Slipped back) {Number}	1,073	979	91
	07A04	Coverage of water quality affected habitations {Number}	10	10	100
10	<u>Sanitation Programme in Rural Areas</u>				
	08D01	Individual Household latrines constructed {Number}	**	82,444	
11	<u>Institutional Delivery</u>				
	08E01	Delivery in institutions {Number}	**	1,16,930	
12	<u>SC Families assisted</u>				
	10A02	SC families assisted under SCA to SCSP & NSFDC {Number}	8,347	8,396	101
	10A03	SC students assisted under post matric scholarship {Number}	71,312	70,502	99
13	<u>Universalization of ICDS Scheme</u>				
	12A01	ICDS Blocks Operational (Cumulative) {Number}	105	105	100
14	<u>Functional Anganwadis</u>				
	12B01	Anganwadis Functional (Cumulative) {Number}	20,487	19,331	94
15	<u>No. of Urban poor families assisted under Seven Point Charter</u>				
	14A01	Poor Families assisted {Number}	1,038	1,282	124
16	<u>Afforestation (Public and Forest Lands)</u>				
	15A01	Area Covered under Plantation {Hectares}	19,920	21,242	107
	15A02	Seedlings planted {Number}	1,29,48,000	2,12,17,000	164
17	<u>Rural roads - PMGSY</u>				
	17A01	Length of road constructed {Kilometer}	500	423	85
18	<u>Energising pump sets</u>				
	18D01	Pumps sets energized {Number}	350	1,293	369
19	<u>Supply of Electricity</u>				
	18E02	Electricity supplied {Million Units}	11,944	11,493	96

Note:

** - Non-Targetable.

1 Very Good(90% or above of targets)

05A02, 05B02, 05D02, 07A03, 07A04, 10A02, 10A03, 12A01, 12B01, 14A01, 15A01, 15A02, 18D01, 18E02

2 Good(Between 80% to 90% targets)

17A01

3 Poor(Below 80% of targets)

01B01, 01E02, 06A01, 06B01

UTTAR PRADESH

Sl. No.	Item Code	Item/Parameter Name {Units}	Target	Achievement	Percent Achievement
			April 2013-March 2014	April 2013-March 2014	
(1)	(2)	(3)	(4)	(5)	(5)/(4)
1	<u>Employment generation under the NREG Scheme</u>				
	01A01	No. of job cards issued {Number}	**	70,761	
	01A02	Employment generated {Number}	**	17,46,70,213	
	01A03	Wages given {Rupees}	**	22,65,79,01,000	
2	<u>Swaranjayanti Gram Swarozgar Yojana / NRLM</u>				
	01B01	Individual Swarozgaries assisted {Number}	18,104	0	0
	01B02	Individual SC Swarozgaries assisted {Number}	**	0	
	01B03	Individual ST Swarozgaries assisted {Number}	**	0	
	01B04	Individual Women Swarozgaries assisted {Number}	**	0	
	01B05	Individual Disabled Swarozgaries assisted {Number}	**	0	
3	<u>Self Help Groups (SHG)</u>				
	01E01	Formed under SGSY {Number}	**	0	
	01E02	To whom income generating activities provided {Number}	33,021	0	0
4	<u>Distribution of waste land to the landless</u>				
	03E01	Total Land Distributed {Hectare}	**	1,373	
	03E02	Land Distributed to SC {Hectare}	**	573	
	03E03	Land Distributed to ST {Hectare}	**	3	
	03E04	Land Distributed to Others {Hectare}	**	797	
5	<u>Minimum Wages Enforcement (including Farm Labour)</u>				
	04B01	Agriculture and Farm Workers: Inspections made {Number}	**	0	
	04B02	Agriculture and Farm Workers: Irregularities detected {Number}	**	0	
	04B03	Agriculture and Farm Workers: Irregularities rectified {Number}	**	0	
	04B04	Agriculture and Farm Workers: Claims filed {Number}	**	0	
	04B05	Agriculture and Farm Workers: Claims settled {Number}	**	0	
	04B06	Agriculture and Farm Workers: Prosecution cases Pending {Number}	**	0	
	04B07	Agriculture and Farm Workers: Prosecution cases filed {Number}	**	0	
	04B08	Agriculture and Farm Workers: Prosecution cases decided {Number}	**	0	
	04B10	Agriculture and Farm Workers: Others {Number}	**	0	
6	<u>Food security</u>				
	<u>Food security-Targeted Public Distribution system (APL+BPL+AAAY)</u>				
	05A02	Off take {Tonnes}	72,68,520	67,55,502	93
	<u>Food security-Targeted Public Distribution system (only AAAY)</u>				
	05B02	Off take {Tonnes}	17,19,696	17,18,828	100
	<u>Food Security - Targeted Public Distribution System (Only BPL)</u>				
	05D02	Off take {Tonnes}	27,65,484	27,76,437	100
7	<u>Rural Housing - Indira Awaas Yojana</u>				
	06A01	Houses constructed {Number}	2,97,223	2,08,154	70
8	<u>EWS/LIG Houses in Urban Areas</u>				
	06B01	Houses constructed {Number}	9,778	544	6

UTTAR PRADESH

Sl. No.	Item Code	Item/Parameter Name {Units}	Target April 2013- March 2014	Achievement April 2013- March 2014	Percent Achievement
(1)	(2)	(3)	(4)	(5)	(5)/(4)
9	<u>Rural Areas: National Rural Drinking Water Programme (NRDWP)</u>				
	07A03	Habitations covered (Partially covered & Slipped back) {Number}	24,000	20,487	85
	07A04	Coverage of water quality affected habitations {Number}	1,000	305	30
10	<u>Sanitation Programme in Rural Areas</u>				
	08D01	Individual Household latrines constructed {Number}	**	8,14,525	
11	<u>Institutional Delivery</u>				
	08E01	Delivery in institutions {Number}	**	27,94,658	
12	<u>SC Families assisted</u>				
	10A02	SC families assisted under SCA to SCSP & NSFDC {Number}	1,69,519	68,957	41
	10A03	SC students assisted under post matric scholarship {Number}	8,82,070	0	0
13	<u>Universalization of ICDS Scheme</u>				
	12A01	ICDS Blocks Operational (Cumulative) {Number}	897	880	98
14	<u>Functional Anganwadis</u>				
	12B01	Anganwadis Functional (Cumulative) {Number}	1,87,899	1,85,020	98
15	<u>No. of Urban poor families assisted under Seven Point Charter</u>				
	14A01	Poor Families assisted {Number}	14,667	1,916	13
16	<u>Afforestation (Public and Forest Lands)</u>				
	15A01	Area Covered under Plantation {Hectares}	76,230	78,339	103
	15A02	Seedlings planted {Number}	4,95,50,000	5,99,41,411	121
17	<u>Rural roads - PMGSY</u>				
	17A01	Length of road constructed {Kilometer}	2,320	1,496	64
18	<u>Energising pump sets</u>				
	18D01	Pumps sets energized {Number}	22,058	11,871	54
19	<u>Supply of Electricity</u>				
	18E02	Electricity supplied {Million Units}	94,890	81,613	86

Note:

** - Non-Targetable.

1 Very Good(90% or above of targets)

05A02, 05B02, 05D02, 12A01, 12B01, 15A01, 15A02

2 Good(Between 80% to 90% targets)

07A03, 18E02

3 Poor(Below 80% of targets)

01B01, 01E02, 06A01, 06B01, 07A04, 10A02, 10A03, 14A01, 17A01, 18D01

WEST BENGAL

Sl. No.	Item Code	Item/Parameter Name {Units}	Target April 2013- March 2014	Achievement April 2013- March 2014	Percent Achievement
(1)	(2)	(3)	(4)	(5)	(5)/(4)
1	<u>Employment generation under the NREG Scheme</u>				
	01A01	No. of job cards issued {Number}	**	5,62,253	
	01A02	Employment generated {Number}	**	25,77,94,767	
	01A03	Wages given {Rupees}	**	39,26,65,10,550	
2	<u>Swaranjayanti Gram Swarozgar Yojana / NRLM</u>				
	01B01	Individual Swarozgaris assisted {Number}	6,715	27,940	416
	01B02	Individual SC Swarozgaris assisted {Number}	**	10,767	
	01B03	Individual ST Swarozgaris assisted {Number}	**	2,108	
	01B04	Individual Women Swarozgaris assisted {Number}	**	27,154	
	01B05	Individual Disabled Swarozgaris assisted {Number}	**	12	
3	<u>Self Help Groups (SHG)</u>				
	01E01	Formed under SGSY {Number}	**	12,917	
	01E02	To whom income generating activities provided {Number}	12,249	19,035	155
4	<u>Distribution of waste land to the landless</u>				
	03E01	Total Land Distributed {Hectare}	**	2,116	
	03E02	Land Distributed to SC {Hectare}	**	843	
	03E03	Land Distributed to ST {Hectare}	**	433	
	03E04	Land Distributed to Others {Hectare}	**	850	
5	<u>Minimum Wages Enforcement (including Farm Labour)</u>				
	04B01	Agriculture and Farm Workers: Inspections made {Number}	**	0	
	04B02	Agriculture and Farm Workers: Irregularities detected {Number}	**	0	
	04B03	Agriculture and Farm Workers: Irregularities rectified {Number}	**	0	
	04B04	Agriculture and Farm Workers: Claims filed {Number}	**	0	
	04B05	Agriculture and Farm Workers: Claims settled {Number}	**	0	
	04B06	Agriculture and Farm Workers: Prosecution cases Pending {Number}	**	0	
	04B07	Agriculture and Farm Workers: Prosecution cases filed {Number}	**	0	
	04B08	Agriculture and Farm Workers: Prosecution cases decided {Number}	**	0	
	04B10	Agriculture and Farm Workers: Others {Number}	**	0	
6	<u>Food security</u>				
	<u>Food security-Targeted Public Distribution system (APL+BPL+AAAY)</u>				
	05A02	Off take {Tonnes}	38,57,196	35,60,451	92
	<u>Food security-Targeted Public Distribution system (only AAAY)</u>				
	05B02	Off take {Tonnes}	6,21,684	5,47,031	88
	<u>Food Security - Targeted Public Distribution System (Only BPL)</u>				
	05D02	Off take {Tonnes}	15,53,580	14,97,443	96
7	<u>Rural Housing - Indira Awaas Yojana</u>				
	06A01	Houses constructed {Number}	1,85,594	1,16,074	63
8	<u>EWS/LIG Houses in Urban Areas</u>				
	06B01	Houses constructed {Number}	9,405	18,922	201

WEST BENGAL

Sl. No.	Item Code	Item/Parameter Name {Units}	Target April 2013- March 2014	Achievement April 2013- March 2014	Percent Achievement
(1)	(2)	(3)	(4)	(5)	(5)/(4)
9	<u>Rural Areas: National Rural Drinking Water Programme (NRDWP)</u>				
	07A03	Habitations covered (Partially covered & Slipped back) {Number}	2,755	2,472	90
	07A04	Coverage of water quality affected habitations {Number}	1,845	1,685	91
10	<u>Sanitation Programme in Rural Areas</u>				
	08D01	Individual Household latrines constructed {Number}	**	6,11,124	
11	<u>Institutional Delivery</u>				
	08E01	Delivery in institutions {Number}	**	9,62,207	
12	<u>SC Families assisted</u>				
	10A02	SC families assisted under SCA to SCSP & NSFDC {Number}	82,224	3,94,386	480
	10A03	SC students assisted under post matric scholarship {Number}	6,00,247	0	0
13	<u>Universalization of ICDS Scheme</u>				
	12A01	ICDS Blocks Operational (Cumulative) {Number}	575	520	90
14	<u>Functional Anganwadis</u>				
	12B01	Anganwadis Functional (Cumulative) {Number}	1,16,702	1,26,082	108
15	<u>No. of Urban poor families assisted under Seven Point Charter</u>				
	14A01	Poor Families assisted {Number}	14,107	1,62,022	1,149
16	<u>Afforestation (Public and Forest Lands)</u>				
	15A01	Area Covered under Plantation {Hectares}	7,940	3,910	49
	15A02	Seedlings planted {Number}	51,61,000	50,75,350	98
17	<u>Rural roads - PMGSY</u>				
	17A01	Length of road constructed {Kilometer}	2,010	2,320	115
18	<u>Rajiv Gandhi Grameen Vidutikaran Yojana</u>				
	18B01	Villages electrified {Number}	4	0	0
19	<u>Energising pump sets</u>				
	18D01	Pumps sets energized {Number}	422	3,674	871
20	<u>Supply of Electricity</u>				
	18E02	Electricity supplied {Million Units}	42,891	42,762	100

Note:

** - Non-Targetable.

1 Very Good(90% or above of targets)

01B01, 01E02, 05A02, 05D02, 07A03, 07A04, 10A02, 12A01, 12B01, 14A01, 15A02, 17A01, 18D01, 18E02

2 Good(Between 80% to 90% targets)

05B02

3 Poor(Below 80% of targets)

06A01, 06B01, 10A03, 15A01, 18B01

ANDAMAN AND NICOBAR ISLANDS

Sl. No.	Item Code	Item/Parameter Name {Units}	Target April 2013- March 2014	Achievement April 2013- March 2014	Percent Achievement
(1)	(2)	(3)	(4)	(5)	(5)/(4)
1	<u>Employment generation under the NREG Scheme</u>				
	01A01	No. of job cards issued {Number}	**	3,733	
	01A02	Employment generated {Number}	**	8,34,307	
	01A03	Wages given {Rupees}	**	16,55,00,000	
2	<u>Swaranjavanti Gram Swarozgar Yojana / NRLM</u>				
	01B01	Individual Swarozgaries assisted {Number}	9	10	111
	01B02	Individual SC Swarozgaries assisted {Number}	**	0	
	01B03	Individual ST Swarozgaries assisted {Number}	**	7	
	01B04	Individual Women Swarozgaries assisted {Number}	**	3	
	01B05	Individual Disabled Swarozgaries assisted {Number}	**	0	
3	<u>Self Help Groups (SHG)</u>				
	01E01	Formed under SGSY {Number}	**	3	
	01E02	To whom income generating activities provided {Number}	16	6	38
4	<u>Distribution of waste land to the landless</u>				
	03E01	Total Land Distributed {Hectare}	**	0	
	03E02	Land Distributed to SC {Hectare}	**	0	
	03E03	Land Distributed to ST {Hectare}	**	0	
	03E04	Land Distributed to Others {Hectare}	**	0	
5	<u>Minimum Wages Enforcement (including Farm Labour)</u>				
	04B01	Agriculture and Farm Workers: Inspections made {Number}	**	0	
	04B02	Agriculture and Farm Workers: Irregularities detected {Number}	**	0	
	04B03	Agriculture and Farm Workers: Irregularities rectified {Number}	**	0	
	04B04	Agriculture and Farm Workers: Claims filed {Number}	**	0	
	04B05	Agriculture and Farm Workers: Claims settled {Number}	**	0	
	04B06	Agriculture and Farm Workers: Prosecution cases Pending {Number}	**	14	
	04B07	Agriculture and Farm Workers: Prosecution cases filed {Number}	**	0	
	04B08	Agriculture and Farm Workers: Prosecution cases decided {Number}	**	10	
	04B10	Agriculture and Farm Workers: Others {Number}	**	0	
6	<u>Food security</u>				
	<u>Food security-Targeted Public Distribution system (APL+BPL+AADY)</u>				
	05A02	Off take {Tonnes}	34,020	0	0
	<u>Food security-Targeted Public Distribution system (only AADY)</u>				
	05B02	Off take {Tonnes}	2,010	0	0
	<u>Food Security - Targeted Public Distribution System (Only BPL)</u>				
	05D02	Off take {Tonnes}	5,340	0	0
7	<u>Rural Housing - Indira Awaas Yojana</u>				
	06A01	Houses constructed {Number}	2,081	238	11
8	<u>EWS/LIG Houses in Urban Areas</u>				
	06B01	Houses constructed {Number}	*	0	
9	<u>Sanitation Programme in Rural Areas</u>				
	08D01	Individual Household latrines constructed {Number}	**	0	

ANDAMAN AND NICOBAR ISLANDS

Sl. No.	Item Code	Item/Parameter Name {Units}	Target April 2013- March 2014	Achievement April 2013- March 2014	Percent Achievement
(1)	(2)	(3)	(4)	(5)	(5)/(4)
10	<u>Institutional Delivery</u>				
	08E01	Delivery in institutions {Number}	**	4,992	
11	<u>Universalization of ICDS Scheme</u>				
	12A01	ICDS Blocks Operational (Cumulative) {Number}	5	5	100
12	<u>Functional Anganwadis</u>				
	12B01	Anganwadis Functional (Cumulative) {Number}	710	708	100
13	<u>No. of Urban poor families assisted under Seven Point Charter</u>				
	14A01	Poor Families assisted {Number}	*	0	
14	<u>Afforestation (Public and Forest Lands)</u>				
	15A01	Area Covered under Plantation {Hectares}	1,220	1,128	92
	15A02	Seedlings planted {Number}	7,93,000	7,22,508	91
15	<u>Supply of Electricity</u>				
	18E02	Electricity supplied {Million Units}	240	180	75

Note:

* - Target Not Received.

** - Non-Targetable.

1 Very Good(90% or above of targets)

01B01, 12A01, 12B01, 15A01, 15A02

2 Poor(Below 80% of targets)

01E02, 05A02, 05B02, 05D02, 06A01, 18E02

CHANDIGARH

Sl. No.	Item Code	Item/Parameter Name {Units}	Target	Achievement	Percent Achievement
			April 2013-March 2014	April 2013-March 2014	
(1)	(2)	(3)	(4)	(5)	(5)/(4)
1	<u>Employment generation under the NREG Scheme</u>				
	01A01	No. of job cards issued {Number}	**	0	
	01A02	Employment generated {Number}	**	0	
	01A03	Wages given {Rupees}	**	0	
2	<u>Self Help Groups (SHG)</u>				
	01E01	Formed under SGSY {Number}	**	0	
3	<u>Distribution of waste land to the landless</u>				
	03E01	Total Land Distributed {Hectare}	**	0	
	03E02	Land Distributed to SC {Hectare}	**	0	
	03E03	Land Distributed to ST {Hectare}	**	0	
	03E04	Land Distributed to Others {Hectare}	**	0	
4	<u>Minimum Wages Enforcement (including Farm Labour)</u>				
	04B01	Agriculture and Farm Workers: Inspections made {Number}	**	38	
	04B02	Agriculture and Farm Workers: Irregularities detected {Number}	**	15	
	04B03	Agriculture and Farm Workers: Irregularities rectified {Number}	**	0	
	04B04	Agriculture and Farm Workers: Claims filed {Number}	**	0	
	04B05	Agriculture and Farm Workers: Claims settled {Number}	**	0	
	04B06	Agriculture and Farm Workers: Prosecution cases Pending {Number}	**	0	
	04B07	Agriculture and Farm Workers: Prosecution cases filed {Number}	**	23	
	04B08	Agriculture and Farm Workers: Prosecution cases decided {Number}	**	5	
	04B10	Agriculture and Farm Workers: Others {Number}	**	0	
5	<u>Food security</u>				
	<u>Food security-Targeted Public Distribution system (APL+BPL+AAY)</u>				
	05A02	Off take {Tonnes}	35,852	24,725	69
	<u>Food security-Targeted Public Distribution system (only AAY)</u>				
	05B02	Off take {Tonnes}	1,695	1,245	73
	<u>Food Security - Targeted Public Distribution System (Only BPL)</u>				
	05D02	Off take {Tonnes}	3,130	3,042	97
6	<u>EWS/LIG Houses in Urban Areas</u>				
	06B01	Houses constructed {Number}	2,372	0	0
7	<u>Sanitation Programme in Rural Areas</u>				
	08D01	Individual Household latrines constructed {Number}	**	0	
8	<u>Institutional Delivery</u>				
	08E01	Delivery in institutions {Number}	**	25,282	

CHANDIGARH

Sl. No.	Item Code	Item/Parameter Name {Units}	Target	Achievement	Percent Achievement
			April 2013-March 2014	April 2013-March 2014	
(1)	(2)	(3)	(4)	(5)	(5)/(4)
9	<u>SC Families assisted</u>				
	10A02	SC families assisted under SCA to SCSP & NSFDC {Number}	905	725	80
	10A03	SC students assisted under post matric scholarship {Number}	*	0	
10	<u>Universalization of ICDS Scheme</u>				
	12A01	ICDS Blocks Operational (Cumulative) {Number}	3	3	100
11	<u>Functional Anganwadis</u>				
	12B01	Anganwadis Functional (Cumulative) {Number}	500	500	100
12	<u>No. of Urban poor families assisted under Seven Point Charter</u>				
	14A01	Poor Families assisted {Number}	3,558	484	14
13	<u>Afforestation (Public and Forest Lands)</u>				
	15A01	Area Covered under Plantation {Hectares}	100	175	175
	15A02	Seedlings planted {Number}	65,000	69,957	108
14	<u>Supply of Electricity</u>				
	18E02	Electricity supplied {Million Units}	1,574	1,574	100

Note:

* - Target Not Received.

** - Non-Targetable.

1 Very Good(90% or above of targets)

05D02, 12A01, 12B01, 15A01, 15A02, 18E02

2 Good(Between 80% to 90% targets)

10A02

3 Poor(Below 80% of targets)

05A02, 05B02, 06B01, 14A01

DADRA AND NAGAR HAVELI

Sl. No.	Item Code	Item/Parameter Name {Units}	Target	Achievement	Percent Achievement
			April 2013-March 2014	April 2013-March 2014	
(1)	(2)	(3)	(4)	(5)	(5)/(4)
1	<u>Employment generation under the NREG Scheme</u>				
	01A01	No. of job cards issued {Number}	**	33	
	01A02	Employment generated {Number}	**	10,672	
	01A03	Wages given {Rupees}	**	62,68,000	
2	<u>Swaranjavanti Gram Swarojgar Yojana / NRLM</u>				
	01B01	Individual Swarozgaris assisted {Number}	9	3	33
	01B02	Individual SC Swarozgaris assisted {Number}	**	0	
	01B03	Individual ST Swarozgaris assisted {Number}	**	3	
	01B04	Individual Women Swarozgaris assisted {Number}	**	0	
	01B05	Individual Disabled Swarozgaris assisted {Number}	**	0	
3	<u>Self Help Groups (SHG)</u>				
	01E01	Formed under SGSY {Number}	**	134	
	01E02	To whom income generating activities provided {Number}	16	21	131
4	<u>Distribution of waste land to the landless</u>				
	03E01	Total Land Distributed {Hectare}	**	0	
	03E02	Land Distributed to SC {Hectare}	**	0	
	03E03	Land Distributed to ST {Hectare}	**	0	
	03E04	Land Distributed to Others {Hectare}	**	0	
5	<u>Minimum Wages Enforcement (including Farm Labour)</u>				
	04B01	Agriculture and Farm Workers: Inspections made {Number}	**	7	
	04B02	Agriculture and Farm Workers: Irregularities detected {Number}	**	0	
	04B03	Agriculture and Farm Workers: Irregularities rectified {Number}	**	0	
	04B04	Agriculture and Farm Workers: Claims filed {Number}	**	0	
	04B05	Agriculture and Farm Workers: Claims settled {Number}	**	0	
	04B06	Agriculture and Farm Workers: Prosecution cases Pending {Number}	**	0	
	04B07	Agriculture and Farm Workers: Prosecution cases filed {Number}	**	0	
	04B08	Agriculture and Farm Workers: Prosecution cases decided {Number}	**	0	
	04B10	Agriculture and Farm Workers: Others {Number}	**	0	
6	<u>Food security</u>				
	<u>Food security-Targeted Public Distribution system (APL+BPL+AAAY)</u>				
	05A02	Off take {Tonnes}	10,464	13,192	126
	<u>Food security-Targeted Public Distribution system (only AAAY)</u>				
	05B02	Off take {Tonnes}	2,196	2,530	115
	<u>Food Security - Targeted Public Distribution System (Only BPL)</u>				
	05D02	Off take {Tonnes}	5,028	5,674	113
7	<u>Rural Housing - Indira Awaas Yojana</u>				
	06A01	Houses constructed {Number}	419	54	13
8	<u>EWS/LIG Houses in Urban Areas</u>				
	06B01	Houses constructed {Number}	*	0	

DADRA AND NAGAR HAVELI

Sl. No.	Item Code	Item/Parameter Name {Units}	Target	Achievement	Percent Achievement
			April 2013-March 2014	April 2013-March 2014	
(1)	(2)	(3)	(4)	(5)	(5)/(4)
9	<u>Sanitation Programme in Rural Areas</u>				
	08D01	Individual Household latrines constructed {Number}	**	0	
10	<u>Institutional Delivery</u>				
	08E01	Delivery in institutions {Number}	**	7,481	
11	<u>Universalization of ICDS Scheme</u>				
	12A01	ICDS Blocks Operational (Cumulative) {Number}	2	2	100
12	<u>Functional Anganwadis</u>				
	12B01	Anganwadis Functional (Cumulative) {Number}	267	268	100
13	<u>No. of Urban poor families assisted under Seven Point Charter</u>				
	14A01	Poor Families assisted {Number}	*	0	
14	<u>Afforestation (Public and Forest Lands)</u>				
	15A01	Area Covered under Plantation {Hectares}	220	200	91
	15A02	Seedlings planted {Number}	1,43,000	3,33,000	233
15	<u>Energising pump sets</u>				
	18D01	Pumps sets energized {Number}	20	0	0
16	<u>Supply of Electricity</u>				
	18E02	Electricity supplied {Million Units}	5,390	5,388	100

Note:

* - Target Not Received.

** - Non-Targetable.

1 Very Good(90% or above of targets)

01E02, 05A02, 05B02, 05D02, 12A01, 12B01, 15A01, 15A02, 18E02

2 Poor(Below 80% of targets)

01B01, 06A01, 18D01

DAMAN AND DIU

Sl. No.	Item Code	Item/Parameter Name {Units}	Target	Achievement	Percent Achievement
			April 2013-March 2014	April 2013-March 2014	
(1)	(2)	(3)	(4)	(5)	(5)/(4)
1	<u>Employment generation under the NREG Scheme</u>				
	01A01	No. of job cards issued {Number}	**	0	
	01A02	Employment generated {Number}	**	0	
	01A03	Wages given {Rupees}	**	0	
2	<u>Swaranjayanti Gram Swarozgar Yojana / NRLM</u>				
	01B01	Individual Swarozgaris assisted {Number}	9	0	0
	01B02	Individual SC Swarozgaris assisted {Number}	**	0	
	01B03	Individual ST Swarozgaris assisted {Number}	**	2	
	01B04	Individual Women Swarozgaris assisted {Number}	**	2	
	01B05	Individual Disabled Swarozgaris assisted {Number}	**	0	
3	<u>Self Help Groups (SHG)</u>				
	01E01	Formed under SGSY {Number}	**	0	
	01E02	To whom income generating activities provided {Number}	16	0	0
4	<u>Distribution of waste land to the landless</u>				
	03E01	Total Land Distributed {Hectare}	**	0	
	03E02	Land Distributed to SC {Hectare}	**	0	
	03E03	Land Distributed to ST {Hectare}	**	0	
	03E04	Land Distributed to Others {Hectare}	**	0	
5	<u>Minimum Wages Enforcement (including Farm Labour)</u>				
	04B01	Agriculture and Farm Workers: Inspections made {Number}	**	0	
	04B02	Agriculture and Farm Workers: Irregularities detected {Number}	**	0	
	04B03	Agriculture and Farm Workers: Irregularities rectified {Number}	**	0	
	04B04	Agriculture and Farm Workers: Claims filed {Number}	**	0	
	04B05	Agriculture and Farm Workers: Claims settled {Number}	**	0	
	04B06	Agriculture and Farm Workers: Prosecution cases Pending {Number}	**	0	
	04B07	Agriculture and Farm Workers: Prosecution cases filed {Number}	**	0	
	04B08	Agriculture and Farm Workers: Prosecution cases decided {Number}	**	0	
	04B10	Agriculture and Farm Workers: Others {Number}	**	0	
6	<u>Food security</u>				
	<u>Food security-Targeted Public Distribution system (APL+BPL+AAAY)</u>				
	05A02	Off take {Tonnes}	5,652	725	13
	<u>Food security-Targeted Public Distribution system (only AAY)</u>				
	05B02	Off take {Tonnes}	636	101	16
	<u>Food Security - Targeted Public Distribution System (Only BPL)</u>				
	05D02	Off take {Tonnes}	1,044	268	26
7	<u>Rural Housing - Indira Awaas Yojana</u>				
	06A01	Houses constructed {Number}	162	6	4
8	<u>EWS/LIG Houses in Urban Areas</u>				
	06B01	Houses constructed {Number}	2	0	0

DAMAN AND DIU

Sl. No.	Item Code	Item/Parameter Name {Units}	Target	Achievement	Percent Achievement
			April 2013-March 2014	April 2013-March 2014	
(1)	(2)	(3)	(4)	(5)	(5)/(4)
9		<u>Sanitation Programme in Rural Areas</u>			
	08D01	Individual Household latrines constructed {Number}	**	0	
10		<u>Institutional Delivery</u>			
	08E01	Delivery in institutions {Number}	**	3,630	
11		<u>Universalization of ICDS Scheme</u>			
	12A01	ICDS Blocks Operational (Cumulative) {Number}	2	2	100
12		<u>Functional Anganwadis</u>			
	12B01	Anganwadis Functional (Cumulative) {Number}	104	102	98
13		<u>No. of Urban poor families assisted under Seven Point Charter</u>			
	14A01	Poor Families assisted {Number}	3	0	0
14		<u>Afforestation (Public and Forest Lands)</u>			
	15A01	Area Covered under Plantation {Hectares}	10	0	0
	15A02	Seedlings planted {Number}	7,000	39,240	561
15		<u>Energising pump sets</u>			
	18D01	Pumps sets energized {Number}	25	10	40
16		<u>Supply of Electricity</u>			
	18E02	Electricity supplied {Million Units}	2,252	2,252	100

Note:

** - Non-Targetable.

1 Very Good(90% or above of targets)

12A01, 12B01, 15A02, 18E02

2 Poor(Below 80% of targets)

01B01, 01E02, 05A02, 05B02, 05D02, 06A01, 06B01, 14A01, 15A01, 18D01

LAKSHADWEEP

Sl. No.	Item Code	Item/Parameter Name {Units}	Target	Achievement	Percent Achievement
			April 2013-March 2014	April 2013-March 2014	
(1)	(2)	(3)	(4)	(5)	(5)/(4)
1	<u>Employment generation under the NREG Scheme</u>				
	01A01	No. of job cards issued {Number}	**	138	
	01A02	Employment generated {Number}	**	24,426	
	01A03	Wages given {Rupees}	**	37,57,000	
2	<u>Swaranjayanti Gram Swarozgar Yojana / NRLM</u>				
	01B01	Individual Swarozgaris assisted {Number}	9	0	0
	01B02	Individual SC Swarozgaris assisted {Number}	**	0	
	01B03	Individual ST Swarozgaris assisted {Number}	**	0	
	01B04	Individual Women Swarozgaris assisted {Number}	**	0	
	01B05	Individual Disabled Swarozgaris assisted {Number}	**	0	
3	<u>Self Help Groups (SHG)</u>				
	01E01	Formed under SGSY {Number}	**	0	
	01E02	To whom income generating activities provided {Number}	16	0	0
4	<u>Distribution of waste land to the landless</u>				
	03E01	Total Land Distributed {Hectare}	**	0	
	03E02	Land Distributed to SC {Hectare}	**	0	
	03E03	Land Distributed to ST {Hectare}	**	0	
	03E04	Land Distributed to Others {Hectare}	**	0	
5	<u>Minimum Wages Enforcement (including Farm Labour)</u>				
	04B01	Agriculture and Farm Workers: Inspections made {Number}	**	0	
	04B02	Agriculture and Farm Workers: Irregularities detected {Number}	**	0	
	04B03	Agriculture and Farm Workers: Irregularities rectified {Number}	**	0	
	04B04	Agriculture and Farm Workers: Claims filed {Number}	**	0	
	04B05	Agriculture and Farm Workers: Claims settled {Number}	**	0	
	04B06	Agriculture and Farm Workers: Prosecution cases Pending {Number}	**	0	
	04B07	Agriculture and Farm Workers: Prosecution cases filed {Number}	**	0	
	04B08	Agriculture and Farm Workers: Prosecution cases decided {Number}	**	0	
	04B10	Agriculture and Farm Workers: Others {Number}	**	0	
6	<u>Food security</u>				
	<u>Food security-Targeted Public Distribution system (APL+BPL+AAAY)</u>				
	05A02	Off take {Tonnes}	4,620	3,090	67
	<u>Food security-Targeted Public Distribution system (only AAY)</u>				
	05B02	Off take {Tonnes}	504	0	0
	<u>Food Security - Targeted Public Distribution System (Only BPL)</u>				
	05D02	Off take {Tonnes}	756	770	102
7	<u>Rural Housing - Indira Awaas Yojana</u>				
	06A01	Houses constructed {Number}	188	81	43

LAKSHADWEEP

Sl. No.	Item Code	Item/Parameter Name {Units}	Target	Achievement	Percent Achievement
			April 2013-March 2014	April 2013-March 2014	
(1)	(2)	(3)	(4)	(5)	(5)/(4)
8		<u>Sanitation Programme in Rural Areas</u>			
	08D01	Individual Household latrines constructed {Number}	**	0	
9		<u>Institutional Delivery</u>			
	08E01	Delivery in institutions {Number}	**	671	
10		<u>Universalization of ICDS Scheme</u>			
	12A01	ICDS Blocks Operational (Cumulative) {Number}	9	9	100
11		<u>Functional Anganwadis</u>			
	12B01	Anganwadis Functional (Cumulative) {Number}	107	107	100
12		<u>Afforestation (Public and Forest Lands)</u>			
	15A01	Area Covered under Plantation {Hectares}	20	28	140
	15A02	Seedlings planted {Number}	13,000	21,341	164
13		<u>Supply of Electricity</u>			
	18E02	Electricity supplied {Million Units}	48	48	100

Note:

** - Non-Targetable.

1 Very Good(90% or above of targets)

05D02, 12A01, 12B01, 15A01, 15A02, 18E02

2 Poor(Below 80% of targets)

01B01, 01E02, 05A02, 05B02, 06A01

Twenty Point Programme – 2006

List of Twenty Points

1. Garibi Hatao [Poverty Eradication]
2. Jan Shakti [Power to People]
3. Kisan Mitra [Support to Farmers]
4. Shramik Kalyan [Labour Welfare]
5. Khadya Suraksha [Food Security]
6. Subke Liye Aawas [Housing for All]
7. Shudh Peya Jal [Clean Drinking Water]
8. Jan Jan Ka Swasthya [Health for All]
9. Sabke Liye Shiksha [Education for All]
10. Anusuchit Jaati, Jan Jaati, Alp-sankhyak evam Anya Pichhra Varg Kalyan [Welfare of Scheduled Castes, Scheduled Tribes, Minorities and OBCs]
11. Mahila Kalyan [Women Welfare]
12. Bal Kalyan [Child Welfare]
13. Yuva Vikas [Youth Development]
14. Basti Sudhar [Improvement of Slums]
15. Paryavaran Sanrakshan evam Van Vridhi [Environment Protection and Afforestation]
16. Samajik Suraksha [Social Security]
17. Grameen Sadak [Rural Roads]
18. Grameen Oorja [Energization of Rural Area]
19. Pichhara Kshetra Vikas [Development of Backward Areas]
20. e- Shasan [IT enabled e-Governance]

LIST OF ITEMS COVERED UNDER (TPP) - 2006

Point No.	Item No.	Name of the Points/Items
I.		Garibi Hatao [Poverty Eradication]
		Rural Areas
	1.	Employment generation under the <i>Mahatma Gandhi National Rural Employment Guarantee Act (MGNREGA)</i>
	2.	Swaranjayanti Gram Swarojgar Yojana (SGSY)
	3.	Rural Business Hubs in Partnership with Panchayats
	4.	Self Help Groups
		Urban Areas
	5.	Swaranjayanti Shehari Rojgar Yojana
II.		Jan Shakti (Power to People)
	6.	Local Self Government (Panchayati Raj and Urban Local Bodies) - Activity Mapping for devolution of functions - Budget Flow of Funds - Assignment of Functionaries
	7.	Quick and Inexpensive Justice – Gram Nyayalayas and Nyaya Panchayats.
	8.	District Planning Committees.
III.		Kisan Mitra [Support to Farmers]
	9.	Water shed development
	10.	Marketing and infrastructural support to farmers
	11.	Irrigation facilities (including minor and micro irrigation) for agriculture
	12.	Credit to farmers
	13.	Distribution of waste land to the landless
IV.		Shramik Kalyan [Labour Welfare]
	14.	Social Security for Agricultural and Unorganised Labour
	15.	Minimum Wages Enforcement (including Farm Labour)
	16.	Prevention of Child Labour
	17.	Welfare of Women Labour
V.		Khadya Suraksha [Food Security]
	18.	Food Security: (i) Targeted Public Distribution system, (ii) Antyodaya Anna Yojana, (iii) Establishing Grain banks in chronically food scarcity areas
VI.		Subke Liye Aawas [Housing for All]
	19	Rural Housing - Indira Awaas Yojana
	20.	EWS/LIG Houses in Urban Areas

Contd.....

Point No.	Item No.	Name of the Points/Items
VII.		Shudh Peya Jal [Clean Drinking Water]
	21.	Rural Areas. - National Rural Drinking Water Programme-(<i>NRDWP</i>)
	22.	Urban Areas: - Accelerated Urban Water Supply Programme
VIII.		Jan Jan Ka Swasthya [Health for All]
	23.	Control and prevention of major diseases: (a) HIV/AIDS (b) TB (c) Malaria (d) Leprosy (e) Blindness
	24.	National Rural Health Mission
	25.	Immunisation of Children
	26.	Sanitation Programme in - Rural Areas - Urban areas
	27.	Institutional Delivery
	28.	Prevention of Female Foeticide
	29.	Supplementary nutrition for Mothers and Children
	30.	Two Child norms
IX.		Sabke Liye Shiksha [Education for All]
	31.	Sarv Shiksha Abhiyan - Compulsory Elementary Education
	32.	Mid Day Meal Scheme
X.		Anusuchit Jaati, Jan Jaati, Alp-sankhyak evam Anya Pichhra Varg Kalyan [Welfare of Scheduled Castes, Scheduled Tribes, Minorities and OBCs]
	33.	SC Families assisted (a) SC families assisted under SCA to SCSP & NSFDC (b) SC students assisted under post matric scholarship
	34.	Rehabilitation of Scavengers
	35.	ST Families assisted
	36.	Rights of Forest dwellers – Owners of minor forest produce
	37.	Particularly Vulnerable Tribal Groups (PTGs)
	38.	No alienation of Tribal lands
	39.	Implementation of Panchayats (Extension to Scheduled Areas) Act [PESA]
	40.	Welfare of minorities
	41.	Professional education among all minority communities
	42.	Reservation of OBCs in - Education - Employment
XI.		Mahila Kalyan [Women Welfare]
	43.	Financial Assistance for Women Welfare
	44.	Improved participation of women in (a) Panchayats (b) Municipalities (c) State Legislatures (d) Parliament

Contd.....

Point No.	Item No.	Name of the Points/Items
XII.		n(Child Welfare)
	45.	Universalisation of ICDS Scheme
	46.	Functional Anganwadis
XIII.		[Youth Development]
	47.	Sports for all in Rural and Urban areas
	48.	Rashtriya Sadbhavana Yojana
	49.	National Service Scheme (NSS)
XIV.		Basti Sudhar [Improvement of Slums]
	50.	Number of Urban poor families assisted under seven point charter viz. land tenure, housing at affordable cost, water, sanitation, health, education, and social security.
XV.		Paryavaran Sanrakshan evam Van Vridhi [Environment Protection and Afforestation]
	51.	Afforestation (a) Area Covered under Plantation on - Public and Forest Lands <u>(b) Number of Seedlings planted on -Public and Forest Lands</u>
	52.	Prevention of pollution of Rivers and water bodies
	53.	Solid and liquid waste management in - Rural Areas - Urban Areas
XVI.		Samajik Suraksha [Social Security]
	54.	Rehabilitation of handicapped and orphans.
	55.	Welfare of the aged
XVII.		Grameen Sadak [Rural Roads]
	56.	Rural Roads - PMGSY
XVIII.		Grameen Oorja [Energization of Rural Area]
	57.	Bio-diesel Production
	58.	Rajiv Gandhi Grameen Vidyutikaran Yojana
	59.	Renewable Energy
	60.	Energising Pump sets
	61.	Supply of Electricity
	62.	Supply of Kerosene and LPG
XIX.		Pichhara Kshetra Vikas [Development of Backward Areas]
	63.	Backward Regions Grants Fund (<i>BRGF</i>)
XX.		e- Shasan [IT enabled e-Governance]
	64.	Central and State Governments
	65.	Panchayats and Municipalities

Twenty Point Programme – 2006

Monthly Monitored Items

1. Employment Generation under *Mahatma Gandhi National Rural Employment Guarantee Scheme (MGNREGA)*
2. Swaranjayanti Gram Swarojgar Yojana (SGSY)
3. ***Self help Groups:***
 - (i) Self help Groups formed under SGSY
 - (ii) SHGs to whom income generating activities provided under SGSY
4. Distribution of Waste land to landless
5. Minimum Wages Enforcement (including Farm Labour)
6. ***Food Security:***
 - (i) Targeted Public Distribution System (TPDS) for AAY, APL& BPL,
 - (ii) TPDS for Antyodaya Anna Yojana (AAY) only
 - (iii) TPDS for Below Poverty Line (BPL) only
7. Rural Housing for Indira Awaas Yojana (IAY)
8. EWS/LIG Houses in Urban Areas
9. ***Rural Areas-*** National Rural Drinking Water Programme- (NRDWP)
 - (i) Coverage of Habitations (Partially Covered & Slipped back)- (*NRDWP*)
 - (ii) Coverage of water quality affected habitations – (*NRDWP*)
10. Sanitation Programme in Rural Areas
11. Institutional Delivery
12. SC Families assisted
13. Universalisation of ICDS Scheme
14. Functional Anganwadis
15. Number of Urban Poor Families assisted under Seven Point Charter viz. land tenure, housing at affordable cost, water, sanitation, health, education, and social security.
16. ***Afforestation:***
 - (a) Area covered under Plantation on - Public and Forest Lands
 - (b) Number of Seedlings planted on -Public and Forest Lands
17. Rural Roads constructed under Prime Minister Grameen Sadak Yojana (PMGSY)
18. Village electrified under Rajiv Gandhi Grameen Vidyutikaran Yojana (RGGVY)
19. Energising Pump sets
20. Supply of Electricity

Annexure-4**STATUS OF RECEIPT OF TARGETS FOR MONTHLY MONITORED ITEMS UNDER TPP-2006**

Item No.	Name of the item	Parameter	Parameters/ indicators	Whether State-wise targets fixed by the concerned Administrative Ministries	Whether targets have been received	Nodal Ministry
1	Employment Generation under Mahatma Gandhi National Rural Employment Guarantee Scheme	-	(i) No. of job card issued (ii) Employment generated (iii) Wages given	Non-targetable indicator *	-	Ministry of Rural Development
2	Swaranjayanti Gram Swarojgar Yojana (SGSY)/NRLM	1	Individual Swarozgaries Assisted (i) Total (ii) SC (iii) ST (iv) Women (v) Disabled person	The scheme of SGSY has been subsumed in the new scheme of National Rural Livelihood Mission (NRLM). Ministry of Rural Development has not yet identified the parametrs to be monitored and the targets thereof.	No	-do-
3	Self Help Groups	2	SHGs under SGSY - SHG formed - SHG to whom income generating activities provided	Non-targetable indicator * Targets not fixed by Administrative Ministry. Previous year targets have been adopted	- No	-do- -do-
4	Distribution of Waste land to the landless	-	Waste Land distributed (i) Total (ii) SC (iii)ST (iv) Others	Non-targetable indicator *	-	-do-
5	Minimum Wages Enforcement (including Farm Labour)	-	(a)Agriculture and Farm workers (i) Inspections made (ii) Irregularities detected (iii) Irregularities rectified (iv) Claims filed (v) claims settled (vi) Prosecution cases pending (vii) Prosecution cases filed (viii) Prosecution cases decided (b) others	Non-targetable indicator *	-	Ministry of Labour & Employment

Item No.	Name of the item	Parameter	Parameters/ indicators	Whether State-wise targets fixed by the concerned Administrative Ministries	Whether targets have been received	Nodal Ministry
6	Food Security: (i) Targeted Public Distribution System (AAY+APL+BPL) (ii) Antyodaya Anna Yojana (AAY) (iii) Below Poverty Line (BPL)	3 4 5	Allocation of Food Grains to States/UTs Allocation of Food Grains to States/UTs Allocation of Food Grains to States/UTs	Targets fixed & received from Administrative Ministry -do- -do-	Yes Yes Yes	Ministry of Consumer Affairs, Food & Public Distribution -do- -do-
7	Rural Housing - Indira Awaas Yojana (IAY)	6	Houses constructed	Targets fixed & received from Administrative Ministry	Yes	Ministry of Rural Development
8	EWS/LIG Houses in Urban Areas	7	Houses constructed	Targets fixed and received from Administrative Ministry.	Yes	M/o Housing and Urban Poverty Alleviation
9	Rural Areas - National Rural Drinking Water Programme -(NRDWP)	8 9	(i) Coverage of Habitations (Partially Covered & Slipped back)- (NRDWP) (ii) Coverage of water quality affected habitations – (NRDWP)	Targets fixed & received from Administrative Ministry -do-	Yes Yes	Ministry of Drinking Water and Sanitation -do-
10.	Sanitation Programme in Rural Areas	-	Individual Household latrines constructed	Non-targetable indicator *	-	Ministry of Drinking Water and Sanitation
11.	Institutional Delivery	-	Delivery in Institutions	Non-targetable indicator *	-	Ministry of Health & Family Welfare
12.	SC Families Assisted	10	(i) SC Families assisted under SCA to SCSP & NSFDC (ii) SC Students assisted under Post Matric Scholarship	Targets fixed & received from Administrative Ministry -do-	Yes	M/o Social Justice and Empowerment
13.	Universalisation of ICDS Scheme	11	ICDS Blocks Operational (Cumulative)	Targets fixed & received from Administrative Ministry	Yes	Ministry of Women and Child Development

Item No.	Name of the item	Parameter	Parameters/ indicators	Whether State-wise targets fixed by the concerned Administrative Ministries	Whether targets have been received	Nodal Ministry
14.	Functional Anganwadis	12	Anganwadis Functional (cumulative)	Targets fixed & received from Administrative Ministry	Yes	Ministry of Women and Child Development
15.	Number of Urban poor families assisted under seven point charter viz. land tenure, housing at affordable cost, water, sanitation, health, education, and social security.	13	Poor Families assisted	Targets fixed and received from Administrative Ministry.	Yes	M/o Housing and Urban Poverty Alleviation
16	Afforestation: (a) Area Covered under Plantation on - Public and Forest Lands (b) Number of Seedlings planted on -Public and Forest Lands	14	(a) Area Covered under Plantation on - Public and Forest Lands	Targets fixed & received from Administrative Ministry	Yes	Ministry of Environment and Forest
		15	(b)Number of Seedlings	Targets fixed & received from Administrative Ministry	Yes	do
17.	Rural Roads – PMGSY	16	Length of Road constructed	Targets fixed & received from Administrative Ministry	Yes	Ministry of Rural Development
18.	Rajiv Gandhi Grameen Vidyutikaran Yojana (RGGVY)	17	Villages electrified	Targets fixed & received from Administrative Ministry	Yes	Ministry of Power
19.	Energising Pump sets	18	Pumpsets Energised	Administrative Ministry has suggested the States/UTs to fix their own targets.	Targets of 8 States have been received so far	-do-
20	Supply of Electricity	19	Electricity demanded	Targets fixed & received from Administrative Ministry	Yes	-do-

** The items where Administrative Ministries have not fixed State-wise targets are not monitored for performance analysis. These items are normally demand driven and are accordingly monitored for actual achievements only.*

Twenty Point Programme – 2006

Items/Parameters identified for appraisal

For the purpose of monthly appraisal, the performance of States under TPP-2006 is evaluated on the following 20 Parameters, contained in 15 Items and as per State/UT wise targets fixed by the Central Administrative Ministries.

Items	Para- meters	Description of Item
1	1	Total no. of Individual Swarozgaries assisted under SGSY
2	2	SHGs to whom income generating activities provided under SGSY
3	-	Food Security:
	3	(i) Targeted Public Distribution System (TPDS) for AAY, APL & BPL,
	4	(ii) TPDS for Antyodaya Anna Yojana (AAY) only
	5	(iii) TPDS for Below Poverty Line (BPL) only
4	6	Rural Housing under Indira Awaas Yojana (IAY)
5	7	EWS/LIG Houses in Urban Areas
6	-	Rural Areas: National Rural Drinking Water Programme -(NRDWP)
	8	(i) Coverage of Habitations (Partially Covered & Slipped back)- (NRDWP)
	9	(ii) Coverage of Water Quality Affected Habitations – (NRDWP)
7	-	SC Families assisted
	10	(i) SC families assisted under SCA to SCSP & NSFDC
	11	(ii) SC students assisted under post matric scholarship
8	12	Universalisation of ICDS Scheme
9	13	Functional Anganwadis
10.	14	Number of urban poor families assisted under Seven Point Charter viz. land tenure, housing at affordable cost, water, sanitation, health, education, and social security.
11	-	Afforestation:
	15	(i) Area covered under Plantation on- Public and Forest Lands
	16	(ii) Number of Seedlings planted on- Public and Forest Lands
12	17	Rural Roads constructed under Prime Minister Grameen Sadak Yojana (PMGSY)
13	18	Village electrified under Rajiv Gandhi Grameen Vidyutikaran Yojana (RGGVY)
14	19	Energising Pump sets and
15	20	Supply of Electricity

List of items where the concerned schemes are yet to be operationalised

(i) ***Quick and inexpensive justice–Gram Nyayalayas and Nyaya Panchayats¹***: Ministry of Panchayati Raj is consulting Central Ministries and States/UT Governments regarding draft bill on Nyaya Panchayats.

(ii) ***Sports for all in Rural and Urban Areas²***: The scheme titled “Nagar Palika Yuva Krida Aur Khel Abhiyan” for the development of sports infrastructure in urban areas is yet to be approved.

1. when operationalise it will be monitored under Point No. 2 *Jan Shakti (Power to People)* (Item 6)
2. when operationalise it will be monitored under Point No 13 *Yuva Vikas (Youth Development)* (Item 47)

ABBREVIATIONS USED

AAY	Antyodaya Anna Yojana
NRDWP	National Rural Drinking Water Programme
DDRS	Deen Dayal Rehabilitation Scheme
EWS	Economically Weaker Section
IAY	Indira Awaas Yojana
ICDS	Integrated Child Development Scheme
LIG	Low Income Group
MWE	Minimum Wages Enforcement
NC	Not Covered
NREGS	National Rural Employment Guarantee Scheme
PC	Partially Covered
PMGSY	Prime Minister Grameen Sadak Yojana
SC	Scheduled Caste
RGGVY	Rajiv Gandhi Grameen Vidyutikaran Yojana
SGRY	Sampoorna Grameen Rojgar yojana
SGSY	Swaranjayanati Gram Swarojgar Yojana
SHG	Self Help Groups
ST	Scheduled Tribe
TPDS	Targeted Public Distribution system