



**Government of India
Ministry of Statistics and Programme Implementation
National Statistical Office**

**Guidance on
Monitoring
Framework for SDGs
at Sub- National
Level**



March, 2022

Copyright @ Ministry of Statistics and Programme Implementation, 2022

www.mospi.gov.in



Government of India
Ministry of Statistics and Programme Implementation
National Statistical Office



Guidance on Monitoring Framework for SDGs at sub national level

March 2022



S. L. Menaria
Director General
Ministry of Statistics and
Programme Implementation
Government of India



सत्यमेव जयते



Foreword

The 2030 Agenda for Sustainable Development was launched in 2015 to end poverty and set the world on a path of peace, prosperity and opportunity for all on a healthy planet. Countries were expected to implement the SDGs at national level based on national priorities and needs. India has been playing a prominent role in defining the contours of the 2030 agenda and is committed to achieve these goals in a time bound manner. Government of India through Ministry of Statistics and Programme Implementation (MoSPI) developed a National Indicator Framework for SDGs to facilitate monitoring of SDGs at National Level.

The Government of India is committed to ensure “Sabka Saath, Sabka Vikas, Sabka Vishwas, Sabka Prayas” which is aligned with the spirit of the Sustainable Development Goals’ motto of “Leaving No One Behind”. India’s success in adopting, implementing and monitoring SDGs stands as a testimony to the principle of cooperative federalism. For effective monitoring of SDGs at sub-national level it is imperative to develop indicator framework at sub-national level. MoSPI is providing technical assistance to the States and Union Territories (UTs) in development of their own State Indicator Frameworks. The Ministry has developed Guidelines for State/UTs for development of SDG State Indicator Framework.

Government of India is celebrating ***Azadi Ka Amrit Mahotsav***, an initiative to celebrate and commemorate 75 years of independence and the glorious history of its people, culture and achievements. As a part of the celebrations, MoSPI is

releasing this publication titled “Guidance on Monitoring Framework on SDGs at sub national level”.

I congratulate the SSD team led by Ms. R. Savithri, Additional Director General and her team members for preparing this publication in a time bound manner. I would like to express my heartfelt compliments to Dr. Ashutosh Ojha, DDG, Dr. Sanjay, Director and colleagues of SDG unit for their scrupulous efforts for timely compilation and publication of the report.

I hope this publication would be useful for the planners and policy makers of the State/UT governments along with research workers, academicians and general public and would serve as a guiding tool for developing a robust indicator Framework for SDGs at sub-national level.



(S. L. Menaria)

New Delhi

March 31st, 2022

R. Savithri
Additional Director General
Ministry of Statistics and
Programme Implementation
Government of India



सत्यमेव जयते



Preface

The Sustainable Development Goals (SDGs) provide an international framework to move by 2030 towards more equitable, peaceful, resilient, and prosperous societies - while living within sustainable planetary boundaries. The world leader at 70th Session held in September 2015 adopted the document titled "Transforming our World: The 2030 Agenda for Sustainable Development" consisting of 17 Sustainable Development Goals and associated 169 targets.

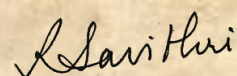
The Ministry of Statistics and Programme Implementation developed National Indicator Framework for SDGs for tracking the progress of SDGs at national level. The Ministry annually releases the progress reports on SDGs based on SDGs - NIF, which serve as a valuable tool for policy makers, planners, administrators, researchers and other stakeholders.

The Ministry is now releasing the publication "Guidance on Monitoring Framework for SDGs at sub national level" which besides providing guidance to States and UTs on developing the indicator framework, also includes best practices of some States and UTs for the others to emulate.

The officers of the SDG unit of Social Statistics Division made commendable and painstaking efforts in collecting relevant information from the respective States/UTs for publishing this report. I appreciate the efforts of team of SDG Unit lead by Dr. Ashutosh Ojha, Deputy Director General comprising of Dr. Sanjay

Kumar, Director; Shri Ashwani Kanaujia, Deputy Director and Ms. Aastha Gaur, Deputy Director and all other officers of the Division for working diligently in bringing out this report.

I look forward for further suggestions and feedback from various Central Ministries, researchers, policy makers and other stakeholders.



New Delhi
March 31st, 2022

(R. Savithri)

Dr. Ashutosh Ojha
Deputy Director General
Ministry of Statistics and
Programme Implementation
Government of India



सत्यमेव जयते



Acknowledgement

The United Nations General Assembly in its 70th session held in September 2015, adopted the Agenda 2030 for Sustainable Development which prescribes 17 Sustainable Development Goals (SDGs) and associated 169 targets. The SDGs are the blueprint for achieving a better and sustainable future for all. For monitoring of SDGs at global level, the United Nations, has developed the Global Indicator Framework (GIF) for SDGs. In sync with GIF, Ministry of Statistics and Programme Implementation developed National Indicator Framework (NIF) for SDGs to facilitate the monitoring of the progress of SDGs at national level. Further, in sync with NIF, States/UTs are in the process of developing sub-national level monitoring frameworks for SDGs taking into account their own priorities and needs.

This publication “Guidance on Monitoring Framework for SDGs at sub national level” is an attempt to provide updated and comprehensive guidelines to facilitate/ assist States/UTs in development of a sub-national level Monitoring Framework(s), especially for development of State Indicator Framework (SIF) and District Level Framework (DIF), in respective State/UTs.


We would like to use this opportunity to express our deepest gratitude to Shri S.L. Menaria, Director General, MoSPI for his inspirational leadership and genuine encouragement throughout which boosted our confidence to bring out the progress report in the present shape.

We would like to express our indebtedness and deep sense of gratitude to Ms. R. Savithri, Additional Director General, Social Statistics Division for her continuous support and guidance in preparation of the Report. She ensured her availability for discussion whenever the need arose and managed to fit these discussions in her busy schedule.

Dr. Sanjay Kumar, Director and Shri Ashwani Kanaujia, Deputy Director deserve special appreciation for preparing this publication after detailed discussion with the States/UTs. I also express my heartfelt thanks to Ms. Aastha Gaur, Deputy Director for providing her valuable suggestions at times. I also commend the supporting work done by Shri Anup Kumar, Senior Statistical Officer, Shri Sidhant Khanna, Junior Statistical Officer and Shri Amit Kumar, Junior Statistical Officer in preparing the Report.

I express my deepest gratitude for the officers of States/UTs Governments who provided the valuable and requisite information for bringing out this publication. Some of the materials/ inputs have been taken and referred while compiling this publication from the relevant publications of the Government of India and different publication of various agencies of United Nations. All such sources are sincerely acknowledged.

Finally, I wish that this report will be found useful to States/ UTs and other stakeholders while developing their monitoring frameworks at sub-national level. The suggestions and feedback from other stakeholders are most welcomed.



(Ashutosh Ojha)

New Delhi
March 31st, 2022

CONTENTS

<i>Foreword by Director General (Statistics), MoSPI</i>	<i>iv</i>
<i>Preface by Additional Director General (SSD), MoSPI</i>	<i>vi</i>
<i>Acknowledgement by Deputy Director General (SSD), MoSPI</i>	<i>viii</i>
<i>Officials Associated with the Report</i>	<i>xi</i>
<i>Abbreviations and Acronyms</i>	<i>xii</i>
<i>Chapter 1: Introduction</i>	<i>1</i>
<i>Chapter 2: Localization of SDGs Monitoring Framework</i>	<i>18</i>
<i>Chapter 3: Guidelines for Development of SDGs Sub-national Level Monitoring Framework</i>	<i>67</i>
<i>Chapter 4: Best Practices in SDG Monitoring by States/UTs</i>	<i>81</i>
<i>Annexure I: National Indicator Framework, Version 3.1</i>	<i>96</i>
<i>Annexure II: State wise details of Nodal Department and Nodal Officer(s) responsible for SDGs Monitoring</i>	<i>136</i>
<i>References</i>	<i>142</i>

List of officers associated with the Report

Smt. R. Savithri	<i>Additional Director General</i>
Dr. Ashutosh Ojha	<i>Deputy Director General</i>
Dr. Sanjay Kumar	<i>Director</i>
Shri Ashwani Kanaujia	<i>Deputy Director</i>
Ms. Aastha Gaur	<i>Deputy Director</i>
Shri Anup Prasad	<i>Senior Statistical Officer</i>
Shri Sidhant Khanna	<i>Junior Statistical Officer</i>
Shri Amit Kumar	<i>Junior Statistical Officer</i>

ABBREVIATIONS AND ACRONYMS

ACEO	: Additional Chief Executive Officer
APHRDI	: Andhra Pradesh Human Resource Development Institute
APSDPS	: Andhra Pradesh State Development Planning Society
APSIRD	: Andhra Pradesh State Institute of Panchayat Raj & Rural Development
BIF	: Block Indicator Framework
BLC	: Block Level Committee
CM	: Chief Minister
CMSGUY	: Chief Minister's Samagra Gram Unnayan Yojana
CPMU	: Central Plan Monitoring Unit
CPPGG	: Centre for Public Policy and Good Governance
CSO	: Civil Society Organisation
CSR	: Corporate Social Responsibility
CSS	: Centrally Sponsored Scheme
DBT	: Direct Benefits Transfer
DES	: Directorate of Economics and Statistics
DIF	: District Indicator Framework
DISA	: Department Information System Architecture
DPC	: District Planning Committee
DPR	: Detailed Project Report
DSC	: District SDG Committee
DTI	: District Training Institute
FY	: Financial Year
GAD	: General Administration Department
GDP	: Gross Domestic Product
GIF	: Global Indicator Framework
GIPARD	: Goa Institute of Public Administration and Rural Development
GIS	: Geographic Information System
GNCTD	: Government of National Capital Territory of Delhi
GP	: Gram Panchayat
GPDPs	: Gram Panchayat Development Plans
GSIDS	: Gujarat Social Infrastructure Development Society
G-SWIFT	: Gujarat State Wide Indicators Framework Tool
HDI	: Human Development Index
HIPA	: Himachal Pradesh Institute of Public Administration

HLMC	: High-Level Monitoring Committee
HLSC	: High Level Steering Committee
HPC	: High Powered Committee
IAEG-SDGs	: Inter Agency Expert Group on SDG Indicators
IFMS	: Integrated Financial Management System
IGPR & GVS	Indira Gandhi Panchayati Raj & Gramin Vikas Sansthan
INR	: Indian National Rupee
IT	: Information Technology
KILA	: Kerala Institute of Local Administration
KISS	: Kalinga Institute of Social Sciences
KRSRAC	: Karnataka State Remote Sensing Application Centre
LIFE	: Livelihood Inclusion and Financial Empowerment
MCD	: Municipal Corporation of Delhi
MIS	: Management Information system
MNREGA	: Mahatma Gandhi National Rural Employment Guarantee Act
MoPR	: Ministry of Panchayati Raj
MoSPI	: Ministry of Statistics and Programme Implementation
MPSIMS	: Maharashtra Plan Schemes Information Management System
NABARD	: National Bank for Agriculture and Rural Development
NCT	: National Capital Territory
NEC	: North Eastern Council
NIF	: National Indicator Framework
NITI Aayog	: National Institution for Transforming India
NLCPR	: Non-Lapsable Central Pool of Resources
NRLM	: National Rural Livelihood Mission
NURLM	: National Urban Livelihood Mission
OSD	: Officer on Special Duty
OSIF	: Odisha State Indicator Framework
PFR	: Plan, Finance & Resources Division
PLC	: Panchayat Level Committee
PMJAY	: Pradhan Mantri Jan Arogya Yojana
PMJDY	: Pradhan Mantri Jan Dhan Yojana
PMU	: Project Management Unit
PPMS	: Planning, Programme Monitoring and Statistics Department
PPP	: Public Private Partnership
PRI	: Panchayati Raj Institution

ROMS	: Real-time Outcome Monitoring System
SC	: Scheduled Caste
SDGs	: Sustainable Development Goals
SDGCC	: SDG Coordination Centre
SEC	: State Empowered Committee
SIF	: State Indicator Framework
SIRD	: State Institute of Rural Development
SJHIFM	: Swarna Jayanti Haryana Institute for Fiscal Management
SLIMC	: State Level Implementation and Monitoring Committee
SLSC	: State Level Steering Committee
SMG	: SDG Monitoring Group
TIF	: Taluka Indicator Framework
TSDPS	: Telangana State Development Planning Society
ULB(s)	: Urban Local Body(ies)
UN	: United Nations
UNDP	: United Nations Development Program
UNESCAP	: United Nations Economic and Social Commission for Asia Pacific
UNICEF	: United Nations International Children's Emergency Fund
UNSC	: United Nations Statistical Commission
UT	: Union Territory

1

Introduction

1.1 INTRODUCTION

The Sustainable Development Goals (SDGs) are the blueprint for achieving a better and sustainable future for all. The United Nations (UN) General Assembly in its 70th Session held on 25th September 2015, with the aim of taking forward the success of Millennium Development Goals, adopted the document titled "Transforming our World: The 2030 Agenda for Sustainable Development" consisting of 17 Sustainable Development Goals and associated 169 targets.

1.1.2 The SDGs are a comprehensive list of global goals integrating social, economic and environmental dimensions of development. Moreover, the SDGs are universal (for all nations – developed, developing and least developed), interconnected and indivisible and hence necessitate comprehensive and participatory approaches in bringing everybody together so that no one is left behind. Countries are primarily responsible for following up and reviewing the progress made in implementing the goals and targets at the national

level till 2030. The SDGs came into force from 1st January, 2016.

1.1.3 The Sustainable Development Goals provide an international framework to move by 2030 towards more equitable, peaceful, resilient, and prosperous societies - while living within sustainable planetary boundaries. The SDGs are not legally binding, but have become de-facto international obligations and have potential to reorient domestic spending priorities of the countries up till 2030. Countries are expected to take ownership and establish a national framework for achieving these goals. Implementation and success will depend on countries' own sustainable development policies, plans and programmes. The 2030 Agenda also underscored the fact that quality, reliable and disaggregated data would be needed for measurement of progress on the targets and for ensuring that "No One is Left Behind".

1.1.4 The Government of India is committed to ensure "*Sabka Saath, Sabka Vikas, Sabka Vishwas, Sabka Prayas*" which is aligned with the spirit of the Sustainable Development

Goals' motto of "Leaving No One Behind". In this endeavour the Ministry of Statistics and Programme Implementation (MoSPI) has developed a National Indicator Framework (NIF) for Sustainable Development Goals for facilitating the monitoring of SDGs at national level following due consultations with line Ministries/Departments, States/UTs, UN agencies, Research Institutions and various other stakeholders.

1.1.5 Any statement on the SDGs at the national level is incomplete without associated annotation on the status prevailing in the States. India has introduced several policy

improvements and process simplification over the years. While MoSPI has developed National Indicator Framework, it is also providing technical support to the States, in development of comprehensive and inclusive SDG Monitoring Framework at sub-national level. In this direction, the Ministry has developed and circulated guidelines for the States/UTs in July 2019 for development of State Indicator Framework (SIF) to track the progress on the SDGs.

1.2 SUSTAINABLE DEVELOPMENT GOALS

1.2.1 The 17 SDGs came into force with effect from 1st January, 2016 and these 17 SDGs are summarized below:

TABLE 1: SUSTAINABLE DEVELOPMENT GOALS		
SDGs	Goal	
SDG 1	End poverty in all its forms everywhere	No Poverty
SDG 2	End hunger, achieve food security and improved nutrition and promote sustainable agriculture	Zero Hunger

SDG 3	Ensure healthy lives and promote well-being for all at all ages	Good Health and Well-Being
SDG 4	Ensure inclusive and equitable quality education and promote lifelong learning opportunities for all	Quality Education
SDG 5	Achieve gender equality and empower all women and girls	Gender Equality
SDG 6	Ensure availability and sustainable management of water and sanitation for all	Clean Water and Sanitation
SDG 7	Ensure access to affordable, reliable, sustainable and modern energy for all	Affordable and Clean Energy
SDG 8	Promote sustained, inclusive and sustainable economic growth, full and productive employment and decent work for all	Decent Work and Economic Growth
SDG 9	Build resilient infrastructure, promote inclusive and sustainable and foster innovation	Industry, Innovation and Infrastructure
SDG 10	Reduce inequality within and among countries	Reduced Inequalities
SDG 11	Make cities and human settlements inclusive, safe, resilient and sustainable	Sustainable Cities and Communities
SDG 12	Ensure sustainable consumption and production patterns	Responsible Consumption and Production
SDG 13	Take urgent action to combat climate change and its impacts	Climate Action
SDG 14	Conserve and sustainably use the oceans, seas and marine resources for sustainable development	Life Below Water

SDG 15	Protect, restore and promote sustainable use of terrestrial ecosystems, sustainably manage forests, combat desertification, and halt and reverse land degradation and halt biodiversity loss	Life on Land
SDG 16	Promote peaceful and inclusive societies for sustainable development, provide access to justice for all and build effective, accountable and inclusive institutions at all levels	Peace, Justice and Strong Institutions
SDG 17	Strengthen the means of implementation and revitalize the Global Partnership for Sustainable Development	Partnerships for the Goals

1.2.2 The SDGs seek to address not only the root causes of poverty but also the universal need for development to provide a life of dignity to all and are the most comprehensive list of global goals integrating the social, economic and environmental dimensions of development. Countries have the primary responsibility for follow-up and review, at the national, sub national and lower administrative levels with regard to the progress made in implementing the goals and targets till 2030. Implementation of SDGs and their success will rely on countries own sustainable development policies, plans and

programmes. In addition, given the complexity of the SDGs, there is an unprecedented demand for data at the national and sub-national level.

1.2.3 The United Nations Statistical Commission (UNSC) in March 2015, created the Inter-agency and Expert Group on SDG Indicators (IAEG-SDGs), composed of Member States and including regional and international agencies as observers with a task to develop and implement the Global Indicator Framework (GIF) for monitoring the Goals and targets of the 2030 Agenda. India represented South Asia in the IAEG-SDGs during 2015-

2019 and is again representing for the period 2021-23. The GIF was developed by the IAEG-SDGs and agreed upon, by United Nations Statistical Commission in March 2017 which was subsequently adopted by the UN General Assembly in July 2017.

1.2.4 Initially, a total of 244 indicators were identified in the GIF for monitoring the progress of SDGs and associated targets out of which some indicators were repeated

under two or three different targets making the distinct global indicators as 232. The GIF was comprehensively reviewed by IAEG-SDGs in 2020, following detailed discussions with various stakeholders and accordingly the GIF was revised and refined. At present, the GIF includes 247 indicators, with 231 distinct indicators. The Goal-wise distribution of SDG targets and indicators in GIF is given in Table 2.

TABLE 2: THE GOAL-WISE DISTRIBUTION OF SDG TARGETS AND INDICATORS OF GIF

SDGs	SDG Targets	Indicators in GIF
SDG 1: No Poverty	7	13
SDG 2: Zero Hunger	8	14
SDG 3: Good Health and Well-Being	13	28
SDG 4: Quality Education	10	12
SDG 5: Gender Equality	9	14
SDG 6: Clean Water and Sanitation	8	11
SDG 7: Affordable and Clean Energy	5	6
SDG 8: Decent Work and Economic Growth	12	16
SDG 9: Industry, Innovation and Infrastructure	8	12
SDG 10: Reduced Inequalities	10	14
SDG 11: Sustainable Cities and Communities	10	14
SDG 12: Responsible Consumption and Production	11	13

SDG 13: Climate Action	5	8
SDG 14: Life Below Water	10	10
SDG 15: Life on Land	12	14
SDG 16: Peace, Justice and Strong Institutions	12	24
SDG 17: Partnership for the Goals	19	24
Total Number of Indicators	169	247

1.3 INSTITUTIONAL ARRANGEMENTS FOR SDGs MONITORING AND IMPLEMENTATION IN INDIA

1.3.1 Government of India is committed to achieve SDGs in a time bound manner and has played a leading role in defining the contours of the 2030 agenda.

1.3.2 Ministry of Statistics and Programme Implementation is responsible for the development of the National Indicator Framework for tracking the progress of the SDGs and associated targets at national level. The National Indicator Framework for SDGs has been developed by MoSPI, in sync with the Global Indicator Framework, after following due consultative process. MoSPI periodically reviews and refines the NIF in consultation with relevant stakeholders. It is also

making efforts to ensure that State Governments and UT Administrations have guidance and capacities to monitor the SDGs at the state and lower levels.

1.3.3 National Institution for Transforming India (NITI Aayog) is the nodal institution to coordinate all the SDG efforts at the national and sub-national levels and has the responsibility to align/map central government sponsored schemes/programs to SDGs. NITI Aayog is facilitating and coordinating the implementation of SDGs in the country and also undertaking comparative analysis of SDG achievement in the States and UTs. NITI Aayog is also working with States/UTs on localization of SDGs.

1.3.4 The third major stakeholders of SDGs in Central

Governments are the concerned Line Ministries and Departments, which are responsible for actual implementation of SDGs. These Line Ministries/ Departments are providing data to MoSPI on SDG indicators. At National Level, more than 25 data source Ministries are involved in the process of providing data on SDGs and MoSPI coordinates with these line Ministries/Departments for collecting data on SDG indicators.

1.3.5 The Ministry of External Affairs plays a supporting and coordinating role in international negotiations as far as SDG is concerned.

1.4 DEVELOPMENT AND REFINEMENT OF NATIONAL INDICATOR FRAMEWORK

1.4.1 MoSPI, in September 2016 developed a consolidated list of possible national indicators based on the available information. A National Consultation Workshop was held with the Central Ministries/Departments and State Governments in September 2016 to

discuss the proposed indicators. The Ministries/ Departments were requested to examine their programmes and schemes to align with the SDG targets and to define/identify suitable indicators for monitoring the SDG targets. Based on the inputs received from the Ministries / Departments, a draft NIF was prepared and also uploaded on the Ministry's website for comments of various stakeholders including public at large. The draft NIF was finalized after taking all the comments received. Thus, the NIF was developed following a rigorous consultative process with all the stakeholders.

1.4.2 The NIF is evolutionary in nature and requires revision/refinement from time to time owing to the revision of GIF and data availability on SDG indicators at national level. Therefore, Government has constituted a High-Level Steering Committee (HLSC) for SDGs under the chairmanship of Chief Statistician of India (CSI) & Secretary, MoSPI with members


from NITI Aayog, Ministry of Home Affairs, Ministry of Health and Family Welfare, Ministry of Environment, Forest and Climate Change, Department of Finance and MoSPI to periodically review and refine the NIF.

1.4.3 The present SDG-NIF (version 3.1) comprises of 295 indicators under different SDG targets and goals. The NIF version 3.1 may be seen at Annexure-I.

1.5. SALIENT FEATURES OF NIF

1.5.1 The national acceptability and statistical robustness were the most important criteria used in deciding the SDG indicators. The other criterion adopted for National Indicator Framework are relevancy to the targets; covering all components of the targets; consent/ownership of the concerned Ministries; data source and periodicity of data; frequency of data; and the availability of data.

1.5.2 Data source and periodicity have also been included in the NIF for each indicator. The level of data disaggregation is to be decided by the concerned data source Ministry/Department.



1.5.3 In the latest NIF (version 3.1), nearly 78 per cent indicators are sourced from administrative records, 21 per cent indicators are sourced from surveys and rest from Census.

1.5.4 The Goal-wise distribution of indicators in NIF (version 3.1) is given in Table 3.

TABLE 3: GOAL-WISE DISTRIBUTION OF INDICATORS IN NIF (VERSION 3.1)	
SDGs	Number of Indicators
SDG 1: No Poverty	17
SDG 2: Zero Hunger	18
SDG 3: Good Health and Well-Being	41
SDG 4: Quality Education	19
SDG 5: Gender Equality	29
SDG 6: Clean Water and Sanitation	16
SDG 7: Affordable and Clean Energy	5
SDG 8: Decent Work and Economic Growth	26
SDG 9: Industry, Innovation and Infrastructure	17
SDG 10: Reduced Inequalities	11
SDG 11: Sustainable Cities and Communities	14
SDG 12: Responsible Consumption and Production	15
SDG 13: Climate Action	6
SDG 14: Life Below Water	11
SDG 15: Life on Land	16
SDG 16: Peace, Justice and Strong Institutions	21
SDG 17: Partnership for the Goals	13
Total Number of Indicators	295

1.6 IDENTIFICATION OF MILESTONES FOR SDG INDICATORS

1.6.1 The milestones for SDGs have been set for 2030. However, to ensure effective monitoring,

milestones needs to be fixed for the interim years as well. MoSPI has initiated effective steps to identify the milestones for all the national SDG indicators. The concerned subject matter Ministries/

Departments responsible for implementation of respective SDGs are setting milestones for the SDG national indicators so as to monitor the progress made toward achieving the SDGs. For several SDG indicators, the milestones have been indicated in the global SDG targets whereas for remaining indicators the milestones need to be decided by the respective countries. Broadly, following principles are being followed while setting the milestones:

- Milestones implicitly or explicitly associated with SDG targets may be adopted;
- Policy decisions of Government may be aligned with the milestones;
- Targets/objectives/Intent of the Scheme or Mission may be considered for setting milestones;
- Milestones may be aligned with International commitment, if any.

1.7 CAPACITY BUILDING AND CREATING AWARENESS ON SDGs

1.7.1 The Ministry is regularly providing technical assistance to Central Ministries and States/UTs on

the SDGs monitoring related matters in the form of meetings, workshops, conferences etc. MoSPI has organized the following training/events during recent past:

- Five regional workshops were conducted by MoSPI during year 2018-19 covering all States/UT's in collaboration with UNICEF to sensitize States about SDGs, development of State Monitoring Framework and building Capacity of State Statistical Personnel.
- Training of Trainers workshops on SDG monitoring for all States and UTs were conducted during December 2018 and March 2019.
- Theme of Statistics Day during June, 2019 was kept as Sustainable Development Goals.
- The Annual Conference of Central and State Statistical Organizations (COCSSO) was conducted by MoSPI with central theme as SDGs during 11-12 November 2019 at Kolkata wherein all the States/UTs participated and detailed deliberations were made on development of SIF. The States/UTs were provided

technical support for development of State/District Indicator Framework on SDG for monitoring of SDGs at State and sub-state level.

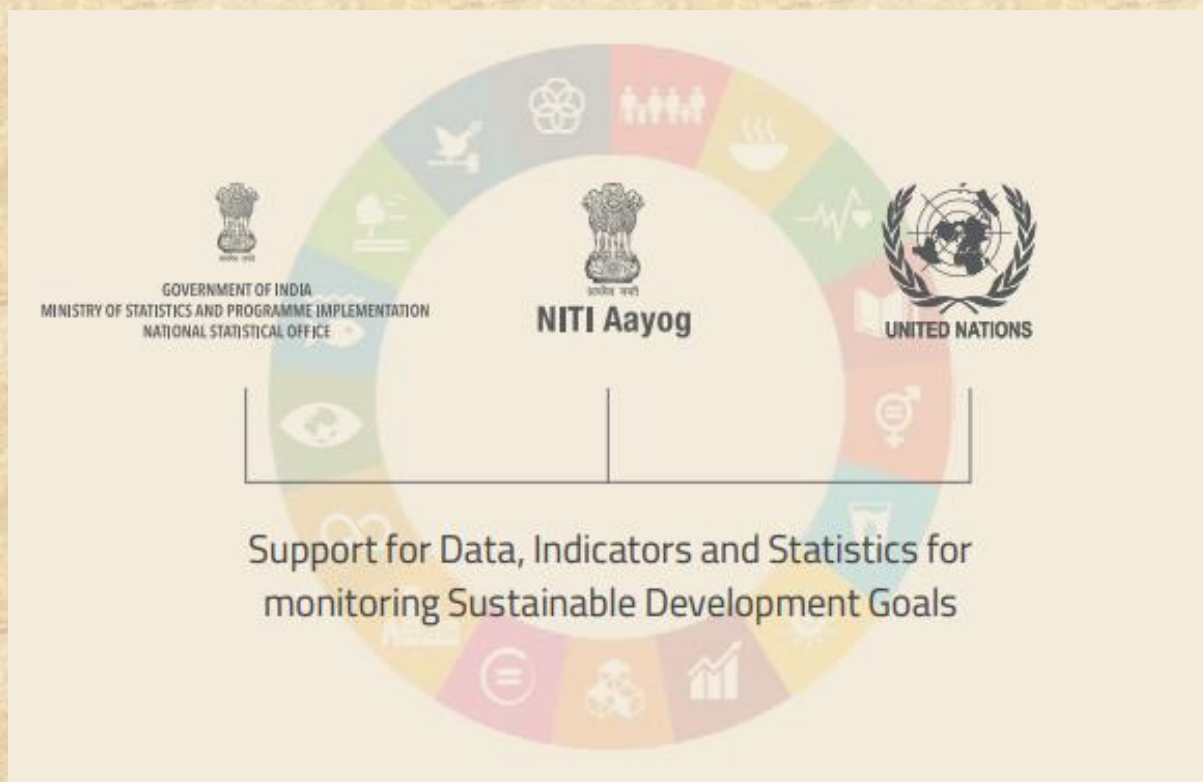
- Theme of Statistics Day June, 2020 was kept as SDG 3 (Good Health and well-being) and SDG 5 (Gender Equality)
- To review the progress and challenges in development of State Indicator Framework in different States/UTs, MoSPI organized a series of virtual Workshops with all the States/UTs during November-December 2020.
- Theme of Statistics Day during June, 2021 was kept as SDG 2 (Zero Hunger).

1.7.2 Many of the SDG targets require active participation of the people, for which awareness on SDGs is critical. To create awareness on SDGs, MoSPI has developed documentary film on SDGs.



MoSPI has developed documentary film on SDGs in Hindi and got it dubbed into the following 16 languages

1. Assamese
2. Bengali
3. Gujarati
4. Kannada
5. Malayalam
6. Marathi,
7. Manipuri
8. Oriya
9. Punjabi
10. Tamil
11. Telugu
12. Urdu
13. Nepali
14. Kashmiri
15. Konkani
16. English



1.7.3 Role of development partners in SDGs monitoring and their implementation is very important. In this endeavour, MoSPI and NITI Aayog have entered into a tripartite Memorandum of Understanding with United Nations through United Nations Resident Coordinator office to collaborate on issues related to support for statistical monitoring of Goals and Targets of SDGs, including the use of new technologies and capacity development to track SDG related outcomes. In pursuance of the provision of MoU, MoSPI has set up a Data for Development Coordination Forum (DDCF) on SDGs

for developing the data plan, assisting in the development of a sound measurement, improving the indicator framework after a thorough review with all stakeholders etc. The Forum is co-chaired by Director General (Statistics), MoSPI and UN Resident Coordinator.

1.8 EFFORTS TO MONITOR SDGs IN INDIA

1.8.1 India is committed for implementation of SDGs based on its priorities and needs. The SDG monitoring in India is mainly done

through SDG NIF Baseline and Progress Reports, India SDG Dashboard, SDG India Index and Sub-National Level Monitoring Frameworks.

track the progress towards SDG targets at national level.



1.9 SDG NIF BASELINE AND PROGRESS REPORTS

1.9.1 MoSPI released the first Sustainable Development Goals National Indicator Framework Baseline Report in 2015-16. The Report contains Data Snapshot, metadata, definitions, computation formulae, data including sources, unit of measurement and periodicity. This report provides a benchmark to

1.9.2 Based on the latest NIF, MoSPI releases annual progress reports on SDGs. The latest NIF (Sustainable Development Goals-National Indicator Framework (version 3.1)) and the Annual Progress Report on SDGs, namely, Sustainable Development Goals – National Indicator Framework Annual Progress Report (version 3.1) have been released on 29th June, 2021 on the occasion of National Statistics Day to

facilitate monitoring of the progress of SDGs-NIF till date. The Report has been prepared after taking data and inputs from all the data source Ministries/Departments.

1.9.3 Some of the recent releases of MoSPI based on SDG- National Indicator Framework are shown at previous page.


1.9.4 These reports are available on the official website of the MoSPI (www.mospi.gov.in).

1.10.1 MoSPI, in collaboration with the office of United Nations Resident Coordinator (UNRC), India has developed a dashboard for SDGs in India, namely, India SDG Dashboard. It has been provisioned to visualize data from national level up to district level for NIF (<http://www.sdgindia2030.mospi.gov.in/>). It helps in statistical monitoring of SDGs and associated targets with greater outreach and better visualization of data on SDGs NIF. MoSPI periodically updates the



1.10. DASHBOARD ON SDGs NATIONAL INDICATOR FRAMEWORK (INDIA SDG DASHBOARD)

Dashboard based on the data included in the Annual Progress Reports on SDG-NIF.



- To promote healthy competition among the States/ UTs in their journey towards achieving the Global Goals.
- To support the States/UTs in identifying areas which demand more attention.
- To enable the States/UTs to learn from the good practices of their peers.
- To highlight data gaps in the statistical system of the States/UTs and identify the sectors in which robust and more frequent data need to be collected.

1.11. SDG INDIA INDEX

1.11.1 NTI Aayog has brought out SDG Indices for India and States during 2018, 2019 and 2021. The SDG India Index comprehensively measures the progress made by India's States and Union Territories towards achieving the 2030 SDG targets.

1.11.2 The main objectives of SDG India Index are:

- To rank the performance of States/UTs based on their achievements across SDGs.

1.11.3 It also provides an aggregate assessment of the performance of all the States and UTs to the leadership and policy makers, to evaluate their performance on SDG Goals and associated targets. The index gives a comparative position of States on selected performance indicators and assists State Governments and UT Administrations in evolving targeted policy interventions.

1.11.4 Details of these indices may be seen at the official website of NITI Aayog.

1.12. SUB-NATIONAL LEVEL MONITORING FRAMEWORKS

1.12.1 At sub-national level, the States/UTs have a vital role in monitoring the progress towards SDGs and associated targets. MoSPI and NITI Aayog are closely working

with States/UTs for localisation of SDGs and providing technical assistance in preparation of State Indicator Framework and District Indicator Frameworks for monitoring of SDGs at sub-national level.

1.12.2 Majority of the States/UTs have developed their SIF and almost all the State/UTs have prepared their Vision Documents and Action Plans to guide their efforts on the SDGs. States/UTs have mapped the Departments & schemes to SDGs and targets and majority of them have aligned their State budgets with the SDGs.

1.13. ABOUT THIS PUBLICATION

1.13.1 Government of India is celebrating "Azadi Ka Amrit Mahotsav" to commemorate the 75th Anniversary of India's Independence. As a part of celebrations of 'Azadi ka Amrit Mahotsav', MoSPI is bringing out this publication **"Guidance on Monitoring Framework on SDGs at sub national level"** which inter alia includes the Guidelines for Development of SDGs State Indicator Framework (SIF), 2022. The publication will facilitate and assist State Governments in the development and refinement of the sub-national level monitoring framework by providing comprehensive guidance. The updated information received from States/UTs regarding development of sub-national level monitoring framework for monitoring the progress of Sustainable Development Goals at sub-national level has been presented in the subsequent chapters. The report also provides the challenges being faced by States/UTs in monitoring of SDGs at sub-national level along with the best practices being followed in the States/UTs for SDG monitoring.

2

Localisation of SDGs Monitoring Framework

2.1 BACKGROUND

2.1.1 India stands as one of the most diverse countries in the world, a subcontinent that is home to one-sixth of mankind. The wide diversity creates many opportunities and challenges as well.

2.1.2 The Government of India is committed to ensure inclusive development. There is a convergence of India's national development plans and agenda of 'Sabka Saath, Sabka Vikas, Sabka Vishwas and Sabka Prayaas' with the SDGs which has the core theme of *Leaving No One Behind*. Progress at sub-national level holds the key to India's quest for sustainable development. India's States and Union Territories, have been given their constitutionally mandated role in implementing schemes and programmes, are the true drivers in achievement of SDGs.

2.1.3 It is only through concerted efforts at sub-national level, the progress in SDGs can be made in letter and spirit. This will ensure the on-the-ground achievement of the

SDGs, with a focus on those furthest behind.

2.2 What does "localizing the SDGs" mean?

"Localizing" is the process of taking into account subnational contexts in the achievement of the 2030 Agenda, from the setting of goals and targets, to determining the means of implementation and using indicators to measure and monitor progress.

Localization relates both to how local and regional governments can support the achievement of the SDGs through action from the bottom up and to how the SDGs can provide a framework for local development policy.¹

1 UN Habitat Report and Global Task Force, 2016: Roadmap for Localising the SDGs: Implementation and Monitoring at Sub-national Level

2.2.1 Localisation of SDGs is one of the core themes of the Agenda 2030 as the achievement of SDGs depend on effective implementation of SDGs into regions and sub-regions. Many of the SDG targets directly relates to the responsibilities of local and regional governments.

2.2.2 The importance of subnational data in assessing and reviewing results of national plans can't be undermined. The statistical authorities at various administrative levels are encouraged to synchronise the data collection efforts keeping the available data in view and engage themselves in the ongoing data collection efforts of Central Government. This will ensure the successful implementation and monitoring of the SDGs at local level.

2.2.3 The Government of India is committed to the implementation of 2030 Agenda, including the SDGs. Since 2016, the Government has clearly identified and empowered its entities and institutions to move ahead on the SDGs. As per the Constitution, India is a Union of States with functional

responsibilities demarcated between the Union and States as identified in the Seventh Schedule of the Constitution through three lists, namely, Union List, State list and Concurrent List. There is a three-tier local governance structure at the sub-state level as well. Planning, implementation and monitoring of most of the functions related to SDGs are within the mandate of State governments and local governments. Localisation of SDGs is the responsibility of all the three levels of government.


2.2.4 At the Central level, besides MoSPI which is providing technical guidance to the States and UTs in preparing indicator framework at sub-national level, NITI Aayog and Ministry of Panchayati Raj (MoPR) are also involved in SDG Localisation.

NITI Aayog has released a publication entitled “Localizing SDGs, Early Lessons from India” in 2019 which presents the journey of India and the lessons learned from the varied experience of different States and UTs in localising the SDGs

2.2.5 The States/UTs are at different levels of framing institutions and instruments for SDG implementation and monitoring. A brief status based on the information provided by the States/UTs, information available with MoSPI and information available on the website of States/UTs has been given in the next section.

MoPR has released Report on “Localization of Sustainable Development Goals (SDGs) through Panchayati Raj Institutions”, which may serve as a roadmap for taking the benefits of development to the last person in the society.

1. Andhra Pradesh



The state of Andhra Pradesh has adopted all the 17 SDGs. Andhra Pradesh has followed a step-by-step process of adopting SDGs at state level which includes goal setting, target prioritization, indicator selection, scheme analysis and developing a monitoring system.

The Planning Department is the nodal department for monitoring and implementation of SDGs in the State. It also acts as a coordinating entity within the state government by engaging with other line departments on the issues pertaining to SDG and its target setting while coordinating with the Ministries / Institutes at Central level.

Recently orders have been issued by the State government to effectively map the schemes, localize SDGs, drill down targets, monitor the progress through portal and institutionalize capacity building activities of officers/staff at all levels, including Secretaries/ HoDs/ District Collectors/ JCs and other officers through the state institutes of AP HRD and AP SIRD.

The Planning Department in consultation with the line departments is developing Standard Operating Procedures (SoPs) as a set of activities for each of the indicator that push up the SDG performance. Further, the SoPs would consist of schemes/programmes mapped to the SDG and the corresponding targets would be disaggregated and implemented at the Village/Ward level, leading to localization of SDGs.

The Directorate of Economics and Statistics (DES), under the Planning Department works as statistical arm of the state government and is responsible for collecting data on SDG indicators. The DES would also

be responsible for rolling out the Standard Operating Procedures developed for the indicators.

The State of Andhra Pradesh has developed the State Indicator Framework for monitoring SDGs at state and sub-state level.

A total of 475 indicators have been identified in the SIF for the year 2020-21.

Andhra Pradesh has released the SDG Progress Baseline Report for the year 2015-16 and Annual Status Report for the year 2019-20

The District Indicator Frameworks have been prepared for all 13 Districts of Andhra Pradesh.

The State has also developed the State SDG Dashboard for facilitating the monitoring of SDGs in the state. The Directorate of Economics and Statistics (DES), with the assistance of the AP State Development Planning Society (APSDPS), is responsible for maintaining the portal and generating reports for reviews by Secretaries/ HoDs/ District Collectors.

2. Andaman & Nicobar Islands



The Union Territory of Andaman & Nicobar Island recognises the role of SDGs and has taken concerted efforts in aligning its development agenda with SDGs.

The UT has prepared a 7-Year Strategy & 3-Year Action Plan harmonizing with SDGs after detailed discussion with the line Departments of the UT Government.

It has also mapped all the schemes and programmes with the SDGs. Further, each SDG has been assigned to the concerned line Department.

The Planning Department of the UT is responsible for overseeing the implementation of SDGs.

The Union Territory has prepared the State Indicator Framework for SDGs to monitor the SDGs at UT and sub-UT level.

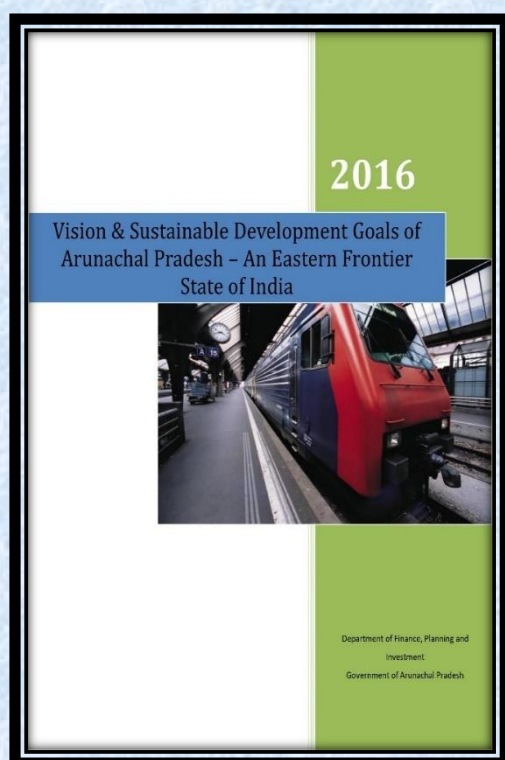
During January, 2022, the UT has released progress report of SDG SIF 2019-20 consisting of 15 Goals, 87 targets and 231 indicators.

The Progress report of SDG SIF 2020-21 is under finalization.

Considering the importance of SDG dashboard in monitoring SDGs, the IT Department of UT Administration has been entrusted to develop separate dashboard for monitoring of SDG SIF with “Public-view Option” initially with base year data 2018-19, metadata etc.

Also, *the DIF, in line with the SIF, is under development.*

3. Arunachal Pradesh



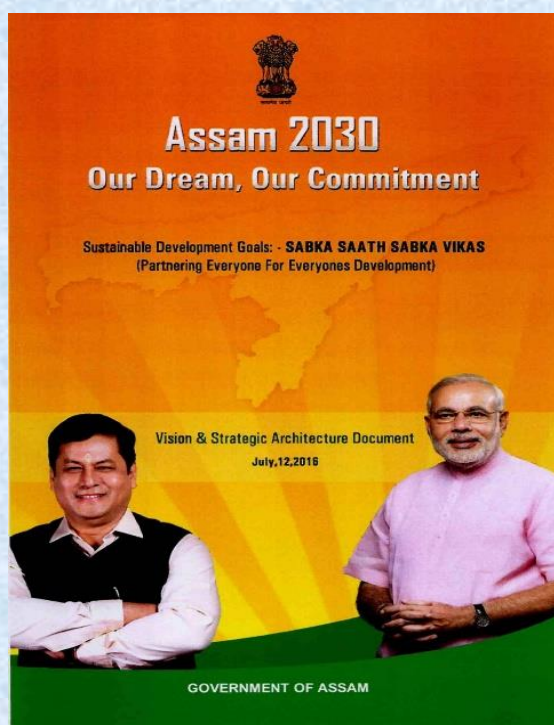
Further, the state has undertaken mapping of state departments/agencies and development programs/schemes implemented in Arunachal Pradesh according to SDGs and related targets.

The State has prepared the State Indicator Framework (SIF) and a total of 145 indicators have been identified tentatively for monitoring of SDGs at State level

Arunachal Pradesh appreciates the importance and role of the State in achievement of SDGs. It endeavours to align its schemes and programmes with SDGs.

The Planning & Investment Division of Finance, Planning & Investment Department is the nodal department for implementation and monitoring of SDG in the state. Secretary (Planning & Investment) is the state nodal officer.

4. Assam



The Government of Assam, mirroring the commitment of central government, strived to take forward the SDGs in Assam.

The Government of Assam launched “Assam 2030 Initiative” on 1st January 2016 towards achieving the SDGs.

Under the guidelines structured in the vision document called, ‘Assam 2030: Our Dream, Our Commitment’, a strategy was created to start the process of inducting SDGs into the

policy planning processes of the Government of Assam.

The Transformation and Development Department is the nodal department responsible for formulating strategies for attainment of SDGs in the state. A Centre for Sustainable Development Goals is functioning as Knowledge Hub in the Assam Administrative Staff College, Guwahati since 2016.

District Level Institutional Structure has been set up namely District Level SDGs Committee with Deputy Commissioner as Chairperson and Public representatives, Government officers, PRIs, ULBs, CSOs, Private Sector, Academic Institutions, Youth, Women Organisations as members.

The sub District level Structure for SDGs for plain districts in general areas is as follows:

- Block Level Committee (BLC),
- Panchayat Level Committee (PLC)
- ULB SDG Committee for each ULB

Sixth Schedule Council Areas, on almost similar pattern for Council, Block, VDC/VCDC and ULB level SDG Committees, are proposed to be set up.

The State Government of Assam has developed an SIF with 300 indicators.

The SIF has been developed in sync with the NIF of MoSPI. It has also taken into consideration, the indicators set of Aspirational Districts, Assam Agenda: 2030 and child centric Global indicators relevant to Assam.


While finalising the SIF, inputs and feedbacks of domain experts, Line

Departments and other stakeholders have also been taken into account.

Government of Assam has approved 110 indicators in the District Indicator Framework.

DIF has been developed on the basis of SIF and includes all relevant Aspirational Districts Programme indicators for the state. A few additional indicators not covered under Aspirational district programmes but relevant for Assam have also been included.

5. Bihar



Bihar SDG Vision Document enshrines the SDG vision of the State in the framework of the national vision.

Mapping of nodal departments, schemes goal/target wise has been completed.

SDGs emphasise that economic, social and environmental issues need serious efforts at integration. These goals can be achieved, nationally and globally, only when they are implemented at the local level.

In the state of Bihar, Department of Planning & Development is the nodal department for coordinating SDGs related work. Department of Planning & Development is entrusted with the task for preparing VISION and STRATEGY Document and overall implementation of SDGs in the state.

The Government of Bihar is implementing a number of programmes in a convergent manner addressing all SDGs.

The State has adopted the policy of "Growth with Justice". The State has Launched schemes of inclusive nature and has significantly reduced regional imbalances and achieved rapid progress in various sectors with focus on good governance and improved transparency.

An umbrella programme titled ***Mukhyamantri 7 Nischay Yojana*** addresses challenges in multiple sectors following an inter-sectoral approach.


The state is in process of finalising SDG District Indicator Framework.

In order to ensure effective monitoring of progress of implementation of SDGs in the state, Government of Bihar is planning to develop the state SDG Dashboard.

The State has prepared the State Indicator Framework.

A total of 334 Indicators have been identified of which 254 Indicators are taken from NIF of MoSPI.

6. Chandigarh



The UT of Chandigarh focuses on bringing in whole of government approach through integrated planning and implementation solutions for all state departments and localizing the SDG agenda at the District/ Panchayat level by aligning their workplans with SDGs.

A dedicated team, headed by the Finance Secretary, has been identified by the Union Territory Administration to work on SDGs. The Special Secretary, Finance has been designated as the nodal officer for coordination.

All line departments are monitoring progress and are reporting progress to the Nodal Officer. The implementing departments of Sustainable Development Goals are working under the Chairpersonship of Advisor to the Administrator.

Mapping of Departments/ Agencies/ schemes have been completed as per SDGs and related targets.

7. Chhattisgarh



The Government of Chhattisgarh is committed to achieve SDGs by 2030. It has entrusted State Planning Commission to oversee the preparation of documents, implementation and monitoring of SDGs and making continuous evaluation of the progress made on SDGs in the State.

For ensuring proper implementation of SDGs, the state of Chhattisgarh has prepared its vision to achieve the goals and targets of SDGs by 2030 including the seven-year strategies

up to 2024 and three-year Action Plans up to 2020.

The State Government has constituted State Level Steering Committee on SDGs (SLSC) chaired by Chief Minister, State Level Implementation & Monitoring Committee on SDGs (SLIMC) chaired by the Chief Secretary and District Level Implementation & Monitoring Committee on SDGs (DLIMC) chaired by the Collector for ensuring effective monitoring of SDGs in the State.

Chhattisgarh has prepared and released the *Chhattisgarh SDG State Indicator Framework (CG-SIF)* on 12th July 2021.

The CG-SIF contains 275 indicators.

Out of 275 indicators in CG-SIF, 231 are from NIF, of which 217 indicators are taken directly from NIF and 14 indicators included from NIF after slight modification. Further, 44 new indicators were included which are aligned with NITI Aayog's SDG India Index indicators. The CG-SIF is a dynamic framework and amenable to revision as and when required in line with NIF.

The State has mapped the indicators with relevant line Departments of Government of Chhattisgarh. Further, the major schemes and programmes of Central and State

Governments have also been mapped to various SDGs.

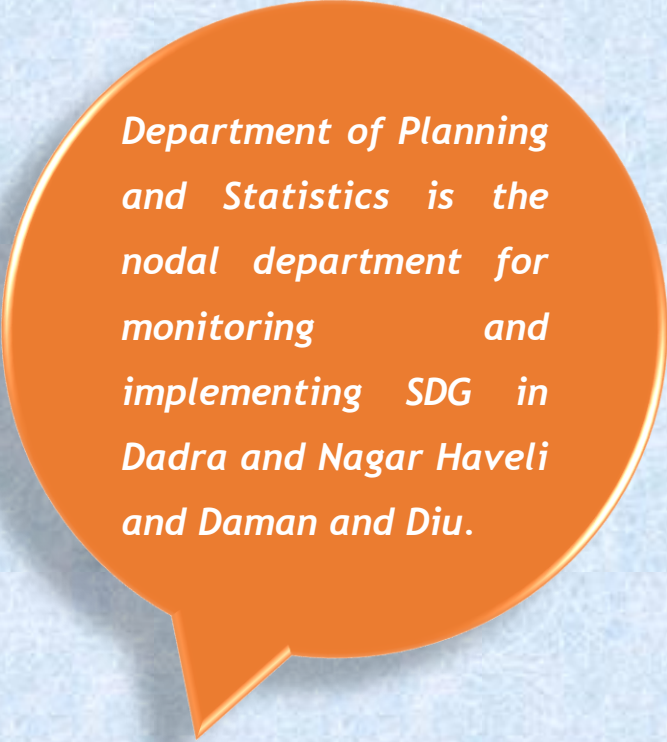
The State also aims to Develop the SDG District Indicator Framework, Block Indicator Framework (BIF) and Village Indicator Framework (VIF) to monitor the progress of district towards achieving targets.

The State of Chhattisgarh intends to develop an SDG Dashboard which will enable the IT based monitoring framework to measure the progress of SDG indicators at state, district and further local level.

8. Dadra and Nagar Haveli and Daman and Diu

The Government of UT of Dadra and Nagar Haveli and Daman and Diu appreciates the importance and need for SDG integration and localization.

A monitoring framework is being developed by the UT for effective monitoring of schemes and programmes that contribute to achieving SDGs.



Department of Planning and Statistics is the nodal department for monitoring and implementing SDG in Dadra and Nagar Haveli and Daman and Diu.

9. Delhi

The Government of Delhi acknowledges the need for implementation and regular monitoring of SDGs at sub-national level.

In this regard, Planning Department, Government of Delhi has been designated as the Nodal Department for preparation of Vision Document - Delhi Vision 2030.

More than 1500 unique and SMART Output and outcome indicators have been linked to schemes/programmes in the process of mapping and are

being aligned with long term goals of SDGs. For regular monitoring of the progress of schemes/ programmes/ projects through these indicators of outcome Budget linked with SDG, various IT application have been developed.

The Department of Planning has developed the indicators applicable to UT of Delhi based on the National Indicator Framework.

A total of 15 goals, 264 indicators identified for monitoring of SDGs targets.

10. Goa

The Government of Goa has entrusted Directorate of Planning, Statistics & Evaluation for implementing and monitoring of SDGs in the state of Goa.

In the state of Goa, Nodal Officers and Nodal departments against each SDG have been notified and a core committee has also been notified for ensuring smooth implementation & progress of SDGs.

The Goa Institute of Public Administration and Rural Development (GIPARD) has prepared a 'Guide to prepare road map for implementation of 6 SDGs' for the State.

The State has developed Goa-State Indicator Framework (G-SIF) with 280 indicators

11. Gujarat

The Planning Division, General Administration Department (GAD), Government of Gujarat is the nodal department for implementation of SDGs in the state of Gujarat.

A High Powered Committee (HPC) chaired by the Chief Secretary had been constituted to prepare SDGs specific Vision 2030 of the State. State government has derived 7 themes for implementation of SDGs. These themes are mapped with goal and each department is responsible for specific theme, goal & indicator.

Based on the thematic reports, Planning Division came up with final report called, *Gujarat: Sustainable Vision 2030* for implementation of SDGs in the State (July 2018).

Gujarat has developed SIF for SDGs with 328 indicators

The State Government has constituted State Empowered Committee (SEC) under the Chairmanship of Chief Secretary for effective monitoring of the SDGs progress. Senior secretaries from relevant department are the members.

The State Level SDG Cell is also constituted chaired by Director, Gujarat Social Infrastructure Development Society (GSIDS), Planning Division, General Administration Department.

The State Government has constituted District Level SDG Committee (DSC) and District level SDG Cells for all 33 districts of Gujarat. The district level committee is chaired by District Collector and senior district functionaries as members, whereas, the District Level SDG Cells is headed by District Planning Officer.



The state of Gujarat has developed DIF with 145 indicators.


To monitor District level indicators, the Planning Division of the State Government, Gujarat has launched a dynamic & interactive dashboard called G-SWIFT.

Parameter for DIF selection

- Relevance to the SDG UN targets
- Either from SIF or Matched with NIF
- Availability of data at district level from official statistical systems
- Sufficient data coverage

The state of Gujarat is planning to publish District SDGs Reports based on DIF available on SDG dashboard on a regular basis. These reports will help district administrations to decide required strategy to achieve the Goals by 2030.

12. Haryana



In order to fast track the progress in achieving the SDGs, Government of Haryana has established the SDG Coordination Centre (SDGCC) under the Swarna Jayanti Haryana Institute for Fiscal Management (SJHIFM), which is a Unit of Finance & Planning Department, Government of Haryana. This Coordination Centre works as a resource and knowledge hub, a think tank, and a monitoring post for the Government of Haryana. It facilitates the planning and implementation

process of the Vision 2030 in the State.

The SDGCC's mission is to ensure that the State of Haryana is empowered, prepared and fully equipped with technical knowledge, capacity, resources & systems to implement and achieve the ambitious targets it has set for itself in SDG VISION 2030.

Government of Haryana constituted seven inter-departmental working groups in July 2016, to take forward agenda 2030. The 17 SDGs were thematically clustered around the seven working groups, to lead the process of consultation and coordination with various administrative departments represented in each working group. These groups highlighted the key challenges that are currently being faced in the pursuit of the SDGs and formulated their vision statements after a detailed brainstorming on all SDGs.

In order to align local plans, SDG based Gram Panchayat Development


Plans (GPDPs) are being formulated by involving PRIs and ULBs which will further facilitate the integrated district planning process in the State. However, this initiative is still in the planning stage.

Sustainable Development Goals Coordination Centre has been released SDG Baseline Report.

The State has prepared the SIF with 497 indicators

The DIF has been prepared for all the 22 districts of Haryana.

13. Himachal Pradesh



The Planning Department, Government of Himachal Pradesh has been designated as the nodal department for overall implementation of SDGs in the state


and has been entrusted with the responsibility to coordinate with all departments in this regard.

The State has prepared the SIF with 138 indicators

The Planning Department has released a publication titled DRISHTI HIMACHAL PRADESH-2030 Sustainable Development Goals for showcasing the progress of the state in achieving the SDGs.

Government of Himachal Pradesh also started institutionalization of SDGs in the State budget starting from the financial year 2016-17

14. Jammu and Kashmir



The Government of Jammu & Kashmir followed a rigorous and logical step-by-step process of adopting SDGs - including goal setting, target prioritization, indicator selection, scheme analysis, and developing a monitoring system. Directorate of Economics and Statistics, J&K, is the Nodal Department for monitoring SDGs in the UT of Jammu & Kashmir.

Government of Jammu & Kashmir constituted a State Level Committee for implementation and monitoring of SDGs under the Chairmanship of

Chief Secretary, J&K with Administrative Secretaries of Major Departments as members. The State budget is being aligned to SDGs since 2016-17 onwards.

Jammu and Kashmir has prepared the State Indicator Framework with 206 indicators covering 81 targets.

This includes 23 UT specific/ localized Indicators.

The Directorate of Economics and Statistics has released the SDG Progress Report-2020. The report is available in the link: <http://www.jkplanning.gov.in/pdf/SDG%20Progress.pdf>

The UT has also prepared the District Indicator Framework.

15. Jharkhand

The Government of Jharkhand has considered the Sustainable Development Goals framework as an opportunity for achieving more inclusive development in the State.

The Planning- cum- Finance Department is the nodal department (Central Coordination Cell at the State) to coordinate implementation of SDGs in the state. With the support of UNICEF, a SDG unit has been established under the Planning-cum-Finance Department. State & District Indicator Framework and baseline status of indicators are under preparation by this Unit.

For each of the SDGs, a nodal department has been identified along with participating departments. Nodal departments together with linked participating departments have been entrusted

for monitoring respective SDGs. At the district level, District Planning Unit has been constituted and entrusted with the task of formulation of overall district plan/vision and oversee monitoring.

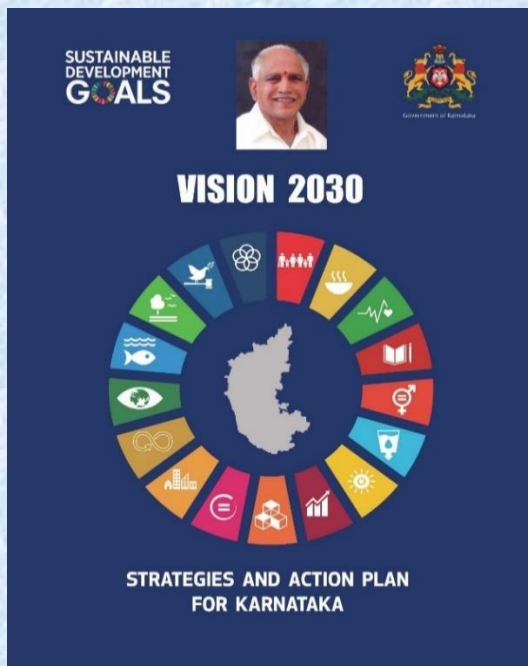
Mapping of State schemes against SDGs has been done. State Development Council is the apex body for formulation of overall development roadmap.

The State has prepared the State Indicator Framework with a total of 253 indicators.

Further, the SDG unit is in the process of compilation of DIF and has identified a total 139 Indicators for 24 districts to be included in DIF.

The State of Jharkhand is planning to develop the state SDG Dashboard.

16. Karnataka



The Planning, Programme Monitoring and Statistics Department (PPMS) is the nodal agency responsible for formulating strategies for attainment of Sustainable Development Goals in the state. The department has set up Monitoring and Coordination Committee and the State level and Steering Committee for formulation of effective action plans for achieving the SDGs.

To periodically monitor the progress of SDGs, a separate technical cell and goal specific committees have been set up. These Committees have finalized the strategies and action plans in close consultation with the Departments. They have appraised

the State government of the budget requirements and created an indicator-wise monitoring system with base values and targets for the year 2022 and 2030.

The State has prepared the State Indicator Framework with 605 indicators.

The Planning Department has released Karnataka Sustainable Development Goals Vision 2030. The report is available in the link: <https://planning.karnataka.gov.in/info4/Reports/Karnataka+SDG+vision+2030/en>

The identification of DIF/Taluka Indicator Framework (TIF) is being enabled through Avalokana platform covering all 31 districts and TIF Indicators.

To ensure effective monitoring and evaluation of development programmes, *the state has developed a dashboard.*

17. Kerala



The Planning and Economic Affairs (CPMU) Department has been identified as the nodal department for implementation and monitoring of SDGs in the State. An SDG Cell has also been constituted for all matters relating to SDGs. A Nodal Department (Administrative Department) for each Goal has also been designated with nodal officers. Task forces for each Goal have been set up and a series of Goal-specific meetings were conducted at CPMU level to identify the data gaps and efforts to bridge the gaps.

A State Level Steering Committee (SLSC) headed by the Chief Secretary has been constituted with Secretary, Planning and Economic Affairs as Convener and all Secretaries as its members. It is an apex body responsible for suggesting policy decisions to the Council of Ministers in all matters related to implementation and monitoring of SDGs in the State.


An SDG Monitoring Group (SMG) has also been constituted with officials from Kerala State Planning Board (KSPB), Directorate of Economics and Statistics, Kerala Institute of Local Administration (KILA), and several key ministries.

The Government has identified various partners as part of the institutional framework to roll out the implementation and monitoring activities of SDGs in the State.

18. Ladakh

Department of Planning is the nodal Department for SDG implementation in the UT of Ladakh. The UT of Ladakh is in the process of setting up a Sustainable Development Goals Coordination Centre (SDGCC) with the aim to have long term impact of policies and programmes, build partnership and generate resources to achieve the goals, track the progress of the SDGs through project

and data monitoring. The UT is also encouraging awareness and participation among all stakeholders to localise SDGs to the grassroots by integrating SDG planning.



The UT of Ladakh is in the process of developing the Indicator Framework for SDGs at UT level.

19. Lakshadweep

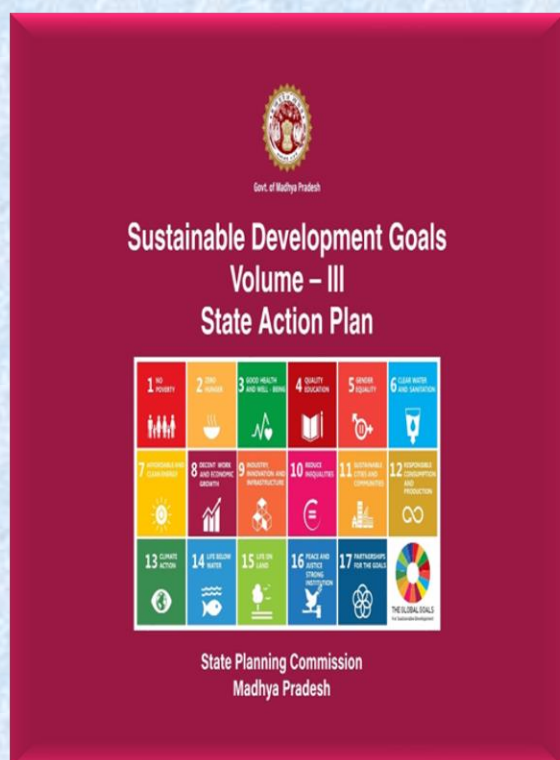
The UT Administration has designated the Directorate of Planning, Statistics and Taxation as the nodal department for coordinating, implementation, and

monitoring of SDGs in the UT of Lakshadweep.

A dashboard is planned to be developed for effective monitoring of progress on SDGs.

A high-level committee has been constituted to monitor the progress on SDG implementation in Lakshadweep.

20. Madhya Pradesh



Considering the importance of localising SDGs, the State of Madhya Pradesh has developed SDG Action Plan 2030 which is a multi-year document with progress against goals measured across three timelines - 2020, 2024 and 2030. The Action Plan 2030 elaborates on ways in which all departments need to reorient and redefine their roles in realising the SDGs. Regular reviews have been conducted by high level officials of State to ensure seamless coordination. A dedicated interdepartmental SDG cell has been constituted for monitoring the roll

out and implementation of Sustainable Development Goals in the State.

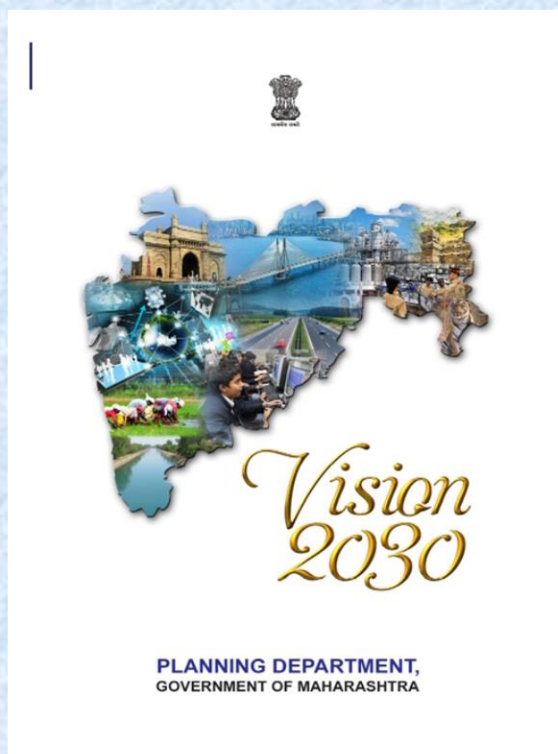
At the district level also, SDG cells have been constituted under chairpersonship of District Collector with district level officials of the concerned district departments as members.

Block and district level capacity has already been developed as part of the Aspirational Blocks Programme covering 50 most backward blocks in 19 districts of the State for monitoring the progress on 103 indicators across 6 sectors (Health and Nutrition, Education, Agriculture and Allied Services, Infrastructure-Rural and Urban, Skill Development and Employment and Social and Financial Inclusion).

The State has prepared the State Indicator Framework with 299 indicators.

An integrated SDG dashboard is being framed, which will include the indicators of the aspirational block program.

21. Maharashtra



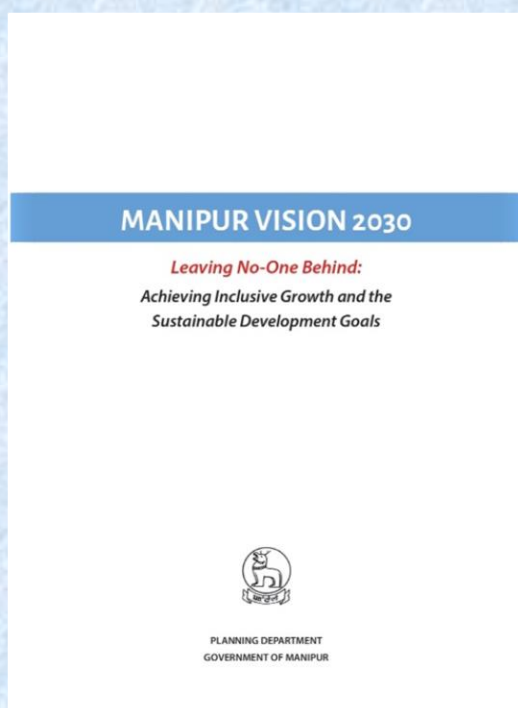
The Government of Maharashtra has designated the Planning Department as the nodal department and the Directorate of Economics and Statistics as the Nodal Office for implementation of SDGs.

The State level schemes have been mapped with SDGs in 3 Categories - A, B and C depending on their level of association with SDGs i.e. High; Medium and Low.

The UN agencies are supporting the government in this endeavour. For effective implementation and monitoring of SDGs in the state, the Government of Maharashtra has set up the 'Sustainable Development Goals- Implementation & Co-ordination Centre (SDG-ICC) under Directorate of Economics & Statistics of Planning Department.

The State has prepared the SIF with 237 indicators.

22. Manipur



Government of Manipur appreciates the importance of inclusive growth and localising of SDGs.

Planning Department is the nodal department for implementation of SDGs in the state. Three Committees have been constituted at state and district level.

- i) State Level Committee on SDGs
- ii) Inter-Departmental Working Group
- iii) District level Working Group

State Level Committee on SDGs is chaired by Chief Secretary with all the administrative Secretaries as member to monitor targets and goals and achievements of the SDGs bi-annually.

Inter-departmental working group is chaired by Administrative Secretary (Planning) with all other administrative Secretaries as members. Function of the Inter-departmental Working Group is to carry out state mapping and to re-align targets of the various CSS in line with goals and targets of SDGs and to develop a suitable state indicator in line of National indicator.

District level Working Group is chaired by Deputy Commissioner of each district with all the district level officers as a member. Function of District level Working Group is to set and re-align targets and monitor achievement of the targets and Goals set under SDGs.

98 indicators under
15 goals have been

23. Meghalaya



Planning Department is the nodal Department for implementation and monitoring of SDGs in the state. SDG Cell under the Planning Department is responsible for implementation and coordination of SDGs in the state. Mapping of various State Departments with SDGs have been undertaken in the State.


Meghalaya has developed its own SDG Monitoring Framework adapting from NITI Aayog and MOSPI's Indicator Framework and through consultation with various departments.

The State has set its Target 2030 through digitized Application. The State plans to achieve the SDG Agenda 2030 through creating healthy competition among the Districts, developing District Action Plans, building capacity of the stakeholder

departments, streamlining fund provisions for implementing SDG linked schemes and programmes, and monitoring and measuring progress through digitized dashboard.

Meghalaya is in the process of preparing District Indicator Framework and Block Indicator Framework by building on the framework already created for Aspirational Districts.

24. Mizoram



The Government of Mizoram is keen to ensure that the implementation of SDGs in the State is judiciously prioritized and adopted in accordance with local challenges, capacities and resources available.

Planning & Programme Implementation Department was also designated as the nodal department for SDGs. At the onset, the Department prepared the 'SDG Mizoram Vision 2030' with the aim of mapping the State baseline, targets and key Strategy to achieve SDGs by 2030.

Line departments of the State Government are identified for each indicator and Nodal Officer from each line department is nominated to support effective implementation & coordination within and with other line departments, monitoring in their respective areas, mapping of resources including State Flagship Programmes, Centrally Sponsored Schemes (CSS), funding under Ministry of DoNER and North Eastern Council (NEC), Non Lapsable Central Pool of Resources (NLCPR), Externally Aided Projects (EAP), projects under National Bank for Agriculture and Rural Development (NABARD), etc.

The SDGs mechanism in Mizoram is as under:

➤ **State level set up:**

- High Level Monitoring Committee set up under the chairmanship of the Chief Secretary, Government of Mizoram with Secretary, Planning and Programme Implementation Department as a Member Secretary

to review progress and to suggest corrective measures.

- Technical Committee on SDGs under the chairmanship of Director, Economics & Statistics Department to identify the achievable indicators clearly specifying the baseline data and targets where all Nodal Officers from line Departments are members.
- A dedicated SDGs Cell established in the Research & Development Branch of Planning & Programme Implementation Department.

➤ **District level set up:**

- The responsibility for monitoring SDG has been assigned to the District Planning Committees of each district.

The Planning & Programme Implementation Department of State Government has partnered with UNDP, Mizoram University, ICFAI University Mizoram, Administrative Training Institute (ATI) and State Institute of Rural Development and

Panchayati Raj (SIRD&PR) for the formulation of SDG indicator frameworks, spreading awareness and monitoring of SDGs.

Technical Committee on SDGs has developed SIF, in sync with the NIF, after following rigorous consultative process


As many as 196 State Indicators and 33 line Departments were identified for the implementation of SDGs in

Awareness and sensitization programme on SDGs have been done through local channels, colleges and schools.

The Government has approached UNDP to design and develop an online SDG Local Level Dashboard to capture the status and progress of SDGs at the local/village level.

District Indicator Framework has been mapped out from the SIF.

25. Nagaland



Planning & Coordination Department is the nodal department for SDGs in Nagaland.

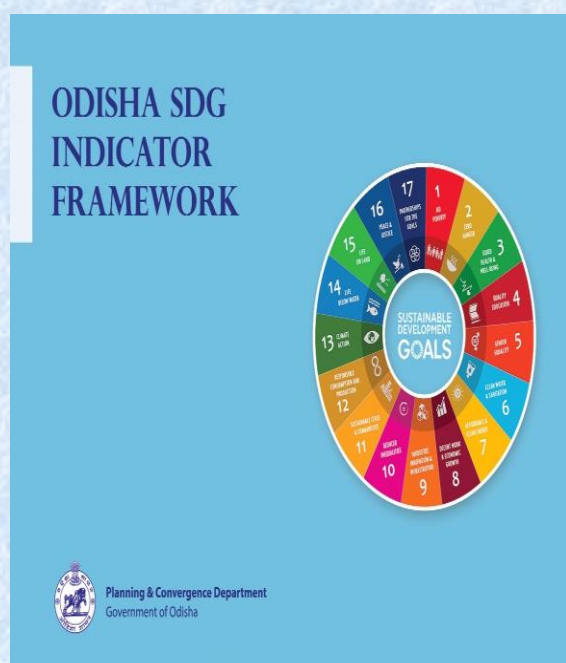
To have a whole of the government approach in streamlining the activities related to SDGs, Sustainable Development Goals Coordination Centre (SDGCC) headed by Additional Chief Secretary & Development Commissioner has been set up in technical partnership with United Nations Development Programme at Planning & Coordination Department of the State Government.

SDG Cell is also created in all the related departments and the Nodal Officers are nominated.

The State also has a High Level Steering Committee headed by Chief Secretary for monitoring, policy review and course correction.

Nagaland has developed State Indicator Framework

26. Odisha



The Government of Odisha is taking keen interest to align with the SDG framework, thereby prioritizing development actions and challenges of the State.

The Planning and Convergence Department has been identified as the nodal department for implementation of SDGs in the State. The Director, Directorate of Economics and Statistics, Government of Odisha has been declared as the Nodal Officer for data flow on SDG indicators. Task of collecting and maintaining the data base, analysing data on progress of SDGs has been assigned to


Directorate of Economics and Statistics.

An SDG Core Team has been constituted in the Planning and Convergence Department for implementation of different SDGs related activities in the State.

The State has constituted SDG Cells at District, Urban Local Bodies (ULB) and Panchayat levels for coordinating implementation of SDGs. The officials of District Planning and Monitoring Units of different Districts of Odisha have been sensitised on SDGs, which will be useful in aligning local plans with SDGs.

All the concerned 35 Departments have finalised indicators for 17 Goals related to their Departments and mapped the Schemes accordingly.

The SDG Cell created in different Departments monitor the progress of implementation of SDGs in the State.



‘Odisha SDG Indicator Framework’ (OSIF) has been developed by the Planning & Convergence Department in consultation with all Departments of the Government of Odisha.

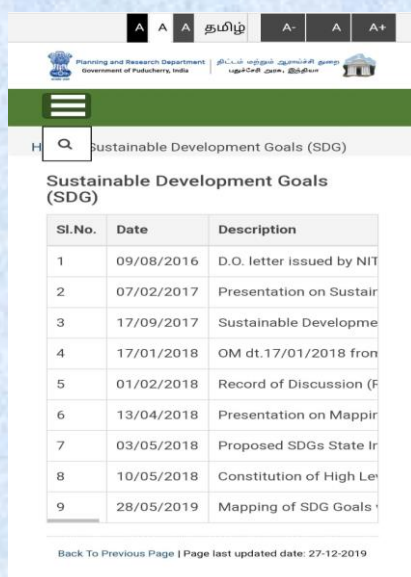
The SIF not only aligns with the NIF of the MoSPI, Government of India but also incorporates indicators from the NITI Aayog’s SDG Index and adds

the State’s own localized, specific indicators.

The OSIF has identified 367 Indicators which include 100 Outcome indicators, 143 Output indicators and 124 Process indicators across all goals. Of the 367 OSIF Indicators, 269 are from NIF and 98 are State specific indicators.

State is in the process of developing a Dashboard for monitoring of SDGs indicators on a regular basis.

27. Puducherry



Sl.No.	Date	Description
1	09/08/2016	D.O. letter issued by NIT
2	07/02/2017	Presentation on Sustair
3	17/09/2017	Sustainable Developme
4	17/01/2018	OM dt.17/01/2018 from
5	01/02/2018	Record of Discussion (F
6	13/04/2018	Presentation on Mappir
7	03/05/2018	Proposed SDGs State Ir
8	10/05/2018	Constitution of High Le
9	28/05/2019	Mapping of SDG Goals

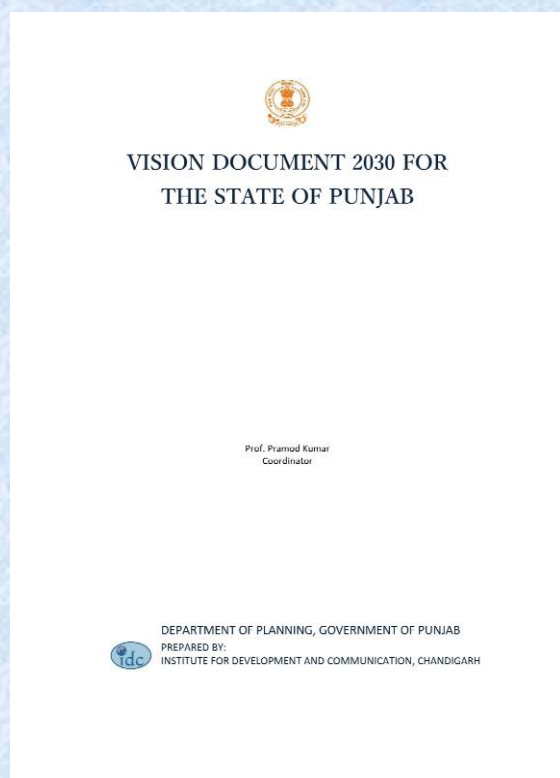
Back To Previous Page | Page last updated date: 27-12-2019

The Department of Planning and Research is the nodal Department for implementation and monitoring of SDGs in the UT of Puducherry.

A High-level Steering Committee has been constituted for effective implementation and monitoring of SDGs in the UT.

The UT of Puducherry has mapped all its schemes and department against the SDGs. The UT is in the process of developing SIF.

28. Punjab



The Punjab State Government has constituted a Steering Committee for implementation of SDGs under the Chairpersonship of the Chief Secretary.

This committee has prepared a Strategic Action Plan (2019-23) to

achieve the targets fixed under SDGs.

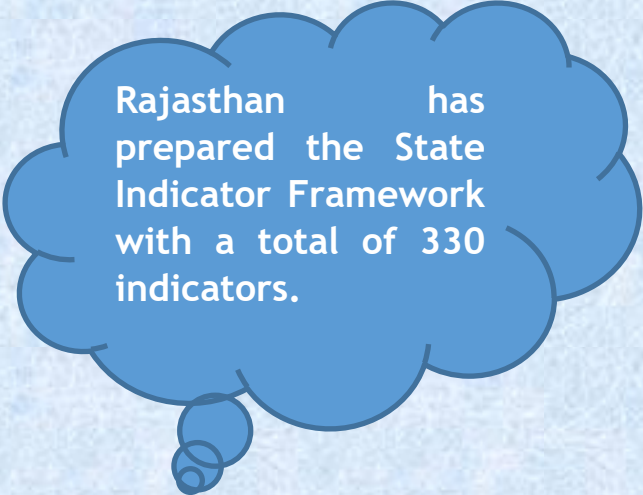
The Department of Rural Development and Panchayats and Local Government are involving the PRIs and ULBs at grassroots level to achieve the targets fixed under SDGs. A number of departments are working in close coordination towards achieving the SDGs in the state.

An SDG cell has been created in Economic and Statistical Organisation, Punjab for monitoring SDGs.

The State Government is preparing Department Information System Architecture (DISA) for each Department to monitor progress on SDGs in the State.

The State Government has constituted a State Level Task Force under the chairmanship of Finance Minister, Govt. of Punjab for Monitoring the progress on SDGs.

29. Rajasthan



Rajasthan has prepared the State Indicator Framework with a total of 330 indicators.

Planning Department, Government of Rajasthan is the Nodal Department for the implementation of Sustainable Development Goals in the state.

Government of Rajasthan has taken significant initiatives aiming at realizing the SDG Agenda 2030. These include

- meticulous implementation and mapping of schemes aligned with SDG targets,
- aligning of schematic allocation with SDGs,
- strengthening capacity building and advocacy efforts.

- Nomination of Nodal & Focal point officers in various departments in the state for coordinating the SDGs related work
- Mapping of all departmental schemes' budget heads with sustainable development goals/target.

For overall Implementation of SDGs, collection of data on Indicators and periodic review of progress on SDGs a dedicated Centre has been set up in the Directorate of Economics & Statistics.

Further, a state level implementation and monitoring committee has also been institutionalized under the Chairmanship of Chief Secretary, Government of Rajasthan and District Level Committee chaired by District Collectors.

The District Indicator Framework (DIF) is under compilation and about 251 indicators have been identified for including in DIF.

30. Sikkim

The state of Sikkim has taken a number of initiatives to raise awareness on SDGs.

The Directorate of Economics, Statistics, Monitoring and Evaluation (DESM&E) is the nodal agency for the monitoring of SDGs at the State, District and Sub- District levels.

DESM&E, Government of Sikkim was

entrusted with the activities of data collection, compilation, aggregation etc.

The state is also focussing on sensitising legislators on the same. The state has organised two workshops to raise awareness on SDGs amongst all the state government departments and NITI Aayog.

The state has developed both State Indicator Framework and District Indicator Framework.

The North Eastern Region- District SDG Index and Dashboard was released by NITI Aayog in joint collaboration with UNDP, Ministry of DoNER, and nodal departments of each of the north eastern states.

In the said index, East Sikkim ranked 1st amongst the 120 districts in the north eastern region.

31. Tamil Nadu



Planning and Development Department is primarily responsible for implementation and monitoring of SDGs in the State.

A High Power Committee has been constituted to oversee the

implementation of SDGs with the Chief Secretary as the chair and Secretaries of line departments as members. Eight thematic groups have been established to plan, review and monitor the progress against SDGs with related departments as members.

A web portal and dashboard has been developed to monitor the implementation of SDGs in the state.

The State has prepared the State Indicator Framework with 314 indicators.

The State has also prepared the District Indicator Framework(s) with 104 indicators covering all 38 Districts.

32. Telangana



Telangana, envisages comprehensive, inclusive and holistic development of its people, in the course of achieving the State's vision: 'Bangaru Telangana (Golden Telangana)'.

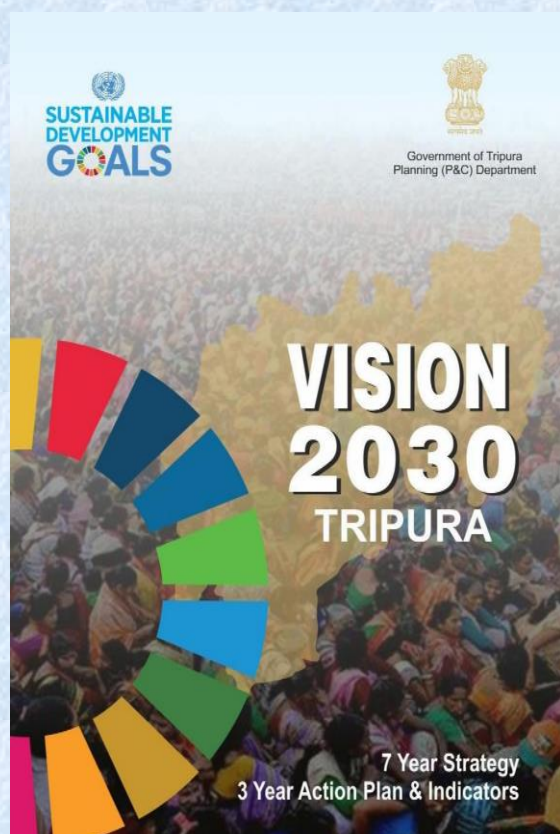
Telangana's vision for 2030 is in line with the SDGs.

The Planning Department, Government of Telangana is the nodal agency for ensuring implementation of the SDGs in the State and coordinating on SDGs. All line Departments are made responsible for implementing the programmes as mapped with the SDGs.

The state has completed the mapping of SDGs with departments, and flagship programmes of the government.

The Telangana State Development Planning Society (TSDPS) has developed monitoring framework for indicators related to SDG, monitoring the progress of various departments pertaining to SDGs, and assisting departments to conduct various surveys and release reports and publications related to SDGs.

33. Tripura



Tripura published its Vision 2030, 7 Year Strategy, 3 Year Action Plan & Indicator document in August 2019

(www.ecostat.tripura.gov.in) for achieving the 17 Sustainable Development Goals (SDGs) (excluding SDG-14) as adopted by United Nation and based on the guidelines of NITI Aayog.

Planning (Statistics) Department is coordinating for SDGs implementation in the State. A High


Level Monitoring Committee (HLMC) under the chairmanship of the Chief Secretary has been constituted to review progress and to suggest corrective measures.

Tripura has also undertaken mapping of Sustainable Development Goals, Targets, CSS, Interventions, Nodal and other Ministries.

In the published VISION 2030 TRIPURA document, 89 indicators have been included in the State Indicator Framework, which is being further revised to 172 indicators.

The District Indicator Framework with 79 indicators is also outlined for regular monitoring by the concerned DM & Collectors in the Districts for achieving the SDGs.

34. Uttar Pradesh



The Planning Department, Government of Uttar Pradesh has been designated as the nodal department for work on SDGs.

A high-level task force, chaired by the Chief Secretary, has been set up to monitor the progress on SDGs. In Uttar Pradesh (U.P.), for each of the 16 SDGs (Goal-14 is not applicable for U.P.), a nodal department and nodal officer of the rank of ACS/PS have been designated. There are 16 working groups also formed under the chairmanship of concerned goal's ACS/PS for guiding SDGs implementation at grassroot level.

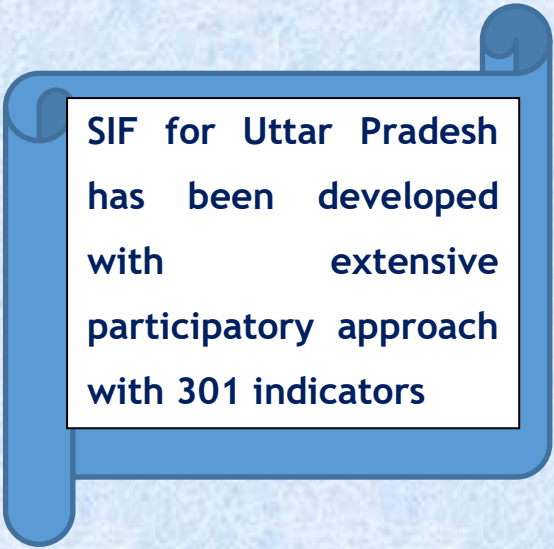
63 | *Guidance on Monitoring Framework for SDGs at sub national level*

Monitoring is also done by Hon'ble CM at the State level.

The State government has identified measurable indicators based on the National Indicator Framework (NIF) prepared by MoSPI.

The Directorate of Economics and Statistics has been entrusted with collection, analysis and maintenance of data to be uploaded on a dashboard prepared by NIC. The high-level task force along with the Planning Department is responsible for overall monitoring on SDGs. A baseline report based on data on State SDG Dashboard is currently under preparation. Furthermore , at the district level, District Statistical Officers are entertaining with the responsibility of collecting information and uploading on Dashboard for DIF.

Monitoring Mechanism has been established at Division and District level through constitution of Divisional and District Task Force.




SIF for Uttar Pradesh has been developed with extensive participatory approach with 301 indicators

The State has also developed detailed list of activities, Goalwise, that Gram Panchayats can take up towards localisation of SDGs at Panchayat Level. In this regard video is developed and circulated to panchayats.


State has developed Model District Plan (Draft Report) for Pilibhit and Moradabad districts based on SDGs with the help of wwf.India.

The State has also prepared a compendium of Best Practices on from various districts.



The state has also developed Meta Data of SIF / DIF with the help of nodal department of respective Goals.

35. Uttarakhand



The Vision document 2030 for the state of Uttarakhand has been framed in the background of implementation of the 17 Sustainable Development Goals (SDGs). The framework for the Vision document for Uttarakhand envisages people at the centre of the development process. Fifteen SDGs (excluding goal 14 and 17) have been categorised into four groups (Sustainable Livelihoods, Human Development, Social Development, Environmental Sustainability), each of which contributes towards enhancing the development process for the people of Uttarakhand.

The Directorate of Economic and Statistics is the nodal agency for overall implementation of SDGs in the State. The State of Uttarakhand has set up Center for public policy and good governance under the department of planning for monitoring and implementing SDG in the State of Uttarakhand.

The State has prepared the State Indicator Framework. A total of 371 indicators have been identified in SIF.

The State of Uttarakhand has developed the State SDG Dashboard.

36. West Bengal

The Department of Planning and Statistics has been designated as the nodal department for coordinating and monitoring SDG implementation in the State. The nodal department coordinates with all line ministries/ departments on their respective Goal responsibilities while ensuring a synchronised effort at the State-level.

The State of West Bengal has developed a State Vision, Mission, Short and Long Term plan with targets for 2020, 2025 and 2030.

Departments have already started framing policy based on State Plan 2030.

Coordination on Progress towards SDGs are undertaken at various levels:

- State level Mission chaired by Chief Minister.
- State Level Implementation Committee (Chaired by Chief Secretary) with all Departmental Secretaries as members.
- Vision Monitoring Cell (Meeting to be Chaired by Sectoral Chairpersons with Sector Departments)
- District Level Monitoring Committee (Chaired by District Magistrates with all Implementing agencies)

3

Guidelines for Development of SDGs Sub-national Level Monitoring Framework

3.1 NEED FOR STATE INDICATOR FRAMEWORK

3.1.1 The States/UTs have the primary responsibility for follow-up and review the progress made in implementing the SDGs and associated targets and their achievements at the State/UT, district and local government levels. It is thus important for States to develop their own State Indicator Framework (SIF) based on their individual critical development priorities, data requirements, available infrastructure and resources.

3.1.2 As the monitoring requirements at the state level are very different, the States can further adapt NIF as per their plan, policy and local needs. For example, States may require more disaggregated data not only vertically (districts, sub-districts and lower level) but also horizontally (sex, classes, social groups, marginalized population groups – persons with disabilities, elderly, children, among others).

3.1.3 The States/ UTs are at various stages of socio-economic development. The data requirements particularly in terms of disaggregation, are likely to differ across States and thus there may not be uniformity across State Governments in the SIF, however, efforts are to be made to have them aligned at the National level with the NIF.

3.1.4 Each State is required to develop its own SIF in consultation with all the stake holders and with due diligence within the State Government. The SIF must meet the state requirements of SDGs monitoring with suitable provisions for its refining, modification and improvements over time.

3.1.5 MoSPI provides adequate technical support to the States, in development of comprehensive and inclusive SDG Monitoring Framework. The Ministry, in July 2019, has developed and circulated “Guidelines for Development of Sustainable Development Goals

(SDGs) State Indicator Framework (SIF), version 1.1 with the objective to facilitate and assist States/UTs in development of a State Level Monitoring Framework in their respective States/UTs including institutional arrangements to track the progress on the SDGs.

3.1.6 In the present endeavor, the Ministry is updating these Guidelines keeping the latest development in the field of SDG Monitoring Framework, at national and global level, in view. The revised guidelines have been discussed in the subsequent section.

3.2 GUIDING PRINCIPLES FOR DEVELOPMENT OF STATE INDICATOR FRAMEWORK

3.2.1 SIF is to be prepared in a participatory manner.

3.2.1.1 The development of the SIF is expected to follow a process with the involvement / consultation of all stake holders.



The indicator should be owned-up by the respective data source Department and the Department should provide regular data. The NIF may serve as a guiding framework for the development of SIF.

3.2.1.2 Support from external resources such as multi-lateral, bi-lateral organisations, expert organisations can be sought in the development process, but the State needs to drive the consultative process while finalising the SIF.

3.2.2 SIF should complement the overall development strategy of the State:

3.2.2.1 All the SDGs and associated targets may not be

applicable to every State/UT, therefore, the States/UTs are required to closely examine all the SDGs and associated targets to see their relevance for the State. This should be the first step in the direction of adopting and mainstreaming of the SDGs in the development planning strategy of the state.

3.2.2.2 State should also refer to their SDG vision documents, if such document for the state has been prepared.

3.2.2.3 First step for developing the SIF is the mapping of the relevant SDGs and associated targets with the Departments of the State/UT Government. Considering the inter-dependence of SDGs, this mapping may not be one to one rather it may be one to many or many to one. Once the mapping process is complete, it would become clear which Departments are responsible for each of the SDGs.

3.2.2.4 The next step is the mapping of the Government

Schemes of different Departments with the SDGs and associated targets. In doing so one should map a scheme only to its key goals and targets (usually more than one) but it should be ensured that one scheme is not mapped to many goals and targets.

3.2.3 SIF should be in sync with NIF:

3.2.3.1 Scientifically work out the Statistical Indicators which may be used for measuring the success and outcomes of various Government Schemes that have been mapped to SDGs. In doing so, it may be ensured that the indicator adopted for monitoring the SDGs and targets meet the criterion of “*fitment for the purpose*”.

3.2.3.2 The SIF needs to maintain a balance between social, economic and environmental indicators to remain committed to the intent and ambition of the SDGs.

3.2.3.3 The Statisticians involved in the development of the SIF are

to ensure that the measurement of progress of SDGs and targets is undertaken as per the statistically robust methodology and adopt only robust indicators which can withstand statistical scrutiny at present or in future.

3.2.3.4 Once this exercise is completed, the State needs to analyse the extent that the SIF is in sync with the indicators in the NIF for the same goal and target, as this would enable us to:

- (i) Compare the progress of different goals/ targets amongst the States/ UTs
- (ii) Monitor/ Assess the disaggregated progress of different goals/ targets at sub-national level

3.2.4 States /UTs, while developing SIF, may adopt/adapt the indicators from NIF as per their priorities and requirement:

3.2.4.1 It may not possible for the States to adopt NIF, in toto, given the varied priorities and monitoring requirements at the state level.

The State priorities, infrastructure, resources and the capacity of the state statistical system vary across the states. Thus, the SIF may be different for each State and each State has to develop its own SIF in consultation with all the stake holders and with due diligence on their alignment with the NIF to facilitate inter-state comparisons.

3.2.4.2 While undergoing the consultative process, the State Government needs to identify:

- (a) Indicators that are fully aligned with the State SDG priorities in scope and ambition;
- (b) Indicators that are partially aligned in scope or ambition with the State SDG priorities;
- (c) Indicators that are not relevant for the State/UT;
- (d) Indicators that are produced by the national statistical system following established standards and agreed methodologies should be prioritized
- (e) Indicators that are critical for

State and UTs but missing from the NIF are to be identified. Additional indicators should also be included by the State to reflect their key development priorities. For instance, NIF has no indicators on floods and drought. It will be important for States facing flood or drought to include relevant indicators as per their realities;

- (f) The selection of new indicators should be evidence-based, informed by an analysis of the most urgent development gaps;
- (g) The included indicators should have the milestones for different points of time; and
- (h) Efforts also need to be made to ensure that the SIF is manageable in terms of number of indicators. In undertaking this exercise, extra care must be taken on the number of indicators to be included in the SIF.

3.2.4.3 Drawing from the above, as compared to NIF, the SIF can

- (i) drop indicators that are not relevant;
- (ii) include indicators that are fully aligned;
- (iii) improvise indicators that are partially aligned; and
- (iv) include indicators that are missing.

3.2.4.4 It should be ensured that the indicator selected is a robust measure of progress towards the target of the SDG; is generated from the official statistical system; be quantifiable, be consistent to enable measurement over the time; and evidence based to the extent possible.

3.2.5 SIF should take into account existing efforts by MoSPI and other Central Ministries in related policy areas to minimize their data burden:

3.2.5.1 While including an indicator in the SIF, the availability of data on that indicator with little or no cost should be kept in mind. To meet the requirements of SDGs monitoring at the national level

and also to help the states to reduce their cost to produce data, the Central Government had already decided to infuse more resources in the National Statistical System to undertake some national level sample surveys more frequently and also to undertake new Sample Surveys. For example, the National Family Health Survey (NFHS) which provides estimates on large number of indicators up to district level will now be undertaken every three years. Similarly, MoSPI will also undertake Time Use Survey and Economic Census regularly. These are expected to provide large amount of data on women empowerment, women economic activity and contribution and host of other economic activities. However, due to the limitation of sample size, these estimates would be available only up to state level. This would require coordinated efforts by Centre and States. Apart from this, the Periodic Labour Force Survey (PLFS) is now a continuous exercise which will provide estimate for Labour Force Participation Rates, Unemployment Rate etc. regularly

both for rural and urban areas.

3.2.5.2 Further, MoSPI has recently conducted the Multiple Indicator Survey (MIS) which would yield estimates at the state level on a number of SDG indicators. State may consider pooling of data (once released) from central and state sample of MIS for estimating SDG indicators at state or sub-state level.

3.2.5.3 MoSPI is in the process of launching a new Comprehensive Annual Modular Survey (CAMS) through which data would be collected for a number of SDG indicators. The state may also consider to become a partner in CAMS through the mechanism of matching samples to develop estimates up to district level. Undertaking the data collection of State Sample in time as per requirement would enable to pool the two samples to generate the district level estimates.

3.2.6 SIF can be viewed as Sub-Set Plus of the NIF:

3.2.6.1 The State Indicator Framework can be seen as a set of process or output Indicators contributing to the outcome indicators of the NIF. For example, for regularly monitoring of the Maternal Mortality Ratio (MMR), the NFHS will provide estimates every three years, however, during the intervening years, State should monitor the number of institutional deliveries and reported maternal deaths. If the institutional deliveries are going up and reported maternal deaths are going down, then the state may be considered as moving in the right direction on MMR.

3.2.6.2 There are many more such example for other indicators which should be considered. The additional indicators in the State Indicator Framework would be those where the state is producing data through sample surveys or through the Monitoring systems of the schemes / programmes. The scheme specific indicators that are merely physical or financial targets of the scheme may not be suitable for the SIF and hence

may not be made part of SIF to the extent possible. Scheme specific indicators that are outcome oriented may be considered for inclusion in SIF.

3.2.7 SIF should be manageable:

3.2.7.1 Efforts also need to be made to ensure that the SIF is manageable in terms of number of indicators. While including any additional indicator in the SIF, extra care must be taken by justifying its importance and relevancy with the goals and targets.

3.2.8 SIF may be aligned with States' Budgetary Framework:



3.2.8.1 As SDGs is becoming part of the policy framework at national as well as sub-national level, it is crucial to integrate SDG indicators of SIF into national and sub-national budgetary

frameworks, to the extent possible, by assessing the requirement and availability of financial resources for its monitoring and implementation both at Central and State levels. The Fifteenth Finance Commission has also recommended performance-based incentives for States/UTs based on measurable impacts in achievements of SDGs.

3.3 Milestones may be set up for the SDG indicators:

3.3.1 In order to monitor the progress made toward achieving the SDGs, the State should fix the milestones for the SDG indicators for different time periods. For several SDG indicators, the milestones have either been explicitly or implicitly indicated in its SDG targets.

3.3.2 MoSPI in consultation with the concerned subject matter Ministries/ Departments, responsible for implementation of respective SDGs has fixed the milestones on several SDG national indicators.



3.3.3 The following guiding principles may be kept in mind while fixing the milestones:

- i. Milestones implicitly or explicitly associated with SDG targets may be adopted, for example milestone has been indicated at global level for MMR under SDG Target 3.1
- ii. Policy decisions of Central /State Government may be converted into milestones e.g. one of the decisions of Government of India is to have 33 per cent of forest and tree cover.
- iii. Intent of the Scheme or Mission may be converted into milestone, e.g., Government intends to provide Piped water supply to the entire rural population by 2024.

iv. Alignment with International commitment, if any.

v. As the SDG targets are indicated for 2030, the milestones may be set up for the interim years also.

3.3.4 Some examples where milestones are Explicitly indicated in the SDG Target are as:

Target 3.1: By 2030, reduce the global maternal mortality ratio to less than 70 per 1,00,000 live births

Target 3.2: By 2030, end preventable deaths of newborns and children under 5 years of age, with all countries aiming to reduce neonatal mortality to at least as low as 12 per 1,000 live births and under-5 mortality to at least as low as 25 per 1,000 live births.

3.3.5 Some examples where milestones are Implicitly indicated in the SDG Target are given below:

Target 1.2: By 2030, reduce at

least by half the proportion of men, women and children of all ages living in poverty in all its dimensions according to national definitions

Target 3.6: By 2020, halve the number of global deaths and injuries from road traffic accidents

3.3.6 Some examples where milestones are Aspirational and has been indicated in the SDG Target are given below:

Target 3.9: By 2030, substantially reduce the number of deaths and illnesses from hazardous chemicals and air, water and soil pollution and contamination

Target 16.1: Significantly reduce all forms of violence and related death rates everywhere

3.3.7 For certain SDG indicators, the data source Ministry/ Department may not be implementing the subject matter and implementation of such subject matter may come under

the purview of a different line Ministry(ies)/ Department(s). In such cases, the data source Ministry/Department may fix the targets for such indicators in consultation with the implementing Ministry(ies)/ Department(s).

3.4 CREATING AN ENABLING POLICY ENVIRONMENT TO MONITOR THE SDGs

3.4.1 Following steps may be kept in mind by the States and UTs while developing the monitoring framework for the State:

(a) Identification of state level targets and fixing timelines for achievement of these.

(b) Use of SIF not only as a reporting tool but using SIF to ensure data driven decision making with regard to policies and financial allocations.

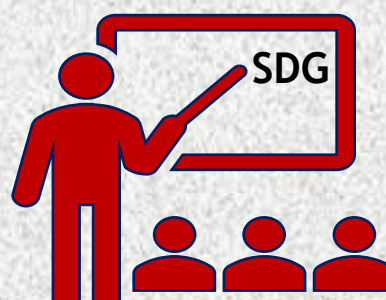
(c) Institution of High Level Technical Committee under chair of Head of Planning Department

to develop, review and refine the State Indicator Framework (SIF).



(d) Identification and designation of nodal Department and officers concerning identified targets and State indicators.

(e) Capacity development of Directorate of Economics and Statistics and statistical officials working in different Departments of State Governments.



(f) States should map the data flow for each indicator. Data ecosystem analysis to assess the gaps in technical, financial and

human resources may also be undertaken at state and district level.

(g) Efforts should be taken to dovetail the data efforts on SDGs with planning efforts at State level as well as at the local level with Gram Panchayat Development Plan (GPDP).

(h) States are also encouraged to promote the use of technology, innovative approaches for collection of data including data on new issues. For some of the topics where national and statistical system do not provide data, use of proxy indicators can be explored.

(i) States may also make efforts to bring out State SDGs Index, in line with SDG Index India of NITI Aayog for the districts and rank them so as to promote healthy competition among the districts for achieving the SDGs and associated targets.

(j) States should regularly publish the SDG SIF Progress Report and

develop SDG Dashbaord for effectively monitoring the progress of SDGs at State and sub-State level.



(k) Third party audit on preparedness and progress on localization of SDGs may also be done.

(l) State governments may access locally available private partnerships, finance, and technical support to achieve the SDGs.

3.5 OTHER SUGGESTIONS

3.5.1 In addition, some other suggestions are as under:

(a) States may share their SIF with the National Statistical Office, MoSPI for review, feedback and technical support.

(b) It is also suggested to involve senior officers of National Sample Survey Field Operations Division (FOD), MoSPI posted in all State capitals in State Level Technical/Monitoring Committee for development of monitoring framework and SIF.

(c) State level consultation programme/ workshops may be initiated by involving State officials, UN Agencies, research institutions and other stakeholders.

(d) States should also depute senior officers from concerned Departments to Workshops and Training programmes for SDG related activities organized by MoSPI.

(e) State academia/researchers may be encouraged to look beyond conventional data sources to reduce the data gap.

3.6 GUIDELINES FOR DEVELOPMENT OF DISTRICT INDICATOR FRAMEWORK (DIF)

3.6.1 The District Indicator Framework for SDGs is useful to

monitor the progress of the districts of the State/UT and triggers competition among districts.

3.6.2 The steps suggested for preparing SIF may be followed while developing DIF, however, following additional points may be kept in mind by the States/UTs while developing the monitoring framework at the District level:

(a) The indicators of GIF, NIF and SIF may be examined for its district-level relevancy and data availability. If district-level data are available for such relevant indicators, the same may be included in the DIF.

(b) DIF should be developed following due consultative process.

(c) To enable comparison among districts, the indicators may be kept common across the DIFs to the extent possible.

(d) Some of the states/UTs have identified indicators for DIF considering indicators in NIF, SIF,

NITI Ayog's Schematic Indicators, Vision 2030 for the States and certain indicators relevant for District level SDG monitoring.

(e) District level targets and fixing timelines for its achievement of SDGs may be identified.

(f) The district level SDG Progress Reports may be released

regularly.

(g) District level data sources as well as periodicity for each indicator of DIF may be identified. This is crucial as the data sources and periodicity of the same indicators may be different at District level as compared to that from State and National level.

4

Best Practices in SDG Monitoring by States/UTs

4.1. INTRODUCTION

4.1.1 The States/UTs in their journey to monitor the progress of SDGs have adopted several best practices and the Ministry of Statistics and Programme Implementation has attempted to compile a few of such best practices being adopted by the States/UTs on SDG monitoring. The best practices on SDG monitoring includes efforts of States/UTs in developing State Indicator Framework/ District Indicator Framework/ Block or Taluka Indicator Framework, monitoring of SDGs through SDGs Dashboards/ SDG portals, publishing of progress reports on SDGs etc. The best practices being followed by States/UTs in implementation of SDGs in respective States/UTs have been kept out of the scope of this chapter.

4.1.2 The purpose of compiling best practices on SDG monitoring is to share such practices with all the States/UTs so that such practices of one State/UT could be adopted by other States/UTs.

4.2. Best practices on SDG monitoring

4.2.1 Preparation of Vision Document and Constitution of High-level committees

4.2.1.1 The roadmap for achieving SDGs and its institutional arrangement have significance importance in the monitoring and implementation of SDGs. Preparation of Vision Document and creating institutional mechanism for facilitating monitoring and overseeing the progress of SDGs is the foremost step in this direction. In India, almost all the States/UTs have prepared their vision document on SDGs. Most of the States/UTs have mapped Government schemes and Departments to SDGs and associated targets and have constituted high level committees for guiding, overseeing and monitoring the progress of SDGs in the States/ UTs. MoSPI is continuously encouraging the States/UTs which have not constituted the committees for setting up such committees so that the effective monitoring and

implementation of SDGs at State and sub-State level may be ensured.

- *Maharashtra*

4.2.2 SDG based Budgeting

4.2.2.1 The SDG based budgeting is important for States/UTs as many SDGs and associated targets require public finance and investments. Therefore, integration of the budget with SDGs plays a major role in SDGs monitoring and implementation.

4.2.2.2 Several States/ UTs have mapped different Centrally funded as well as State Funded Schemes/ Programmes and their budget allocations with SDGs. States/ UTs have aligned their SDG priorities with the outcome budget. The alignment of the outcome budget to the SDGs has enabled the state governments with rational prioritization of financial resources to achieve the SDGs and associated targets. A few examples of Best Practices for SDG based Budgeting are given below.



The State of Maharashtra has undertaken online mapping of different State level schemes to the SDGs and associated targets. For this purpose, a separate ‘SDGs Tab’ has also been made available on the portal of Maharashtra Plan Schemes-Information Management System (MP-SIMS) to enable the Administrative Departments to enter the information on SDGs. This ensures an automatic and continuous linking of the outlays and outcomes from various Centrally Sponsored Schemes and State Level Schemes to the SDGs and associated targets.

• Rajasthan



The State of Rajasthan has decided to link all State and Central Schemes and budget heads with SDGs. In this context, Finance Department is preparing a module for mapping of existing schemes on Integrated Financial Management System (IFMS). It has also been proposed that the format for opening of budget head for new schemes/activities will be modified to ensure linking of scheme with SDG targets.

4.2.2.3 Other States, such as, Himachal Pradesh have also reported the SDG based budgeting.

4.2.3 Development of State Indicator Framework and measuring the progress of SDGs

4.2.3.1 The development of State Indicator Framework on SDGs is much imperative for measuring SDGs at State and sub-State level. Recognizing the importance of having SIF, MoSPI has developed a guideline in July 2019 and assisted States/UTs in preparation of their SIF through meeting, seminar and conferences.

4.2.3.2 A total of 29 States/UTs have reported development of SIF for monitoring the progress on SDGs. The list of these States/UTs is given below:

S. N.	States/UTs
1.	Andaman & Nicobar Islands
2.	Andhra Pradesh
3.	Arunachal Pradesh
4.	Assam
5.	Bihar
6.	Chhattisgarh
7.	Dadra and Nagar Haveli and Daman and Diu
8.	Delhi
9.	Goa
10.	Gujarat
11.	Haryana

S. N.	States/UTs
12.	Himachal Pradesh
13.	Jammu and Kashmir
14.	Jharkhand
15.	Karnataka
16.	Madhya Pradesh
17.	Maharashtra
18.	Manipur
19.	Meghalaya
20.	Mizoram
21.	Nagaland
22.	Odisha
23.	Rajasthan
24.	Sikkim
25.	Tamil Nadu
26.	Telangana
27.	Tripura
28.	Uttar Pradesh
29.	Uttarakhand

4.2.3.3 The States/UTs have developed their SIF broadly in accordance with the Guidelines issued by the Ministry of Statistics and Programme Implementation. The Ministry is providing technical support to the States/UTs so that the SIF may be developed for the remaining States/UTs.


4.2.3.4 MoSPI is monitoring the progress of development of SIF by States/UTs for SDGs through an SDGs national indicator under Goal 17 namely 17.16.1 “Number of States having a State Monitoring

Framework that supports the achievement of the sustainable development goals”.

4.2.3.5 The Nodal Department of all the States/UTs also review their SIF and prepare the progress reports on SDG SIF for measuring the progress in achievement of SDGs in the respective States/UTs. MoSPI releases the ‘Sustainable Development Goals-National Indicator Framework Progress Report’ annually. It uses the latest available data provided by the data source Ministries/ Departments to track progress made by the country towards achieving SDGs. These Progress Reports cover all 17 SDGs with the time series data from 2015-16 (or the baseline) to the latest available.

4.2.3.6 A few examples of States/UTs following robust mechanism for monitoring SDGs are given below:

- **Andhra Pradesh:**



The Andhra Pradesh government has put in place a robust monitoring system with goals, themes, targets, and indicators to periodically track the State's actions in terms of its progress towards achieving the SDGs. The periodic data for SDG reporting is obtained from all relevant line departments through the Real-time Outcome Monitoring System (ROMS), managed by the Planning Department. The ROMS is an initiative that provides comprehensive real time information on the targets and progress of identified indicators for all the programs of the State government. It is a tool which

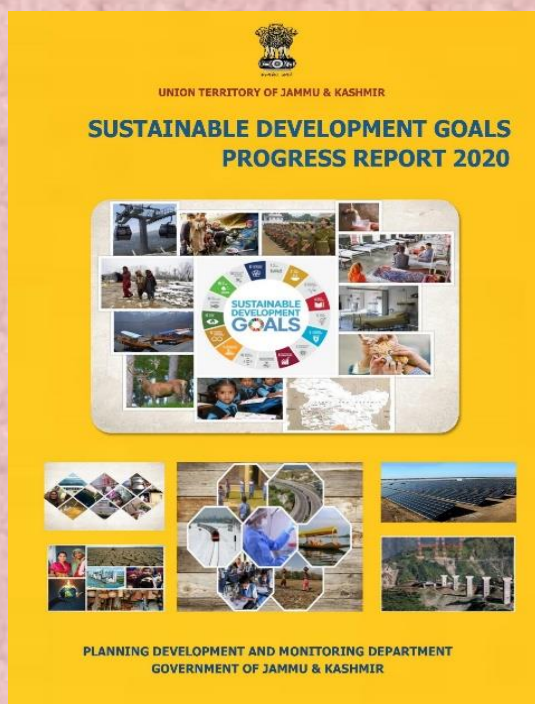
monitors the progress of all the districts, key departments and key programs in the State. For ensuring transparency in monitoring of these key indicators, ROMS has been put out in the public domain. The data can be accessed through a web-based interface available at www.aproms.ap.gov.in and through an application available for Android and iOS devices.

- **Gujarat**

The State of Gujarat has placed a mechanism to monitor the SDGs implementation in the State. The updated data on SDG indicators has been shown in the State SDG Dashboard.

- **Jammu and Kashmir**

The Union Territory of Jammu and Kashmir has prepared Union Territory Indicator Framework (UTIF) consisting of 206 indicators covering 81 targets.



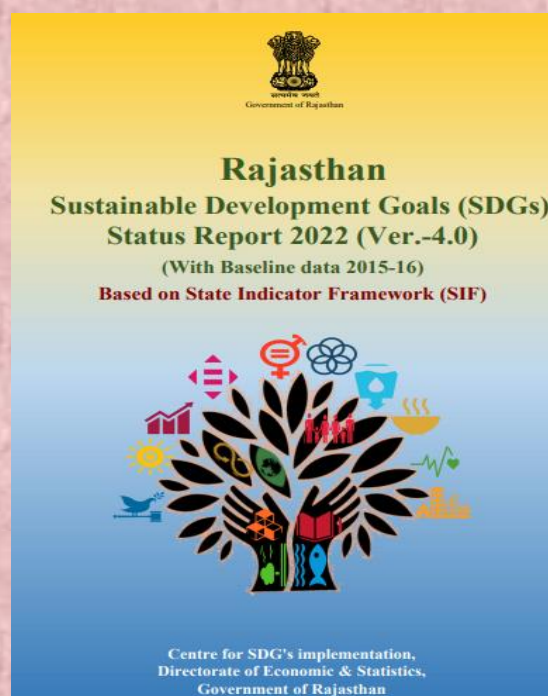
The progress achieved by the UT of Jammu & Kashmir on these 206 indicators has been compiled into a booklet “SDG PROGRESS REPORT - 2020” based on the available data for 2015-16 and 2018-19 and has been compared with All India data.

- **Rajasthan**

The State has prepared the State Indicator Framework and a total of 330 indicators have been identified in SIF. The state regularly releases SDG Status Report on SIF with latest available data.

Keeping in view the localization for better planning and implementation of SDGs at grass root level,

Government of Rajasthan has constituted District level SDGs implementation and monitoring committees under the chairmanship of the respective District Collector. All 33 districts have constituted such district level committees and conducted their first meeting with DLOs of concerned departments.



- **Uttarakhand**

The State of Uttarakhand has developed the SIF with 371 indicators and has a robust monitoring mechanism to measure the SDGs implementation and progress. For effective monitoring of SDGs in the state, the journey of the districts in

achieving SDGs from the baseline year 2015-16 to 2020-21 has been shown in the SDG Dashboard.

4.3 Development of sub-State level Indicator Framework and monitoring

4.3.1 Considering the importance and need of localization of SDGs, some of the States/UTs have developed District Indicator Framework.

- ❖ Andhra Pradesh has developed District Indicator Frameworks for all 13 Districts.
- ❖ Assam has identified 110 indicators in the DIF. DIF is developed on the basis of SIF and includes all relevant Aspirational Districts Programme indicators for the state.
- ❖ Gujarat has prepared the District Indicator Framework consisting of 145 indicators.
- ❖ Haryana has prepared the DIF for all the 22 districts of the state.
- ❖ Jammu and Kashmir has prepared the District Indicator Framework covering 15 Goals, 62 Targets and 166 Indicators.
- ❖ Mizoram has mapped out District Indicator Framework from the SIF. A total of 140 indicators and 25 district level line departments have been identified for each district. Planning & Programme Implementation Department, has undertaken Baseline Survey for SDGs as a first step taking into account parameters relevant to the SDGs. As per the Report of the Expert Group on Localization of SDGs in Panchayat Raj Institutions published by the Ministry of Panchayati Raj, Local Indicator Framework (LIF) is currently being formulated on the basis of 9 themes such as Poverty free and enhanced livelihoods village, Health village, Child friendly village, Water sufficient village, Clean and green village, Self-sufficient infrastructure, Socially secured village, Village with good governance and Engendering development in village.
- ❖ Rajasthan has identified 251 indicators for preparing the DIF.
- ❖ Sikkim is in the process of developing a Block Indicator Framework for the monitoring of SDGs. A survey is being undertaken

in order to develop a Block SDG Index at the state level to compare the performance of all the blocks in the state and ranking them in terms of SDGs.

- ❖ Tamil Nadu has prepared the District Indicator Framework with 104 indicators covering all 38 Districts.
- ❖ Tripura has prepared the District Indicator Framework with 79 indicators.
- ❖ Uttarakhand has also prepared District Indicator Framework with 132 indicators.

4.4 Development of SDG Dashboard:

4.4.1 Dashboard is very important tool for real time monitoring and reporting of the progress of implementation of SDGs. Dashboards are expected to be a unified data repository on SDGs and can help in visualizing data at disaggregated level. Keeping the importance of Dashboard in view, the Ministry of Statistics and Programme Implementation has developed an SDG Dashboard in collaboration with United Nations Regional Coordinator Office, New Delhi.

4.4.2 The States/ UTs either have developed the SDG Dashboard/ Portal or are in the process of developing such Dashboard/ Portal with an objective to real time monitoring and reporting of the progress of implementation of SDGs in the State/UT.



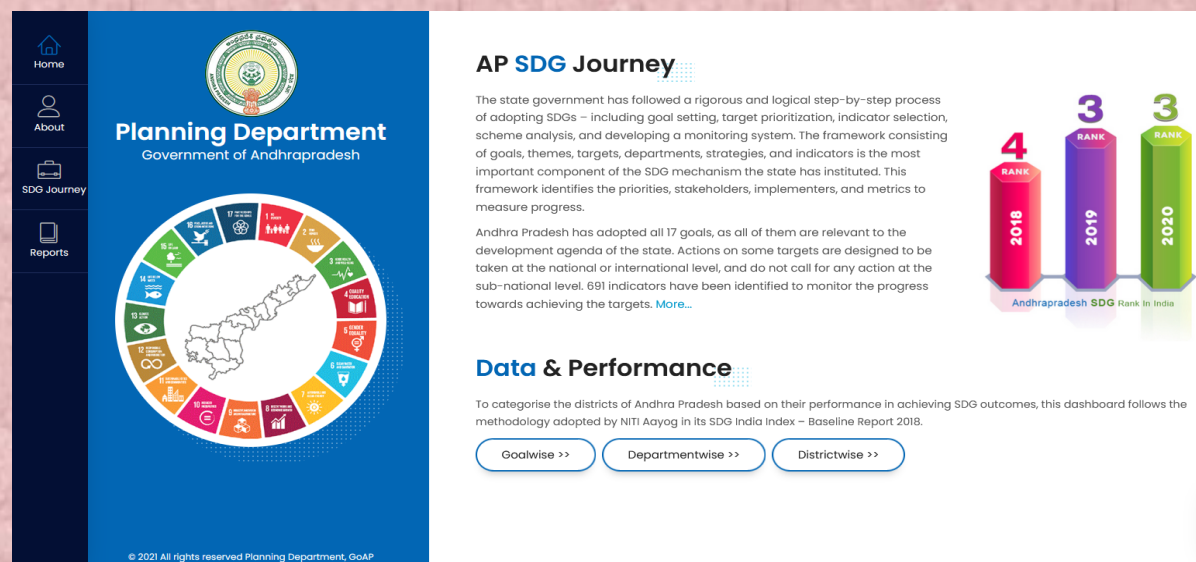
Dashboard is very important tool for real time monitoring and reporting of the progress of implementation of SDGs.

4.4.3 A few examples of SDG Dashboard developed by State/UT level are at subsequent pages.

Andhra Pradesh SDG Dashboard

The state of Andhra Pradesh has developed SDG dashboard for facilitating real time monitoring of

SDGs. The Dashboard has been very useful in tracking the progress of SDGs in the state.



Gujarat: G-SWIFT Dashboard

To monitor District level indicators, Planning (Division) has launched a dynamic & interactive dashboard called G-SWIFT. It covers all

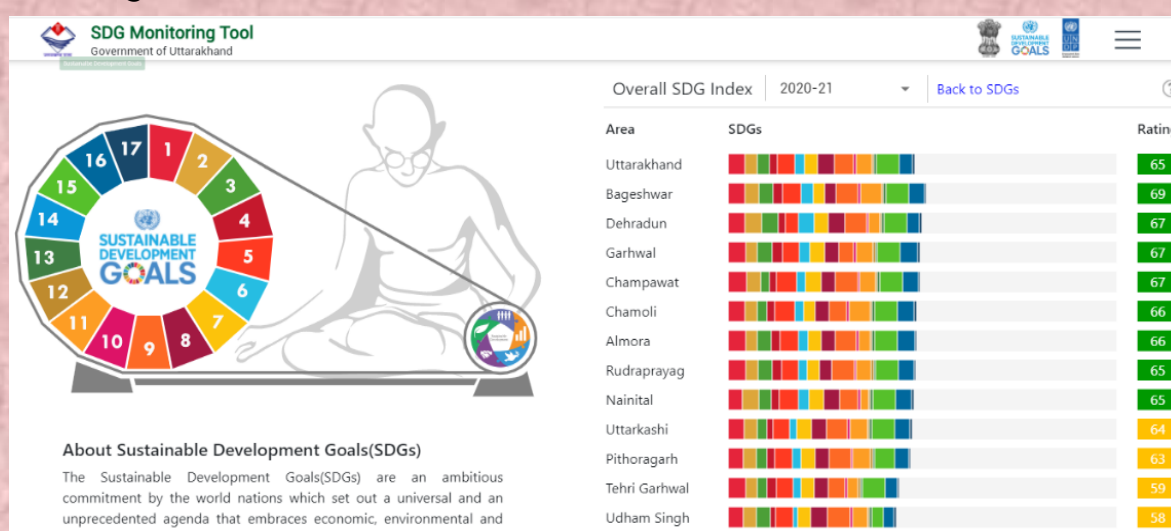
concerned departments and 33 Districts of State. Presently the dashboard is updated with latest available data.



Uttarakhand SDG Dashboard

The state of Uttarakhand has developed the SDG Dashboard with the help of UNDP and Centre for Public Policy and Good Governance, Department of Planning of Uttarakhand. The SDG Dashboard has been made operational for monitoring of the SDGs. The

dashboard record and showcase the journey of the districts in achieving SDGs from the baseline year 2015-16 to 2020-21. The dashboard is helping policy planners and implementors in analyzing the gaps and prioritizing the areas that require attention.




Uttar Pradesh SDG dashboard

The State of Uttar Pradesh has developed SDG Dashboard for monitoring progress at both State and District level.



Tamil Nadu SDG Dashboard

Tamil Nadu has also developed an effective visualisation and SDG interactive SDG platform for monitoring.



4.4.4 In addition, other State such as Karnataka, Meghalaya, Sikkim etc. have developed dashboards for ensuring effective monitoring and evaluation of development programmes.

4.5 Publicity and awareness generation for SDGs

4.5.1 The importance of awareness and publicity in successful implementation and monitoring the SDGs cannot be undermined. In this

regard, the documentary film on SDGs developed by MoSPI has also provided requisite help to the States/UTs.

4.5.2 Most of the States/UTs have formulated the publicity and awareness generation strategy to build awareness amongst all stakeholders such as State Departments, academic institutions, civil society organizations, private sector, and the media.

4.5.3 To further publicize the SDGs, MoSPI declared SDGs based themes for National Statistics Day, which is celebrated on 29th June every year to mark the birth anniversary of Professor Prasanta Chandra Mahalanobis and in recognition of his valuable contribution in the field of Economic Planning and Statistics. The theme for the Statistics Day for the year 2019 was SDGs, while in 2020 the theme was 'Sustainable Development Goal 3 (Ensure healthy and promote well-being for all at all ages) & Sustainable Development Goal 5 (Achieve gender equality and empower all women and girls)'. In 2021, the theme for Statistics Day was chosen as SDG 2 (End hunger, achieve food security and improved nutrition and promote sustainable agriculture). The States/UTs also celebrated the National Statistics Day with the above themes, which in turn created wide publicity and awareness in the respective States/UTs on SDGs.

4.6 Capacity Development

4.6.1 The capacity development programs are very helpful in

increasing competency and skill of the officials associated in the SDG monitoring work. MoSPI held a series of such capacity development programs for States/UTs.



4.6.2 All the States/UTs recognizes the importance of capacity and skill development in the field of SDG monitoring. Almost all States are regularly conducting capacity building programmes for the officials of State Departments / Agencies, and for officials dealing with indicators, data and monitoring, and district level officials involved in planning and implementation of government programmes/ schemes.

4.6.3 Capacity building aids and learning materials has been prioritized by various State governments. Different forms of resources have been used such as - written Information Education Communication (IEC) Materials on SDGs, manuals, training modules, e-learning modules, information booklets and tools/toolkits, targeting different audience etc. The materials have been prepared in English and local languages as well.

Telangana

The State of Telangana has established the Centre for SDGs at Dr. Marri Channa Reddy Human Resource Development Institute of Telangana (MCRHRDIT) in order to generate awareness and build capacity related to SDGs. An e-Learning module has been developed by the State to generate awareness on SDGs in the state and was disseminated through the platform of the Telangana e-learning Application Management System (TeAMS).

Goa

The State of Goa has identified Goa Institute of Public Administration &

Rural Development (GIPARD) as a State Administrative Training Institution for imparting training on SDGs. The Government has incorporated SDGs in the curriculum of training programmes for Goa Civil Service foundation and induction training programme for Goa Police Service and Mamlatdars, etc. Trainings to all the representatives of local bodies in the State have been conducted through GIPARD and a module on SDGs has been prepared.

Uttarakhand

The state of Uttarakhand imparted district and block wise trainings and workshops on capacity building of the district and block level officials on “SDGs and Data Ecosystem” for SDGs localization on planning, implementation and monitoring.

Jammu and Kashmir

The UT of Jammu and Kashmir organized two workshops on SDGs were also organized to sensitize the Officers & Officials of Economics and Statistics. Similar programs are being organized by other States/UTs. Similar types of training programs have been other States/UTs.

4.6.4 Other States/UTs are also organising various kind of workshop/training on SDGs. For example, Sikkim has organised two workshops to raise awareness on SDGs. Odisha has developed training manual in local language for capacity building of the PRI members.

4.7 It may be seen that States/UTs are at different level of SDG monitoring and coming up with innovative ideas for facilitating monitoring the SDGs in States/UTs. The compilation of best practices would be helpful for the other states who are yet to follow such initiatives.

Sustainable Development Goals- National Indicator Framework

Version 3.1 (as on 29th June 2021)

National Indicator	Data Source	Periodicity
Goal 1. End poverty in all its forms everywhere		
1.1: By 2030, eradicate extreme poverty for all people everywhere, currently measured as people living on less than USD 1.25 a day		
1.1.1: Poverty Gap Ratio	NITI Aayog	5 Years
Target 1.2: By 2030, reduce at least by half the proportion of men, women and children of all ages living in poverty in all its dimensions according to national definitions		
1.2.1: Proportion of population living below the national poverty line	NITI Aayog	5 Years
Target 1.3: Implement nationally appropriate social protection systems and measures for all, including floors, and by 2030 achieve substantial coverage of the poor and the vulnerable		
1.3.1: Percentage of households with any usual member covered by a health scheme or health insurance	Ministry of Health and Family Welfare (National Family Health Survey)	3 Years
1.3.2: Number of Beneficiaries under Integrated Child Development Scheme - ICDS	Ministry of Women and Child Development	Annual
1.3.3: Persons provided employment as a percentage of persons who demanded employment under Mahatma Gandhi National Rural Employment Guarantee Act (MGNREGA)	Department of Rural Development, Ministry of Rural Development	Annual
1.3.4: Number of Self Help Groups (SHGs) provided bank credit linkage	National Bank for Agriculture and Rural Development (NABARD)	Annual
1.3.5: Proportion of the population (out of total eligible population) receiving social protection benefits under Pradhan Mantri Matritva Vandana Yojana (PMMVY)	Ministry of Women and Child Development	Annual
1.3.6: Number of senior citizens provided institutional assistance through Senior Citizen Homes/Day Care Centers funded by the Government	Department of Social Justice & Empowerment, Ministry of Social Justice & Empowerment	Annual
1.3.7: Number of beneficiaries added under Employee's Pension Scheme (EPS) during the year	Ministry of Labour and Employment	Annual

National Indicator	Data Source	Periodicity
1.3.8: Coverage of New Pension scheme (NPS)	Ministry of Finance	Annual
Target 1.4: By 2030, ensure that all men and women, in particular the poor and the vulnerable, have equal rights to economic resources, as well as access to basic services, ownership and control over land and other forms of property, inheritance, natural resources, appropriate new technology and financial services, including microfinance		
1.4.1: Proportion of population living in households with access to basic services	M/o Jal Shakti, M/o Power, M/o Health and Family Welfare, M/o Education, M/o Petroleum and Natural Gas	Annual
1.4.2: Number of telephone subscriptions as percentage of total population	Department of Telecommunications, Ministry of Communications	Annual
Target 1.5: By 2030, build the resilience of the poor and those in vulnerable situations and reduce their exposure and vulnerability to climate-related extreme events and other economic, social and environmental shocks and disasters		
1.5.1: Number of deaths, missing persons and directly affected persons attributed to disasters per 100,000 population (similar to Indicator 11.5.1 and 13.1.1)	Disaster Management Division, Ministry of Home Affairs	Annual
1.5.3: Whether the country has adopted and implemented national disaster risk reduction strategies in line with the Sendai Framework for Disaster Risk Reduction 2015-2030, (similar to Indicator 11.b.1 and 13.1.2)	Disaster Management Division, Ministry of Home Affairs	Annual
1.5.4: Proportion of local governments that adopt and implement local disaster risk reduction strategies in line with national disaster risk reduction strategies, (similar to Indicator 11.b.2 and 13.1.3)	Disaster Management Division, Ministry of Home Affairs	Annual
Target 1.a: Ensure significant mobilization of resources from a variety of sources, including through enhanced development co- operation, in order to provide adequate and predictable means for developing countries, in particular least developed countries, to implement programmes and policies to end poverty in all its dimensions		
1.a.2: Proportion of total government spending on essential services (education, health and social protection)	National Accounts Division, NSO, MoSPI	Annual

National Indicator	Data Source	Periodicity
Target 1.b: Create sound policy frameworks at the national, regional and international levels, based on pro-poor and gender- sensitive development strategies, to support accelerated investment in poverty eradication actions		
1.b.1: Proportion of budget earmarked under gender budget	Ministry of Women and Child Development	Annual
Goal 2: End hunger, achieve food security and improved nutrition and promote sustainable agriculture		
Target 2.1: By 2030, end hunger and ensure access by all people, in particular the poor and people in vulnerable situations, including infants, to safe, nutritious and sufficient food all year round		
2.1.1: Percentage of children aged under 5 years who are underweight	Ministry of Health and Family Welfare (National Family Health Survey)	3 Years
2.1.2: Proportion of beneficiaries covered under National Food Security Act 2013	Ministry of Consumer Affairs, Food and Public Distribution	Annual
Target 2.2: By 2030, end all forms of malnutrition, including achieving, by 2025, the internationally agreed targets on stunting and wasting in children under 5 years of age, and address the nutritional needs of adolescent girls, pregnant and lactating women and older persons		
2.2.1: Percentage of children under age 5 years who are stunted	Ministry of Health and Family Welfare (National Family Health Survey)	3 Years
2.2.2: Percentage of children under age 5 years who are wasted	Ministry of Health and Family Welfare (National Family Health Survey)	3 Years
2.2.3: Percentage of women whose Body Mass Index (BMI) is below normal	Ministry of Health and Family Welfare (National Family Health Survey)	3 Years
2.2.4: Percentage of pregnant women age 15-49 years who are anaemic (<11.0g/ dl)	Ministry of Health and Family Welfare (National Family Health Survey)	3 Years
2.2.5: Percentage of Children age 6-59 months who are anaemic (<11.0g/dl)	Ministry of Health and Family Welfare (National Family Health Survey)	3 Years

National Indicator	Data Source	Periodicity
Target 2.3: By 2030, double the agricultural productivity and incomes of small scale food producers, in particular women, indigenous peoples, family farmers, pastoralists and fishers, including through secure and equal access to land, other productive resources and inputs, knowledge, financial services, markets and opportunities for value addition and non-farm employment		
2.3.1: Agriculture productivity of wheat and rice, (in kg per hectare)	AS Division, DAC&FW , Ministry of Agriculture and Farmers' Welfare	Annual
2.3.2: Gross Value Added in agriculture per worker	National Accounts Division, NSO, MoSPI	Annual
2.3.3: Ratio of institutional credit to agriculture to the agriculture output	(a) Numerator: Ministry of Agriculture and Farmers' Welfare (b) Denominator: National Accounts Division, NSO, MoSPI	Annual
Target 2.4: By 2030, ensure sustainable food production systems and implement resilient agricultural practices that increase productivity and production, that help maintain ecosystems, that strengthen capacity for adaptation to climate change, extreme weather, drought, flooding and other disasters and that progressively improve land and soil quality		
2.4.1: Proportion of Net Sown Area to Cultivable land	SDDS , DAC&FW, Ministry of Agriculture and Farmers' Welfare	Annual
2.4.2: Percentage of farmers issued Soil Health Card	INM, DAC&FW, Ministry of Agriculture and Farmers' Welfare	Annual
2.4.3: Percentage of net area under organic farming	INM, DAC&FW, Ministry of Agriculture and Farmers' Welfare	Annual
Target 2.5: By 2020, maintain the genetic diversity of seeds, cultivated plants and farmed and domesticated animals and their related wild species, including through soundly managed and diversified seed and plant banks at the national, regional and international levels, and promote access to fair and equitable sharing of benefits arising from the utilization of genetic resources and associated traditional knowledge, as internationally agreed		

National Indicator	Data Source	Periodicity
2.5.1: Number of (a) plant and (b) animal genetic resources for food and agriculture secured in either medium- or long-term conservation facilities (in number)	Ministry of Agriculture and Farmers' Welfare, DARE, (a) National Bureau of Plant Genetic Resources, (ICAR-NBPGR) and (b) National Bureau of Animal Genetic Resources, (ICAR-NBAGR)	Annual
2.5.3: Conservation of fish genetic resource, (in number)	Ministry of Agriculture and Farmers' Welfare, DARE, National Bureau of Fish Genetic Resources, (ICAR-NBFGR)	Annual
Target 2.a: Increase investment, including through enhanced international cooperation, in rural infrastructure, agricultural research and extension services, technology development and plant and livestock gene banks in order to enhance agricultural productive capacity in developing countries, in particular least developed countries		
2.a.1: The agriculture orientation index for government expenditures	National Accounts Division, NSO, MoSPI	Annual
2.a.2: Percentage share of expenditure in Intellectual Property Product (R&D) in agriculture to GVA in agriculture	National Accounts Division, NSO, MoSPI	Annual
Target 2.b: Correct and prevent trade restrictions and distortions in world agricultural markets, including through the parallel elimination of all forms of agricultural export subsidies and all export measures with equivalent effect, in accordance with the mandate of the Doha Development Round		
National indicator is under development		
Target 2.c: Adopt measures to ensure the proper functioning of food commodity markets and their derivatives and facilitate timely access to market information, including on food reserves, in order to help limit extreme food price volatility		
2.c.1: Percentage of agriculture mandis enrolled in e-market	Agri Marketing, DAC&FW, Ministry of Agriculture and Farmers' Welfare (MoA&FW)	Annual
Goal 3: Ensure healthy lives and promote well-being for all at all ages		
Target 3.1: By 2030, reduce the global maternal mortality ratio to less than 70 per 1,00,000 live births		

National Indicator	Data Source	Periodicity
3.1.1: Maternal Mortality Ratio, (per 1,00,000 live births)	Office of the Registrar General , India, Ministry of Home Affairs	Annual
3.1.2: Percentage of births attended by skilled health personnel (Period 5 years)	Ministry of Health and Family Welfare (National Family Health Survey)	3 Years
3.1.3: Percentage of births attended by skilled health personnel (Period 1 year)	Ministry of Health and Family Welfare (National Family Health Survey)	3 Years
3.1.4: Percentage of women aged 15-49 years with a live birth, for last birth, who received antenatal care, four times or more (Period 5 years/1 year)	Ministry of Health and Family Welfare (National Family Health Survey)	3 Years
Target 3.2: By 2030, end preventable deaths of newborns and children under 5 years of age, with all countries aiming to reduce neonatal mortality to at least as low as 12 per 1,000 live births and under-5 mortality to at least as low as 25 per 1,000 live births		
3.2.1: Under-five mortality rate, (per 1,000 live births)	Office of the Registrar General , India, Ministry of Home Affairs	Annual
3.2.2: Neonatal mortality rate (per 1,000 live births)	Office of the Registrar General , India, Ministry of Home Affairs	Annual
Target 3.3: By 2030, end the epidemics of AIDS, tuberculosis, malaria and neglected tropical diseases and combat hepatitis, water- borne diseases and other communicable diseases		
3.3.1: Number of new HIV infections per 1,000 uninfected population	Ministry of Health and Family Welfare (National AIDS Control Organisation)	Annual
3.3.2: Tuberculosis incidence per 1,00,000 population	Ministry of Health and Family Welfare (RNTCP Division)	Annual
3.3.3: Malaria incidence per 1,000 population	Ministry of Health and Family Welfare (NVBDCP Division)	Annual
3.3.4: Prevalence of Hepatitis 'B' per 1,00,000 population	Ministry of Health and Family Welfare	Annual

National Indicator	Data Source	Periodicity
3.3.5: Dengue: Case Fatality Ratio	Ministry of Health and Family Welfare (NVBDCP Division)	Annual
3.3.6: Proportion of grade-2 cases amongst new cases of Leprosy, (Per million population)	Ministry of Health and Family Welfare	Annual
3.3.7: Percentage of blocks reporting < 1 Kala Azar case per 10,000 population out of the total endemic blocks	Ministry of Health and Family Welfare (NVBDCP Division)	Annual
3.3.8: Percentage of districts reporting < 1% Microfilaria rate (MF) out of Targeted Endemic districts	Ministry of Health and Family Welfare (NVBDCP Division)	Annual
Target 3.4: By 2030, reduce by one third premature mortality from non-communicable diseases through prevention and treatment and promote mental health and well-being		
3.4.1: Number of deaths due to cancer	Ministry of Health and Family Welfare	Annual
3.4.2: Suicide mortality rate, (per 1,00,000 population)	(a) Numerator: National Crime Records Bureau, Ministry of Home Affairs (b) Denominator: Office of the Registrar General, India, Ministry of Home Affairs	Annual
Target 3.5: Strengthen the prevention and treatment of substance abuse, including narcotic drug abuse and harmful use of alcohol		
3.5.1: Percentage of population (men (15-49 years) & women (15 - 49 years)) who drink alcohol about once a week out of total population (men (15-49 years) & women (15 - 49 years)) who drink alcohol	Ministry of Health and Family Welfare (National Family Health Survey)	3 Years
3.5.2: Number of persons treated in de-addiction centres (in number)	Department of Social Justice & Empowerment, Ministry of Social Justice & Empowerment	Annual
3.5.3: Percentage of population (men (15-54 years) and women (15-49 years)) who consume alcohol	Ministry of Health and Family Welfare	3 Years
Target 3.6: By 2020, halve the number of global deaths and injuries from road traffic accidents		

National Indicator	Data Source	Periodicity
3.6.1: People killed/injured in road accidents (per 1,00,000 population)(similar to 11.2.2)	(a) Numerator: National Crime Records Bureau, Ministry of Home Affairs (b) Denominator: Office of the Registrar General , India, Ministry of Home Affairs	Annual
Target 3.7: By 2030, ensure universal access to sexual and reproductive health-care services, including for family planning, information and education, and the integration of reproductive health into national strategies and programmes		
3.7.1: Percentage of currently married women aged 15-49 years who have their need for family planning satisfied with modern methods	Ministry of Health and Family Welfare (National Family Health Survey)	3 Years
3.7.2: Adolescent birth rate (aged 15-19 years) per 1,000 women in that age group	Office of the Registrar General , India, Ministry of Home Affairs	Annual
3.7.3: Percentage of Institutional Births (5 years/1 years)	Ministry of Health and Family Welfare (National Family Health Survey)	3 Years
3.7.4: Percentage of currently married women (15-49 years) who use any modern family planning methods (similar to Indicator 3.8.1 and 5.6.1)	Ministry of Health and Family Welfare (National Family Health Survey)	3 Years
3.7.5: Percentage of women aged 15-19 years who were already mothers or pregnant	Ministry of Health and Family Welfare (National Family Health Survey)	3 Years
Target 3.8: Achieve universal health coverage, including financial risk protection, access to quality essential health-care services and access to safe, effective, quality and affordable essential medicines and vaccines for all		
3.8.1: Percentage of currently married women (15-49 years) who use any modern family planning methods (similar to Indicator 3.7.4 and 5.6.1)	Ministry of Health and Family Welfare (National Family Health Survey)	3 Years
3.8.2: Proportion of population with large household expenditures on health as a share of total household expenditure or income	SDRD, MoSPI	5 years
3.8.3: Percentage of people living with HIV currently receiving ART among the detected number of adults and children living with HIV	Ministry of Health and Family Welfare (National AIDS Control Organisation)	Annual

National Indicator	Data Source	Periodicity
3.8.4: Prevalence of hypertension among men and women age 15-49 years	Ministry of Health and Family Welfare (National Family Health Survey)	3 Years
3.8.5: Percentage of population in age group 15-49 who reported sought treatment out of total population in that age group having diabetes	Ministry of Health and Family Welfare (National Family Health Survey)	3 Years
3.8.6: Percentage of women aged 15-49 who have ever undergone Cervix examinations	Ministry of Health and Family Welfare (National Family Health Survey)	3 Years
3.8.7: Percentage of TB cases successfully treated (cured plus treatment completed) among TB cases notified to the national health authorities during a specified period	Ministry of Health and Family Welfare (RNTCP Division)	2 Years
3.8.8: Total physicians, nurses and midwives per 10,000 population, (similar to Indicator 3.c.1)	Public health Division, Ministry of Health and Family Welfare	Annual
Target 3.9: By 2030, substantially reduce the number of deaths and illnesses from hazardous chemicals and air, water and soil pollution and contamination		
3.9.2: Proportion of men and women reporting Asthma in the age group 15-49 years	Ministry of Health and Family Welfare (National Family Health Survey)	3 Years
3.9.3: Mortality rate attributed to unintentional poisoning, (per 1,00,000 population)	(a) Numerator: National Crime Records Bureau, Ministry of Home Affairs (b) Denominator: Office of the Registrar General , India, Ministry of Home Affairs	Annual
Target 3.a: Strengthen the implementation of the World Health Organization Framework Convention on Tobacco Control in all countries, as appropriate		
3.a.1: Percentage of adults 15 years and above with use of any kind of tobacco (smoking and smokeless)	Ministry of Health and Family Welfare (Global Adult Tobacco Survey)	5 Years

National Indicator	Data Source	Periodicity
Target 3.b: Support the research and development of vaccines and medicines for the communicable and non-communicable diseases that primarily affect developing countries, provide access to affordable essential medicines and vaccines, in accordance with the Doha Declaration on the TRIPS agreement and public health, which affirms the right of developing countries to use to the full the provisions in the agreement on trade-Related aspects of Intellectual property Rights regarding flexibilities to protect public health, and, in particular, provide access to medicines for all		
3.b.1: Percentage of children aged 12-23 months fully immunized (BCG, Measles and three doses of Pentavalent vaccine)	Ministry of Health and Family Welfare (National Family Health Survey)	3 Years
3.b.2: Budgetary allocation for Department of Health Research, (in Rs. crore)	Ministry of Health and Family Welfare	Annual
Target 3.c: Substantially increase health financing and the recruitment, development, training and retention of the health workforce in developing countries, especially in least developed countries and small island developing States		
3.c.1: Total physicians, nurses and midwives per 10,000 population, in percentage (similar to Indicator 3.8.8)	Public health Division, Ministry of Health and Family Welfare	Annual
3.c.2: Percentage of government spending (including current and capital expenditure) in health sector to GDP	National Accounts Division, NSO, MoSPI	Annual
Target 3.d: Strengthen the capacity of all countries, in particular developing countries, for early warning, risk reduction and management of national and global health risks		
3.d.1: International Health Regulations (IHR) capacity and health emergency preparedness	Ministry of Health and Family Welfare, NCDC	Annual
Goal 4: Ensure inclusive and equitable quality education and promote lifelong learning opportunities for all		
Target 4.1: By 2030, ensure that all girls and boys complete free, equitable and quality primary and secondary education leading to relevant and effective learning outcomes		
4.1.1: Percentage of students in grade 3, 5, 8 and 10 achieving at least a minimum proficiency level in terms of nationally defined learning outcomes to be attained by pupils at the end of each of above grades	Department of School Education and Literacy, Ministry of Education	Annual
4.1.2: Gross Intake Ratio to the last grade (primary, upper primary and secondary)	Department of School Education and Literacy, Ministry of Education	Annual

National Indicator	Data Source	Periodicity
4.1.3: Gross Enrolment Ratio in higher secondary education	Department of School Education and Literacy, Ministry of Education	Annual
4.1.4: Net Enrolment Ratio in primary and upper primary education	Department of School Education and Literacy, Ministry of Education	Annual
4.1.5: Adjusted Net Enrolment Ratio in primary, upper primary and secondary education	Department of School Education and Literacy, Ministry of Education	Annual
4.1.6: Proportion of students enrolled in Grade 1 who reaches last grade or primary/upper primary/ secondary levels	MIS, NSS, MoSPI	3 years
4.1.7: Number of years (i) free and (ii) compulsory education guaranteed in legal frameworks	Department of School Education and Literacy, Ministry of Education	Annual
Target 4.2: By 2030, ensure that all girls and boys have access to quality early childhood development, care and pre-primary education so that they are ready for primary education		
4.2.1: Gross early childhood education enrolment ratio	Department of School Education and Literacy, Ministry of Education	Annual
4.2.2: Participation rate in organized learning one year before official primary entry	Department of School Education and Literacy, Ministry of Education	Annual
Target 4.3: By 2030, ensure equal access for all women and men to affordable and quality technical, vocational and tertiary education, including university		
4.3.1: Participation rate of youth and adults in formal and non-formal education and training in the previous 12 months	MIS, NSS, MoSPI	3 years
4.3.2: Proportion of male-female enrolled in higher education, technical and vocational education	Department of Higher Education, Ministry of Education	Annual
4.3.3: Gross enrolment ratio for tertiary education	Department of Higher Education, Ministry of Education	Annual

National Indicator	Data Source	Periodicity
Target 4.4: By 2030, substantially increase the number of youth and adults who have relevant skills, including technical and vocational skills, for employment, decent jobs and entrepreneurship		
4.4.1: Proportion of youth and adults with information and communication technology (ICT) skills	MIS, NSS, MoSPI	3 years
Target 4.5: By 2030, eliminate gender disparities in education and ensure equal access to all levels of education and vocational training for the vulnerable, including persons with disabilities, indigenous peoples and children in vulnerable situations		
4.5.1: Gender Parity indices for Primary/ Secondary/Higher Secondary/Tertiary education	Ministry of Education	Annual
4.5.2: Enrolment ratio of children with disabilities	Department of School Education and Literacy, Ministry of Education	Annual
Target 4.6: By 2030, ensure that all youth and a substantial proportion of adults, both men and women, achieve literacy and numeracy		
4.6.1: Literacy rate of youth in the age group of 15-24 years	Office of the Registrar General , India, Ministry of Home Affairs	10 Years
Target 4.7: By 2030, ensure that all learners acquire the knowledge and skills needed to promote sustainable development, including, among others, through education for sustainable development and sustainable lifestyles, human rights, gender equality, promotion of a culture of peace and non-violence, global citizenship and appreciation of cultural diversity and of culture's contribution to sustainable development		
4.7.1: Extent to which (i) global citizenship education and (ii) education for sustainable development are mainstreamed in (a) national education policies; (b) curricula; (c) teacher education; and (d) student assessment (Similar to Indicators 12.8.1 and 13.3.1)	Department of School Education and Literacy, Ministry of Education	Annual
Target 4.a: Build and upgrade education facilities that are child, disability and gender sensitive and provide safe, non-violent, inclusive and effective learning environments for all		

National Indicator	Data Source	Periodicity
4.a.1 Proportion of schools with access to:(a) electricity; (b) computers for pedagogical purposes;(c) adapted infrastructure and materials for students with disabilities/ disabled friendly ramp andtoilets;(d)basic drinkingwater;(e)single-sex basic sanitation facilities;and(f)basic hand washing facilities (as per the WASH indicator definitions), (in percentage)	Department of School Education and Literacy, Ministry of Education	Annual
Target 4.b: By 2020, substantially expand globally the number of scholarships available to developing countries, in particular least developed countries, small island developing States and African countries, for enrolment in higher education, including vocational training and information and communications technology, technical, engineering and scientific programmes, in developed countries and other developing countries		
National Indicator is under development		
Target 4.c: By 2030, substantially increase the supply of qualified teachers, including through international cooperation for teacher training in developing countries, especially least developed countries and small island developing States		
4.c.1: Proportion of trained teachers, by education level (primary, upper primary, elementary, secondary and higher secondary education)	Department of School Education and Literacy, Ministry of Education	Annual
Goal 5: Achieve gender equality and empower all women and girls		
Target 5.1: End all forms of discrimination against all women and girls everywhere		
5.1.1: Whether or not legal framework are in place to promote, enforce and monitor equality and non-discrimination on the basis of sex, (in percentage)	Ministry of Women and Child Development	Annual
5.1.2: Per lakh women that have been subjected to dowry offences during the year	National Crime Records Bureau, Ministry of Home Affairs	Annual
5.1.3: Sex Ratio at Birth (in Per 1,000 male live births)	Office of the Registrar General, India, Ministry of Home Affairs	Annual

National Indicator	Data Source	Periodicity
5.1.4: Rate of crimes against women per 1,00,000 female population	(a) Numerator: National Crime Records Bureau, Ministry of Home Affairs (b) Denominator: Office of the Registrar General , India, Ministry of Home Affairs	Annual
Target 5.2: Eliminate all forms of violence against all women and girls in the public and private spheres, including trafficking and sexual and other types of exploitation		
5.2.1: Proportion of crime against women to total crime reported in the country during the calendar year	National Crime Records Bureau, Ministry of Home Affairs	Annual
5.2.2: Per lakh women who have experienced sexual crimes during the year	National Crime Records Bureau, Ministry of Home Affairs	Annual
5.2.3: Per lakh women who have experienced cruelty/ physical violence by husband or his relative during the calendar year	National Crime Records Bureau, Ministry of Home Affairs	Annual
5.2.4: Proportion of sexual crime against girl children to total crime against children during the calendar year	National Crime Records Bureau, Ministry of Home Affairs	Annual
5.2.5: Proportion of trafficking of girl children to total children trafficked during the calendar year	National Crime Records Bureau, Ministry of Home Affairs	Annual
5.2.6: Percentage of ever married women age 15-49 years who have ever experienced physical or sexual violence committed by their husband	Ministry of Health and Family Welfare (National Family Health Survey)	3 Years
5.2.7: Child Sex Ratio (0-6 years) (females per 1,000 males)	Office of the Registrar General , India, Ministry of Home Affairs	10 Years
Target 5.3: Eliminate all harmful practices, such as child, early and forced marriage and female genital mutilation		
5.3.1: Percentage of women aged 20-24 years who were married by exact age 18 years	Ministry of Health and Family Welfare (National Family Health Survey)	3 Years
5.3.2: Proportion of cases reported under the Prohibition of Child Marriage Act (early marriage of children below 18 years of age) to total crime against children	National Crime Records Bureau, Ministry of Home Affairs	Annual

National Indicator	Data Source	Periodicity
Target 5.4: Recognize and value unpaid care and domestic work through the provision of public services, infrastructure and social protection policies and the promotion of shared responsibility within the household and the family as nationally appropriate		
5.4.1: Proportion of time spent on unpaid domestic and care work	TUS, NSS, MoSPI	3 Years
Target 5.5: Ensure women's full and effective participation and equal opportunities for leadership at all levels of decision-making in political, economic and public life		
5.5.1: Proportion of seats held by women in national Parliament, State Legislation and Local Self Government (similar to Indicators 10.2.2 and 16.7.1)	(1) Election Commission of India (2) Rajya Sabha Secretariat (3) Ministry of Panchayati Raj	5 years for Lok Sabha and PRI; 2 Years for Rajya Sabha
5.5.2: Proportion of women in managerial positions including women in Board of Director, in listed companies, (per 1,000 persons)	Ministry of Corporate Affairs	Annual
5.5.3: Number of women candidates out of total candidates contesting elections (in percentage)	Election Commission of India	5 Years
Target 5.6: Ensure universal access to sexual and reproductive health and reproductive rights as agreed in accordance with the programme of Action of the International Conference on population and Development and the Beijing platform for Action and the outcome documents of their review conferences		
5.6.1: Percentage of currently married women (15-49 years) who use modern methods of family planning (similar to Indicators 3.7.4 and 3.8.1)	Ministry of Health and Family Welfare (National Family Health Survey)	3 Years
5.6.2: Unmet need for family planning for currently married women aged 15-49 years (in percentage)	Ministry of Health and Family Welfare (National Family Health Survey)	3 Years
5.6.3: Percentage of population aged 15-24 years with comprehensive knowledge of HIV/ AIDS	Ministry of Health and Family Welfare (National Family Health Survey)	3 Years
Target 5.a: Undertake reforms to give women equal rights to economic resources, as well as access to ownership and control over land and other forms of property, financial services, inheritance and natural resources, in accordance with national laws		
5.a.1: Operational land holdings - (female operated operational holding)	Agriculture Census, DAC&FW, Ministry of Agriculture and Farmers' Welfare	5 years

National Indicator	Data Source	Periodicity
5.a.2: No. of borrowers per 1,00,000 adults (Male and Female)	MIS, NSS, MoSPI	3 years
5.a.3: Wages of casual labourers (gender wise) other than public works, (Rs. per day)	PLFS, National Sample Survey, NSO, MoSPI	Annual, giving quarterly estimates
5.a.4: Average agricultural wage earnings from casual labour work other than public works, (Rs. per day)	PLFS, National Sample Survey, NSO, MoSPI	Annual, giving quarterly estimates
5.a.5: Exclusive women SHGs in Bank linked SHGs, (in percentage)	National Bank for Agriculture and Rural Development (NABARD)	Annual
5.a.6: Percentage of adult having an account at a formal financial institution	MIS, NSS, MoSPI	3 years
5.a.7: Percentage of women having an account at a formal financial institution	MIS, NSS, MoSPI	3 years
Target 5.b: Enhance the use of enabling technology, in particular information and communications technology, to promote the empowerment of women		
5.b.1: Percentage of women employed in IT and ITeS industry	Ministry of Electronics and Information Technology	Annual
Target 5.c: Adopt and strengthen sound policies and enforceable legislation for the promotion of gender equality and the empowerment of all women and girls at all levels		
5.c.1: Number of Central Ministries and States having Gender Budget Cells (GBCs)	Ministry of Women and Child Development	Annual
Goal 6: Ensure availability and sustainable management of water and sanitation for all		
Target 6.1: By 2030, achieve universal and equitable access to safe and affordable drinking water for all		
6.1.1: Percentage of Population getting safe and adequate drinking water within premises through Pipe Water Supply (PWS)	Ministry of Jal Shakti, DWS for Rural and MIS, NSS, MoSPI for Urban	Annual for Rural and 3 years for Urban
6.1.2: Percentage of population using an improved drinking water source (Rural)	DWS, Ministry of Jal Shakti	Annual

National Indicator	Data Source	Periodicity
Target 6.2: By 2030, achieve access to adequate and equitable sanitation and hygiene for all and end open defecation, paying special attention to the needs of women and girls and those in vulnerable situations		
6.2.1: Proportion of households having access to toilet facility (Urban & Rural)	Ministry of Jal Shakti, DWS for Rural and MIS, NSS, MoSPI for Urban	Annual for Rural and 3 years for Urban
6.2.2: Percentage of Districts achieving Open Defecation Free (ODF) target	DWS, Ministry of Jal Shakti	Annual
6.2.3: Proportion of schools with separate toilet facility for girls	Department of School Education and Literacy, Ministry of Education	Annual
Target 6.3: By 2030, improve water quality by reducing pollution, eliminating dumping and minimizing release of hazardous chemicals and materials, halving the proportion of untreated wastewater and substantially increasing recycling and safe reuse globally		
6.3.1: Percentage of sewage treated before discharge into surface water bodies	Ministry of Environment Forest and Climate Change	Annual
6.3.2: Proportion of Water Bodies with Good Ambient Water Quality	Ministry of Environment Forest and Climate Change	Annual
6.3.3: Proportion of waste water treatment capacity created vis-a-vis total generation	Ministry of Environment Forest and Climate Change	Annual
Target 6.4: By 2030, substantially increase water-use efficiency across all sectors and ensure sustainable withdrawals and supply of freshwater to address water scarcity and substantially reduce the number of people suffering from water scarcity		
6.4.1: Percentage ground water withdrawal against availability	CGWB, Ministry of Jal Shakti	Annual
6.4.2: Per capita storage of water, (in m ³ /person)	CWC, Ministry of Jal Shakti	Annual
6.4.3: Per capita availability of water (in m ³ /person)	CWC, Ministry of Jal Shakti	5 Years
Target 6.5: By 2030, implement integrated water resources management at all levels, including through transboundary cooperation as appropriate		
6.5.1: Percentage area of river basins brought under integrated water resources management	Ministry of Jal Shakti	3 Years

National Indicator	Data Source	Periodicity
Target 6.6: By 2020, protect and restore water-related ecosystems, including mountains, forests, wetlands, rivers, aquifers and lakes		
6.6.1: Percentage of blocks/mandals/taluka over-exploited	CGWB, Ministry of Jal Shakti	Annual
6.6.2: Percentage sewage load treated in major rivers	Ministry of Jal Shakti	Annual
6.6.3: Biological assessment information of surface water bodies	Ministry of Jal Shakti	Annual
Target 6.a: By 2030, expand international cooperation and capacity-building support to developing countries in water- and sanitation-related activities and programmes, including water harvesting, desalination, water efficiency, wastewater treatment, recycling and reuse technologies		
National Indicator is under development		
Target 6.b: Support and strengthen the participation of local communities in improving water and sanitation management		
6.b.1: Proportion of villages with Village Water & Sanitation Committee [VWSC]	DWS, Ministry of Jal Shakti	Annual
Goal 7: Ensure access to affordable, reliable, sustainable and modern energy for all		
Target 7.1: By 2030, ensure universal access to affordable, reliable and modern energy services		
7.1.1: Percentage of households electrified	Ministry of Power	Annual
7.1.2: Percentage of household using clean cooking fuel	Ministry of Petroleum and Natural Gas	Annual
Target 7.2: By 2030, increase substantially the share of renewable energy in the global energy mix		
7.2.1: Renewable energy share in the total installed electricity generation	Ministry of New and Renewable Energy	Annual
Target 7.3: By 2030, double the global rate of improvement in energy efficiency		
7.3.1: Energy intensity measured in terms of primary energy and GDP, (in mega joules per rupee)	Ministry of Coal, Ministry of Petroleum and Natural Gas and Central Electricity Authority	Annual
Target 7.a: By 2030, enhance international cooperation to facilitate access to clean energy research and technology, including renewable energy, energy efficiency and advanced and cleaner fossil-fuel technology, and promote investment in energy infrastructure and clean energy technology		
National Indicator is under development		

National Indicator	Data Source	Periodicity
Target 7.b: By 2030, expand infrastructure and upgrade technology for supplying modern and sustainable energy services for all in developing countries, in particular least developed countries, small island developing States and landlocked developing countries, in accordance with their respective programmes of support		
7.b.1: Installed renewable energy generating capacity in the country (in watts per capita) (Similar to 12.a.1)	Ministry of New and Renewable Energy	Annual
Goal 8: promote sustained, inclusive and sustainable economic growth, full and productive employment and decent work for all		
Target 8.1: Sustain per capita economic growth in accordance with national circumstances and, in particular, at least 7 per cent GDP growth per annum in the least developed countries		
8.1.1: Annual growth rate of GDP (adjusted to price changes) per capita	National Accounts Division, NSO, MoSPI	Annual
Target 8.2: Achieve higher levels of economic productivity through diversification, technological upgrading and innovation, including through a focus on high-value added and labour-intensive sectors		
8.2.1: Annual growth rate of GDP per employed person	National Accounts Division, NSO, MoSPI	Annual
8.2.2: Total number of patents issued (granted), (similar to Indicator 8.3.2 and 9.5.3)	Department for Promotion of Industry and Internal Trade (DPIIT), Ministry of Commerce and Industry	Annual
8.2.3: Annual growth in manufacturing sector, (in percentage)	National Accounts Division, NSO, MoSPI	Annual
8.2.4: Annual growth in agriculture sector, (in percentage)	National Accounts Division, NSO, MoSPI	Annual
Target 8.3: promote development-oriented policies that support productive activities, decent job creation, entrepreneurship, creativity and innovation, and encourage the formalization and growth of MSME, including through access to financial services		
8.3.1: Percentage of workers in informal sector among total workers engaged in non-agriculture sector	PLFS, National Sample Survey, NSO, MoSPI	Annual
8.3.2: Total number of patents issued (granted) (similar to indicators 8.2.2 and 9.5.3)	Department for Promotion of Industry and Internal Trade (DPIIT), Ministry of Commerce and Industry	Annual
8.3.3: Outstanding Credit to MSME (in rupees crore)	Ministry of Micro, Small and Medium Enterprises	Annual
8.3.4: Number of MSME units registered under the online Udyog Aadhaar registration	Ministry of Micro, Small and Medium Enterprises	Annual

National Indicator	Data Source	Periodicity
8.3.5: Number of start-ups recognized under Start-up India	Department for Promotion of Industry and Internal Trade (DPIIT), Ministry of Commerce and Industry	Annual
Target 8.4: Improve progressively, through 2030, global resource efficiency in consumption and production and Endeavour to decouple economic growth from environmental degradation, in accordance with the 10Year Framework of programmes on Sustainable Consumption and production, with developed countries taking the lead		
8.4.1: Proportion of waste recycled vs. waste generated	CPCB, Ministry of Environment Forest and Climate Change	Annual
8.4.2: Per capita fossil fuel consumption, (in Kg.)	Ministry of Petroleum and Natural Gas	Annual
Target 8.5: By 2030, achieve full and productive employment and decent work for all women and men, including for young people and persons with disabilities, and equal pay for work of equal value		
8.5.1: Average hourly earnings of employees, by sex, age, occupation (in Rs.)	PLFS, National Sample Survey, NSO, MoSPI	Annual
8.5.2: Unemployment rate	PLFS, National Sample Survey, NSO, MoSPI	Annual
Target 8.6: By 2020, substantially reduce the proportion of youth not in employment, education or training		
8.6.1: Proportion of youth (15-24 years) not in education, employment or training (NEET)	MIS, NSS, MoSPI	3 years
Target 8.7: Take immediate and effective measures to eradicate forced labour, end modern slavery and human trafficking and secure the prohibition and elimination of the worst forms of child labour, including recruitment and use of child soldiers, and by 2025 end child labour in all its forms		
8.7.1: Human trafficking cases per 10,00,000 population	National Crime Records Bureau, Ministry of Home Affairs	Annual
8.7.2: Number of missing children, (similar to Indicator 16.2.3)	National Crime Records Bureau, Ministry of Home Affairs	Annual
Target 8.8: protect labour rights and promote safe and secure working environments for all workers, including migrant workers, in particular women migrants, and those in precarious employment		
8.8.1: Number of accidents in factories	Ministry of Labour and Employment	Annual

National Indicator	Data Source	Periodicity
8.8.2: Percentage of migrant workers	Office of the Registrar General , India, Ministry of Home Affairs	10 Years
8.8.3: Percentage of households receiving social protection benefits under Mahatma Gandhi National Rural Employment Guarantee Act (MGNREGA)	Ministry of Rural Development	Annual
Target 8.9: By 2030, devise and implement policies to promote sustainable tourism that creates jobs and promotes local culture and products		
8.9.1: Direct contribution of Tourism to total GDP and in growth rate	Ministry of Tourism	Annual
8.9.2: Percentage change in number of visits by tourists (domestic & foreign) over previous year	Ministry of Tourism	Annual
Target 8.10: Strengthen the capacity of domestic financial institutions to encourage and expand access to banking, insurance and financial services for all		
8.10.1: (a): Number of banking outlets per 1,00,000 population, (b) Automated Teller Machines (ATMs) per 1,00,000 population	(a) Numerator: Reserve Bank of India (b) Denominator: Office of the Registrar General, India, Ministry of Home Affairs	Annual
8.10.2: Number of accounts (including deposit and credit accounts) of scheduled commercial banks per 1,000 population (similar to 1.4.5)	(a) Numerator: Reserve Bank of India (b) Denominator: Office of the Registrar General, India, Ministry of Home Affairs	Annual
8.10.3: Indicator on financial inclusion	Department of Financial Services, Ministry of Finance	Annual
Target 8.a: Increase aid for trade support for developing countries, in particular least developed countries, including through the Enhanced Integrated Framework for trade-related technical assistance to Least Developed Countries		
National Indicator is under development		

National Indicator	Data Source	Periodicity
Target 8.b: By 2020, develop and operationalize a global strategy for youth employment and implement the Global Jobs pact of the International Labour Organization		
8.b.1: Existence of a developed and operationalized national strategy for youth employment, as a distinct strategy or as part of a national employment strategy	Ministry of Labour and Employment	Annual
Goal 9: Build resilient infrastructure, promote inclusive and sustainable industrialisation and foster innovation		
Target 9.1: Develop quality, reliable, sustainable and resilient infrastructure, including regional and trans-border infrastructure, to support economic development and human well-being, with a focus on affordable and equitable access for all		
9.1.1: Proportion of the rural population who live within 2 km of an all-season road	MIS, NSS, MoSPI	3 years
9.1.2: Passenger and freight volumes, by mode of transport	(1) Railway Board is data source for passenger movement and freight volumes by Railways (2) Research Wing of Ministry of Road Transport and Highway is data source for passenger movement and freight volumes by Roads (3) Ministry of Civil Aviation is data source for passenger movement and freight volumes by air	Annual
9.1.3: Gross Capital Formation by industry of use, (in Rs. crore)	National Accounts Division, NSO, MoSPI	Annual
Target 9.2: promote inclusive and sustainable industrialization and, by 2030, significantly raise industry's share of employment and gross domestic product, in line with national circumstances, and double its share in least developed countries		
9.2.1: Manufacturing Value Added (MVA) as a proportion of Gross Domestic Product (GDP) and per capita	National Accounts Division, NSO, MoSPI	Annual
9.2.2: Manufacturing employment as a proportion of total employment	PLFS, National Sample Survey, NSO, MoSPI	Annual

National Indicator	Data Source	Periodicity
9.2.3: Percentage share of GVA in Manufacturing to Total GVA	National Accounts Division, NSO, MoSPI	Annual
Target 9.3: Increase the access of small-scale industrial and other enterprises, in particular in developing countries, to financial services, including affordable credit, and their integration into value chains and markets		
9.3.1: Share of household sector in total industry value added	National Accounts Division, NSO, MoSPI	Annual
9.3.2: Percentage of credit flow to MSME as a percentage of Total Adjusted Net Bank Credit	Ministry of Micro, Small and Medium Enterprises	Annual
Target 9.4: By 2030, upgrade infrastructure and retrofit industries to make them sustainable, with increased resource-use efficiency and greater adoption of clean and environmentally sound technologies and industrial processes, with all countries taking action in accordance with their respective capabilities		
9.4.1: Total CO ₂ emissions of power sector per unit of GDP (in Tonne/Rupees Crore)	Central Electricity Authority, Ministry of Power	Annual
9.4.2: Energy use intensity of manufacturing value added, (Tonne of Oil Equivalent/000' rupees)	ESD, MoSPI	Annual
Target 9.5: Enhance scientific research, upgrade the technological capabilities of industrial sectors in all countries, in particular developing countries, including, by 2030, encouraging innovation and substantially increasing the number of research and development workers per 1 million people and public and private research and development spending		
9.5.1: Research and development expenditure as a proportion of GDP	National Accounts Division, NSO, MoSPI	Annual
9.5.2: Researchers (in full time equivalent) per million population	Ministry of Science and Technology	Annual
9.5.3: Total number of patents issued (granted), (similar to Indicator 8.2.2 and 8.3.2)	Department for Promotion of Industry and Internal Trade (DPIIT), Ministry of Commerce and Industry	Annual
Target 9.a: Facilitate sustainable and resilient infrastructure development in developing countries through enhanced financial, technological and technical support to African countries, least developed countries, landlocked developing countries and small island developing States		
National Indicator is under development		
Target 9.b: Support domestic technology development, research and innovation in developing countries, including by ensuring a conducive policy environment for, inter alia, industrial diversification and value addition to commodities		

National Indicator	Data Source	Periodicity
9.b.1: Share of IPP in total Gross Fixed Capital Formation	National Accounts Division, NSO, MoSPI	Annual
9.b.2: Share of GVA of Information and Computer related activities in total GVA	National Accounts Division, NSO, MoSPI	Annual
Target 9.c: Significantly increase access to information and communications technology and strive to provide universal and affordable access to the Internet in least developed countries by 2020		
9.c.1: Number of Internet Subscriptions as percentage of total population	Department of Telecommunications, Ministry of Communications	Annual
9.c.2: Number of broadband subscribers per 10,000 persons	Department of Telecommunications, Ministry of Communications	Annual
Goal 10: Reduce inequality within and among countries		
Target 10.1: By 2030, progressively achieve and sustain income growth of the bottom 40 per cent of the population at a rate higher than the national average		
10.1.1: Growth rates of household expenditure per capita among the bottom 40 per cent of the population and the total population	National Sample Survey, NSO, MoSPI	5 Years
10.1.2: Gini Coefficient of household expenditure	National Sample Survey, NSO, MoSPI	5 Years
Target 10.2: By 2030, empower and promote the social, economic and political inclusion of all, irrespective of age, sex, disability, race, ethnicity, origin, religion or economic or other status		
10.2.1: Percentage of people living below 50 per cent of median per capita household expenditure	National Sample Survey, NSO, MoSPI	5 Years
10.2.2: Proportion of seats held by women in national Parliament, State Legislation and Local Self Government, (similar to Indicators 5.5.1 and 16.7.1)	(1) Election Commission of India (2) Rajya Sabha Secretariat (3) Ministry of Panchayati Raj	5 years for Lok Sabha & PRI; 2 Years for Rajya Sabha
10.2.3: Proportion of SC/ST persons in Elected bodies, (Lok Sabha) (similar to 16.7.2)	Election Commission of India	5 Years
Target 10.3: Ensure equal opportunity and reduce inequalities of outcome, including by eliminating discriminatory laws, policies and practices and promoting appropriate legislation, policies and action in this regard		
National Indicator is under development		

National Indicator	Data Source	Periodicity
Target 10.4: Adopt policies, especially fiscal, wage and social protection policies, and progressively achieve greater equality		
10.4.1: Labour Share of GDP	National Accounts Division, NSO, MoSPI	Annual
10.4.2: Percentage of budget allocated to North Eastern States	Ministry of Finance	Annual
10.4.3: Percentage of budget allocated for welfare of SCs and STs	Ministry of Finance	Annual
Target 10.5: Improve the regulation and monitoring of global financial markets and institutions and strengthen the implementation of such regulations		
National Indicator is under development		
Target 10.6: Ensure enhanced representation and voice for developing countries in decision-making in global international economic and financial institutions in order to deliver more effective, credible, accountable and legitimate institutions		
10.6.1: Whether the Country is a member and has voting rights in international organizations (similar to Indicator 16.8.1)	Ministry of External Affairs	Annual
Target 10.7: Facilitate orderly, safe, regular and responsible migration and mobility of people, including through the implementation of planned and well-managed migration policies		
10.7.1: Recruitment cost borne by employee as a proportion of monthly income earned in country of destination	Ministry of External Affairs	Annual
Target 10.a: Implement the principle of special and differential treatment for developing countries, in particular least developed countries, in accordance with World Trade Organization agreements		
National Indicator is under development		
Target 10.b: Encourage official development assistance and financial flows, including foreign direct investment, to states where the need is greatest, in particular least developed countries, African countries, small island developing States and landlocked developing countries, in accordance with their national plans and programmes		
National Indicator is under development		
Target 10.c: By 2030, reduce to less than 3 per cent the transaction costs of migrant remittances and eliminate remittance corridors with costs higher than 5 per cent		
10.c.1: Remittance costs as a proportion of the amount remitted(cost of Sending/Receiving USD 200 in Public Sector Banks)	Reserve Bank of India	Annual

National Indicator	Data Source	Periodicity
Goal 11: Make cities and human settlements inclusive, safe, resilient and sustainable		
Target 11.1: By 2030, ensure access for all to adequate, safe and affordable housing and basic services and upgrade slums		
11.1.1: Proportion of urban population living in slums, informal settlements or inadequate housing	MIS, NSS, MoSPI	3 years
Target 11.2: By 2030, provide access to safe, affordable, accessible and sustainable transport systems for all, improving road safety, notably by expanding public transport, with special attention to the needs of those in vulnerable situations, women, children, persons with disabilities and older persons		
11.2.1: Proportion of Households in urban areas having convenient access to public transport	MIS, NSS, MoSPI	3 years
11.2.2: People killed/injured in road accidents (per 1,00,000 population) (similar to 3.6.1)	(a) Numerator: National Crime Records Bureau, Ministry of Home Affairs (b) Denominator: Office of the Registrar General, India, Ministry of Home Affairs	Annual
Target 11.3: By 2030, enhance inclusive and sustainable urbanization and capacity for participatory, integrated and sustainable human settlement planning and management in all countries		
11.3.1: Proportion of cities with Master plans (similar to 11.a.1)	Ministry of Housing and Urban Affairs	Annual
Target 11.4: Strengthen efforts to protect and safeguard the world's cultural and natural heritage		
11.4.1: Total per capita expenditure on the preservation, protection and conservation of all cultural and natural heritage	Ministry of Culture	Annual
Target 11.5: By 2030, significantly reduce the number of deaths and the number of people affected and substantially decrease the direct economic losses relative to global GDP caused by disasters, including water-related disasters, with a focus on protecting the poor and people in vulnerable situations		
11.5.1: Number of deaths, missing persons and directly affected persons attributed to disasters per 100,000 population (similar to Indicator 1.5.1 and 13.1.1)	Disaster Management Division, Ministry of Home Affairs	Annual
Target 11.6: By 2030, reduce the adverse per capita environmental impact of cities, including by paying special attention to air quality and municipal and other waste management		

National Indicator	Data Source	Periodicity
11.6.1: Percentage of waste processed	Ministry of Housing and Urban Affairs	Annual
11.6.2: Annual mean levels of fine particulate matter (e.g. PM2.5 and PM10) in cities (population weighted)	Ministry of Environment Forest and Climate Change	Annual
11.6.3: Number of days the levels of fine particulate matter (PM2.5 and PM10) above mean level	Ministry of Environment Forest and Climate Change	Annual
11.6.4: Percentage of wards with 100% door to door waste collection	Ministry of Housing and Urban Affairs	Annual
Target 11.7: By 2030, provide universal access to safe, inclusive and accessible, green and public spaces, in particular for women and children, older persons and persons with disabilities		
11.7.1: Proportion of households reporting an open space within 500 meters from premises (urban)	MIS, NSS, MoSPI	3 years
Target 11.a: Support positive economic, social and environmental links between urban, peri-urban and rural areas by strengthening national and regional development planning		
11.a.1: Proportion of cities with Master plans (similar to 11.3.1)	Ministry of Housing and Urban Affairs	Annual
Target 11.b: By 2020, substantially increase the number of cities and human settlements adopting and implementing integrated policies and plans towards inclusion, resource efficiency, mitigation and adaptation to climate change, resilience to disasters, and develop and implement, in line with the Sendai Framework for Disaster Risk Reduction 2015-2030, holistic disaster risk management at all levels		
11.b.1: Whether the country has adopted and implemented national disaster risk reduction strategies in line with the Sendai Framework for Disaster Risk Reduction 2015-2030 (similar to Indicator 1.5.3 and 13.1.2)	Disaster Management Division, Ministry of Home Affairs	Annual
11.b.2: Proportion of local governments that adopt and implement local disaster risk reduction strategies in line with national disaster risk reduction strategies, (similar to Indicator 1.5.4 and 13.1.3)	Disaster Management Division, Ministry of Home Affairs	Annual
Target 11.c: Support least developed countries, including through financial and technical assistance, in building sustainable and resilient buildings utilizing local materials		
National indicator is under development		
Goal 12: Ensure sustainable consumption and production patterns		

National Indicator	Data Source	Periodicity
Target 12.1: Implement the 10-Year Framework of programmes on Sustainable Consumption and production patterns, all countries taking action, with developed countries taking the lead, taking into account the development and capabilities of developing countries		
12.1.1: Number of countries with sustainable consumption and production (SCP) national action plans or SCP mainstreamed as a priority or a target into national policies	Ministry of Environment Forest and Climate Change	Annual
Target 12.2: By 2030, achieve the sustainable management and efficient use of natural resources		
12.2.1: Percentage variation in per capita use of natural resources	National Accounts Division, NSO, MoSPI	Annual
Target 12.3: By 2030, halve per capita global food waste at the retail and consumer levels and reduce food losses along production and supply chains, including post-harvest losses		
12.3.1: Per capita food availability, (Kg per year per person)	FE, DAC&FW, Ministry of Agriculture and Farmers' Welfare	Annual
12.3.2: Post harvest storage and distribution losses of central/states pool stocks of wheat and rice	Ministry of Consumer Affairs, Food and Public Distribution	Annual
Target 12.4: By 2020, achieve the environmentally sound management of chemicals and all wastes throughout their life cycle, in accordance with agreed international frameworks, and significantly reduce their release to air, water and soil in order to minimize their adverse impacts on human health and the environment		
12.4.1: Whether the country has ratified international Multilateral Environmental Agreements on hazardous waste and other chemicals	Ministry of Environment Forest and Climate Change	Annual
12.4.2: (a) Hazardous waste generated per capita (in MT/ person); and (b) proportion of hazardous waste treated, by type of treatment	Ministry of Environment Forest and Climate Change	Annual
Target 12.5: By 2030, substantially reduce waste generation through prevention, reduction, recycling and reuse		
12.5.1: Number of waste recycling plants installed	Ministry of Housing and Urban Affairs	Annual
12.5.2: Number of Urban Local Bodies using waste segregation techniques	Ministry of Housing and Urban Affairs	Annual
12.5.3: Number of municipal corporations banning single use plastic	Ministry of Housing and Urban Affairs	Annual

National Indicator	Data Source	Periodicity
Target 12.6: Encourage companies, especially large and transnational companies, to adopt sustainable practices and to integrate sustainability information into their reporting cycle		
12.6.1: Proportion of companies publishing sustainability reports.	Ministry of Corporate Affairs	Annual
Target 12.7: promote public procurement practices that are sustainable, in accordance with national policies and priorities		
12.7.1: Green public procurement policy developed and adopted by the Central Ministries/States/UTs	Ministry of Finance	Annual
Target 12.8: By 2030, ensure that people everywhere have the relevant information and awareness for sustainable development and lifestyles in harmony with nature		
12.8.1: Extent to which (i) global citizenship education and (ii) education for sustainable development are mainstreamed in (a) national education policies; (b) curricula; (c) teacher education; and (d) student assessment (Similar to Indicators 4.7.1 and 13.3.1)	Department of School Education and Literacy, Ministry of Education	Annual
Target 12.a: Support developing countries to strengthen their scientific and technological capacity to move towards more sustainable patterns of consumption and production		
12.a.1: Installed renewable energy generating capacity in the country (in watts per capita) (Similar to 7.b.1)	Ministry of New and Renewable Energy	Annual
Target 12.b: Develop and implement tools to monitor sustainable development impacts for sustainable tourism that creates jobs and promotes local culture and products		
12.b.1: Implementation of standard accounting tools to monitor the economic and environmental aspects of tourism sustainability	Ministry of Tourism	Annual
Target 12.c: Rationalize inefficient fossil-fuel subsidies that encourage wasteful consumption by removing market distortions, in accordance with national circumstances, including by restructuring taxation and phasing out those harmful subsidies, where they exist, to reflect their environmental impacts, taking fully into account the specific needs and conditions of developing countries and minimizing the possible adverse impacts on their development in a manner that protects the poor and the affected communities		
12.c.1: Amount of fossil fuel subsidy per unit of GDP	a) Numerator - Ministry of Finance b) Denominator - National Accounts Division, MoSPI	Annual
Goal 13: Take urgent action to combat climate change and its impacts		

National Indicator	Data Source	Periodicity
Target 13.1: Strengthen resilience and adaptive capacity to climate-related hazards and natural disasters in all countries		
13.1.1: Number of deaths, missing persons and directly affected persons attributed to disasters per 100,000 population (similar to Indicator 1.5.1 and 11.5.1)	Disaster Management Division, Ministry of Home Affairs	Annual
13.1.2: Whether the country has adopted and implemented national disaster risk reduction strategies in line with the Sendai Framework for Disaster Risk Reduction 2015-2030, (similar to Indicator 1.5.3 and 11.b.1)	Disaster Management Division, Ministry of Home Affairs	Annual
13.1.3: Proportion of local governments that adopt and implement local disaster risk reduction strategies in line with national disaster risk reduction strategies, (similar to Indicator 1.5.4 and 11.b.2)	Disaster Management Division, Ministry of Home Affairs	Annual
Target 13.2: Integrate climate change measures into national policies, strategies and planning.		
13.2.1: Pre-2020 action: Achievement of pre-2020 goals as per country priority (percentage reduction in emission intensity of GDP, over 2005 level)	Ministry of Environment Forest and Climate Change	2 Years
13.2.2: Achievement of Nationally Determined Contribution (NDC) Goals in post 2020 period	Ministry of Environment Forest and Climate Change	Annual
Target 13.3: Improve education, awareness-raising and human and institutional capacity on climate change mitigation, adaptation, impact reduction and early warning		
13.3.1: Extent to which (i) global citizenship education and (ii) education for sustainable development are mainstreamed in (a) national education policies; (b) curricula; (c) teacher education; and (d) student assessment (Similar to Indicators 4.7.1 and 12.8.1), 2020	Department of School Education and Literacy, Ministry of Education	Annual
Target 13.a: Implement the commitment undertaken by developed-country parties to the United Nations Framework Convention on Climate Change to a goal of mobilizing jointly USD 100 billion annually by 2020 from all sources to address the needs of developing countries in the context of meaningful mitigation actions and transparency on implementation and fully operationalize the Green Climate Fund through its capitalization as soon as possible		
The target is not relevant in the national context		
Target 13.b: promote mechanisms for raising capacity for effective climate change-related planning and management in least developed countries and small island developing States, including focusing on women, youth and local and marginalized communities		

National Indicator	Data Source	Periodicity
The target is not relevant in the national context		
Goal 14: Conserve and sustainably use the oceans, seas and marine resources for sustainable development		
Target 14.1: By 2025, prevent and significantly reduce marine pollution of all kinds, in particular from land-based activities, including marine debris and nutrient pollution		
14.1.1: Coastal Water Quality Index	Ministry of Earth Sciences	Annual
14.1.2: Percentage use of nitrogenous fertilizer to total fertilizer (N, P & K)	INM, DAC&FW, Ministry of Agriculture and Farmers' Welfare	Annual
Target 14.2: By 2020, sustainably manage and protect marine and coastal ecosystems to avoid significant adverse impacts, including by strengthening their resilience, and take action for their restoration in order to achieve healthy and productive oceans		
14.2.1: Percentage change in area under mangroves, (similar to indicator 14.5.2)	Ministry of Environment Forest and Climate Change	2 Years
14.2.2: Percentage of coastal marine protected areas in relation to Territorial Seas (Similar to 14.5.1)	Ministry of Environment Forest and Climate Change	2 Years
Target 14.3: Minimize and address the impacts of ocean acidification, including through enhanced scientific cooperation at all levels		
14.3.1: Average marine acidity (pH) measured at agreed site of representative sampling stations	Ministry of Earth Sciences	Annual
Target 14.4: By 2020, effectively regulate harvesting and end overfishing, illegal, unreported and unregulated fishing and destructive fishing practices and implement science-based management plans, in order to restore fish stocks in the shortest time feasible, at least to levels that can produce maximum sustainable yield as determined by their biological characteristics		
14.4.1: Maximum Sustainable Yield (MSY) in fishing, (in Million Tonne/Year)	Department of Fisheries, Ministry of Animal Husbandry, Dairying & Fisheries	Annual
Target 14.5: By 2020, conserve at least 10 per cent of coastal and marine areas, consistent with national and international law and based on the best available scientific information		
14.5.1: Percentage of coastal marine protected areas in relation to Territorial Seas (Similar to 14.2.2)	Ministry of Environment Forest and Climate Change	Annual

National Indicator	Data Source	Periodicity
14.5.2: Percentage change in area under mangroves, (similar to indicator 14.2.1)	Ministry of Environment Forest and Climate Change	2 Years
Target 14.6: By 2020, prohibit certain forms of fisheries subsidies which contribute to overcapacity and overfishing, eliminate subsidies that contribute to illegal, unreported and unregulated fishing and refrain from introducing new such subsidies, recognizing that appropriate and effective special and differential treatment for developing and least developed countries should be an integral part of the World Trade Organization fisheries subsidies negotiation		
National Indicator is under development		
Target 14.7: By 2030, increase the economic benefits to small island developing States and least developed countries from the sustainable use of marine resources, including through sustainable management of fisheries, aquaculture and tourism		
National Indicator is under development		
Target 14.a: Increase scientific knowledge, develop research capacity and transfer marine technology, taking into account the Intergovernmental Oceanographic Commission Criteria and Guidelines on the Transfer of Marine Technology, in order to improve ocean health and to enhance the contribution of marine biodiversity to the development of developing countries, in particular small island developing States and least developed countries		
14.a.1: Allocation of budget resources (Budget Estimates) for Ocean Services, Modelling, Applications, Resources and Technology (OSMART) scheme, (in Rs. crore)	Ministry of Earth Sciences	Annual
Target 14.b: provide access for small-scale artisanal fishers to marine resources and markets		
14.b.1: Assistance to the traditional/artisanal fishers for procurement of FRP boats and other associated fishing implements, (in Number & in Rs. lakh)	Department of Fisheries, Ministry of Animal Husbandry, Dairying & Fisheries	Annual
Target 14.c: Enhance the conservation and sustainable use of oceans and their resources by implementing international law as reflected in the United Nations Convention on the Law of the Sea, which provides the legal framework for the conservation and sustainable use of oceans and their resources, as recalled in paragraph 158 of "The future we want"		
14.c.1: Compliance of international laws	Ministry of Earth Sciences	Annual
Goal 15: protect, restore and promote sustainable use of terrestrial ecosystems, sustainably manage forests, combat desertification, and halt and reverse land degradation and halt biodiversity loss		
Target 15.1: By 2020, ensure the conservation, restoration and sustainable use of terrestrial and inland freshwater ecosystems and their services, in particular forests, wetlands, mountains and dry lands, in line with obligations under international agreement		

National Indicator	Data Source	Periodicity
15.1.1: Forest cover as a percentage of total geographical area	Ministry of Environment Forest and Climate Change	2 Years
15.1.2: Protected area as percentage of total geographical area	Ministry of Environment Forest and Climate Change	Annual
15.1.3: Area of Ramsar sites as a percentage of total wetland area	Ministry of Environment Forest and Climate Change	Annual
Target 15.2: By 2020, promote the implementation of sustainable management of all types of forests, halt deforestation, restore degraded forests and substantially increase afforestation and reforestation globally		
15.2.1: Percentage change in Forest Cover	Ministry of Environment Forest and Climate Change	2 Years
15.2.2: Total area covered under different afforestation schemes (in Hectare)	SSD, NSO, MoSPI	Annual
15.2.3: Tree cover as percentage of total geographical area	Ministry of Environment Forest and Climate Change	2 Years
Target 15.3: By 2030, combat desertification, restore degraded land and soil, including land affected by desertification, drought and floods, and strive to achieve a land degradation-neutral world		
15.3.1: Proportion of land that is degraded over total land area	National Remote Sensing Centre (NRSC), Department of Space	5 Years
Target 15.4: By 2030, ensure the conservation of mountain ecosystems, including their biodiversity, in order to enhance their capacity to provide benefits that are essential for sustainable development		
15.4.1: Percentage change in forest cover in hill districts	Ministry of Environment Forest and Climate Change	2 Years
15.4.2: Percentage change in per capita income of Himalayan States over previous year	National Accounts Division, NSO, MoSPI	Annual
Target 15.5: Take urgent and significant action to reduce the degradation of natural habitats, halt the loss of biodiversity and, by 2020, protect and prevent the extinction of threatened species		
15.5.1: Red List Index	Ministry of Environment Forest and Climate Change	Annual

National Indicator	Data Source	Periodicity
Target 15.6: promote fair and equitable sharing of the benefits arising from the utilization of genetic resources and promote appropriate access to such resources, as internationally agreed		
15.6.1: Whether country has adopted legislative, administrative and policy frameworks to ensure fair and equitable sharing of benefits	Ministry of Environment Forest and Climate Change and Ministry of Agriculture and Farmers Welfare	Annual
Target 15.7: Take urgent action to end poaching and trafficking of protected species of flora and fauna and address both demand and supply of illegal wildlife products		
15.7.1: Number of cases registered under the Wildlife Protection Act, 1972 (similar to 15.c.1)	Ministry of Environment Forest and Climate Change	Annual
Target 15.8: By 2020, introduce measures to prevent the introduction and significantly reduce the impact of invasive alien species on land and water ecosystems and control or eradicate the priority species		
15.8.1: Percentage change in prevention and control of invasive alien species	Ministry of Environment Forest and Climate Change	Annual
Target 15.9: By 2020, integrate ecosystem and biodiversity values into national and local planning, development processes, poverty reduction strategies and accounts		
15.9.1 (a) Progress towards national targets established in accordance with Aichi Biodiversity Target 2 of the Strategies Plan for Biodiversity, 2011-2020; (b) Integration of biodiversity into national accounting and reporting systems, defined as implementation of the System of Environmental-Economic Accounting.	MoSPI	Annual
Target 15.a: Mobilize and significantly increase financial resources from all sources to conserve and sustainably use biodiversity and ecosystems		
National Indicator is under development		
Target 15.b: Mobilize significant resources from all sources and at all levels to finance sustainable forest management and provide adequate incentives to developing countries to advance such management, including for conservation and reforestation		
15.b.1: Percentage of government spending on environmental protection to total government expenditure	National Accounts Division, NSO, MoSPI	Annual

National Indicator	Data Source	Periodicity
Target 15.c: Enhance global support for efforts to combat poaching and trafficking of protected species, including by increasing the capacity of local communities to pursue sustainable livelihood opportunities		
15.c.1: Number of cases registered under the Wildlife Protection Act, 1972 (similar to 15.7.1)	Ministry of Environment Forest and Climate Change	Annual
Goal 16: promote peaceful and inclusive societies for sustainable development, provide access to justice for all and build effective, accountable and inclusive institutions at all levels		
Target 16.1: Significantly reduce all forms of violence and related death rates everywhere		
16.1.1: Number of victims of intentional homicide per 1,00,000 population	National Crime Records Bureau, Ministry of Home Affairs	Annual
16.1.3: Per 1,00,000 Population subjected to physical, psychological or sexual violence in the previous 12 months	National Crime Records Bureau, Ministry of Home Affairs	Annual
Target 16.2: End abuse, exploitation, trafficking and all forms of violence against and torture of children		
16.2.1: Proportion of Crime Committed against Children during the year, (Per 1,00,000 children)	(a) Numerator: National Crime Records Bureau, Ministry of Home Affairs (b) Denominator: Office of the Registrar General , India, Ministry of Home Affairs	Annual
16.2.2: Number of victims rescued from human trafficking per 1,00,000 population, by sex, age and form of exploitation	(a) Numerator: National Crime Records Bureau, Ministry of Home Affairs (b) Denominator: Office of the Registrar General , India, Ministry of Home Affairs	Annual
16.2.3: Number of Missing Children, (similar to Indicator 8.7.2)	National Crime Records Bureau, Ministry of Home Affairs	Annual

National Indicator	Data Source	Periodicity
Target 16.3: promote the rule of law at the national and international levels and ensure equal access to justice for all		
16.3.1: Number of courts per lakh population	Ministry of Law and Justice	Annual
16.3.2: Unsented detainees as a proportion of overall prison population	National Crime Records Bureau, Ministry of Home Affairs	Annual
16.3.3: Number of Judges (all levels) per lakh population	Ministry of Law and Justice	Annual
Target 16.4: By 2030, significantly reduce illicit financial and arms flows, strengthen the recovery and return of stolen assets and combat all forms of organized crime		
16.4.1: Number of cases under the Arms Act	National Crime Records Bureau, Ministry of Home Affairs	Annual
16.4.2: Value of Property Stolen & Recovered (in Rs. crore) and Percentage Recovery, (in percentage)	National Crime Records Bureau, Ministry of Home Affairs	Annual
Target 16.5: Substantially reduce corruption and bribery in all their forms		
16.5.1: Cases reported under Prevention of Corruption Act and related section of IPC per 1,00,000 population	National Crime Records Bureau, Ministry of Home Affairs	Annual
Target 16.6: Develop effective, accountable and transparent institutions at all levels		
16.6.1: Primary government expenditures as a proportion of original approved budget	DEA, Ministry of Finance	Annual
16.6.2: Percentage of RTI queries responded, (similar to Indicator 16.10.1)	Central Information Commission	Annual
16.6.3: Number of Government services provided online to citizens	Ministry of Electronics and Information Technology	Annual
Target 16.7: Ensure responsive, inclusive, participatory and representative decision-making at all levels		
16.7.1: Proportion of seats held by women in national Parliament, State Legislation and Local Self Government (similar to Indicators 5.5.1 and 10.2.2)	(1) Election Commission of India (2) Rajya Sabha Secretariat (3) Ministry of Panchayati Raj	5 Years for Lok Sabha & PRI; 2 Years for Rajya Sabha

National Indicator	Data Source	Periodicity
16.7.2: Proportion of SC/ST persons in the elected bodies (Lok Sabha) (similar to indicator 10.2.3)	Election Commission of India	5 Years
Target 16.8: Broaden and strengthen the participation of developing countries in the institutions of global governance		
16.8.1: Whether the Country is a member and has voting rights in international organizations (similar to Indicator 10.6.1)	Ministry of External Affairs	Annual
Target 16.9: By 2030, provide legal identity for all, including birth registration		
16.9.1: Percentage of births registered	Office of the Registrar General , India, Ministry of Home Affairs	Annual
16.9.2: Proportion of population covered under Aadhaar	Unique Identification Authority of India	Annual
Target 16.10: Ensure public access to information and protect fundamental freedoms, in accordance with national legislation and international agreements		
16.10.1: Percentage of RTI queries responded, (similar to Indicator 16.6.2)	Central Information Commission	Annual
Target 16.a: Strengthen relevant national institutions, including through international cooperation, for building capacity at all levels, in particular in developing countries, to prevent violence and combat terrorism and crime		
16.a.1: Existence of independent national human rights institutions in compliance with the Paris Principles	National Human Rights Commission of India	Annual
Target 16.b: promote and enforce non-discriminatory laws and policies for sustainable development		
National Indicator is under development		
Goal 17: Strengthen the means of implementation and revitalize the Global partnership for Sustainable Development		
Target 17.1: Strengthen domestic resource mobilization, including through international support to developing countries, to improve domestic capacity for tax and other revenue collection		
17.1.1: Total government revenue as a proportion of GDP, by source	a) Numerator - Ministry of Finance b) Denominator - National Accounts Division, MoSPI	Annual
17.1.2: Proportion of domestic budget funded by domestic taxes	Ministry of Finance	Annual

National Indicator	Data Source	Periodicity
Target 17.2: Developed countries to implement fully their official development assistance commitments, including the commitment by many developed countries to achieve the target of 0.7 per cent of gross national income for official development assistance (ODA/GNI) to developing countries and 0.15 to 0.20 per cent of ODA/GNI to least developed countries; ODA providers are encouraged to consider setting a target to provide at least 0.20 per cent of ODA/GNI to least developed countries		
The target is not relevant in the national context		
Target 17.3: Mobilize additional financial resources for developing countries from multiple sources		
17.3.1: Foreign Direct Investment as proportion of Gross National Income	(a) Numerator: Reserve Bank of India and (b) Denominator: National Accounts Division, MoSPI	Annual
17.3.2: Volume of remittances as a proportion of total GDP	(a) Numerator: Reserve Bank of India and (b) Denominator: National Accounts Division, MoSPI	Annual
Target 17.4: Assist developing countries in attaining long-term debt sustainability through coordinated policies aimed at fostering debt financing, debt relief and debt restructuring, as appropriate, and address the external debt of highly indebted poor countries to reduce debt distress		
17.4.1: Debt service as a proportion of exports of goods and services	Reserve Bank of India	Annual
Target 17.5: Adopt and implement investment promotion regimes for least developed countries		
National Indicator is under development		
Target 17.6: Enhance North-South, South-South and triangular regional and international cooperation on and access to science, technology and innovation and enhance knowledge-sharing on mutually agreed terms, including through improved coordination among existing mechanisms, in particular at the United Nations level, and through a global technology facilitation mechanism		
17.6.1: Fixed internet broadband subscriptions per 100 inhabitants, by speed	(a) Numerator - Department of Telecommunications, Ministry of Communications (b) Denominator - Office of the Registrar General, India, Ministry of Home Affairs	Annual

National Indicator	Data Source	Periodicity
Target 17.7: promote the development, transfer, dissemination and diffusion of environmentally sound technologies to developing countries on favourable terms, including on concessional and preferential terms, as mutually agreed		
National Indicator is under development		
Target 17.8: Fully operationalize the technology bank and science, technology and innovation capacity-building mechanism for least developed countries by 2017 and enhance the use of enabling technology, in particular information and communications technology		
National Indicator is under development		
Target 17.9: Enhance international support for implementing effective and targeted capacity-building in developing countries to support national plans to implement all the Sustainable Development Goals, including through North-South, South-South and triangular cooperation		
National Indicator is under development		
Target 17.10: promote a universal, rules-based, open, non-discriminatory and equitable multilateral trading system under the World Trade Organization, including through the conclusion of negotiations under its Doha Development Agenda		
National Indicator is under development		
Target 17.11: Significantly increase the exports of developing countries, in particular with a view to doubling the least developed countries' share of global exports by 2020		
17.11.1: Share of India's exports in Global exports, (in percentage)	DGFT, Ministry of Commerce & Industry	Annual
Target 17.12: Realize timely implementation of duty-free and quota-free market access on a lasting basis for all least developed countries, consistent with World Trade Organization decisions, including by ensuring that preferential rules of origin applicable to imports from least developed countries are transparent and simple, and contribute to facilitating market access		
National Indicator is under development		
Target 17.13: Enhance global macroeconomic stability, including through policy coordination and policy coherence		
17.13.1: Macroeconomic Dashboard	Ministry of Finance	Annual
Target 17.14: Enhance policy coherence for sustainable development		
National Indicator is under development		
Target 17.15: Respect each country's policy space and leadership to establish and implement policies for poverty eradication and sustainable development		
National Indicator is under development		

National Indicator	Data Source	Periodicity
Target 17.16: Enhance the Global partnership for Sustainable Development, complemented by multi-stakeholder partnerships that mobilize and share knowledge, expertise, technology and financial resources, to support the achievement of the Sustainable Development Goals in all countries, in particular developing countries		
17.16.1: Number of States having a State Monitoring Framework that supports the achievement of the sustainable development goals	SSD, NSO, MoSPI	Annual
Target 17.17: Encourage and promote effective public, public-private and civil society partnerships, building on the experience and resourcing strategies of partnerships		
17.17.1: Amount of Indian Rupees spent on Public-Private Partnership (PPP) for infrastructure	Ministry of Finance	Annual
Target 17.18: By 2020, enhance capacity-building support to developing countries, including for least developed countries and small island developing States, to increase significantly the availability of high-quality, timely and reliable data disaggregated by income, gender, age, race, ethnicity, migratory status, disability, geographic location and other characteristics relevant in national contexts		
17.18.2: Whether the country has national statistical legislation that complies with the Fundamental Principles of Official Statistics	MoSPI	Annual
Target 17.19: By 2030, build on existing initiatives to develop measurements of progress on sustainable development that complement gross domestic product, and support statistical capacity-building in developing countries		
17.19.1: Budget allocated to different Ministries for strengthening statistics, (in Rs. Lakh)	National Accounts Division, NSO, MoSPI	Annual
17.19.2: Proportion of States/UTs that have achieved 100 per cent birth registration and 80 per cent death registration	Office of the Registrar General, India, Ministry of Home Affairs	Annual

Annex-II

State wise details of Nodal Department and Nodal Officer(s) responsible for SDGs Monitoring

Sl. No.	State /UT	Nodal Department	Nodal officer
1.	Andhra Pradesh	Planning Department, Government of Andhra Pradesh	Director, Planning Department, Government of Andhra Pradesh Telephone No: +919618974630 Email: directorplanning2017@gmail.com
2.	Andaman & Nicobar Island	Planning Department, U.T. Administration of Andaman & Nicobar Island	Secretary, Planning Department, U.T. Administration of Andaman & Nicobar Island Telephone No: 03192-230209 Email: secyplg.and@gmail.com
3.	Arunachal Pradesh	Department of Finance Planning & Investment, Government of Arunachal Pradesh	Special Secretary, Department of Finance Planning & Investment, Government of Arunachal Pradesh Telephone No: 0360-2212457 Email: secretaryplanning@yahoo.com , secy-plng-arn@nic.in
4.	Assam	Transformation & Development Department (T&D) Government of Assam	Secretary, Transformation & Development Department, Government of Assam Telephone No: 0361-2237274 Email: tnd-deptt@assam.gov.in
5.	Bihar	Planning and Development Department, Government of Bihar	Additional Chief Secretary, Planning & Development Department, Government of Bihar, Telephone No: 0612-2217977 Email: secy-plandev-bih@nic.in
6.	Chandigarh	Department of Finance, UT Administration of Chandigarh	Special Secretary, Department of Finance, UT Administration of Chandigarh Telephone No: 98722 48642 Email: ssf-chd@nic.in

Sl. No.	State /UT	Nodal Department	Nodal officer
7.	Chhattisgarh	Planning, Economics and Statistics Department, Government of Chhattisgarh	Member Secretary, Chhattisgarh State Planning Commission and Secretary of State Level Implementation & Monitoring Committee on SDGs (SLIMC), Government of Chhattisgarh Telephone No: 0771-2511224 Email: ms.cgspc@gov.in
8.	Dadra and Nagar Haveli and Daman and Diu	Department of Planning and Statistics, U.T. Administration of Dadar and Nagar Haveli and Daman and Diu	Director, Planning and Statistics, U.T. Administration of Dadar and Nagar Haveli and Daman and Diu Telephone No: 0260-2260319 Email: karan.jit@gov.in
9.	Delhi	Planning Department, Government of NCT of Delhi	Director, Planning Department, Government of NCT of Delhi Telephone: 011-23392039 Email: ashok.k62@gov.in
10.	Goa	Directorate of Planning, Statistics and Evaluation, Government of Goa	Director, Directorate of Planning, Statistics & Evaluation, Government of Goa Telephone No: +91 9423060891 Email: dir-dpse.goa@gov.in
11.	Gujarat	General Administration Department, Planning Division, Government of Gujarat	Director, Gujarat Social Infrastructure Development Society (GSIDS), Directorate of Economics & Statistics, Government of Gujarat Telephone No: +91 9408452713 Email: dir-hd@gujarat.gov.in
12.	Haryana	Swarna Jayanti Haryana Institute for Fiscal Management Government of Haryana	State Programme Officer, Directorate of Economics & Statistics, Government of Haryana Telephone No: 0172-5117314 Email: office-sjhifm@hry.gov.in

Sl. No.	State /UT	Nodal Department	Nodal officer
13.	Himachal Pradesh	Planning Department, Government of Himachal Pradesh	Adviser Planning Department, Government of Himachal Pradesh Telephone No: 0177-2621698 Email: basu.sood@nic.in
14.	Jammu & Kashmir	Directorate of Economics & Statistics, UT Administration of Jammu and Kashmir	Director General Directorate of Economics and Statistics, UT Administration of Jammu and Kashmir Telephone No: 0191-2538907 Email: jandk-des@jk.gov.in
15.	Jharkhand	Department of Planning and Development, Government of Jharkhand	Joint Secretary, Department of Planning and Development, Government of Jharkhand Telephone No: 0651-2490633 Email: planning-jhr@nic.in
16.	Karnataka	Department of Planning, Programme Monitoring and Statistics, Government of Karnataka	Senior Director, PFR Government of Karnataka Telephone No: +91 9880364482 Email: planninghdddiretor@gmail.com
17.	Kerala	Planning & Economic Affairs (CPMU) Department, Government of Kerala	Director, Planning & Economic Affairs (CPMU) Department, Government of Kerala Telephone; +91 807871070 Email: cpmudir@gmail.com , cpmudir@kerala.gov.in
18.	Ladakh	Department of Planning, UT Administration of Ladakh	In-charge, Department of Planning, UT Administration of Ladakh

Sl. No.	State /UT	Nodal Department	Nodal officer
19.	Lakshadweep	Directorate of Planning, Statistics and Taxation, UT Administration of Lakshadweep	In-charge, Directorate of Planning, Statistics and Taxation, UT Administration of Lakshadweep
20.	Madhya Pradesh	Pradesh State Policy and Planning Commission, Government of Madhya Pradesh	Member Secretary, MP State Policy and Planning Commission, Government of Madhya Pradesh Telephone No: +91 9174149099, 0755-2441436 Email: swatantra81@gmail.com
21.	Maharashtra	Planning Department, Government of Maharashtra	Additional Director, Directorate of Economics & Statistics, Government of Maharashtra Telephone No: 022 22021614/22797000 Email: adireval.des@mahaarashtra.gov.in , sdgiccmaharashtra@gmail.com
22.	Manipur	Planning Department, Government of Manipur	Director, Department of Economics and Statistics, Government of Manipur Telephone No: +91 9774022711 Email: des-manipur@nic.in
23.	Meghalaya	Planning Department, Government of Meghalaya	Secretary, Planning Department, Government of Meghalaya Telephone No: +91 98564 51339 Email: cyril.diengdoh@gov.in
24.	Mizoram	Planning & Programme Implementation Department, Government of Mizoram	Secretary, Planning & Programme Implementation Department, Planning Department, Government of Mizoram Telephone No: : 0389 2335697 Email: secyplanningmizoram@gmail.com

Sl. No.	State /UT	Nodal Department	Nodal officer
25.	Nagaland	Planning & Coordination Department, Government of Nagaland	Joint Director, Directorate of Economics & Statistics, Government of Nagaland Telephone: +91 8974008311 / +91 9774651808 Email: cnkikon@gmail.com
26.	Odisha	Planning and Convergence Department, Government of Odisha	Joint Secretary, Planning and Convergence Department, Government of Odisha Telephone No: +91 87636 73946 Email: sdgcellpnc@gmail.com , manish0633@gmail.com
27.	Puducherry	Planning and Research Department, Government of Puducherry	Commissioner-cum-Secretary, Planning and Research Department, Government of Puducherry Telephone No: Email: secypower.pon@nic.in
28.	Punjab	Sustainable Development Goals Coordination Centre, Government of Punjab	Joint Director, Department of Planning (Economic and Statistical Organisation) Government of Punjab
29.	Rajasthan	Planning Department, Government of Rajasthan	OSD Plan, Planning Department, Government of Rajasthan Telephone No: 0141-2922075, +9194140-55134 Email: vinesh.singhvi@rajasthan.gov.in
30.	Sikkim	Directorate of Economics, Statistics, Monitoring and Evaluation, Government of Sikkim	Joint Director, Directorate of Economics, Statistics, Monitoring and Evaluation, Government of Sikkim Telephone No: +91 9434318166 Email: pragatidishant@gmail.com , nabinsharma1987@gmail.com

Sl. No.	State /UT	Nodal Department	Nodal officer
31.	Tamil Nadu	Planning and Development Department, Government of Tamil Nadu	Commissioner, Directorate of economics and statistics, Government of Tamil Nadu Telephone No: 044- 29510324 Email: ecostat@nic.in , dessdgt@gmail.com
32.	Telangana	Planning Department, Government of Telangana	Director, Planning Department, Government of Telangana Telephone: +91-9849901398 Email; skmeera321@gmail.com
33.	Tripura	Planning (Statistics) Department, Government of Tripura	Secretary, Planning (Statistics), Government of Tripura Telephone No: 0381-2412943. Email: debajitbanik@gmail.com
34.	Uttar Pradesh	Planning Department, Government of Uttar Pradesh	Director, Planning Department, Government of Uttar Pradesh Telephone No: +91 9889319645 Email: dirppd@nic.in
35.	Uttarakhand	Planning Department, Government of Uttarakhand	Additional Chief Executive officer (ACEO), Planning Department, Government of Uttarakhand Telephone No: +91 8449044440 Email: aceo-cppgg@uk.gov.in
36.	West Bengal	Department of Planning and Statistics, Government of West Bengal	In-charge, Department of Planning and Statistics, Government of West Bengal

References

1. Guidelines for Development of Sustainable Development Goals (SDGs) State Indicator Framework (SIF), MoSPI, July 2019
<https://mospi.gov.in/documents/213904/0/SIF+Guideline+by+MoSPI+%281%29.pdf/1699f0f5-5578-12fd-f6a2-2496e3eaa3a4?t=1594900174887>
2. Localising SDGs Early Lessons From 2019, - NITI Aayog
https://www.niti.gov.in/sites/default/files/2020-07/LSDGs_July_8_Web.pdf
3. Localization of Sustainable Development Goals (SDGs) through Panchayati Raj Institutions- 2021 -Ministry of Panchayati Raj
4. Official websites of Planning Departments / Directorate of Economics and statistics of States/ UTs.
5. Official website of United Nations Department of Economic and Social Affairs Sustainable Development <https://sdgs.un.org/>
6. Sustainable Development Goals-National Indicator Framework Progress Report 2021 (version 3.1) published by Ministry of Statistics and Programme Implementation
<https://mospi.gov.in/documents/213904/301563//SDG290620211624948613776.pdf/ddd6402f-7356-2f46-dbed-aba2bed9e8cc>



National Statistical Office
 Social Statistics Division
 Khurshid Lal Bhawan,
 Janpath, New Delhi -110001
<https://mospi.gov.in>