

**TWENTY POINT PROGRAMME-2006**  
**PROGRESS REPORT**  
**FOR**  
**APRIL - DECEMBER 2013**



**GOVERNMENT OF INDIA**  
**MINISTRY OF STATISTICS AND PROGRAMME IMPLEMENTATION**  
**SARDAR PATEL BHAWAN, SANSAD MARG,**  
**NEW DELHI-110 001**

Website: [www.mospi.gov.in](http://www.mospi.gov.in)

# CONTENTS

	Page No.
I. Introduction	i
II. List of Twenty Points	ii
III. List of Monthly Monitored Items	iii
IV. Status of receipt of targets for Monthly Monitored items	iv
V. List of items /parameters identified for appraisal	vii
VI. List of items under TPP-2006 yet to be operationalised	viii

## PART-I Overall Performance Analysis

VII. Progress Report	1
VIII. Highlights of Performance	2
Table - A: All India Performance	6
Table - B : State-wise Performance	7
Table - C : State -wise and Item-wise Performance	12

## PART- II Performance Tables

Table No.	Description of Item	
1	Employment Generation - <i>MGNREG</i> Scheme	22
2(A)	Swaranjayanti Gram Swarajgar Yojana (SGSY)	23
2(B)	SC, ST, Women and Disabled Swarozgaries assisted under SGSY	25
3(A)	SHG formed under SGSY	26
3(B)	SHG to whom income generating activities provided	27
4(A)	Distribution of Waste Land to the Landless	29
4(B)	Waste Land distributed to SC, ST and others	30
5(A)	Minimum Wages Enforcement (including Farm Labour)	31
	(i) Inspections made (ii) Irregularities detected (iii) Irregularities rectified	
5(B)	Minimum Wages Enforcement (including Farm Labour)	32
	(i) Claims Filed (ii) Claims Settled	
5(C)	Minimum Wages Enforcement (including Farm Labour)	33
	(i) Prosecution cases pending (ii) Prosecution cases filed (iii) Prosecution cases decided	
6(A)	<i>Food Security</i> : Targeted Public Distribution System (TPDS) for AAY, APL & BPL,	34
6(B)	<i>Food Security</i> : TPDS for Antyodaya Anna Yojana (AAY) only	36
6(C)	<i>Food Security</i> : TPDS for Below Poverty Line (BPL) only	38
7	Rural Housing : Indira Awaas Yojana (IAY)	40

**Contd...**

<b>Table No.</b>	<b>Description of Item</b>	<b>Page No.</b>
8	EWS/LIG Houses in Urban Areas	42
9	<i>National Rural Drinking Water Programme (NRDWP)</i>	
9(A)	Coverage of Habitations (Partially Covered & Slipped back)	44
9(B)	Coverage of Water Quality Affected Habitations	46
10	Sanitation Programme in Rural Areas	48
11	Institutional Delivery	49
12(A)	SC Families assisted under SCA to SCSP & NSFDC	50
12(B)	SC Students assisted under Post-Matric Scholarship	52
13	Universalization of ICDS Scheme	54
14	Functional Anganwadis	56
15	Number of Urban Poor Families assisted under Seven Point Charter	58
16(A)	Afforestation- Area Covered under Plantation (Public and Forest Lands)	60
16(B)	<i>Afforestation:</i> Seedlings Planted (Public and Forest Lands)	62
17	Rural Roads Constructed under (PMGSY)	64
18	Village electrified under Rajiv Gandhi Grameen Vidyutikaran Yojana (RGGVY)	66
19	Energising Pump sets	68
20	Supply of Electricity	70
 <b>Annexures</b>		
Annexure – I : List of 65 items to be monitored under TPP-2006		72-74
Annexure – II : Abbreviations used		75

# Twenty Point Programme – 2006

## An Introduction

The Twenty Point Programme (TPP) was launched by the Government of India in the year 1975 and was restructured in 1982, 1986 and again in 2006. The restructured programme, known as Twenty Point Programme (TPP) – 2006, became operational with effect from 1<sup>st</sup> April 2007. The programme is meant to give a thrust to schemes relating to poverty alleviation, employment generation in rural areas, housing, education, family welfare & health, protection of environment and many other schemes having a bearing on the quality of life, especially in the rural areas.

2. The programmes and schemes under the TPP-2006 are in line with the priorities contained in the Millennium Development Goals (MDGs) of the United Nations and SAARC Social Charter. The original nomenclature, namely the Twenty Point Programme, which has been in existence for more than three decades and carries the stamp of familiarity among the people and administrative agencies, has been retained.

3. Twenty Point Programme (TPP) – 2006 originally consisted of 20 Points (**Appendix-1**) and 66 items being monitored individually by Central Nodal Ministries concerned. Up to 2007-08, out of 66 items, 22 items were monitored on monthly basis. From 1<sup>st</sup> April 2008 *Sampoorna Grameen Rojgar Yojana* (SGRY) has been merged with another item namely *National Rural Employment Guarantee Act* which has now been renamed as *Mahatma Gandhi National Rural Employment Guarantee Act* from 31<sup>st</sup> 2009. Therefore, SGRY has been dropped from the list of 66 items and only 65 items are now monitored under TPP-2006 (since 2008-09). The list of 65 items is enclosed at **Annexure-I**.

4. Out of 65 items, 20 items are being monitored on monthly basis during the period 2013-14 against the targets fixed at the beginning of financial year by the Central Nodal Ministries and State Governments (information in respect of 16 items is being collected from various States/ UTs and for remaining 4 items from the concerned Central Nodal Ministries) (**Appendix-2&3**). The remaining items under TPP-2006 are being monitored on annual basis as the information in respect of these items is made available by the concerned Central Nodal Ministries only on annual basis. These 65 items consist of 162 identified parameters. However, for the purpose of monthly performance, 20 identified parameters have been taken (**Appendix-4**).

5. Some of the schemes/programmes are yet to be operationalised by the Central Nodal Ministries concerned. These items will be monitored only after the schemes come into existence and their frequency of monitoring will also be decided later. The details of such items are available at **Appendix-5**.

6. The monitoring mechanism for TPP-2006 has been widened by including Block level monitoring in addition to District, State and Central level monitoring. Most of the States/Union Territories have constituted Block, District and State level monitoring committees. At the Centre, the progress of individual items is monitored and reviewed by the Departments/Ministries concerned. The Ministry of Statistics & Programme Implementation (MOSPI) monitors the programme/ schemes covered under TPP-2006 on the basis of performance reports received from State Governments and Central Nodal Ministries.

## **Twenty Point Programme – 2006**

### **List of Twenty Points**

1. Garibi Hatao [Poverty Eradication]
2. Jan Shakti [Power to People]
3. Kisan Mitra [Support to Farmers]
4. Shramik Kalyan [Labour Welfare]
5. Khadya Suraksha [Food Security ]
6. Subke Liye Aawas [Housing for All]
7. Shudh Peya Jal [Clean Drinking Water]
8. Jan Jan Ka Swasthya [Health for All]
9. Sabke Liye Shiksha [Education for All]
10. Anusuchit Jaati, Jan Jaati, Alp-sankhyak evam Anya Pichhra Varg Kalyan [Welfare of Scheduled Castes, Scheduled Tribes, Minorities and OBCs]
11. Mahila Kalyan [Women Welfare]
12. Bal Kalyan [Child Welfare]
13. Yuva Vikas [Youth Development]
14. Basti Sudhar [Improvement of Slums]
15. Paryavaran Sanrakshan evam Van Vridhi [Environment Protection and Afforestation]
16. Samajik Suraksha [Social Security]
17. Grameen Sadak [Rural Roads]
18. Grameen Oorja [Energization of Rural Area]
19. Pichhara Kshetra Vikas [Development of Backward Areas]
20. e- Shasan [IT enabled e-Governance]

## **Twenty Point Programme – 2006**

### **Monthly Monitored Items**

1. Employment Generation under *Mahatma Gandhi National Rural Employment Guarantee Scheme (MGNREGA)*
2. Swaranjayanti Gram Swarojgar Yojana (SGSY)
3. ***Self help Groups:***
  - (i) Self help Groups formed under SGSY
  - (ii) SHGs to whom income generating activities provided under SGSY
4. Distribution of Waste land to landless
5. Minimum Wages Enforcement (including Farm Labour)
6. ***Food Security:***
  - (i) Targeted Public Distribution System (TPDS) for AAY, APL& BPL,
  - (ii) TPDS for Antyodaya Anna Yojana (AAY) only
  - (iii) TPDS for Below Poverty Line (BPL) only
7. Rural Housing for Indira Awaas Yojana (IAY)
8. EWS/LIG Houses in Urban Areas
9. ***Rural Areas-*** National Rural Drinking Water Programme- (NRDWP)
  - (i) Coverage of Habitations (Partially Covered & Slipped back)- (NRDWP)
  - (ii) Coverage of water quality affected habitations – (NRDWP)
10. Sanitation Programme in Rural Areas
11. Institutional Delivery
12. SC Families assisted
13. Universalisation of ICDS Scheme
14. Functional Anganwadis
15. Number of Urban Poor Families assisted under Seven Point Charter viz. land tenure, housing at affordable cost, water, sanitation, health, education, and social security.
16. ***Afforestation:***
  - (a) Area covered under Plantation on - Public and Forest Lands
  - (b) Number of Seedlings planted on -Public and Forest Lands
17. Rural Roads constructed under Prime Minister Grameen Sadak Yojana (PMGSY)
18. Village electrified under Rajiv Gandhi Grameen Vidyutikaran Yojana (RGGVY)
19. Energising Pump sets
20. Supply of Electricity

## STATUS OF RECEIPT OF TARGETS FOR MONTHLY MONITORED ITEMS UNDER TPP-2006

Item No.	Name of the item	Parameter	Parameters/ indicators	Whether State-wise targets fixed by the concerned Administrative Ministries	Whether targets have been received	Nodal Ministry
1	Employment Generation under Mahatma Gandhi National Rural Employment Guarantee Scheme	-	(i) No. of job card issued (ii) Employment generated (iii) Wages given	Non-targetable indicator *	-	Ministry of Rural Development
2	Swaranjayanti Gram Swarojgar Yojana (SGSY)/NRLM	1	Individual Swarozgaries Assisted (i) Total (ii) SC (iii) ST (iv) Women (v) Disabled person	Targets not fixed by Administrative Ministry. Previous year targets have been adopted	No	-do-
3	Self Help Groups	2	SHGs under SGSY - SHG formed  - SHG to whom income generating activities provided	Non-targetable indicator * Targets not fixed by Administrative Ministry. Previous year targets have been adopted	-  No	-do-  -do-
4	Distribution of Waste land to the landless	-	Waste Land distributed (i) Total (ii) SC (iii)ST (iv) Others	Non-targetable indicator *	-	-do-
5	Minimum Wages Enforcement (including Farm Labour)	-	(a)Agriculture and Farm workers (i) Inspections made (ii) Irregularities detected (iii) Irregularities rectified (iv) Claims filed (v) claims settled (vi) Prosecution cases pending (vii) Prosecution cases filed (viii) Prosecution cases decided (b) others	Non-targetable indicator *	-	Ministry of Labour & Employment

<b>Item No.</b>	<b>Name of the item</b>	<b>Parameter</b>	<b>Parameters/ indicators</b>	<b>Whether State-wise targets fixed by the concerned Administrative Ministries</b>	<b>Whether targets have been received</b>	<b>Nodal Ministry</b>
<b>6</b>	<b>Food Security:</b> (i) Targeted Public Distribution System (AAY+APL+BPL) (ii) Antyodaya Anna Yojana (AAY) (iii) Below Poverty Line (BPL)	<b>3</b> <b>4</b> <b>5</b>	Allocation of Food Grains to States/UTs  Allocation of Food Grains to States/UTs  Allocation of Food Grains to States/UTs	Targets fixed & received from Administrative Ministry  -do-  -do-	Yes  Yes  Yes	Ministry of Consumer Affairs, Food & Public Distribution -do- -do-
<b>7</b>	Rural Housing - Indira Awaas Yojana (IAY)	<b>6</b>	Houses constructed	Targets fixed & received from Administrative Ministry	Yes	Ministry of Rural Development
<b>8</b>	EWS/LIG Houses in Urban Areas	<b>7</b>	Houses constructed	Targets fixed and received from Administrative Ministry.	Yes	M/o Housing and Urban Poverty Alleviation
<b>9</b>	<b>Rural Areas</b> - <i>National Rural Drinking Water Programme</i> - (NRDWP)	<b>8</b>  <b>9</b>	(i) Coverage of Habitations (Partially Covered & Slipped back)- (NRDWP)  (ii) Coverage of water quality affected habitations – (NRDWP)	Targets fixed & received from Administrative Ministry  -do-	Yes  Yes	Ministry of Drinking Water and Sanitation  -do-
<b>10.</b>	Sanitation Programme in Rural Areas	-	Individual Household latrines constructed	Non-targetable indicator *	-	Ministry of Drinking Water and Sanitation
<b>11.</b>	Institutional Delivery	-	Delivery in Institutions	Non-targetable indicator *	-	Ministry of Health & Family Welfare
<b>12.</b>	SC Families Assisted	<b>10</b>	(i) SC Families assisted under SCA to SCSP & NSFDC  (ii) SC Students assisted under Post Matric Scholarship	Targets fixed & received from Administrative Ministry  -do-	Yes	M/o Social Justice and Empowerment
<b>13.</b>	Universalisation of ICDS Scheme	<b>11</b>	ICDS Blocks Operational (Cumulative)	Targets fixed & received from Administrative Ministry	Yes	Ministry of Women and Child Development



Item No.	Name of the item	Parameter	Parameters/ indicators	Whether State-wise targets fixed by the concerned Administrative Ministries	Whether targets have been received	Nodal Ministry
14.	Functional Anganwadis	12	Anganwadis Functional (cumulative)	Targets fixed & received from Administrative Ministry	Yes	Ministry of Women and Child Development
15.	Number of Urban poor families assisted under seven point charter viz. land tenure, housing at affordable cost, water, sanitation, health, education, and social security.	13	Poor Families assisted	Targets fixed and received from Administrative Ministry.	Yes	M/o Housing and Urban Poverty Alleviation
16	<b>Afforestation:</b> (a) Area Covered under Plantation on - Public and Forest Lands (b) Number of Seedlings planted on -Public and Forest Lands	14	(a) Area Covered under Plantation on - Public and Forest Lands	Targets fixed & received from Administrative Ministry	Yes	Ministry of Environment and Forest
		15	(b)Number of Seedlings	Targets fixed & received from Administrative Ministry	Yes	do
17.	Rural Roads – PMGSY	16	Length of Road constructed	Targets fixed & received from Administrative Ministry	Yes	Ministry of Rural Development
18.	Rajiv Gandhi Grameen Vidyutikaran Yojana (RGGVY)	17	Villages electrified	Targets fixed & received from Administrative Ministry	Yes	Ministry of Power
19.	Energising Pump sets	18	Pumpsets Energised	Administrative Ministry has suggested the States/UTs to fix their own targets.	Targets of 8 States have been received so far	-do-
20	Supply of Electricity	19	Electricity demanded	Targets fixed & received from Administrative Ministry	Yes	-do-

*\* The items where Administrative Ministries have not fixed State-wise targets are not monitored for performance analysis. These items are normally demand driven and are accordingly monitored for actual achievements only.*

## Twenty Point Programme – 2006

### Items/Parameters identified for appraisal

For the purpose of monthly appraisal, the performance of States under TPP-2006 is evaluated on the following 20 Parameters, contained in 15 Items and as per State/UT wise targets fixed by the Central Administrative Ministries.

Items	Para- meters	Description of Item
1	1	Total no. of Individual Swarozgaries assisted under SGSY
2	2	SHGs to whom income generating activities provided under SGSY
3	-	<b>Food Security:</b>
	3	(i) Targeted Public Distribution System (TPDS) for AAY, APL & BPL,
	4	(ii) TPDS for Antyodaya Anna Yojana (AAY) only
	5	(iii) TPDS for Below Poverty Line (BPL) only
4	6	Rural Housing under Indira Awaas Yojana (IAY)
5	7	EWS/LIG Houses in Urban Areas
6	-	<b>Rural Areas: National Rural Drinking Water Programme -(NRDWP)</b>
	8	(i) Coverage of Habitations (Partially Covered & Slipped back)- (NRDWP)
	9	(ii) Coverage of Water Quality Affected Habitations – (NRDWP)
7	-	<b>SC Families assisted</b>
	10	(i) SC families assisted under SCA to SCSP & NSFDC
	11	(ii) SC students assisted under post matric scholarship
8	12	Universalisation of ICDS Scheme
9	13	Functional Anganwadis
10.	14	Number of urban poor families assisted under Seven Point Charter viz. land tenure, housing at affordable cost, water, sanitation, health, education, and social security.
11	-	<b>Afforestation:</b>
	15	(i) Area covered under Plantation on- Public and Forest Lands
	16	(ii) Number of Seedlings planted on- Public and Forest Lands
12	17	Rural Roads constructed under Prime Minister Grameen Sadak Yojana (PMGSY)
13	18	Village electrified under Rajiv Gandhi Grameen Vidyutikaran Yojana (RGGVY)
14	19	Energising Pump sets and
15	20	Supply of Electricity

**List of items where the concerned schemes are yet to be operationalised**

(i) ***Quick and inexpensive justice–Gram Nyayalayas and Nyaya Panchayats<sup>1</sup>***: Ministry of Panchayati Raj is consulting Central Ministries and States/UT Governments regarding draft bill on Nyaya Panchayats.

(ii) ***Sports for all in Rural and Urban Areas<sup>2</sup>***: The scheme titled “Nagar Palika Yuva Krida Aur Khel Abhiyan” for the development of sports infrastructure in urban areas is yet to be approved.

1. when operationalise it will be monitored under Point No. 2 ***Jan Shakti (Power to People)*** (Item 6)
2. when operationalise it will be monitored under Point No 13 ***Yuva Vikas (Youth Development)*** (Item 47)

# **PART - I**

**TWENTY POINT PROGRAMME - 2006**

**OVERALL PERFORMANCE ANALYSIS**

# Twenty Point Programme-2006

## Progress Report\* – (April - December 2013)

This monthly progress report of Twenty Point Programme-2006 consists of two parts: **Part-I** contains an analysis of the overall performance, whereas **Part-II** deals with item-wise performance.

2. The report is compiled on the basis of data received from the Central Nodal Ministries and State Governments/UT Administrations. The data is received either through web enabled software developed by National Informatics Centre (NIC) Cell in this Ministry or through fax/e-mail/post. The processing of data has been done in association with NIC Cell.
3. The analysis for the period **April-December 2013** shows that the performance under **seventeen items** has been **‘Very Good’** (90% or above the targets). These items are:
  - (i) Individual Swarozgaries assisted under SGSY
  - (ii) Urban Poor Families assisted under Seven Point Charter
  - (iii) SHGs provided Income Generating Activities under SGSY
  - (iv) Pumpsets energized
  - (v) Seedlings planted (Public and Forest Lands)
  - (vi) SC Families assisted under SCA to SCSP & NSFDC
  - (vii) Area covered under Plantation (Public & Forest Lands)
  - (viii) Road constructed under Prime minister Grameen Sadak Yojana (PMGSY)
  - (ix) Houses constructed under EWS/LIG
  - (x) Food Security: Targeted Public Distribution System only for BPL
  - (xi) ICDS Blocks operational (Cum.)
  - (xii) Houses constructed under Indira Aawas Yojana (IAY)
  - (xiii) Anganwadis Functional (Cum.)
  - (xiv) Food Security: Targeted Public Distribution System only for AAY
  - (xv) Supply of Electricity
  - (xvi) Villages electrified under Rajiv Gandhi Grameen Vidyutikaran Yojana
  - (xvii) Food Security: Targeted Public Distribution System for (APL+ BPL+AAY)
4. There is one item in the category of **‘Good’** (80% to 90% of target).
  - (i) Habitations Covered (partially & Slipped Back) – NRDWP
5. The performance of **two items** has been **‘Poor’** (below 80% of target). These items are:
  - (i) Coverage of water quality affected habitations – NRDWP
  - (ii) SC students assisted under post matric scholarship
6. Some of items under TPP-2006 namely *Mahatma Gandhi National Rural Employment Guarantee Scheme (MGNREGS)*, *Self help Groups formed under SGSY*, *Sanitation Programme in Rural Area* and *Institutional Delivery* are demand driven and no targets are assigned by concerned nodal Ministries whereas for items like *Distribution of Wasteland to the landless* and *Minimum Wages Enforcement (including Farm Labour)*, concerned administrative Ministries are not in position to provide State/UT-wise targets; as such all these items are being monitored on monthly basis without any targets. The item ‘SC families assisted’ has been bifurcated and w.e.f. September 2013 is monitored on two parameters. In items where quarterly/ annual targets have been provided by the Ministries concerned, monthly targets have been worked out on prorata basis.

\* Based on monthly monitored 20 Parameters.

## HIGHLIGHTS OF PERFORMANCE

Sl. No.	Item	Achievement for April-December 2013
<b>1- Employment Generated under MGNREGS.</b>		
	(i) No. of Job cards issued	24.52 lakh *
	(ii) Employment generated	141.40 crore mandays
	(iii) Wages given	Rs.19255.27 crore
<b>2- Swaranjayanti Gram Swarozgar Yojana (SGSY)</b>		
	No. of Individual Swarozgaries assisted	2,11,081
<b>3- Self help Groups</b>		
	(i) No. of SHG formed	1,35,462
	(ii) No. of SHG to whom income generating activities provided under SGSY	2,63,765
<b>4- Distribution of waste land to the landless</b>		
	Land distributed	43,266 hectare
<b>5- Minimum Wages Enforcement (Including Farm Labour)</b>		
	(i) No. of Inspections made	242
	(ii) No. of Irregularities detected	0
	(iii) No. of Irregularities rectified	0
	(iv) No. of Claims filed	0
	(v) No. of Claims settled	0
	(vi) No. of Prosecution cases pending	14
	(vii) No. of Prosecution cases filed	0
	(viii) No. of Prosecution cases decided	10
<b>6- Food Security: (i) TPDS (ii) AAY (iii) BPL</b>		
	(i) Food Security: Targeted Public Distribution System (TPDS)	337.037 lakh tonnes
	(ii) Food Security: Antyodaya Anna Yojana (AAY)	82.30 lakh tonnes
	(iii) Food Security: Below Poverty Line (BPL)	129.16 lakh tonnes
<b>7- Rural Housing-Indira Awaas Yojana</b>		
	No. of Houses constructed	12.28 lakh
<b>8- EWS/LIG Houses in Urban Areas</b>		
	No. of Houses constructed	77,581

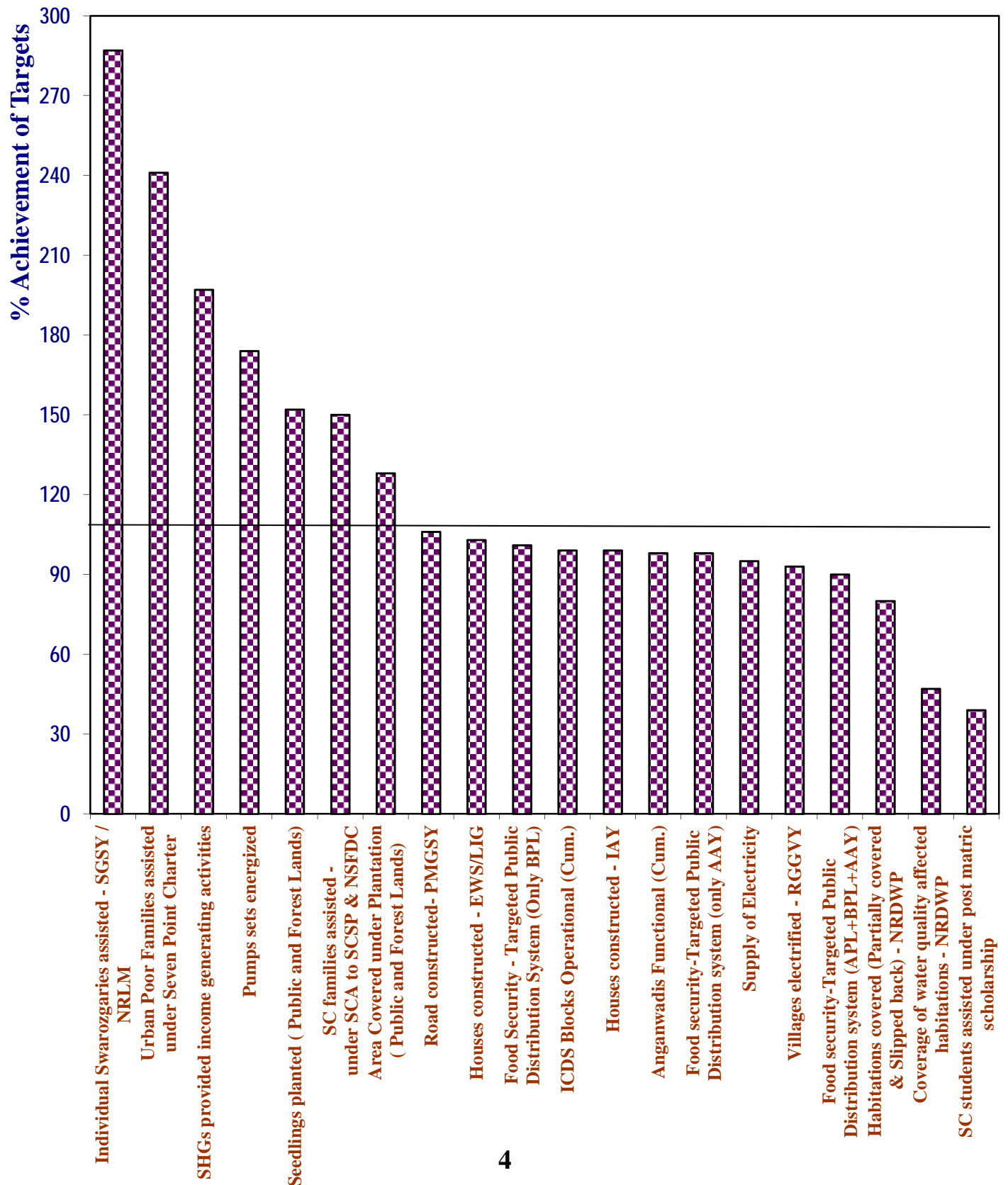
Contd.....

<b>Sl. No.</b>	<b>Item</b>	<b>Achievement for April-December 2013</b>
<b>9-</b>	<b>Rural Areas. - National Rural Drinking Water Programme-(NRDWP)</b>	
	(i) Coverage of Habitations (Partially covered & Slipped back)- (NRDWP)	56,234
	(ii) Coverage of Water Quality Affected Habitations – (NRDWP)	7,196
<b>10-</b>	<b>Sanitation Programme in Rural Areas</b>	
	No. of Individual household latrines constructed	36.57 lakh
<b>11-</b>	<b>Institutional Delivery</b>	
	No. of Deliveries in Institutions	124.61 lakh
<b>12-</b>	<b>SC Families Assisted</b>	
	(i) No. of SC Families assisted under SCA to SCSP & NSFDC	10.08 lakh
	(ii) No. of SC Students assisted under post matric scholarship	15.10 lakh
<b>13-</b>	<b>Universalisation of ICDS Schemes</b>	
	No. of ICDS Blocks Operational (Cum.)	6,967
<b>14-</b>	<b>Functional Anganwadis</b>	
	No. of Anganwadis Functional (Cum.)	13.28 lakh
<b>15-</b>	<b>Number of Urban poor families assisted under Seven Point Charter viz. land tenure, housing at affordable cost, water, sanitation, health, education, and social security.</b>	
	No. of Poor Families assisted	2.71 lakh
<b>16-</b>	<b>Afforestation:</b>	
	(i) Area covered under Plantation (Public and Forest Lands)	14,19,513 hectares
	(ii) No. of Seedlings planted (Public and Forest Lands)	109.59 crore
<b>17-</b>	<b>Rural Road- Prime Minister Grameen Sadak Yojana (PMGSY)</b>	
	Length of Road constructed	15,362 Kms
<b>18-</b>	<b>Rajiv Gandhi Grameen Vidyutikaran Yojana (RGGVY)</b>	
	No. of Villages electrified	2,128
<b>19-</b>	<b>Energized Pumps sets</b>	
	No. of Pumps sets energized	4,30,889
<b>20-</b>	<b>Supply of Electricity</b>	
	Electricity supplied	7.07 lakh Million Units(MU)

**Note:-** \* Some of States are reporting cumulative performance since inception. These are now reconciled with the performance figures supplied by M/o Rural Development to set performance targets during April 2013- December 2013.

Progress report of Four States i.e. Arunachal Pradesh, Jharkhand, Mizoram and Nagaland was not received till due date for the period being reported.

# ALL INDIA PERFORMANCE OF TARGET ORIENTED PARAMETERS DURING APRIL 2013- DECEMBER 2013





## ACHIEVEMENT HIGHLIGHTS

### PERFORMANCE DURING April to December 2013

The cumulative performance during April to December 2013 has been "Very Good" for 17 item(s), "Good" for 1 item(s), and "Poor" for 2 item(s).

#### A. "Very Good" Performance (90% or above of targets)

<u>S.No.</u>	<u>Items</u>	<u>% Achievement</u>
1	Individual Swarozgaries assisted - SGSY / NRLM	287
2	Urban Poor Families assisted under Seven Point Charter	241
3	SHGs provided income generating activities	197
4	Pumps sets energized	174
5	Seedlings planted ( Public and Forest Lands)	152
6	SC families assisted - under SCA to SCSP & NSFDC	150
7	Area Covered under Plantation ( Public and Forest Lands)	128
8	Road constructed- PMGSY	106
9	Houses constructed - EWS/LIG	103
10	Food Security - Targeted Public Distribution System (Only BPL)	101
11	ICDS Blocks Operational (Cum.)	99
12	Houses constructed - IAY	99
13	Anganwadis Functional (Cum.)	98
14	Food security-Targeted Public Distribution system (only AAY)	98
15	Supply of Electricity	95
16	Villages electrified - RGGVY	93
17	Food security-Targeted Public Distribution system (APL+BPL+AAY)	90

#### B. "Good" Performance (80% to 90%)

18	Habitations covered (Partially covered & Slipped back) - NRDWP	80
----	--	----

#### C. Areas of concern-where the performance is below 80%

19	Coverage of water quality affected habitations - NRDWP	47
20	SC students assisted under post matric scholarship	39

**Table - A****Targets for 2013-2014 & April to December 2013 and achievements during the period April to December 2013****ALL INDIA PERFORMANCE**

Sl. No.	Item Description	Units	Targets		Achievements	% Achievements of Targets during April -December 2013
			2013-2014	April - December 2013	April - December 2013	
1	Individual Swarozgaries assisted - SGSY / NRLM	Number	98,101	73,536	2,11,081	287
2	SHGs provided income generating activities	Number	1,78,937	1,34,168	2,63,765	197
3	Food Security:Targeted Public Distribution System(TPDS)	Tonnes	-	3,74,35,935	3,37,03,168	90
4	Food Security:Antodaya Anna Yojana(AAY)	Tonnes	-	84,39,905	82,30,697	98
5	Food Security:Targeted Public Distribution System (Only BPL)	Tonnes	-	1,27,97,021	1,29,16,087	101
6	Houses constructed - IAY	Number	24,80,715	12,44,339	12,28,624	99
7	Houses constructed - EWS/LIG	Number	1,00,002	74,992	77,581	103
8	Habitations covered (Partially covered & Slipped back) - NRDWP	Number	1,16,493	69,878	56,234	80
9	Coverage of water quality affected habitations - NRDWP	Number	25,345	15,219	7,196	47
10	SC families assisted - under SCA to SCSP & NSFDC	Number	9,63,006	6,74,119	10,08,637	150
11	SC families assisted - SC students assisted under post matric scholarship	Number	55,00,827	38,50,584	15,10,318	39
12	ICDS Blocks Operational (Cum.)	Number	7,045	7,045	6,967	99
13	Anganwadis Functional (Cum.)	Number	13,52,078	13,52,078	13,28,260	98
14	Urban Poor Families assisted under Seven Point Charter	Number	1,50,000	1,12,470	2,71,171	241
15	Area Covered under Plantation ( Public and Forest Lands)	Hectares	14,82,375	11,11,745	14,19,513	128
16	Seedlings planted ( Public and Forest Lands)	Number	96,34,98,000	72,26,23,463	1,09,59,03,099	152
17	Road constructed- PMGSY	Kilometer	26,950	14,435	15,362	106
18	Villages electrified - RGGVY	Number	3,300	2,300	2,128	93
19	Pumps sets energized	Number	3,52,383	2,48,012	4,30,889	174
20	Electricity supplied	Million Units	-	7,41,139	7,07,548	95

**Table - B****STATE-WISE PERFORMANCE DURING April to December 2013 (PERCENT ACHIEVEMENT)**

S No.	Description	ALL INDIA	AP	ARP	AS	BI	CHHA.	DELHI	GOA
1	Individual Swarozgaries assisted - SGSY / NRLM	287	910	0	0	1,571	0	NA	56
2	SHGs provided income generating activities	197	3,381	0	0	0	82	NA	64
3	Food security-Targeted Public Distribution system (APL+BPL+AAY)	90	72	98	94	97	98	90	104
4	Food security-Targeted Public Distribution system (only AAY)	98	83	100	99	106	100	75	100
5	Food Security - Targeted Public Distribution System (Only BPL)	101	80	101	99	107	100	91	108
6	Houses constructed - IAY	99	89	0	54	173	55	NA	147
7	Houses constructed - EWS/LIG	103	203	85	58	65	242	42	NA
8	Habitations covered (Partially covered & Slipped back) - NRDWP	80	121	49	66	73	76	NA	NA
9	Coverage of water quality affected habitations - NRDWP	47	80	23	41	55	23	NA	NA
10	SC families assisted - under SCA to SCSP & NSFDC	150	5	NA	184	2,301	1	936	0
11	SC families assisted - SC students assisted under post matric scholarship	39	0	NA	0	0	388	0	0
12	ICDS Blocks Operational (Cum.)	99	103	98	100	100	100	100	100
13	Anganwadis Functional (Cum.)	98	100	99	100	100	90	99	100
14	Urban Poor Families assisted under Seven Point Charter	241	433	0	82	0	0	0	NA
15	Area Covered under Plantation ( Public and Forest Lands)	128	118	1	0	281	112	79	92
16	Seedlings planted ( Public and Forest Lands)	152	155	1	0	1	154	79	237
17	Road constructed- PMGSY	106	25	185	216	99	74	NA	NA
18	Villages electrified - RGGVY	93	NA	82	59	193	21	NA	NA
19	Pumps sets energized	174	247	NA	NA	183	68	NA	69
20	Supply of Electricity	95	93	93	94	95	99	100	99

NA - Not Applicable

**Table - B(Contd.)**

**STATE-WISE PERFORMANCE DURING April to December 2013 (PERCENT ACHIEVEMENT)**

S No.	Description	ALL INDIA	GUJ	HRY	HP	J&K	JHAR.	KAR	KER
1	Individual Swarozgaries assisted - SGSY / NRLM	287	0	0	0	81	41	18	0
2	SHGs provided income generating activities	197	0	21	0	2	21	10	0
3	Food security-Targeted Public Distribution system (APL+BPL+AAY)	90	73	69	99	104	78	99	100
4	Food security-Targeted Public Distribution system (only AAY)	98	105	75	100	107	103	104	103
5	Food Security - Targeted Public Distribution System (Only BPL)	101	105	94	84	102	102	103	102
6	Houses constructed - IAY	99	136	38	6	75	107	134	168
7	Houses constructed - EWS/LIG	103	259	220	0	0	106	609	43
8	Habitations covered (Partially covered & Slipped back) - NRDWP	80	269	85	122	80	103	134	39
9	Coverage of water quality affected habitations - NRDWP	47	110	57	NA	0	45	49	17
10	SC families assisted - under SCA to SCSP & NSFDC	150	702	421	286	100	705	196	221
11	SC families assisted - SC students assisted under post matric scholarship	39	117	11	0	0	0	109	103
12	ICDS Blocks Operational (Cum.)	99	100	100	100	100	96	100	100
13	Anganwadis Functional (Cum.)	98	101	100	100	100	100	100	100
14	Urban Poor Families assisted under Seven Point Charter	241	281	401	0	0	98	99	223
15	Area Covered under Plantation ( Public and Forest Lands)	128	114	92	95	43	21	138	69
16	Seedlings planted ( Public and Forest Lands)	152	107	117	95	34	51	198	78
17	Road constructed- PMGSY	106	443	27	177	119	76	324	94
18	Villages electrified - RGGVY	93	NA	NA	0	33	28	NA	NA
19	Pumps sets energized	174	159	116	169	NA	8	204	75
20	Supply of Electricity	95	100	99	97	77	98	89	97

NA - Not Applicable

**Table - B(Contd.)**

**STATE-WISE PERFORMANCE DURING April to December 2013 (PERCENT ACHIEVEMENT)**

S No.	Description	ALL INDIA	MP	MAH	MANI	MEGH	MIZ	NAGA	ODIS.
1	Individual Swarozgaries assisted - SGSY / NRLM	287	33	1	0	0	0	0	0
2	SHGs provided income generating activities	197	25	39	0	0	0	0	0
3	Food security-Targeted Public Distribution system (APL+BPL+AAY)	90	95	90	97	99	97	107	94
4	Food security-Targeted Public Distribution system (only AAY)	98	96	96	101	100	94	102	103
5	Food Security - Targeted Public Distribution System (Only BPL)	101	123	99	100	99	95	106	100
6	Houses constructed - IAY	99	42	63	60	50	51	0	73
7	Houses constructed - EWS/LIG	103	83	131	308	0	0	0	0
8	Habitations covered (Partially covered & Slipped back) - NRDWP	80	103	62	37	14	88	489	134
9	Coverage of water quality affected habitations - NRDWP	47	28	49	NA	28	NA	47	54
10	SC families assisted - under SCA to SCSP & NSFDC	150	311	39	0	NA	NA	NA	48
11	SC families assisted - SC students assisted under post matric scholarship	39	0	36	0	0	NA	NA	0
12	ICDS Blocks Operational (Cum.)	99	100	100	100	100	100	100	100
13	Anganwadis Functional (Cum.)	98	100	90	93	100	100	100	99
14	Urban Poor Families assisted under Seven Point Charter	241	42	90	0	21	0	0	52
15	Area Covered under Plantation ( Public and Forest Lands)	128	140	178	208	483	129	578	86
16	Seedlings planted ( Public and Forest Lands)	152	140	227	208	5	124	611	158
17	Road constructed- PMGSY	106	54	106	389	385	280	239	89
18	Villages electrified - RGGVY	93	1,062	NA	0	51	27	23	49
19	Pumps sets energized	174	602	NA	NA	NA	NA	NA	210
20	Supply of Electricity	95	100	98	95	90	97	98	98

NA - Not Applicable

**Table - B(Contd.)**

**STATE-WISE PERFORMANCE DURING April to December 2013 (PERCENT ACHIEVEMENT)**

S No.	Description	ALL INDIA	PUDU	PUN	RAJ	SIK	TN	TRI	UTTA.
1	Individual Swarozgaries assisted - SGSY / NRLM	287	0	0	0	0	0	0	6
2	SHGs provided income generating activities	197	0	9	0	0	0	0	10
3	Food security-Targeted Public Distribution system (APL+BPL+AAY)	90	70	60	97	104	86	105	101
4	Food security-Targeted Public Distribution system (only AAY)	98	86	40	95	110	107	104	100
5	Food Security - Targeted Public Distribution System (Only BPL)	101	77	96	100	101	106	107	104
6	Houses constructed - IAY	99	3	27	67	0	21	0	41
7	Houses constructed - EWS/LIG	103	3	0	69	42	133	715	0
8	Habitations covered (Partially covered & Slipped back) - NRDWP	80	0	61	116	41	84	1,367	91
9	Coverage of water quality affected habitations - NRDWP	47	0	9	65	NA	17	56	86
10	SC families assisted - under SCA to SCSP & NSFDC	150	195	1	37	846	32	81	101
11	SC families assisted - SC students assisted under post matric scholarship	39	5	183	115	0	42	0	93
12	ICDS Blocks Operational (Cum.)	99	100	100	100	100	100	100	100
13	Anganwadis Functional (Cum.)	98	100	100	98	100	99	100	93
14	Urban Poor Families assisted under Seven Point Charter	241	0	108	144	3,326	141	5,871	98
15	Area Covered under Plantation ( Public and Forest Lands)	128	124	187	156	18	133	103	138
16	Seedlings planted ( Public and Forest Lands)	152	211	231	167	20	133	103	213
17	Road constructed- PMGSY	106	NA	420	171	80	135	100	69
18	Villages electrified - RGGVY	93	NA	NA	49	NA	NA	100	NA
19	Pumps sets energized	174	222	87	293	NA	78	NA	273
20	Supply of Electricity	95	99	98	100	100	94	95	96

NA - Not Applicable

**Table - B(Contd.)**

**STATE-WISE PERFORMANCE DURING April to December 2013 (PERCENT ACHIEVEMENT)**

S No.	Description	ALL INDIA	UP	WB	A&N	CHND.	D&N	D&D	LAKSH
1	Individual Swarozgaries assisted - SGSY / NRLM	287	0	456	167	NA	50	0	0
2	SHGs provided income generating activities	197	0	82	60	NA	60	0	0
3	Food security-Targeted Public Distribution system (APL+BPL+AAY)	90	92	91	0	68	126	12	36
4	Food security-Targeted Public Distribution system (only AAY)	98	100	89	0	15	123	15	0
5	Food Security - Targeted Public Distribution System (Only BPL)	101	100	94	0	97	109	24	125
6	Houses constructed - IAY	99	59	95	20	NA	1	0	15
7	Houses constructed - EWS/LIG	103	3	60	NA	0	NA	0	NA
8	Habitations covered (Partially covered & Slipped back) - NRDWP	80	4	98	NA	NA	NA	NA	NA
9	Coverage of water quality affected habitations - NRDWP	47	0	96	NA	NA	NA	NA	NA
10	SC families assisted - under SCA to SCSP & NSFDC	150	39	326	NA	111	NA	NA	NA
11	SC families assisted - SC students assisted under post matric scholarship	39	0	0	NA	NA	NA	NA	NA
12	ICDS Blocks Operational (Cum.)	99	97	90	100	100	100	100	100
13	Anganwadis Functional (Cum.)	98	98	100	100	100	100	98	100
14	Urban Poor Families assisted under Seven Point Charter	241	9	1,417	NA	15	NA	0	NA
15	Area Covered under Plantation ( Public and Forest Lands)	128	134	66	122	220	123	100	100
16	Seedlings planted ( Public and Forest Lands)	152	159	130	118	135	310	698	116
17	Road constructed- PMGSY	106	68	106	NA	NA	NA	NA	NA
18	Villages electrified - RGGVY	93	NA	0	NA	NA	NA	NA	NA
19	Pumps sets energized	174	40	518	NA	NA	0	56	NA
20	Supply of Electricity	95	85	100	75	100	100	100	100

NA - Not Applicable

## Table - C

Items in which the States/UTs performance is Very Good (90% and above),  
Good (80% to 90%) and Poor (below 80%) during the period  
April to December 2013

### 1. ANDHRA PRADESH

#### Very Good

Individual Swarozgaris assisted - SGSY / NRLM, SHGs provided income generating activities, Houses constructed - EWS/LIG, Habitations covered (Partially covered & Slipped back) - NRDWP, ICDS Blocks Operational (Cum.), Anganwadis Functional (Cum.), Urban Poor Families assisted under Seven Point Charter, Area Covered under Plantation (Public and Forest Lands), Seedlings planted (Public and Forest Lands), Pumps sets energized, Electricity supplied

#### Good

Food Security:Antodaya Anna Yojana(AAY), Food Security:Targeted Public Distribution System (Only BPL), Houses constructed - IAY, Coverage of water quality affected habitations - NRDWP

#### Poor

Food Security:Targeted Public Distribution System(TPDS), SC families assisted - under SCA to SCSP & NSFDC, SC families assisted - SC students assisted under post matric scholarship, Road constructed- PMGSY

### 2. ARUNACHAL PRADESH

#### Very Good

Food Security:Targeted Public Distribution System(TPDS), Food Security:Antodaya Anna Yojana(AAY), Food Security:Targeted Public Distribution System (Only BPL), ICDS Blocks Operational (Cum.), Anganwadis Functional (Cum.), Road constructed- PMGSY, Electricity supplied

#### Good

Houses constructed - EWS/LIG, Villages electrified - RGGVY

#### Poor

Individual Swarozgaris assisted - SGSY / NRLM, SHGs provided income generating activities, Houses constructed - IAY, Habitations covered (Partially covered & Slipped back) - NRDWP, Coverage of water quality affected habitations - NRDWP, Urban Poor Families assisted under Seven Point Charter, Area Covered under Plantation (Public and Forest Lands), Seedlings planted (Public and Forest Lands)

### 3. ASSAM

#### Very Good

Food Security:Targeted Public Distribution System(TPDS), Food Security:Antodaya Anna Yojana(AAY), Food Security:Targeted Public Distribution System (Only BPL), SC families assisted - under SCA to SCSP & NSFDC, ICDS Blocks Operational (Cum.), Anganwadis Functional (Cum.), Road constructed- PMGSY, Electricity supplied

#### Good

Urban Poor Families assisted under Seven Point Charter

#### Poor

Individual Swarozgaris assisted - SGSY / NRLM, SHGs provided income generating activities, Houses constructed - IAY, Houses constructed - EWS/LIG, Habitations covered (Partially covered & Slipped back) - NRDWP, Coverage of water quality affected habitations - NRDWP, SC families assisted - SC students assisted under post matric scholarship, Area Covered under Plantation (Public and Forest Lands), Seedlings planted (Public and Forest Lands), Villages electrified - RGGVY

### 4. BIHAR

#### Very Good

Individual Swarozgaris assisted - SGSY / NRLM, Food Security:Targeted Public Distribution System(TPDS), Food Security:Antodaya Anna Yojana(AAY), Food Security:Targeted Public Distribution System (Only BPL), Houses constructed - IAY, SC families assisted - under SCA to SCSP & NSFDC, ICDS Blocks Operational (Cum.), Anganwadis Functional (Cum.), Area Covered under Plantation (Public and Forest Lands), Road constructed- PMGSY, Villages electrified - RGGVY, Pumps sets energized, Electricity supplied

#### Poor

SHGs provided income generating activities, Houses constructed - EWS/LIG, Habitations covered (Partially covered & Slipped back) - NRDWP, Coverage of water quality affected habitations - NRDWP, SC families assisted - SC students assisted under post matric scholarship, Urban Poor Families assisted under Seven Point Charter, Seedlings planted (Public and Forest Lands)



## 5. CHHATISGARH

### Very Good

Food Security:Targeted Public Distribution System(TPDS), Food Security:Antodaya Anna Yojana(AAY), Food Security:Targeted Public Distribution System (Only BPL), Houses constructed - EWS/LIG, SC families assisted - SC students assisted under post matric scholarship, ICDS Blocks Operational (Cum.), Anganwadis Functional (Cum.), Area Covered under Plantation ( Public and Forest Lands), Seedlings planted ( Public and Forest Lands), Electricity supplied

### Good

SHGs provided income generating activities

### Poor

Individual Swarozgaries assisted - SGSY / NRLM, Houses constructed - IAY, Habitations covered (Partially covered & Slipped back) - NRDWP, Coverage of water quality affected habitations - NRDWP, SC families assisted - under SCA to SCSP & NSFDC, Urban Poor Families assisted under Seven Point Charter, Road constructed- PMGSY, Villages electrified - RGGVY, Pumps sets energized

## 6. DELHI

### Very Good

Food Security:Targeted Public Distribution System(TPDS), Food Security:Targeted Public Distribution System (Only BPL), SC families assisted - under SCA to SCSP & NSFDC, ICDS Blocks Operational (Cum.), Anganwadis Functional (Cum.), Electricity supplied

### Poor

Food Security:Antodaya Anna Yojana(AAY), Houses constructed - EWS/LIG, SC families assisted - SC students assisted under post matric scholarship, Urban Poor Families assisted under Seven Point Charter, Area Covered under Plantation ( Public and Forest Lands), Seedlings planted ( Public and Forest Lands)

## 7. GOA

### Very Good

Food Security:Targeted Public Distribution System(TPDS), Food Security:Antodaya Anna Yojana(AAY), Food Security:Targeted Public Distribution System (Only BPL), Houses constructed - IAY, ICDS Blocks Operational (Cum.), Anganwadis Functional (Cum.), Area Covered under Plantation ( Public and Forest Lands), Seedlings planted ( Public and Forest Lands), Electricity supplied

### Poor

Individual Swarozgaries assisted - SGSY / NRLM, SHGs provided income generating activities, SC families assisted - under SCA to SCSP & NSFDC, SC families assisted - SC students assisted under post matric scholarship, Pumps sets energized

## 8. GUJARAT

### Very Good

Food Security:Antodaya Anna Yojana(AAY), Food Security:Targeted Public Distribution System (Only BPL), Houses constructed - IAY, Houses constructed - EWS/LIG, Habitations covered (Partially covered & Slipped back) - NRDWP, Coverage of water quality affected habitations - NRDWP, SC families assisted - under SCA to SCSP & NSFDC, SC families assisted - SC students assisted under post matric scholarship, ICDS Blocks Operational (Cum.), Anganwadis Functional (Cum.), Urban Poor Families assisted under Seven Point Charter, Area Covered under Plantation ( Public and Forest Lands), Seedlings planted ( Public and Forest Lands), Road constructed- PMGSY, Pumps sets energized, Electricity supplied

### Poor

Individual Swarozgaries assisted - SGSY / NRLM, SHGs provided income generating activities, Food Security:Targeted Public Distribution System(TPDS)

## **9. HARYANA**

### **Very Good**

Food Security:Targeted Public Distribution System (Only BPL), Houses constructed - EWS/LIG, SC families assisted - under SCA to SCSP & NSFDC, ICDS Blocks Operational (Cum.), Anganwadis Functional (Cum.), Urban Poor Families assisted under Seven Point Charter, Area Covered under Plantation ( Public and Forest Lands), Seedlings planted ( Public and Forest Lands), Pumps sets energized, Electricity supplied

### **Good**

Habitations covered (Partially covered & Slipped back) - NRDWP

### **Poor**

Individual Swarozgaries assisted - SGSY / NRLM, SHGs provided income generating activities, Food Security:Targeted Public Distribution System(TPDS), Food Security:Antodaya Anna Yojana(AAY), Houses constructed - IAY, Coverage of water quality affected habitations - NRDWP, SC families assisted - SC students assisted under post matric scholarship, Road constructed- PMGSY

## **10. HIMACHAL PRADESH**

### **Very Good**

Food Security:Targeted Public Distribution System(TPDS), Food Security:Antodaya Anna Yojana(AAY), Habitations covered (Partially covered & Slipped back) - NRDWP, SC families assisted - under SCA to SCSP & NSFDC, ICDS Blocks Operational (Cum.), Anganwadis Functional (Cum.), Area Covered under Plantation ( Public and Forest Lands), Seedlings planted ( Public and Forest Lands), Road constructed- PMGSY, Pumps sets energized, Electricity supplied

### **Good**

Food Security:Targeted Public Distribution System (Only BPL)

### **Poor**

Individual Swarozgaries assisted - SGSY / NRLM, SHGs provided income generating activities, Houses constructed - IAY, Houses constructed - EWS/LIG, SC families assisted - SC students assisted under post matric scholarship, Urban Poor Families assisted under Seven Point Charter, Villages electrified - RGGVY

## **11. JAMMU AND KASHMIR**

### **Very Good**

Food Security:Targeted Public Distribution System(TPDS), Food Security:Antodaya Anna Yojana(AAY), Food Security:Targeted Public Distribution System (Only BPL), SC families assisted - under SCA to SCSP & NSFDC, ICDS Blocks Operational (Cum.), Anganwadis Functional (Cum.), Road constructed- PMGSY

### **Good**

Individual Swarozgaries assisted - SGSY / NRLM, Habitations covered (Partially covered & Slipped back) - NRDWP

### **Poor**

SHGs provided income generating activities, Houses constructed - IAY, Houses constructed - EWS/LIG, Coverage of water quality affected habitations - NRDWP, SC families assisted - SC students assisted under post matric scholarship, Urban Poor Families assisted under Seven Point Charter, Area Covered under Plantation ( Public and Forest Lands), Seedlings planted ( Public and Forest Lands), Villages electrified - RGGVY, Electricity supplied

## **12. JHARKHAND**

### **Very Good**

Food Security:Antodaya Anna Yojana(AAY), Food Security:Targeted Public Distribution System (Only BPL), Houses constructed - IAY, Houses constructed - EWS/LIG, Habitations covered (Partially covered & Slipped back) - NRDWP, SC families assisted - under SCA to SCSP & NSFDC, ICDS Blocks Operational (Cum.), Anganwadis Functional (Cum.), Urban Poor Families assisted under Seven Point Charter, Electricity supplied

### **Poor**

Individual Swarozgaries assisted - SGSY / NRLM, SHGs provided income generating activities, Food Security:Targeted Public Distribution System(TPDS), Coverage of water quality affected habitations - NRDWP, SC families assisted - SC students assisted under post matric scholarship, Area Covered under Plantation ( Public and Forest Lands), Seedlings planted ( Public and Forest Lands), Road constructed- PMGSY, Villages electrified - RGGVY, Pumps sets energized

### **13. KARNATAKA**

#### **Very Good**

Food Security:Targeted Public Distribution System(TPDS), Food Security:Antodaya Anna Yojana(AAY), Food Security:Targeted Public Distribution System (Only BPL), Houses constructed - IAY, Houses constructed - EWS/LIG, Habitations covered (Partially covered & Slipped back) - NRDWP, SC families assisted - under SCA to SCSP & NSFDC, SC families assisted - SC students assisted under post matric scholarship, ICDS Blocks Operational (Cum.), Anganwadis Functional (Cum.), Urban Poor Families assisted under Seven Point Charter, Area Covered under Plantation ( Public and Forest Lands), Seedlings planted ( Public and Forest Lands), Road constructed- PMGSY, Pumps sets energized

#### **Good**

Electricity supplied

#### **Poor**

Individual Swarozgaries assisted - SGSY / NRLM, SHGs provided income generating activities, Coverage of water quality affected habitations - NRDWP

### **14. KERALA**

#### **Very Good**

Food Security:Targeted Public Distribution System(TPDS), Food Security:Antodaya Anna Yojana(AAY), Food Security:Targeted Public Distribution System (Only BPL), Houses constructed - IAY, SC families assisted - under SCA to SCSP & NSFDC, SC families assisted - SC students assisted under post matric scholarship, ICDS Blocks Operational (Cum.), Anganwadis Functional (Cum.), Urban Poor Families assisted under Seven Point Charter, Road constructed- PMGSY, Electricity supplied

#### **Poor**

Individual Swarozgaries assisted - SGSY / NRLM, SHGs provided income generating activities, Houses constructed - EWS/LIG, Habitations covered (Partially covered & Slipped back) - NRDWP, Coverage of water quality affected habitations - NRDWP, Area Covered under Plantation ( Public and Forest Lands), Seedlings planted ( Public and Forest Lands), Pumps sets energized

### **15. MADHYA PRADESH**

#### **Very Good**

Food Security:Targeted Public Distribution System(TPDS), Food Security:Antodaya Anna Yojana(AAY), Food Security:Targeted Public Distribution System (Only BPL), Habitations covered (Partially covered & Slipped back) - NRDWP, SC families assisted - under SCA to SCSP & NSFDC, ICDS Blocks Operational (Cum.), Anganwadis Functional (Cum.), Area Covered under Plantation ( Public and Forest Lands), Seedlings planted ( Public and Forest Lands), Villages electrified - RGGVY, Pumps sets energized, Electricity supplied

#### **Good**

Houses constructed - EWS/LIG

#### **Poor**

Individual Swarozgaries assisted - SGSY / NRLM, SHGs provided income generating activities, Houses constructed - IAY, Coverage of water quality affected habitations - NRDWP, SC families assisted - SC students assisted under post matric scholarship, Urban Poor Families assisted under Seven Point Charter, Road constructed- PMGSY

### **16. MAHARASHTRA**

#### **Very Good**

Food Security:Targeted Public Distribution System(TPDS), Food Security:Antodaya Anna Yojana(AAY), Food Security:Targeted Public Distribution System (Only BPL), Houses constructed - EWS/LIG, ICDS Blocks Operational (Cum.), Anganwadis Functional (Cum.), Urban Poor Families assisted under Seven Point Charter, Area Covered under Plantation ( Public and Forest Lands), Seedlings planted ( Public and Forest Lands), Road constructed- PMGSY, Electricity supplied

#### **Poor**

Individual Swarozgaries assisted - SGSY / NRLM, SHGs provided income generating activities, Houses constructed - IAY, Habitations covered (Partially covered & Slipped back) - NRDWP, Coverage of water quality affected habitations - NRDWP, SC families assisted - under SCA to SCSP & NSFDC, SC families assisted - SC students assisted under post matric scholarship

## **17. MANIPUR**

### **Very Good**

Food Security:Targeted Public Distribution System(TPDS), Food Security:Antodaya Anna Yojana(AAY), Food Security:Targeted Public Distribution System (Only BPL), Houses constructed - EWS/LIG, ICDS Blocks Operational (Cum.), Anganwadis Functional (Cum.), Area Covered under Plantation ( Public and Forest Lands), Seedlings planted ( Public and Forest Lands), Road constructed- PMGSY, Electricity supplied

### **Poor**

Individual Swarozgaries assisted - SGSY / NRLM, SHGs provided income generating activities, Houses constructed - IAY, Habitations covered (Partially covered & Slipped back) - NRDWP, SC families assisted - under SCA to SCSP & NSFDC, SC families assisted - SC students assisted under post matric scholarship, Urban Poor Families assisted under Seven Point Charter, Villages electrified - RGGVY

## **18. MEGHALAYA**

### **Very Good**

Food Security:Targeted Public Distribution System(TPDS), Food Security:Antodaya Anna Yojana(AAY), Food Security:Targeted Public Distribution System (Only BPL), ICDS Blocks Operational (Cum.), Anganwadis Functional (Cum.), Area Covered under Plantation ( Public and Forest Lands), Road constructed- PMGSY, Electricity supplied

### **Poor**

Individual Swarozgaries assisted - SGSY / NRLM, SHGs provided income generating activities, Houses constructed - IAY, Houses constructed - EWS/LIG, Habitations covered (Partially covered & Slipped back) - NRDWP, Coverage of water quality affected habitations - NRDWP, SC families assisted - SC students assisted under post matric scholarship, Urban Poor Families assisted under Seven Point Charter, Seedlings planted ( Public and Forest Lands), Villages electrified - RGGVY

## **19. MIZORAM**

### **Very Good**

Food Security:Targeted Public Distribution System(TPDS), Food Security:Antodaya Anna Yojana(AAY), Food Security:Targeted Public Distribution System (Only BPL), ICDS Blocks Operational (Cum.), Anganwadis Functional (Cum.), Area Covered under Plantation ( Public and Forest Lands), Seedlings planted ( Public and Forest Lands), Road constructed- PMGSY, Electricity supplied

### **Good**

Habitations covered (Partially covered & Slipped back) - NRDWP

### **Poor**

Individual Swarozgaries assisted - SGSY / NRLM, SHGs provided income generating activities, Houses constructed - IAY, Houses constructed - EWS/LIG, Urban Poor Families assisted under Seven Point Charter, Villages electrified - RGGVY

## **20. NAGALAND**

### **Very Good**

Food Security:Targeted Public Distribution System(TPDS), Food Security:Antodaya Anna Yojana(AAY), Food Security:Targeted Public Distribution System (Only BPL), Habitations covered (Partially covered & Slipped back) - NRDWP, ICDS Blocks Operational (Cum.), Anganwadis Functional (Cum.), Area Covered under Plantation ( Public and Forest Lands), Seedlings planted ( Public and Forest Lands), Road constructed- PMGSY, Electricity supplied

### **Poor**

Individual Swarozgaries assisted - SGSY / NRLM, SHGs provided income generating activities, Houses constructed - IAY, Houses constructed - EWS/LIG, Coverage of water quality affected habitations - NRDWP, Urban Poor Families assisted under Seven Point Charter, Villages electrified - RGGVY

## **21. ODISHA**

### **Very Good**

Food Security:Targeted Public Distribution System(TPDS), Food Security:Antodaya Anna Yojana(AAY), Food Security:Targeted Public Distribution System (Only BPL), Habitations covered (Partially covered & Slipped back) - NRDWP, ICDS Blocks Operational (Cum.), Anganwadis Functional (Cum.), Seedlings planted ( Public and Forest Lands), Pumps sets energized, Electricity supplied

### **Good**

Area Covered under Plantation ( Public and Forest Lands), Road constructed- PMGSY

### **Poor**

Individual Swarozgaries assisted - SGSY / NRLM, SHGs provided income generating activities, Houses constructed - IAY, Houses constructed - EWS/LIG, Coverage of water quality affected habitations - NRDWP, SC families assisted - under SCA to SCSP & NSFDC, SC families assisted - SC students assisted under post matric scholarship, Urban Poor Families assisted under Seven Point Charter, Villages electrified - RGGVY

## **22. PUDUCHERRY**

### **Very Good**

SC families assisted - under SCA to SCSP & NSFDC, ICDS Blocks Operational (Cum.), Anganwadis Functional (Cum.), Area Covered under Plantation ( Public and Forest Lands), Seedlings planted ( Public and Forest Lands), Pumps sets energized, Electricity supplied

### **Good**

Food Security:Antodaya Anna Yojana(AAY)

### **Poor**

Individual Swarozgaries assisted - SGSY / NRLM, SHGs provided income generating activities, Food Security:Targeted Public Distribution System(TPDS), Food Security:Targeted Public Distribution System (Only BPL), Houses constructed - IAY, Houses constructed - EWS/LIG, Habitations covered (Partially covered & Slipped back) - NRDWP, Coverage of water quality affected habitations - NRDWP, SC families assisted - SC students assisted under post matric scholarship, Urban Poor Families assisted under Seven Point Charter

## **23. PUNJAB**

### **Very Good**

Food Security:Targeted Public Distribution System (Only BPL), SC families assisted - SC students assisted under post matric scholarship, ICDS Blocks Operational (Cum.), Anganwadis Functional (Cum.), Urban Poor Families assisted under Seven Point Charter, Area Covered under Plantation ( Public and Forest Lands), Seedlings planted ( Public and Forest Lands), Road constructed- PMGSY, Electricity supplied

### **Good**

Pumps sets energized

### **Poor**

Individual Swarozgaries assisted - SGSY / NRLM, SHGs provided income generating activities, Food Security:Targeted Public Distribution System(TPDS), Food Security:Antodaya Anna Yojana(AAY), Houses constructed - IAY, Houses constructed - EWS/LIG, Habitations covered (Partially covered & Slipped back) - NRDWP, Coverage of water quality affected habitations - NRDWP, SC families assisted - under SCA to SCSP & NSFDC

## **24. RAJASTHAN**

### **Very Good**

Food Security:Targeted Public Distribution System(TPDS), Food Security:Antodaya Anna Yojana(AAY), Food Security:Targeted Public Distribution System (Only BPL), Habitations covered (Partially covered & Slipped back) - NRDWP, SC families assisted - SC students assisted under post matric scholarship, ICDS Blocks Operational (Cum.), Anganwadis Functional (Cum.), Urban Poor Families assisted under Seven Point Charter, Area Covered under Plantation ( Public and Forest Lands), Seedlings planted ( Public and Forest Lands), Road constructed- PMGSY, Pumps sets energized, Electricity supplied

### **Poor**

Individual Swarozgaries assisted - SGSY / NRLM, SHGs provided income generating activities, Houses constructed - IAY, Houses constructed - EWS/LIG, Coverage of water quality affected habitations - NRDWP, SC families assisted - under SCA to SCSP & NSFDC, Villages electrified - RGGVY

## **25. SIKKIM**

### **Very Good**

Food Security:Targeted Public Distribution System(TPDS), Food Security:Antodaya Anna Yojana(AAY), Food Security:Targeted Public Distribution System (Only BPL), SC families assisted - under SCA to SCSP & NSFDC, ICDS Blocks Operational (Cum.), Anganwadis Functional (Cum.), Urban Poor Families assisted under Seven Point Charter, Electricity supplied

### **Good**

Road constructed- PMGSY

### **Poor**

Individual Swarozgaris assisted - SGSY / NRLM, SHGs provided income generating activities, Houses constructed - IAY, Houses constructed - EWS/LIG, Habitations covered (Partially covered & Slipped back) - NRDWP, SC families assisted - SC students assisted under post matric scholarship, Area Covered under Plantation ( Public and Forest Lands), Seedlings planted ( Public and Forest Lands)

## **26. TAMIL NADU**

### **Very Good**

Food Security:Antodaya Anna Yojana(AAY), Food Security:Targeted Public Distribution System (Only BPL), Houses constructed - EWS/LIG, ICDS Blocks Operational (Cum.), Anganwadis Functional (Cum.), Urban Poor Families assisted under Seven Point Charter, Area Covered under Plantation ( Public and Forest Lands), Seedlings planted ( Public and Forest Lands), Road constructed- PMGSY, Electricity supplied

### **Good**

Food Security:Targeted Public Distribution System(TPDS), Habitations covered (Partially covered & Slipped back) - NRDWP

### **Poor**

Individual Swarozgaris assisted - SGSY / NRLM, SHGs provided income generating activities, Houses constructed - IAY, Coverage of water quality affected habitations - NRDWP, SC families assisted - under SCA to SCSP & NSFDC, SC families assisted - SC students assisted under post matric scholarship, Pumps sets energized

## **27. TRIPURA**

### **Very Good**

Food Security:Targeted Public Distribution System(TPDS), Food Security:Antodaya Anna Yojana(AAY), Food Security:Targeted Public Distribution System (Only BPL), Houses constructed - EWS/LIG, Habitations covered (Partially covered & Slipped back) - NRDWP, ICDS Blocks Operational (Cum.), Anganwadis Functional (Cum.), Urban Poor Families assisted under Seven Point Charter, Area Covered under Plantation ( Public and Forest Lands), Seedlings planted ( Public and Forest Lands), Road constructed- PMGSY, Villages electrified - RGGVY, Electricity supplied

### **Good**

SC families assisted - under SCA to SCSP & NSFDC

### **Poor**

Individual Swarozgaris assisted - SGSY / NRLM, SHGs provided income generating activities, Houses constructed - IAY, Coverage of water quality affected habitations - NRDWP, SC families assisted - SC students assisted under post matric scholarship

## **28. UTTARAKHAND**

### **Very Good**

Food Security:Targeted Public Distribution System(TPDS), Food Security:Antodaya Anna Yojana(AAY), Food Security:Targeted Public Distribution System (Only BPL), Habitations covered (Partially covered & Slipped back) - NRDWP, SC families assisted - under SCA to SCSP & NSFDC, SC families assisted - SC students assisted under post matric scholarship, ICDS Blocks Operational (Cum.), Anganwadis Functional (Cum.), Urban Poor Families assisted under Seven Point Charter, Area Covered under Plantation ( Public and Forest Lands), Seedlings planted ( Public and Forest Lands), Pumps sets energized, Electricity supplied

### **Good**

Coverage of water quality affected habitations - NRDWP

### **Poor**

Individual Swarozgaris assisted - SGSY / NRLM, SHGs provided income generating activities, Houses constructed - IAY, Houses constructed - EWS/LIG, Road constructed- PMGSY

## **29. UTTAR PRADESH**

### **Very Good**

Food Security:Targeted Public Distribution System(TPDS), Food Security:Antodaya Anna Yojana(AAY), Food Security:Targeted Public Distribution System (Only BPL), ICDS Blocks Operational (Cum.), Anganwadis Functional (Cum.), Area Covered under Plantation ( Public and Forest Lands), Seedlings planted ( Public and Forest Lands)

### **Good**

Electricity supplied

### **Poor**

Individual Swarozgaris assisted - SGSY / NRLM, SHGs provided income generating activities, Houses constructed - IAY, Houses constructed - EWS/LIG, Habitations covered (Partially covered & Slipped back) - NRDWP, Coverage of water quality affected habitations - NRDWP, SC families assisted - under SCA to SCSP & NSFDC, SC families assisted - SC students assisted under post matric scholarship, Urban Poor Families assisted under Seven Point Charter, Road constructed- PMGSY, Pumps sets energized

## **30. WEST BENGAL**

### **Very Good**

Individual Swarozgaris assisted - SGSY / NRLM, Food Security:Targeted Public Distribution System(TPDS), Food Security:Targeted Public Distribution System (Only BPL), Houses constructed - IAY, Habitations covered (Partially covered & Slipped back) - NRDWP, Coverage of water quality affected habitations - NRDWP, SC families assisted - under SCA to SCSP & NSFDC, ICDS Blocks Operational (Cum.), Anganwadis Functional (Cum.), Urban Poor Families assisted under Seven Point Charter, Seedlings planted ( Public and Forest Lands), Road constructed- PMGSY, Pumps sets energized, Electricity supplied

### **Good**

SHGs provided income generating activities, Food Security:Antodaya Anna Yojana(AAY)

### **Poor**

Houses constructed - EWS/LIG, SC families assisted - SC students assisted under post matric scholarship, Area Covered under Plantation ( Public and Forest Lands), Villages electrified - RGGVY

## **31. ANDAMAN AND NICOBAR ISLANDS**

### **Very Good**

Individual Swarozgaris assisted - SGSY / NRLM, ICDS Blocks Operational (Cum.), Anganwadis Functional (Cum.), Area Covered under Plantation ( Public and Forest Lands), Seedlings planted ( Public and Forest Lands)

### **Poor**

SHGs provided income generating activities, Food Security:Targeted Public Distribution System(TPDS), Food Security:Antodaya Anna Yojana(AAY), Food Security:Targeted Public Distribution System (Only BPL), Houses constructed - IAY, Electricity supplied

## **32. CHANDIGARH**

### **Very Good**

Food Security:Targeted Public Distribution System (Only BPL), SC families assisted - under SCA to SCSP & NSFDC, ICDS Blocks Operational (Cum.), Anganwadis Functional (Cum.), Area Covered under Plantation ( Public and Forest Lands), Seedlings planted ( Public and Forest Lands), Electricity supplied

### **Poor**

Food Security:Targeted Public Distribution System(TPDS), Food Security:Antodaya Anna Yojana(AAY), Houses constructed - EWS/LIG, Urban Poor Families assisted under Seven Point Charter

### **33. DADRA AND NAGAR HAVELI**

#### **Very Good**

Food Security:Targeted Public Distribution System(TPDS), Food Security:Antodaya Anna Yojana(AAY), Food Security:Targeted Public Distribution System (Only BPL), ICDS Blocks Operational (Cum.), Anganwadis Functional (Cum.), Area Covered under Plantation ( Public and Forest Lands), Seedlings planted ( Public and Forest Lands), Electricity supplied

#### **Poor**

Individual Swarozgaris assisted - SGSY / NRLM, SHGs provided income generating activities, Houses constructed - IAY, Pumps sets energized

### **34. DAMAN AND DIU**

#### **Very Good**

ICDS Blocks Operational (Cum.), Anganwadis Functional (Cum.), Area Covered under Plantation ( Public and Forest Lands), Seedlings planted ( Public and Forest Lands), Electricity supplied

#### **Poor**

Job cards issued - NREGS, Individual Swarozgaris assisted - SGSY / NRLM, SHGs provided income generating activities, Food Security:Targeted Public Distribution System(TPDS), Food Security:Antodaya Anna Yojana(AAY), Food Security:Targeted Public Distribution System (Only BPL), Houses constructed - IAY, Houses constructed - EWS/LIG, Urban Poor Families assisted under Seven Point Charter, Pumps sets energized

### **35. LAKSHADWEEP**

#### **Very Good**

Food Security:Targeted Public Distribution System (Only BPL), ICDS Blocks Operational (Cum.), Anganwadis Functional (Cum.), Area Covered under Plantation ( Public and Forest Lands), Seedlings planted ( Public and Forest Lands), Electricity supplied

#### **Poor**

Individual Swarozgaris assisted - SGSY / NRLM, SHGs provided income generating activities, Food Security:Targeted Public Distribution System(TPDS), Food Security:Antodaya Anna Yojana(AAY), Houses constructed - IAY



**PART - II**

**TWENTY POINT PROGRAMME - 2006**

**ITEM-WISE PERFORMANCE TABLES**

Table - 1

## Employment generation under the NREG Scheme

Sl. No.	State/UT Name	No. of job cards issued (Number) April 2013-December 2013	No. of job cards issued (Number) till last month	Employment generated (Number) April 2013-December 2013	Employment generated (Number) till last month	Wages given (Rupees) April 2013-December 2013	Wages given (Rupees) till last month
(1)	(2)	(3)	(4)	(5)	(6)	(7)	(8)
1	ANDHRA PRADESH	3,52,961	3,02,913	24,46,50,000	23,92,52,000	27,46,96,39,000	26,88,26,44,000
2	ARUNACHAL PRADESH	17749 *	16,490	25,54,000 *	18,11,000	31,65,68,000 *	25,10,18,000
3	ASSAM	1,13,121	93,260	2,00,13,000	1,61,46,000	3,17,60,70,000	2,66,47,24,000
4	BIHAR	12449 *	11,541	5,76,93,100	5,09,17,700	8,74,05,26,200	7,72,33,68,600
5	CHHATISGARH	0 #	0	6,14,55,000	6,14,55,000	8,93,08,16,000	8,93,08,16,000
6	GOA	661	576	62,004	46,528	1,04,39,000	75,43,000
7	GUJARAT	29001 #	29,001	1,32,26,000	1,11,83,000	1,56,26,90,000	1,35,94,30,000
8	HARYANA	57,250	43,405	71,41,000	61,72,000	1,67,70,88,000	1,46,99,90,000
9	HIMACHAL PRADESH	26,494	21,160	1,82,21,000	1,47,14,000	2,56,72,55,000	2,17,62,28,000
10	JAMMU AND KASHMIR	36,819	27,956	1,87,26,300	1,54,81,000	3,26,04,98,000	3,01,10,26,000
11	JHARKHAND	11592 #	11,592	1,96,34,040	1,96,34,040	2,70,33,19,662	2,70,33,19,662
12	KARNATAKA	3,27,493	2,05,780	3,17,47,000 *	2,28,75,000	9,74,46,72,000 *	8,42,40,11,000
13	KERALA	2,47,217	2,10,540	4,95,62,286	3,82,25,386	8,51,55,91,000	6,63,70,95,000
14	MADHYA PRADESH	0 @	0	4,67,89,000 *	36853000	7793131000 *	6,52,36,31,000
15	MAHARASHTRA	97,990	84,426	3,32,55,634	3,18,40,943	5,85,59,33,000	5,62,68,38,000
16	MANIPUR	39960 *	35,553	74,00,000	74,00,000	95,72,22,000	95,72,22,000
17	MEGHALAYA	48,122	47,805	1,04,78,000 *	92,09,000	1,55,07,12,000 *	1,44,85,62,000
18	MIZORAM	17043 *	15,621	17,82,881	17,82,881	26,38,66,700	26,38,66,700
19	NAGALAND	21406 *	17,661	83,12,000 *	76,79,000	1,09,17,85,000 *	1,03,34,19,000
20	ODISHA	90545 *	70,188	3,45,67,000	3,45,67,000	4,82,09,71,000	4,82,09,71,000
21	PUDUCHERRY	1,699	1,699	7,23,000	6,67,210	9,56,32,000	8,85,50,000
22	PUNJAB	96,640	73,802	67,58,000	53,42,000	1,19,78,70,000	98,72,13,000
23	RAJASTHAN	0 @	0	11,76,64,000	11,02,51,000	13,00,72,80,344	13,00,72,74,000
24	SIKKIM	9,289	8,102	14,49,087	14,09,087	20,09,43,000	20,08,58,000
25	TAMIL NADU	6,09,523	5,53,213	29,92,06,000	26,25,29,000	30,23,12,92,000	26,10,71,19,000
26	TRIPURA	16,561	15,760	2,90,97,186	2,16,47,976	3,82,84,59,000	2,86,49,82,000
27	UTTARAKHAND	12,748	10,710	1,40,66,900	1,24,73,100	1,95,74,02,000	1,73,68,14,500
28	UTTAR PRADESH	0	0	13,29,88,000	12,76,18,000	19,58,58,00,000	17,85,24,00,000
29	WEST BENGAL	1,56,640	1,11,262	12,42,58,229	10,35,89,400	21,31,38,32,880	16,89,52,50,000
30	ANDAMAN AND NICOBAR ISLANDS	1,050	960	5,81,332	4,85,048	11,67,32,000	10,29,20,000
31	DADRA AND NAGAR HAVELI	33	33	10,010	10,010	54,17,000	54,17,000
32	LAKSHADWEEP	128 *	121	22,116	20,089	33,26,000	30,39,000
<b>Grand Total</b>		<b>24,52,184</b>	<b>20,21,130</b>	<b>1,41,40,93,105</b>	<b>1,27,32,86,398</b>	<b>1,92,55,27,78,786</b>	<b>1,72,76,75,59,462</b>

Note: \* The figures have been reconciled with that of Ministry of Rural Development

# Previous month figures have been repeated

@ Both State and M/o Rural Development have provided negative figure therefore zero figure has been considered

Table - 2(A)

**Swaranjayanti Gram Swarojgar Yojana / NRLM  
Individual Swarozgaries assisted  
(Unit: Number)**

Sl. No.	State/UT Name	Target $\Delta$		Achievement		Percent Achievement
		2013-2014	April 2013-December 2013	April 2013-December 2013	Achievement till last month	April 2013-December 2013
(1)	(2)	(3)	(4)	(5)	(6)	(5)/(4)
1	ANDHRA PRADESH	5,283	3,960	36,045	33,373	910
2	ARUNACHAL PRADESH	236	176	0	0	0
3	ASSAM	6,134	4,599	0	0	0
4	BIHAR	12,568	9,424	1,48,052 #	1,48,052	1,571
5	CHHATISGARH	2,791	2,092	0	0	0
6	GOA	72	48	27	27	56
7	GUJARAT	1,989	1,491	NR	NR	0
8	HARYANA	1,170	876	0	0	0
9	HIMACHAL PRADESH	493	369	NR	NR	0
10	JAMMU AND KASHMIR	610	457	372	372	81
11	JHARKHAND	4,739	3,554	1470 #	1,470	41
12	KARNATAKA	3,990	2,992	538	538	18
13	KERALA	1,790	1,342	NR	NR	0
14	MADHYA PRADESH	5,980	4,484	1488 #	1,488	33
15	MAHARASHTRA	7,886	5,913	87 #	87	1
16	MANIPUR	411	306	NR	NR	0
17	MEGHALAYA	461	344	0	0	0
18	MIZORAM	106	79	0 #	0	0
19	NAGALAND	316	237	NR	NR	0
20	ODISHA	6,043	4,531	0	0	0
21	PUDUCHERRY	94	70	NR	NR	0
22	PUNJAB	569	425	0	0	0
23	RAJASTHAN	3,029	2,270	NR	NR	0
24	SIKKIM	119	89	0	0	0
25	TAMIL NADU	4,672	3,502	0	0	0
26	TRIPURA	742	557	NR	NR	0
27	UTTARAKHAND	953	713	41 #	41	6
28	UTTAR PRADESH	18,104	13,577	0	0	0
29	WEST BENGAL	6,715	5,035	22,948	20,609	456
30	ANDAMAN AND NICOBAR ISLANDS	9	6	10	10	167
31	DADRA AND NAGAR HAVELI	9	6	3	3	50
32	DAMAN AND DIU	9	6	0	0	0
33	LAKSHADWEEP	9	6	0	0	0
<b>Grand Total</b>		<b>98,101</b>	<b>73,536</b>	<b>2,11,081</b>	<b>206070</b>	<b>287</b>

Very Good:(90% or above of targets)

ANDHRA PRADESH, BIHAR, WEST BENGAL, ANDAMAN AND NICOBAR ISLANDS

Good:(Between 80% to 90% targets)

JAMMU AND KASHMIR

Poor:(Below 80% of targets)

ARUNACHAL PRADESH, ASSAM, CHHATISGARH, GOA, GUJARAT, HARYANA, HIMACHAL PRADESH, JHARKHAND, KARNATAKA, KERALA, MADHYA PRADESH, MAHARASHTRA, MANIPUR, MEGHALAYA, MIZORAM, NAGALAND, ODISHA, PUDUCHERRY, PUNJAB, RAJASTHAN, SIKKIM, TAMIL NADU, TRIPURA, UTTARAKHAND, UTTAR PRADESH, DADRA AND NAGAR HAVELI, DAMAN AND DIU, LAKSHADWEEP

Note:  $\Delta$  Previous year targets have been repeated provisionally

# Previous month figures have been repeated

NR: Not Reported

# Swaranjayanti Gram Swarojgar Yojana (SGSY)

## Individual Swarozgaries Assisted

% Achievement of Target

During April 2013 - December 2013

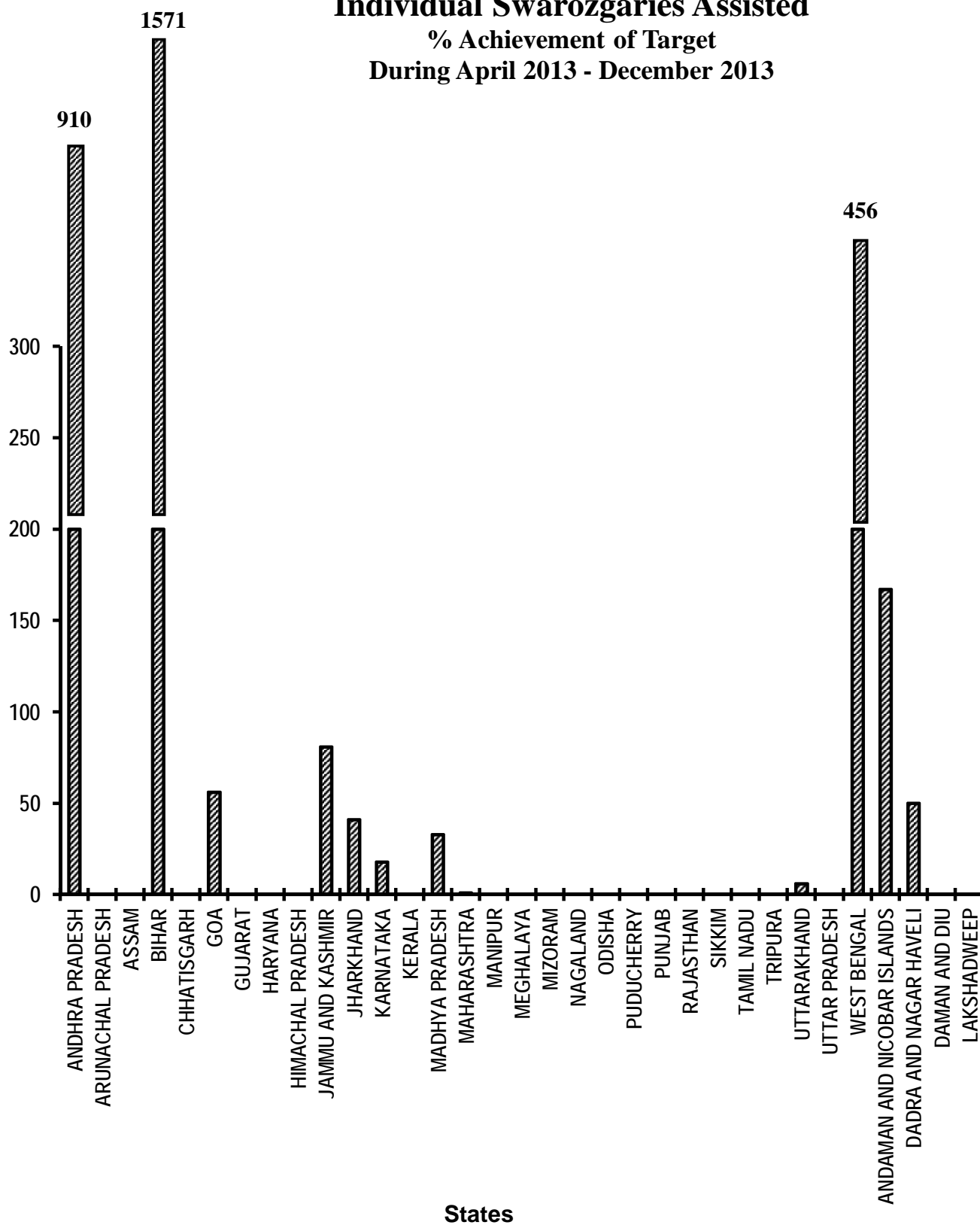


Table - 2(B)

## Swaranjayanti Gram Swarojgar Yojana / NRLM

Sl. No.	State/UT Name	Individual SC Swarozgaries assisted (Number) April 2013-December 2013	Individual SC Swarozgaries assisted (Number) till last month	Individual ST Swarozgaries assisted (Number) April 2013-December 2013	Individual ST Swarozgaries assisted (Number) till last month	Individual Women Swarozgaries assisted (Number) April 2013-December 2013	Individual Women Swarozgaries assisted (Number) till last month	Individual Disabled Swarozgaries assisted (Number) April 2013-December 2013	Individual Disabled Swarozgaries assisted (Number) till last month
(1)	(2)	(3)	(4)	(5)	(6)	(7)	(8)	(9)	(10)
1	ANDHRA PRADESH	25,335	23,418	5,786	5,739	4,924	4,216	86	86
2	ARUNACHAL PRADESH	0 #	0	0 #	0	0 #	0	0 #	0
3	ASSAM	0	0	0	0	0	0	0	0
4	BIHAR	1,93,660	1,71,805	13,580	12,705	6,36,037	5,56,520	0	0
5	CHHATISGARH	0 #	0	0 #	0	0 #	0	0 #	0
6	GOA	0	0	5	5	14	14	0	0
7	GUJARAT	NR	NR	NR	NR	NR	NR	NR	NR
8	HARYANA	0	0	0	0	0	0	0	0
9	HIMACHAL PRADESH	NR	NR	NR	NR	NR	NR	NR	NR
10	JAMMU AND KASHMIR	1	1	88	88	56	56	6	6
11	JHARKHAND	472 #	472	829 #	829	358 #	358	8 #	8
12	KARNATAKA	123	123	58	58	192	192	497	497
13	KERALA	NR	NR	0	NR	NR	NR	0	NR
14	MADHYA PRADESH	4,316	4,308	9,153	9,137	15,101	15,074	141	141
15	MAHARASHTRA	24 #	24	12 #	12	11 #	11	0 #	0
16	MANIPUR	NR	NR	NR	NR	NR	NR	NR	NR
17	MEGHALAYA	0	0	0	0	0	0	0	0
18	MIZORAM	0 #	0	0 #	0	0 #	0	0 #	0
19	NAGALAND	NR	NR	NR	NR	NR	NR	NR	NR
20	ODISHA	0 #	0	0 #	0	0 #	0	0 #	0
21	PUDUCHERRY	NR	NR	NR	NR	NR	NR	NR	NR
22	PUNJAB	0	0	0	0	0	0	0	0
23	RAJASTHAN	NR	NR	NR	NR	NR	NR	NR	NR
24	SIKKIM	0	0	0	0	0	0	0	0
25	TAMIL NADU	0	0	0	0	0	0	0	0
26	TRIPURA	NR	NR	NR	NR	NR	NR	NR	NR
27	UTTARAKHAND	39 #	39	2 #	2	16 #	16	0 #	0
28	UTTAR PRADESH	0	0	0	0	0	0	0	0
29	WEST BENGAL	8,550	7,343	1,714	1,529	22,281	20,026	6	0
30	ANDAMAN AND NICOBAR	0	0	7	7	3	3	0	0
31	DADRA AND NAGAR HAV	0	0	3	3	0	0	0	0
32	DAMAN AND DIU	0	0	5 #	5	2 #	2	0	0
33	LAKSHADWEEP	0	0	0	0	0	0	0	0
<b>Grand Total</b>		<b>2,32,520</b>	<b>2,07,533</b>	<b>31,242</b>	<b>30,119</b>	<b>6,78,995</b>	<b>5,96,488</b>	<b>744</b>	<b>738</b>

Note: # Previous month figures have been repeated

NR: Not Reported

Table - 3(A)

Self Help Groups (SHG)  
(Unit: Number)

Sl. No.	State/UT Name	Formed under	Achievement
		SGSY (Number) April 2013- December 2013	till last month
(1)	(2)	(3)	(4)
1	ANDHRA PRADESH	9,885	9,885
2	ARUNACHAL PRADESH	0 #	0
3	ASSAM	0	0
4	BIHAR	51,969	42,631
5	CHHATISGARH	7,531	7,531
6	DELHI	0	0
7	GOA	27	27
8	GUJARAT	0	0
9	HARYANA	518	450
10	HIMACHAL PRADESH	0	0
11	JAMMU AND KASHMIR	205	205
12	JHARKHAND	1502 #	1,502
13	KARNATAKA	1,288	1,288
14	KERALA	0	0
15	MADHYA PRADESH	3,520	3,520
16	MAHARASHTRA	294 #	294
17	MANIPUR	32	32
18	MEGHALAYA	0	0
19	MIZORAM	0 #	0
20	NAGALAND	0 #	0
21	ODISHA	49,258 #	49,258
22	PUDUCHERRY	6	6
23	PUNJAB	80	78
24	RAJASTHAN	0	0
25	SIKKIM	56	56
26	TAMIL NADU	0	0
27	TRIPURA	0	0
28	UTTARAKHAND	247 #	247
29	UTTAR PRADESH	0	0
30	WEST BENGAL	8,908	7,584
31	ANDAMAN AND NICOBAR ISLANDS	3	3
32	CHANDIGARH	0	0
33	DADRA AND NAGAR HAVELI	133	133
34	DAMAN AND DIU	0	0
35	LAKSHADWEEP	0	0
<b>Grand Total</b>		<b>1,35,462</b>	<b>1,24,730</b>

Note: # Previous month figures have been repeated

Table - 3(B)

**Self Help Groups (SHG)**  
**To whom income generating activities provided**  
**(Unit: Number)**

Sl. No.	State/UT Name	Target $\Delta$		Achievement		Percent Achievement
		2013-2014	April 2013-December 2013	April 2013-December 2013	Achievement till last month	April 2013-December 2013
(1)	(2)	(3)	(4)	(5)	(6)	(5)/(4)
1	ANDHRA PRADESH	9,637	7,227	2,44,364	1,83,503	3,381
2	ARUNACHAL PRADESH	430	322	0 #	0	0
3	ASSAM	11,189	8,390	0	0	0
4	BIHAR	22,924	17,191	0	0	0
5	CHHATISGARH	5,092	3,817	3,116	3,116	82
6	GOA	136	100	64 #	64	64
7	GUJARAT	3,627	2,718	0	0	0
8	HARYANA	2,134	1,600	332	0	21
9	HIMACHAL PRADESH	899	675	0	0	0
10	JAMMU AND KASHMIR	1,113	834	17	17	2
11	JHARKHAND	8,644	6,482	1375 #	1,375	21
12	KARNATAKA	7,277	5,457	538	538	10
13	KERALA	3,265	2,448	0	0	0
14	MADHYA PRADESH	10,908	8,181	2,037	1,968	25
15	MAHARASHTRA	14,384	10,787	4181 #	4,181	39
16	MANIPUR	750	562	0	0	0
17	MEGHALAYA	840	630	0	0	0
18	MIZORAM	194	145	0 #	0	0
19	NAGALAND	576	432	0 #	0	0
20	ODISHA	11,022	8,265	0	0	0
21	PUDUCHERRY	171	126	0	0	0
22	PUNJAB	1,037	776	66 #	66	9
23	RAJASTHAN	5,525	4,142	0	0	0
24	SIKKIM	216	162	0	0	0
25	TAMIL NADU	8,521	6,390	0	0	0
26	TRIPURA	1,354	1,015	0	0	0
27	UTTARAKHAND	1,738	1,303	124	124	10
28	UTTAR PRADESH	33,021	24,765	0	0	0
29	WEST BENGAL	12,249	9,186	7,539	6,051	82
30	ANDAMAN AND NICOBAR ISLANDS	16	10	6	6	60
31	DADRA AND NAGAR HAVELI	16	10	6	6	60
32	DAMAN AND DIU	16	10	0	0	0
33	LAKSHADWEEP	16	10	0	0	0
<b>Grand Total</b>		<b>1,78,937</b>	<b>1,34,168</b>	<b>2,63,765</b>	<b>2,01,015</b>	<b>197</b>

**Very Good: (90% or above of targets)**

ANDHRA PRADESH

**Good: (Between 80% to 90% targets)**

CHHATISGARH, WEST BENGAL

**Poor: (Below 80% of targets)**

ARUNACHAL PRADESH, ASSAM, BIHAR, GOA, GUJARAT, HARYANA, HIMACHAL PRADESH, JAMMU AND KASHMIR, JHARKHAND, KARNATAKA, KERALA, MADHYA PRADESH, MAHARASHTRA, MANIPUR, MEGHALAYA, MIZORAM, NAGALAND, ODISHA, PUDUCHERRY, PUNJAB, RAJASTHAN, SIKKIM, TAMIL NADU, TRIPURA, UTTARAKHAND, UTTAR PRADESH, ANDAMAN AND NICOBAR ISLANDS, DADRA AND NAGAR HAVELI, DAMAN AND DIU, LAKSHADWEEP

Note:  $\Delta$  Previous year targets have been repeated provisionally

# Previous month figures have been repeated

# Self Help Groups (SHG)

## To whom income generating activities provided

% Achievement of Target

During April 2013 - December 2013

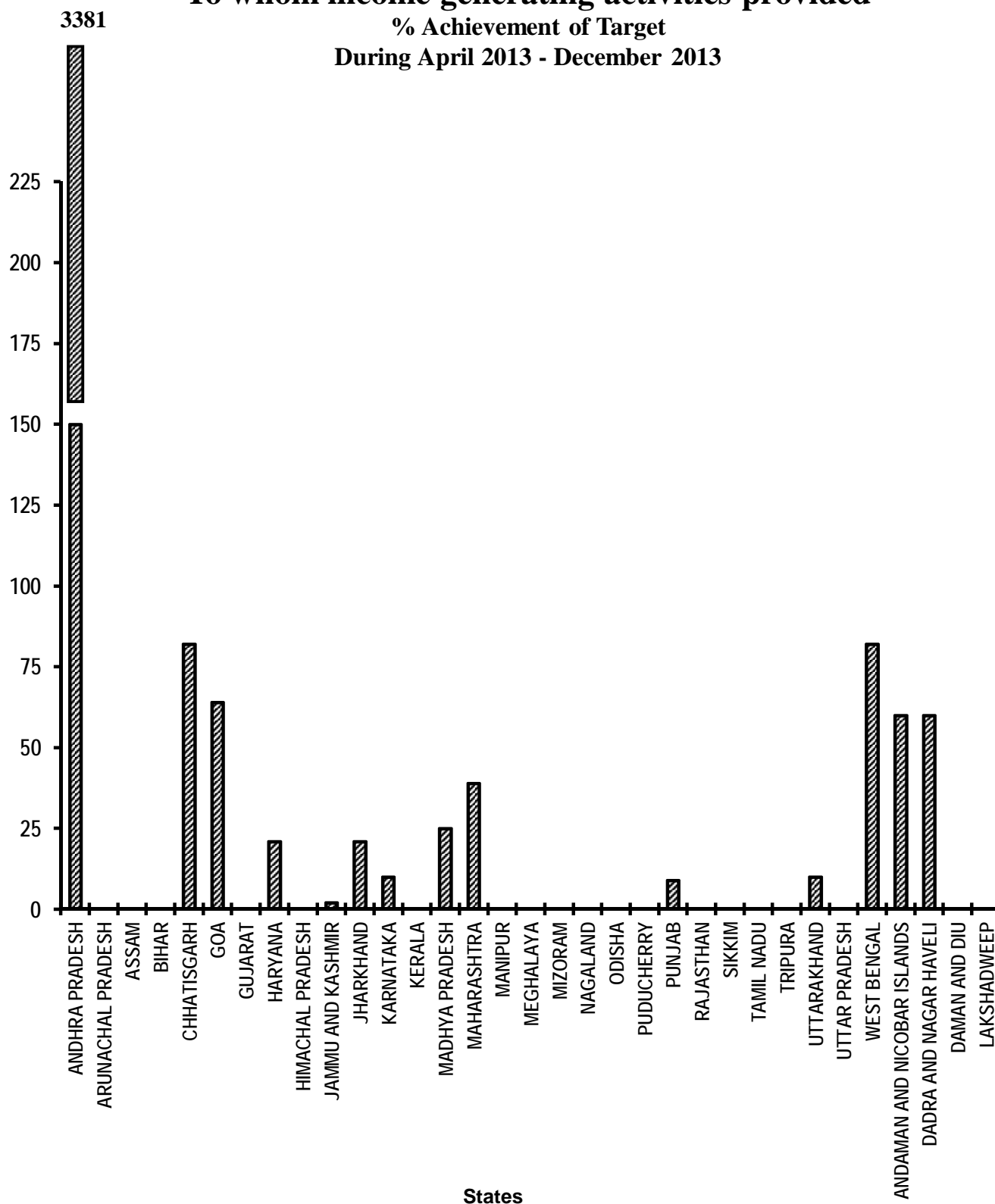




Table - 4(A)

**Distribution of waste land to the landless**  
(Unit: Hectare)

Sl. No.	State/UT Name	Total Land Distributed (Hectare) April 2013-December 2013	Achievement till last month
(1)	(2)	(3)	(4)
1	ANDHRA PRADESH	6,374	6,374
2	ARUNACHAL PRADESH	0 #	0
3	ASSAM	0	0
4	BIHAR	41	40
5	CHHATISGARH	27452 #	27,452
6	DELHI	0	0
7	GOA	0	0
8	GUJARAT	0	0
9	HARYANA	0	0
10	JAMMU AND KASHMIR	0	0
11	JHARKHAND	20 #	20
12	KARNATAKA	0	0
13	KERALA	0	0
14	MADHYA PRADESH	0	0
15	MAHARASHTRA	0	0
16	MANIPUR	0	0
17	MEGHALAYA	0	0
18	MIZORAM	0 #	0
19	NAGALAND	0 #	0
20	ODISHA	6663 #	6,663
21	PUDUCHERRY	0	0
22	PUNJAB	0	0
23	RAJASTHAN	0	0
24	SIKKIM	0	0
25	TAMIL NADU	0	0
26	TRIPURA	0	0
27	UTTARAKHAND	0	0
28	UTTAR PRADESH	1,217	1,140
29	WEST BENGAL	1,499	534
30	ANDAMAN AND NICOBAR ISLANDS	0	0
31	CHANDIGARH	0	0
32	DADRA AND NAGAR HAVELI	0	0
33	DAMAN AND DIU	0	0
34	LAKSHADWEEP	0	0
<b>Grand Total</b>		<b>43,266</b>	<b>42,223</b>

Note: # Previous month figures have been repeated

Table - 4(B)

## Distribution of waste land to the landless

Sl. No.	State/UT Name	Land					
		Land Distributed to SC (Hectare) April 2013-December 2013	Land Distributed to SC (Hectare) till last month	Land Distributed to ST (Hectare) April 2013-December 2013	Land Distributed to ST (Hectare) till last month	Land Distributed to Others (Hectare) April 2013-December 2013	Land Distributed to Others (Hectare) till last month
(1)	(2)	(3)	(4)	(5)	(6)	(7)	(8)
1	ANDHRA PRADESH	0	0	0	0	0	0
2	ARUNACHAL PRADESH	0 #	0	0 #	0	0 #	0
3	ASSAM	0	0	0	0	0	0
4	BIHAR	41	40	0	0	0	0
5	CHHATISGARH	6057 #	6,057	9578 #	9,578	11817 #	11,817
6	DELHI	0	0	0	0	0	0
7	GOA	0	0	0	0	0	0
8	GUJARAT	0	0	0	0	0	0
9	HARYANA	0	0	0	0	0	0
10	JAMMU AND KASHMIR	0	0	0	0	0	0
11	JHARKHAND	6 #	6	5 #	5	9 #	9
12	KARNATAKA	0	0	0	0	0	0
13	KERALA	0	0	0	0	0	0
14	MADHYA PRADESH	0	0	0	0	0	0
15	MAHARASHTRA	0	0	0	0	0	0
16	MANIPUR	0	0	0	0	0	0
17	MEGHALAYA	0	0	0	0	0	0
18	MIZORAM	0 #	0	0 #	0	0 #	0
19	NAGALAND	0	0	0	0	0	0
20	ODISHA	759 #	759	5237 #	5,237	667 #	667
21	PUDUCHERRY	0	0	0	0	0	0
22	PUNJAB	0	0	0	0	0	0
23	RAJASTHAN	0	0	0	0	0	0
24	SIKKIM	0	0	0	0	0	0
25	TAMIL NADU	0	0	0	0	0	0
26	TRIPURA	0	0	0	0	0	0
27	UTTARAKHAND	0	0	0	0	0	0
28	UTTAR PRADESH	495	465	0	0	722	675
29	WEST BENGAL	554	179	354	148	601	218
30	ANDAMAN AND NICOBAR	0	0	0	0	0	0
31	CHANDIGARH	0	0	0	0	0	0
32	DADRA AND NAGAR HAV.	0	0	0	0	0	0
33	DAMAN AND DIU	0	0	0	0	0	0
34	LAKSHADWEEP	0	0	0	0	0	0
Grand Total		7,912	7,506	15,174	14,968	13,816	13,386

Table - 5(A)

## Minimum Wages Enforcement (including Farm Labour)

Sl. No.	State/UT Name	Agriculture and Farm Workers:					Agriculture and Farm Workers:	
		Inspections made (Number) April 2013-December 2013	Inspections made (Number) till last month	Irregularities detected (Number) April 2013-December 2013	Irregularities detected (Number) till last month	Irregularities rectified (Number) April 2013-December 2013	Irregularities rectified (Number) till last month	
(1)	(2)	(3)	(4)	(5)	(6)	(7)	(8)	
1	ANDHRA PRADESH	0	0	0	0	0	0	
2	ARUNACHAL PRADESH	0	0	0	0	0	0	
3	ASSAM	0	0	0	0	0	0	
4	BIHAR	0	0	0	0	0	0	
5	CHHATISGARH	0	0	0	0	0	0	
6	DELHI	0	0	0	0	0	0	
7	GOA	0	0	0	0	0	0	
8	GUJARAT	0	0	0	0	0	0	
9	HARYANA	0	0	0	0	0	0	
10	HIMACHAL PRADESH	0	0	0	0	0	0	
11	JAMMU AND KASHMIR	0	0	0	0	0	0	
12	JHARKHAND	0	0	0	0	0	0	
13	KARNATAKA	0	0	0	0	0	0	
14	KERALA	0	0	0	0	0	0	
15	MADHYA PRADESH	0	0	0	0	0	0	
16	MAHARASHTRA	0	0	0	0	0	0	
17	MANIPUR	0	0	0	0	0	0	
18	MEGHALAYA	0	0	0	0	0	0	
19	MIZORAM	0	0	0	0	0	0	
20	NAGALAND	0	0	0	0	0	0	
21	ODISHA	0	0	0	0	0	0	
22	PUDUCHERRY	0	0	0	0	0	0	
23	PUNJAB	61	61	0	0	0	0	
24	RAJASTHAN	176	0	0	0	0	0	
25	SIKKIM	0	0	0	0	0	0	
26	TAMIL NADU	0	0	0	0	0	0	
27	TRIPURA	0	0	0	0	0	0	
28	UTTARAKHAND	0	0	0	0	0	0	
29	UTTAR PRADESH	0	0	0	0	0	0	
30	WEST BENGAL	0	0	0	0	0	0	
31	ANDAMAN AND NICOBAR	0	0	0	0	0	0	
32	CHANDIGARH	0	0	0	0	0	0	
33	DADRA AND NAGAR HAV.	5	5	0	0	0	0	
34	DAMAN AND DIU	0	0	0	0	0	0	
35	LAKSHADWEEP	0	0	0	0	0	0	
Grand Total		242	66	0	0	0	0	

Table - 5(B)

## Minimum Wages Enforcement (including Farm Labour)

(Unit: Number)

Sl. No.	State/UT Name	Agriculture and Farm Workers: Claims filed (Number) April 2013-December 2013	Agriculture and Farm Workers: Claims filed (Number) till last month	Agriculture and Farm Workers: Claims settled (Number) April 2013-December 2013	Agriculture and Farm Workers: Claims settled (Number) till last month
(1)	(2)	(3)		(4)	(5)
1	ANDHRA PRADESH	0	0	0	0
2	ARUNACHAL PRADESH	0	0	0	0
3	ASSAM	0	0	0	0
4	BIHAR	0	0	0	0
5	CHHATISGARH	0	0	0	0
6	DELHI	0	0	0	0
7	GOA	0	0	0	0
8	GUJARAT	0	0	0	0
9	HARYANA	0	0	0	0
10	HIMACHAL PRADESH	0	0	0	0
11	JAMMU AND KASHMIR	0	0	0	0
12	JHARKHAND	0	0	0	0
13	KARNATAKA	0	0	0	0
14	KERALA	0	0	0	0
15	MADHYA PRADESH	0	0	0	0
16	MAHARASHTRA	0	0	0	0
17	MANIPUR	0	0	0	0
18	MEGHALAYA	0	0	0	0
19	MIZORAM	0	0	0	0
20	NAGALAND	0	0	0	0
21	ODISHA	0	0	0	0
22	PUDUCHERRY	0	0	0	0
23	PUNJAB	0	0	0	0
24	RAJASTHAN	0	0	0	0
25	SIKKIM	0	0	0	0
26	TAMIL NADU	0	0	0	0
27	TRIPURA	0	0	0	0
28	UTTARAKHAND	0	0	0	0
29	UTTAR PRADESH	0	0	0	0
30	WEST BENGAL	0	0	0	0
31	ANDAMAN AND NICOBAR	0	0	0	0
32	CHANDIGARH	0	0	0	0
33	DADRA AND NAGAR HAV.	0	0	0	0
34	DAMAN AND DIU	0	0	0	0
35	LAKSHADWEEP	0	0	0	0
Grand Total		0	0	0	0

Table - 5(C)

## Minimum Wages Enforcement (including Farm Labour)

Sl. No.	State/UT Name	Agriculture and Farm Workers: Prosecution cases Pending (Number) April 2013-December 2013	Agriculture and Farm Workers: Prosecution cases Pending (Number) till last month	Agriculture and Farm Workers: Prosecution cases filed (Number) April 2013-December 2013	Agriculture and Farm Workers: Prosecution cases filed (Number) till last month	Agriculture and Farm Workers: Prosecution cases decided (Number) April 2013-December 2013	Agriculture and Farm Workers: Prosecution cases decided (Number) till last month
		(3)	(4)	(5)	(6)	(7)	(8)
1	ANDHRA PRADESH	0	0	0	0	0	0
2	ARUNACHAL PRADESH	0	0	0	0	0	0
3	ASSAM	0	0	0	0	0	0
4	BIHAR	0	0	0	0	0	0
5	CHHATISGARH	0	0	0	0	0	0
6	DELHI	0	0	0	0	0	0
7	GOA	0	0	0	0	0	0
8	GUJARAT	0	0	0	0	0	0
9	HARYANA	0	0	0	0	0	0
10	HIMACHAL PRADESH	0	0	0	0	0	0
11	JAMMU AND KASHMIR	0	0	0	0	0	0
12	JHARKHAND	0	0	0	0	0	0
13	KARNATAKA	0	0	0	0	0	0
14	KERALA	0	0	0	0	0	0
15	MADHYA PRADESH	0	0	0	0	0	0
16	MAHARASHTRA	0	0	0	0	0	0
17	MANIPUR	0	0	0	0	0	0
18	MEGHALAYA	0	0	0	0	0	0
19	MIZORAM	0	0	0	0	0	0
20	NAGALAND	0	0	0	0	0	0
21	ODISHA	0	0	0	0	0	0
22	PUDUCHERRY	0	0	0	0	0	0
23	PUNJAB	0	0	0	0	0	0
24	RAJASTHAN	0	0	0	0	0	0
25	SIKKIM	0	0	0	0	0	0
26	TAMIL NADU	0	0	0	0	0	0
27	TRIPURA	0	0	0	0	0	0
28	UTTARAKHAND	0	0	0	0	0	0
29	UTTAR PRADESH	0	0	0	0	0	0
30	WEST BENGAL	0	0	0	0	0	0
31	ANDAMAN AND NICOBAR	14	14	0	0	10	10
32	CHANDIGARH	0	0	0	0	0	0
33	DADRA AND NAGAR HAV.	0	0	0	0	0	0
34	DAMAN AND DIU	0	0	0	0	0	0
35	LAKSHADWEEP	0	0	0	0	0	0
Grand Total		14	14	0	0	10	10

Table - 6(A)

## Food security-Targeted Public Distribution system (APL+BPL+AAY)

		Allocation of Food		Achievement till last month	Percentage of offtake w.r.t. Allocation of Food Grains
Sl. No.	State/UT Name	Grains (Tonnes) April 2013- December 2013	Off take (Tonnes) April 2013- December 2013		
(1)	(2)	(3)	(4)	(5)	(6)
1	ANDHRA PRADESH	28,67,112	20,75,027	18,20,101	72
2	ARUNACHAL PRADESH	76,167	74,396	66,206	98
3	ASSAM	14,15,142	13,27,731	11,93,971	94
4	BIHAR	27,77,904	26,97,321	24,61,166	97
5	CHHATISGARH	9,33,084	9,14,860	8,09,427	98
6	DELHI	4,42,710	3,99,721	3,55,170	90
7	GOA	47,277	49,113	44,035	104
8	GUJARAT	15,63,831	11,34,761	9,88,361	73
9	HARYANA	4,33,754	3,00,833	2,43,221	69
10	HIMACHAL PRADESH	3,90,969	3,86,762	3,39,790	99
11	JAMMU AND KASHMIR	5,67,603	5,88,176	5,23,415	104
12	JHARKHAND	10,18,989	7,92,223	7,05,829	78
13	KARNATAKA	18,37,296	18,25,557	16,22,952	99
14	KERALA	11,04,516	11,06,227	9,80,823	100
15	MADHYA PRADESH	20,52,387	19,54,832	18,37,540	95
16	MAHARASHTRA	35,69,283	32,25,090	28,59,460	90
17	MANIPUR	1,28,214	1,24,444	1,14,306	97
18	MEGHALAYA	1,41,435	1,40,190	1,24,761	99
19	MIZORAM	52,605	50,803	45,435	97
20	NAGALAND	95,157	1,01,382	93,378	107
21	ODISHA	16,43,904	15,53,464	13,75,287	94
22	PUDUCHERRY	45,234	31,754	30,651	70
23	PUNJAB	5,94,004	3,58,586	3,58,586	60
24	RAJASTHAN	17,87,643	17,28,586	15,09,506	97
25	SIKKIM	33,210	34,661	30,773	104
26	TAMIL NADU	27,92,124	23,96,051	21,54,394	86
27	TRIPURA	2,27,450	2,37,689	2,12,681	105
28	UTTARAKHAND	3,83,994	3,87,583	3,38,225	101
29	UTTAR PRADESH	54,51,388	50,36,820	44,48,250	92
30	WEST BENGAL	28,92,897	26,38,103	23,56,313	91
31	ANDAMAN AND NICOBAR ISLANDS	25,515	0	0	0
32	CHANDIGARH	27,585	18,794	15,883	68
33	DADRA AND NAGAR HAVELI	7,848	9,856	8,881	126
34	DAMAN AND DIU	4,239	515	445	12
35	LAKSHADWEEP	3,465	1,257	585	36
Grand Total		3,74,35,935	3,37,03,168	3,00,69,807	90

Very Good:(90% or above of targets)

ARUNACHAL PRADESH, ASSAM, BIHAR, CHHATISGARH, DELHI, GOA, HIMACHAL PRADESH, JAMMU AND KASHMIR, KARNATAKA, KERALA, MADHYA PRADESH, MAHARASHTRA, MANIPUR, MEGHALAYA, MIZORAM, NAGALAND, ODISHA, RAJASTHAN, SIKKIM, TRIPURA, UTTARAKHAND, UTTAR PRADESH, WEST BENGAL,

Good:(Between 80% to 90% targets)

DADRA AND NAGAR HAVELI

Poor:(Below 80% of targets)

TAMIL NADU  
ANDHRA PRADESH, GUJARAT, HARYANA, JHARKHAND, PUDUCHERRY, PUNJAB, ANDAMAN AND NICOBAR ISLANDS, CHANDIGARH, DAMAN AND DIU, LAKSHADWEEP

# Food Security: Targeted Public Distribution System (APL+BPL+AAY)

## Off take

% Achievement of Target  
During April 2013 - December 2013

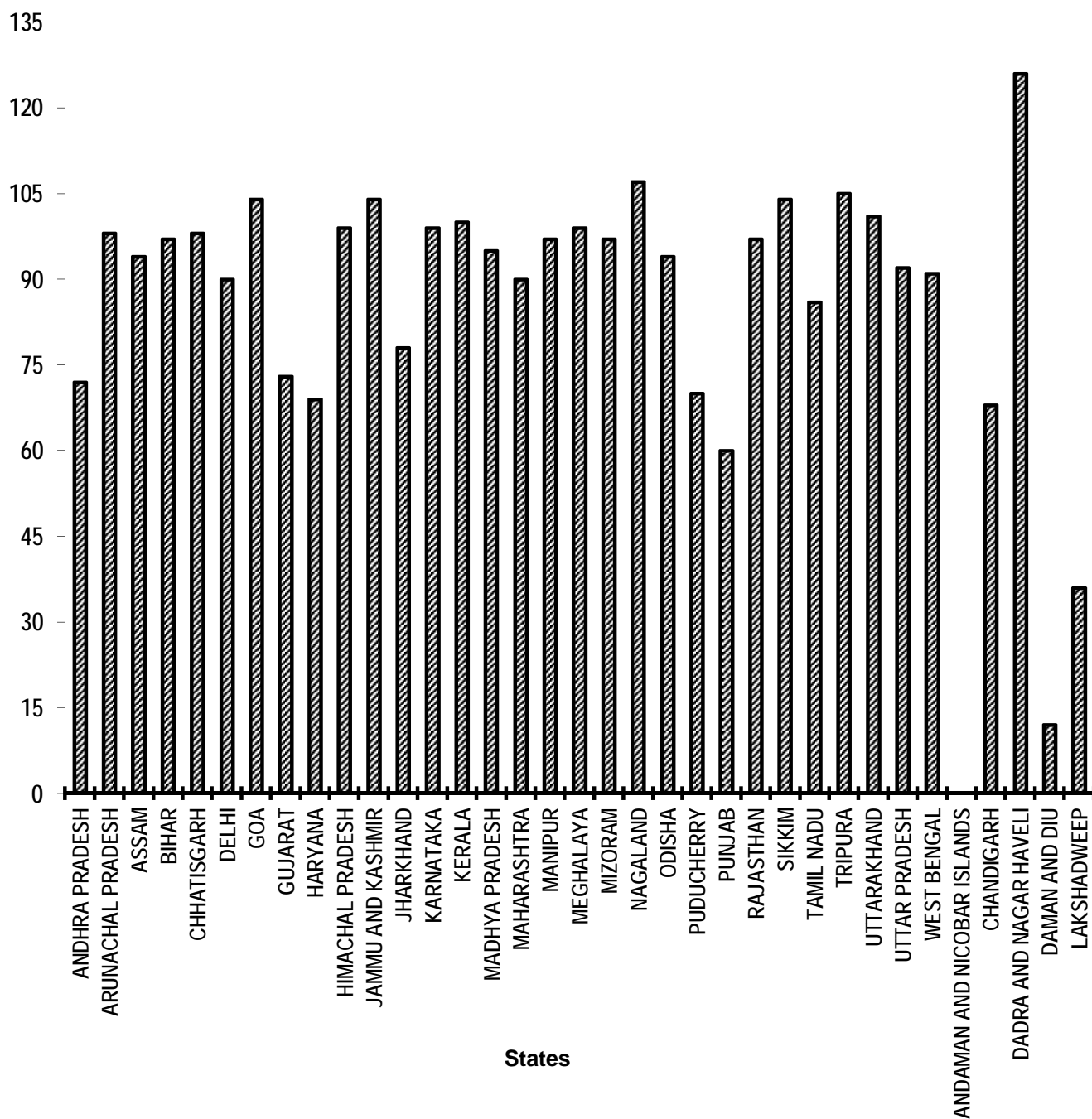


Table - 6(B)

## Food security-Targeted Public Distribution system (only AAY)

		Allocation of Food		Achievement till last month	Percentage of offtake w.r.t. Allocation of Food Grains
Sl. No.	State/UT Name	Grains (Tonnes) April 2013- December 2013	Off take (Tonnes) April 2013- December 2013		
(1)	(2)	(3)	(4)	(5)	(6)
1	ANDHRA PRADESH	4,90,716	4,08,113	18,20,101	83
2	ARUNACHAL PRADESH	11,979	11,959	66,206	100
3	ASSAM	2,21,769	2,20,474	11,93,971	99
4	BIHAR	7,87,815	8,35,735	24,61,166	106
5	CHHATISGARH	2,26,458	2,26,458	8,09,427	100
6	DELHI	83,685	63,137	3,55,170	75
7	GOA	4,581	4,581	44,035	100
8	GUJARAT	2,55,060	2,68,024	9,88,361	105
9	HARYANA	1,69,924	1,27,225	2,43,221	75
10	HIMACHAL PRADESH	87,858	88,131	3,39,790	100
11	JAMMU AND KASHMIR	80,541	85,787	5,23,415	107
12	JHARKHAND	2,89,143	2,98,225	7,05,829	103
13	KARNATAKA	3,58,362	3,73,183	16,22,952	104
14	KERALA	1,87,695	1,92,697	9,80,823	103
15	MADHYA PRADESH	4,98,195	4,79,188	18,37,540	96
16	MAHARASHTRA	7,78,785	7,43,976	28,59,460	96
17	MANIPUR	20,043	20,185	1,14,306	101
18	MEGHALAYA	22,113	22,093	1,24,761	100
19	MIZORAM	8,190	7,690	45,435	94
20	NAGALAND	14,976	15,203	93,378	102
21	ODISHA	3,97,149	4,08,054	13,75,287	103
22	PUDUCHERRY	10,161	8,734	30,651	86
23	PUNJAB	92,260	36,942	3,58,586	40
24	RAJASTHAN	8,93,637	8,48,113	15,09,506	95
25	SIKKIM	5,202	5,728	30,773	110
26	TAMIL NADU	5,87,358	6,28,282	21,54,394	107
27	TRIPURA	35,640	37,019	2,12,681	104
28	UTTARAKHAND	60,138	60,048	3,38,225	100
29	UTTAR PRADESH	12,89,742	12,89,843	44,48,250	100
30	WEST BENGAL	4,66,263	4,13,705	23,56,313	89
31	ANDAMAN AND NICOBAR ISLANDS	1,497	0	0	0
32	CHANDIGARH	468	70	15,883	15
33	DADRA AND NAGAR HAVELI	1,647	2,024	8,881	123
34	DAMAN AND DIU	477	71	445	15
35	LAKSHADWEEP	378	0	585	0
Grand Total		84,39,905	82,30,697	3,00,69,807	98

Very Good:(90% or above of targets)

ARUNACHAL PRADESH, ASSAM, BIHAR, CHHATISGARH, GOA, GUJARAT, HIMACHAL PRADESH, JAMMU AND KASHMIR, JHARKHAND, KARNATAKA, KERALA, MADHYA PRADESH, MAHARASHTRA, MANIPUR, MEGHALAYA, MIZORAM, NAGALAND, ODISHA, RAJASTHAN, SIKKIM, TAMIL NADU, TRIPURA, UTTARAKHAND, UTTAR PRADESH,

Good:(Between 80% to 90% targets)

ANDHRA PRADESH, PUDUCHERRY, WEST BENGAL

Poor:(Below 80% of targets)

DELHI, HARYANA, PUNJAB, ANDAMAN AND NICOBAR ISLANDS, CHANDIGARH, DAMAN AND DIU, LAKSHADWEEP



# Food Security: Targeted Public Distribution System (Only Antyodaya Anna Yojana)

## Off take

% Achievement of Target  
During April 2013 - December 2013

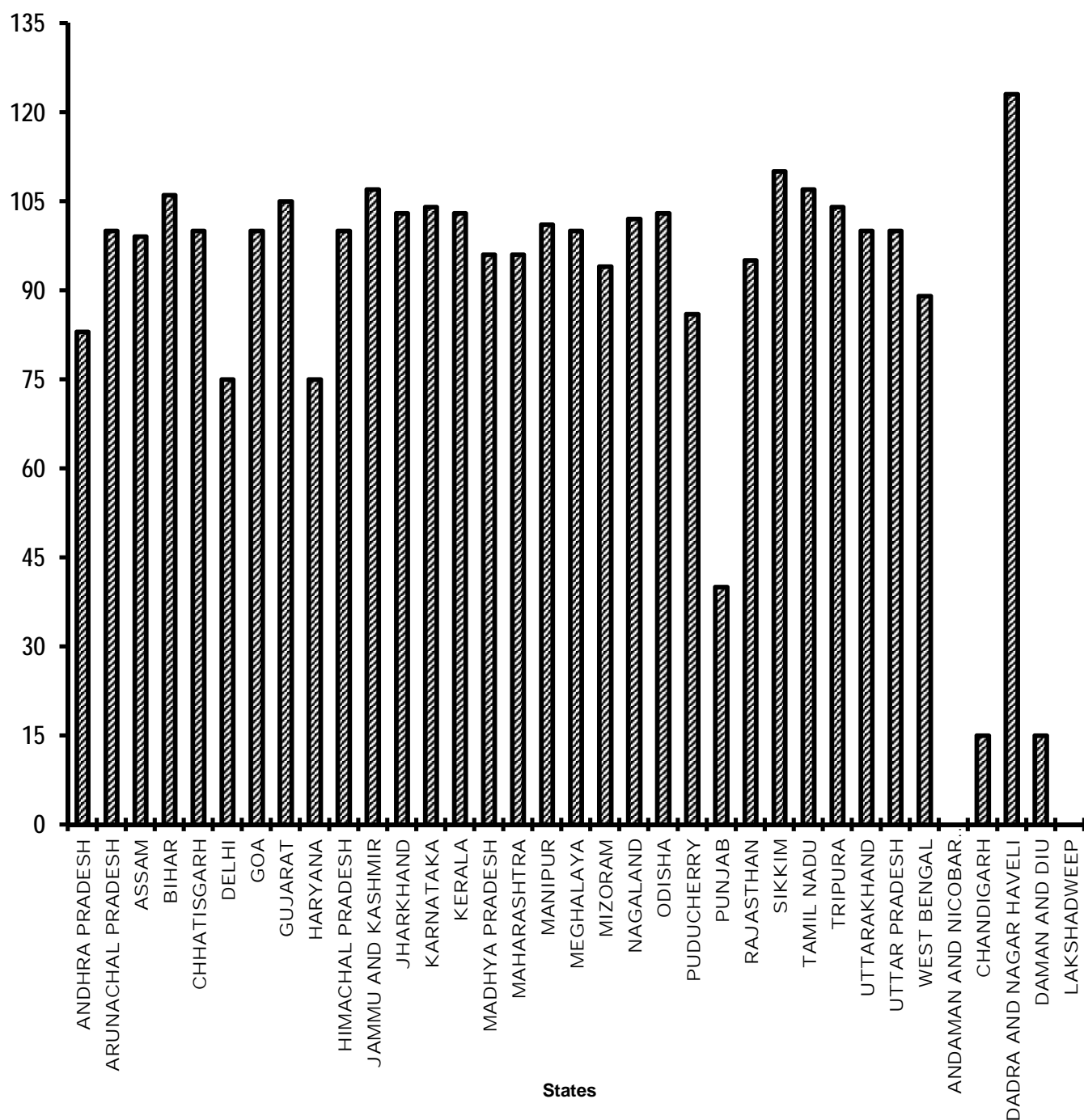


Table - 6(C)

## Food Security - Targeted Public Distribution System (Only BPL)

		Allocation of Food		Achievement till last month	Percentage of offtake w.r.t. Allocation of Food Grains
Sl. No.	State/UT Name	Grains (Tonnes) April 2013- December 2013	Off take (Tonnes) April 2013- December 2013		
(1)	(2)	(3)	(4)	(5)	(6)
1	ANDHRA PRADESH	7,89,066	6,32,629	5,52,940	80
2	ARUNACHAL PRADESH	19,143	19,257	17,101	101
3	ASSAM	3,56,418	3,54,184	3,14,967	99
4	BIHAR	12,67,029	13,56,665	12,27,046	107
5	CHHATISGARH	3,64,266	3,64,624	3,23,558	100
6	DELHI	54,348	49,513	49,513	91
7	GOA	4,149	4,473	4,112	108
8	GUJARAT	4,12,776	4,32,035	3,70,032	105
9	HARYANA	86,905	81,418	81,418	94
10	HIMACHAL PRADESH	66,570	55,938	55,938	84
11	JAMMU AND KASHMIR	1,51,272	1,54,826	1,34,816	102
12	JHARKHAND	4,64,976	4,76,177	4,25,584	102
13	KARNATAKA	6,27,345	6,45,120	5,42,038	103
14	KERALA	3,01,761	3,08,865	2,70,253	102
15	MADHYA PRADESH	8,01,162	9,85,899	9,19,409	123
16	MAHARASHTRA	12,79,443	12,64,625	11,25,349	99
17	MANIPUR	32,256	32,122	29,437	100
18	MEGHALAYA	35,532	35,271	31,315	99
19	MIZORAM	13,230	12,530	11,210	95
20	NAGALAND	24,084	25,532	23,000	106
21	ODISHA	8,75,370	8,73,769	7,79,888	100
22	PUDUCHERRY	16,173	12,441	11,734	77
23	PUNJAB	80,784	77,442	77,442	96
24	RAJASTHAN	3,14,766	3,13,274	3,13,274	100
25	SIKKIM	8,478	8,535	7,593	101
26	TAMIL NADU	9,44,424	10,02,528	8,99,784	106
27	TRIPURA	57,285	61,460	55,575	107
28	UTTARAKHAND	96,741	1,01,044	86,308	104
29	UTTAR PRADESH	20,74,141	20,76,252	18,44,683	100
30	WEST BENGAL	11,65,185	10,89,894	9,58,840	94
31	ANDAMAN AND NICOBAR ISLANDS	4,005	0	0	0
32	CHANDIGARH	2,817	2,729	2,416	97
33	DADRA AND NAGAR HAVELI	3,771	4,120	3,793	109
34	DAMAN AND DIU	783	189	162	24
35	LAKSHADWEEP	567	707	585	125
Grand Total		1,27,97,021	1,29,16,087	1,15,51,113	101

Very Good:(90% or above of targets)

ARUNACHAL PRADESH, ASSAM, BIHAR, CHHATISGARH, DELHI, GOA, GUJARAT, HARYANA, JAMMU AND KASHMIR, JHARKHAND, KARNATAKA, KERALA, MADHYA PRADESH, MAHARASHTRA, MANIPUR, MEGHALAYA, MIZORAM, NAGALAND, ODISHA, PUNJAB, RAJASTHAN, SIKKIM, TAMIL NADU, TRIPURA, UTTARAKHAND, UTTAR PRADESH, WEST BENGAL, CHANDIGARH, DADRA AND NAGAR HAVELI,

Good:(Between 80% to 90% targets)

ANDHRA PRADESH, HIMACHAL PRADESH

Poor:(Below 80% of targets)

PUDUCHERRY, ANDAMAN AND NICOBAR ISLANDS, DAMAN AND DIU

# Food Security: Targeted Public Distribution System (Only BPL)

## Off take

% Achievement of Target  
During April 2013 - December 2013

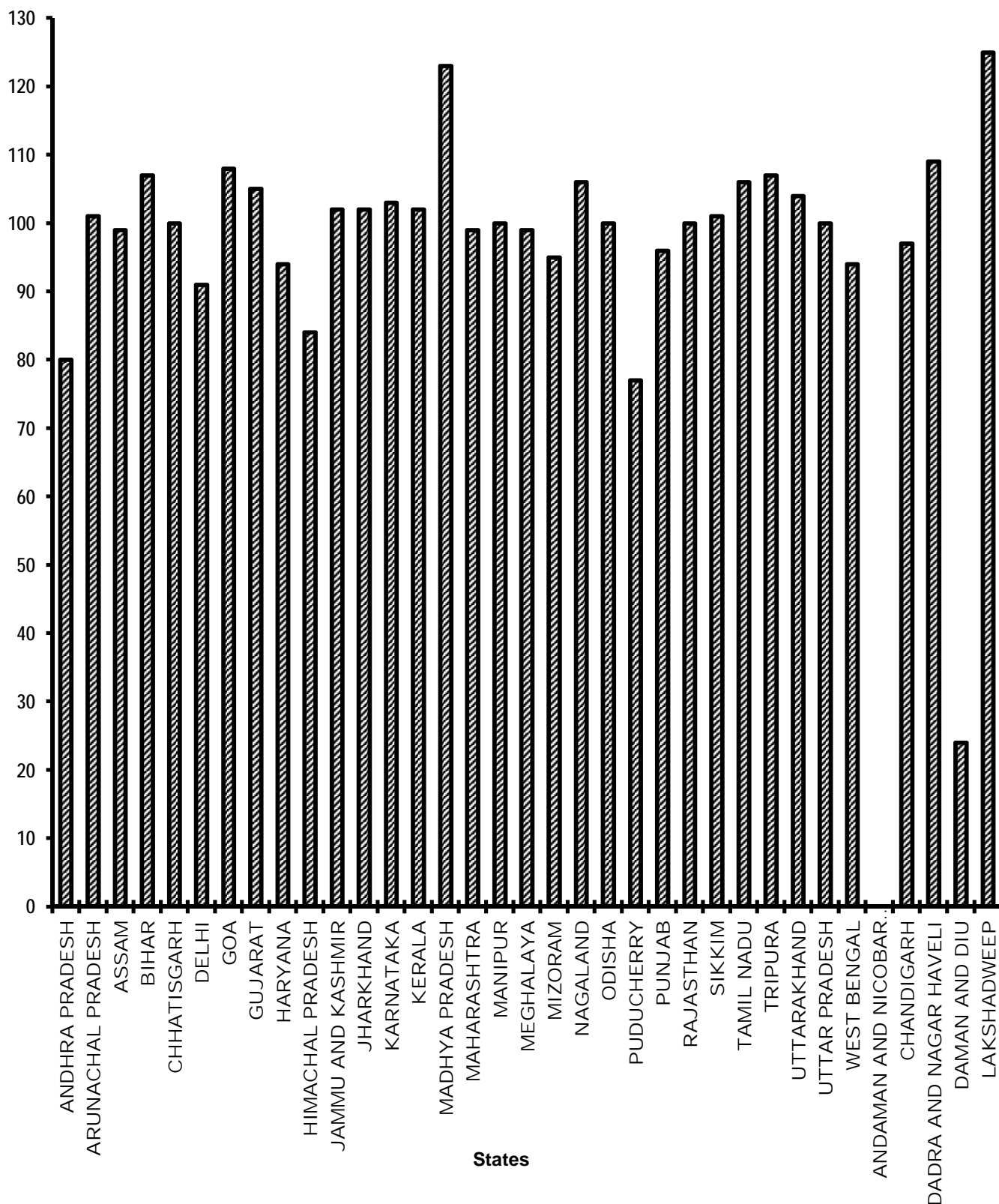


Table - 7

**Rural Housing - Indira Awaas Yojana**  
**Houses constructed**  
**(Unit: Number)**

Sl. No.	State/UT Name	Target		Achievement April 2013-December 2013	Achievement till last month	Percent Achievement April 2013-December 2013
		2013-2014	April 2013-December 2013			
(1)	(2)	(3)	(4)	(5)	(6)	(5)/(4)
1	ANDHRA PRADESH	2,07,313	1,03,657	92,269	63,121	89
2	ARUNACHAL PRADESH	6,870	3,435	0	0	0
3	ASSAM	1,38,695	69,347	37,632	35,961	54
4	BIHAR	6,05,550	3,02,775	5,24,896	4,61,078	173
5	CHHATISGARH	48,004	24,000	13159 *	11,983	55
6	GOA	1,393	696	1,025	928	147
7	GUJARAT	1,07,880	53,940	73,231	56,657	136
8	HARYANA	18,029	9,015	3,431	3,316	38
9	HIMACHAL PRADESH	7,064	3,531	222	106	6
10	JAMMU AND KASHMIR	15,952	11,963	8,968	8,273	75
11	JHARKHAND	67,153	33,576	35897 *	30,214	107
12	KARNATAKA	87,816	43,905	58,741	54,034	134
13	KERALA	45,738	22,869	38,517	34,290	168
14	MADHYA PRADESH	1,12,936	56,469	23820 #	23,820	42
15	MAHARASHTRA	1,37,314	68,655	43,270	37,551	63
16	MANIPUR	8,011	4,005	2403 #	2,403	60
17	MEGHALAYA	13,865	6,930	3,453	3,394	50
18	MIZORAM	3,661	1,830	926 #	926	51
19	NAGALAND	10,439	5,220	0	0	0
20	ODISHA	1,28,057	64,029	46867 #	46,867	73
21	PUDUCHERRY	1,065	534	18	18	3
22	PUNJAB	19,531	9,765	2,595	2,401	27
23	RAJASTHAN	85,460	42,729	28,787	21,104	67
24	SIKKIM	1,436	720	0	0	0
25	TAMIL NADU	88,436	44,220	9394 *	8,696	21
26	TRIPURA	13,368	6,684	0	0	0
27	UTTARAKHAND	14,012	7,005	2,851	2,345	41
28	UTTAR PRADESH	2,97,223	1,48,611	87,478	87,353	59
29	WEST BENGAL	1,85,594	92,796	88,548	64,447	95
30	ANDAMAN AND NICOBAR ISLANDS	2,081	1,041	209	197	20
31	DADRA AND NAGAR HAVELI	419	210	3	3	1
32	DAMAN AND DIU	162	81	0	0	0
33	LAKSHADWEEP	188	96	14	14	15
<b>Grand Total</b>		<b>24,80,715</b>	<b>12,44,339</b>	<b>12,28,624</b>	<b>10,61,500</b>	<b>99</b>

Very Good: (90% or above of targets)

BIHAR, GOA, GUJARAT, JHARKHAND, KARNATAKA, KERALA, WEST BENGAL

Good: (Between 80% to 90% targets)

ANDHRA PRADESH

Poor: (Below 80% of targets)

ARUNACHAL PRADESH, ASSAM, CHHATISGARH, HARYANA, HIMACHAL PRADESH, JAMMU AND KASHMIR, MADHYA PRADESH, MAHARASHTRA, MANIPUR, MEGHALAYA, MIZORAM, NAGALAND, ODISHA, PUDUCHERRY, PUNJAB, RAJASTHAN, SIKKIM, TAMIL NADU, TRIPURA, UTTARAKHAND, UTTAR PRADESH, ANDAMAN AND NICOBAR ISLANDS, DADRA AND NAGAR HAVELI, DAMAN AND DIU, LAKSHADWEEP

Note: # Previous month figures have been repeated

\* The figures have been reconciled with that of Ministry of Rural Development

# Rural Housing - Indira Awaas Yojana

## Houses constructed

% Achievement of Target

During April 2013 - December 2013

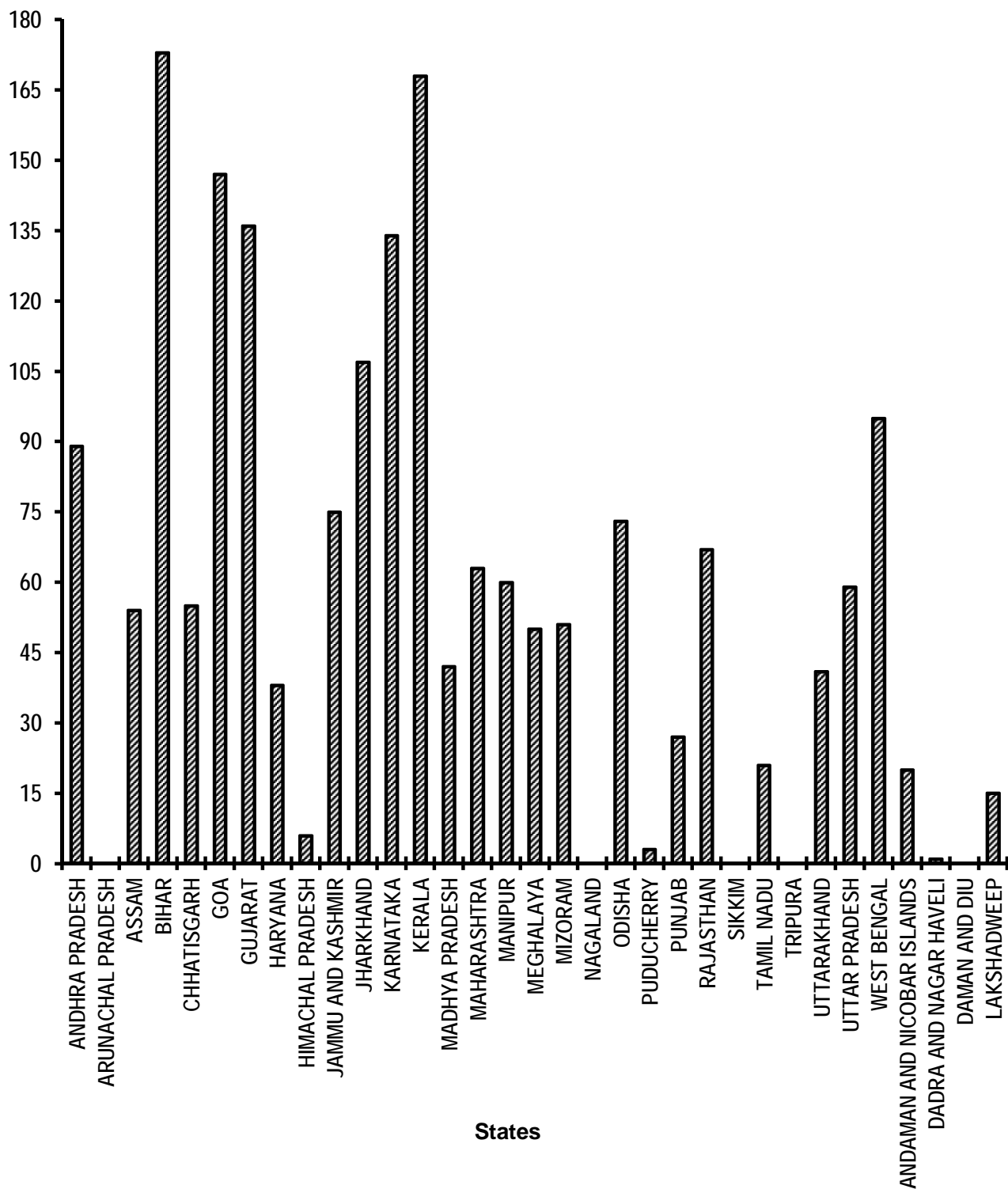


Table - 8

**EWS/LIG Houses in Urban Areas**  
**Houses constructed**  
**(Unit: Number)**

Sl. No.	State/UT Name	Target		Achievement April 2013-December 2013	Achievement till last month	Percent Achievement
		2013-2014	April 2013-December 2013			April 2013-December 2013
(1)	(2)	(3)	(4)	(5)	(6)	(5)/(4)
1	ANDHRA PRADESH	10,612	7,957	16,190	13,333	203
2	ARUNACHAL PRADESH	158	117	100 #	100	85
3	ASSAM	596	449	262	0	58
4	BIHAR	887	666	432 #	432	65
5	CHHATISGARH	3,812	2,861	6928 #	6,928	242
6	DELHI	12,194	9,144	3,865	3,865	42
7	GOA	-	-	12	12	-
8	GUJARAT	3,106	2,331	6,030	4,051	259
9	HARYANA	458	342	754	628	220
10	HIMACHAL PRADESH	222	168	0	0	0
11	JAMMU AND KASHMIR	860	647	0	0	0
12	JHARKHAND	1,589	1,190	1259 #	1,259	106
13	KARNATAKA	1,453	1,089	6,632	5,167	609
14	KERALA	1,389	1,044	454	400	43
15	MADHYA PRADESH	7,331	5,499	4,553	4,203	83
16	MAHARASHTRA	12,362	9,270	12,115	11,239	131
17	MANIPUR	411	306	942	0	308
18	MEGHALAYA	341	254	0	0	0
19	MIZORAM	455	341	0 #	0	0
20	NAGALAND	129	96	0	0	0
21	ODISHA	1,562	1,170	0 #	0	0
22	PUDUCHERRY	281	209	7	7	3
23	PUNJAB	1,947	1,458	0	0	0
24	RAJASTHAN	6,478	4,858	3,356	2,816	69
25	SIKKIM	49	36	15	15	42
26	TAMIL NADU	9,036	6,777	9,036	8,104	133
27	TRIPURA	35	26	186	119	715
28	UTTARAKHAND	692	518	0	0	0
29	UTTAR PRADESH	9,778	7,333	239	111	3
30	WEST BENGAL	9,405	7,053	4,214	4,071	60
31	ANDAMAN AND NICOBAR ISLANDS	-	-	0	0	-
32	CHANDIGARH	2,372	1,781	0	0	0
33	DADRA AND NAGAR HAVELI	-	-	0	0	-
34	DAMAN AND DIU	2	2	0	0	0
<b>Grand Total</b>		<b>1,00,002</b>	<b>74,992</b>	<b>77,581</b>	<b>66,860</b>	<b>103</b>

**Very Good:(90% or above of targets)**

ANDHRA PRADESH, CHHATISGARH, GUJARAT, HARYANA, JHARKHAND, KARNATAKA, MAHARASHTRA, MANIPUR, TAMIL NADU, TRIPURA

**Good:(Between 80% to 90% targets)**

ARUNACHAL PRADESH, MADHYA PRADESH

**Poor:(Below 80% of targets)**

ASSAM, BIHAR, DELHI, HIMACHAL PRADESH, JAMMU AND KASHMIR, KERALA, MEGHALAYA, MIZORAM, NAGALAND, ODISHA, PUDUCHERRY, PUNJAB, RAJASTHAN, SIKKIM, UTTARAKHAND, UTTAR PRADESH, WEST BENGAL, CHANDIGARH, DAMAN AND DIU

Note: # Previous month figures have been repeated

# EWS/LIG Houses in Urban Areas

**Houses constructed**  
**% Achievement of Target**  
**During April 2013 - December 2013**

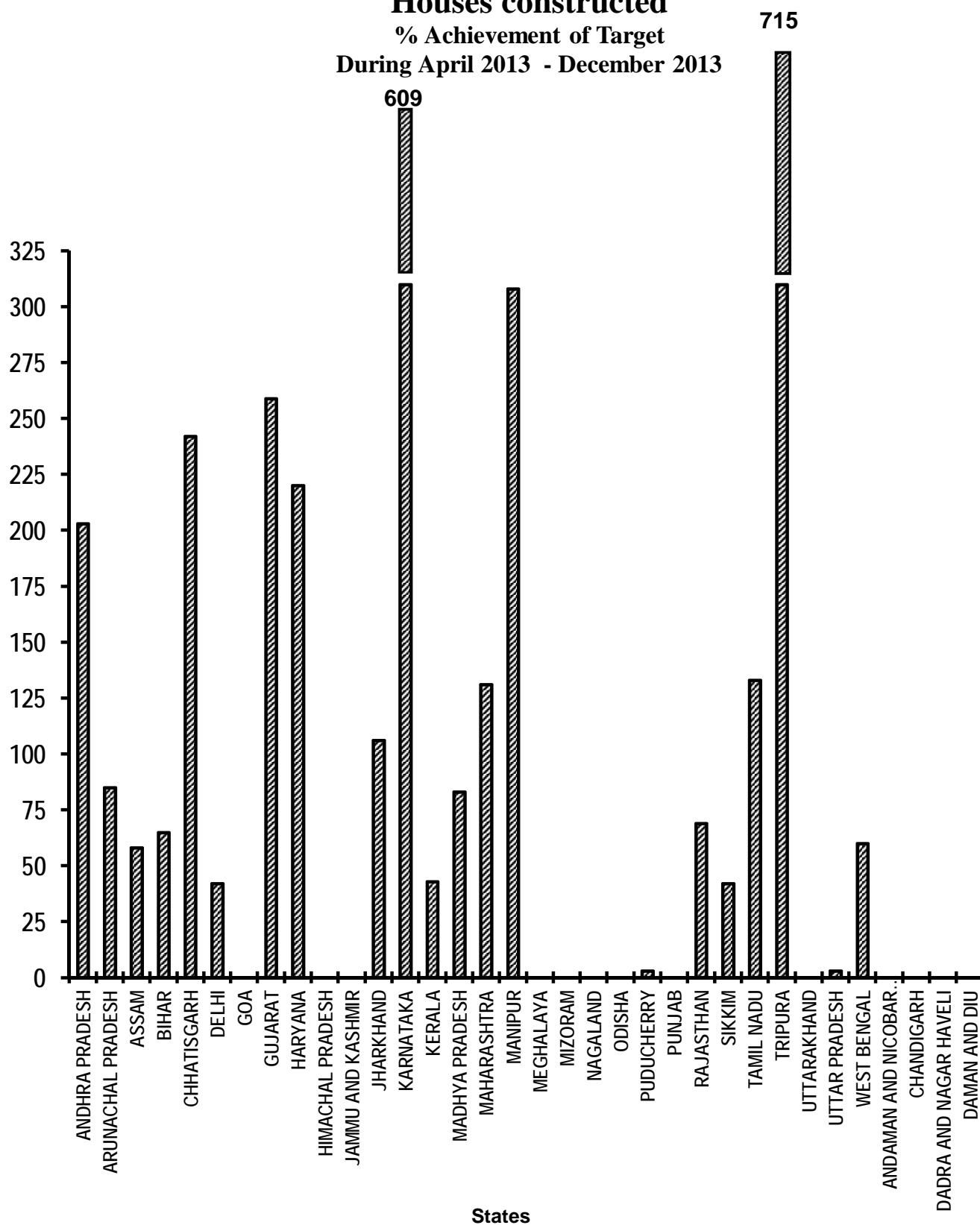


Table - 9(A)

**Rural Areas: National Rural Drinking Water Programme (NRDWP)**  
**Habitations covered (Partially covered & Slipped back)**  
**(Unit: Number)**

Sl. No.	State/UT Name	Target		Achievement April 2013-December 2013	Achievement till last month	Percent Achievement
		2013-2014	April 2013-December 2013			April 2013-December 2013
(1)	(2)	(3)	(4)	(5)	(6)	(5)/(4)
1	ANDHRA PRADESH	5,581	3,347	4,066	2,677	121
2	ARUNACHAL PRADESH	285	168	83 *	56	49
3	ASSAM	4,050	2,430	1,600	1,059	66
4	BIHAR	9,000	5,400	3,919	2,560	73
5	CHHATISGARH	8,100	4,860	3677 *	2,245	76
6	GUJARAT	875	522	1,404	1,124	269
7	HARYANA	807	483	410	310	85
8	HIMACHAL PRADESH	2,500	1,500	1,831	1,498	122
9	JAMMU AND KASHMIR	948	567	455	364	80
10	JHARKHAND	12,024	7,218	7421 *	5,679	103
11	KARNATAKA	7,700	4,620	6,207	4,330	134
12	KERALA	774	462	179	105	39
13	MADHYA PRADESH	11,300	6,780	6950 *	6,029	103
14	MAHARASHTRA	4,136	2,480	1,540	1,045	62
15	MANIPUR	250	150	56	56	37
16	MEGHALAYA	559	336	47	47	14
17	MIZORAM	45	26	23	23	88
18	NAGALAND	34	19	93	93	489
19	ODISHA	10,873	6,522	8751 *	7,311	134
20	PUDUCHERRY	17	10	0	0	0
21	PUNJAB	1,529	918	562	455	61
22	RAJASTHAN	1,590	954	1,107	972	116
23	SIKKIM	200	120	49	30	41
24	TAMIL NADU	5,460	3,270	2,762	1,534	84
25	TRIPURA	28	18	246	236	1,367
26	UTTARAKHAND	1,073	642	587	521	91
27	UTTAR PRADESH	24,000	14,400	589 *	321	4
28	WEST BENGAL	2,755	1,656	1,620	1,386	98
<b>Grand Total</b>		<b>1,16,493</b>	<b>69,878</b>	<b>56,234</b>	<b>42,066</b>	<b>81</b>

**Very Good: (90% or above of targets)**

ANDHRA PRADESH, GUJARAT, HIMACHAL PRADESH, JHARKHAND, KARNATAKA, MADHYA PRADESH, NAGALAND, ODISHA, RAJASTHAN, TRIPURA, UTTARAKHAND, WEST BENGAL

**Good: (Between 80% to 90% targets)**

HARYANA, JAMMU AND KASHMIR, MIZORAM, TAMIL NADU

**Poor: (Below 80% of targets)**

ARUNACHAL PRADESH, ASSAM, BIHAR, CHHATISGARH, KERALA, MAHARASHTRA, MANIPUR, MEGHALAYA, PUDUCHERRY, PUNJAB, SIKKIM, UTTAR PRADESH

Note: \* The figures have been reconciled with that of M/o Drinking Water & Sanitation



# Rural Areas- National Rural Drinking Water Programme (NRDWP)

Habitations covered (Partially Covered & Slipped back)

% Achievement of Target  
During April 2013 - December 2013

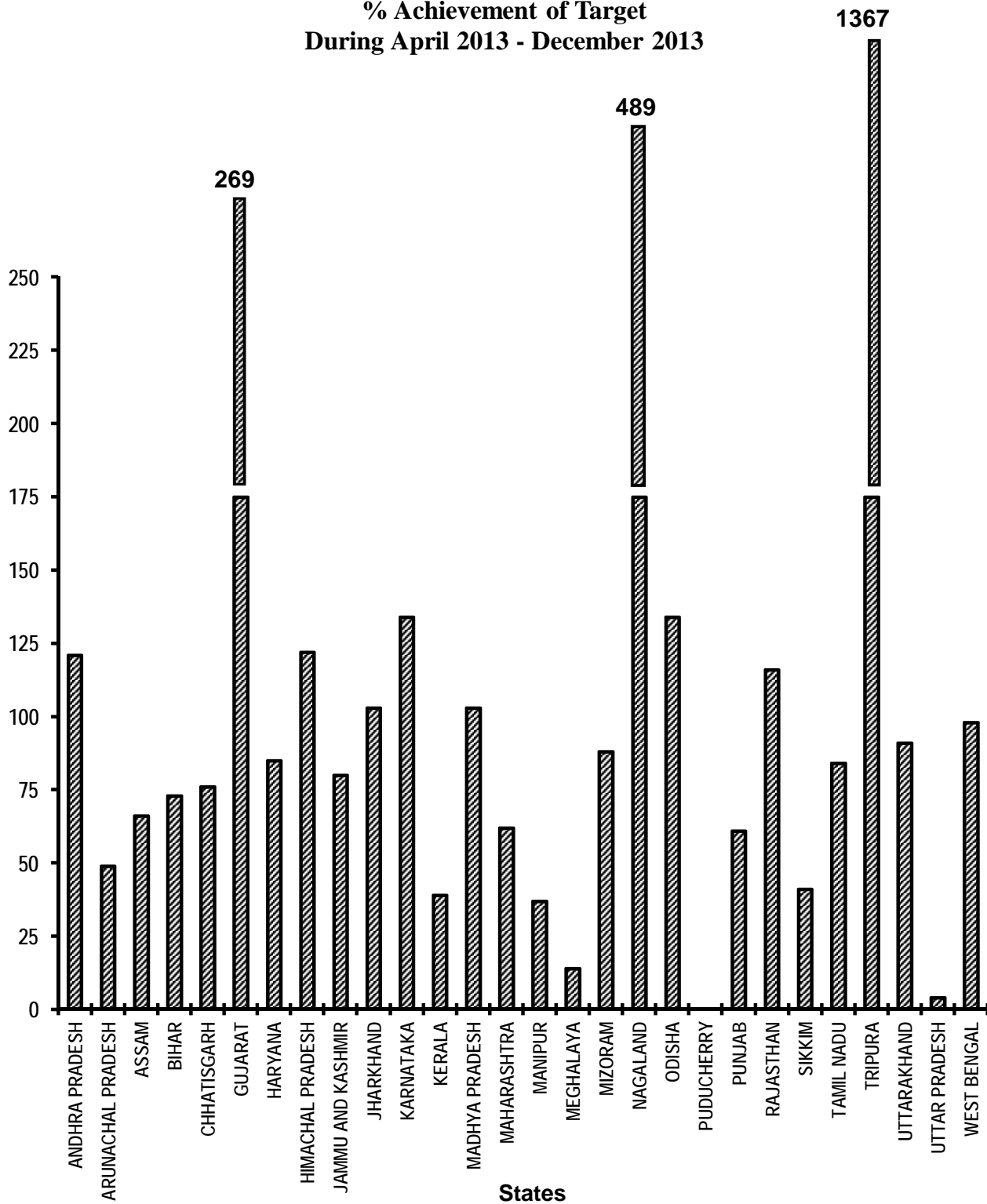


Table - 9(B)

**Rural Areas: National Rural Drinking Water Programme (NRDWP)**  
**Coverage of water quality affected habitations**  
**(Unit: Number)**

Sl. No.	State/UT Name	Target		Achievement April 2013-December 2013	Achievement till last month	Percent Achievement
		2013-2014	April 2013-December 2013			April 2013-December 2013
(1)	(2)	(3)	(4)	(5)	(6)	(5)/(4)
1	ANDHRA PRADESH	217	137	109	109	80
2	ARUNACHAL PRADESH	19	13	3 *	3	23
3	ASSAM	3,125	1,878	773	600	41
4	BIHAR	4,832	2,898	1,581	1,202	55
5	CHHATISGARH	2,600	1,560	366 *	263	23
6	GUJARAT	175	102	112	89	110
7	HARYANA	11	7	4	4	57
8	JAMMU AND KASHMIR	7	4	0	0	0
9	JHARKHAND	108	60	27 *	4	45
10	KARNATAKA	2,678	1,602	781	540	49
11	KERALA	150	96	16	12	17
12	MADHYA PRADESH	1,750	1,056	296 *	212	28
13	MAHARASHTRA	577	342	167	117	49
14	MEGHALAYA	57	36	10	10	28
15	NAGALAND	51	36	17	17	47
16	ODISHA	2,627	1,578	849 *	722	54
17	PUDUCHERRY	6	3	0	0	0
18	PUNJAB	410	240	21	12	9
19	RAJASTHAN	1,400	840	546 #	546	65
20	TAMIL NADU	540	324	55	55	17
21	TRIPURA	1,150	696	392	362	56
22	UTTARAKHAND	10	7	6	0	86
23	UTTAR PRADESH	1,000	600	0	0	0
24	WEST BENGAL	1,845	1,104	1,065	903	96
<b>Grand Total</b>		<b>25,345</b>	<b>15,219</b>	<b>7,196</b>	<b>5,782</b>	<b>47</b>

Very Good: (90% or above of targets)

GUJARAT, WEST BENGAL

Good: (Between 80% to 90% targets)

ANDHRA PRADESH, UTTARAKHAND

Poor: (Below 80% of targets)

ARUNACHAL PRADESH, ASSAM, BIHAR, CHHATISGARH, HARYANA, JAMMU AND KASHMIR, JHARKHAND, KARNATAKA, KERALA, MADHYA PRADESH, MAHARASHTRA, MEGHALAYA, NAGALAND, ODISHA, PUDUCHERRY, PUNJAB, RAJASTHAN, TAMIL NADU, TRIPURA, UTTAR PRADESH

Note: \* The figures have been reconciled with that of M/o Drinking Water & Sanitation

# Previous month figure repeated

# Rural Areas- National Rural Drinking Water Programme (NRDWP)

## Coverage of Water Quality Affected Habitations

% Achievement of Target

During April 2013 - December 2013

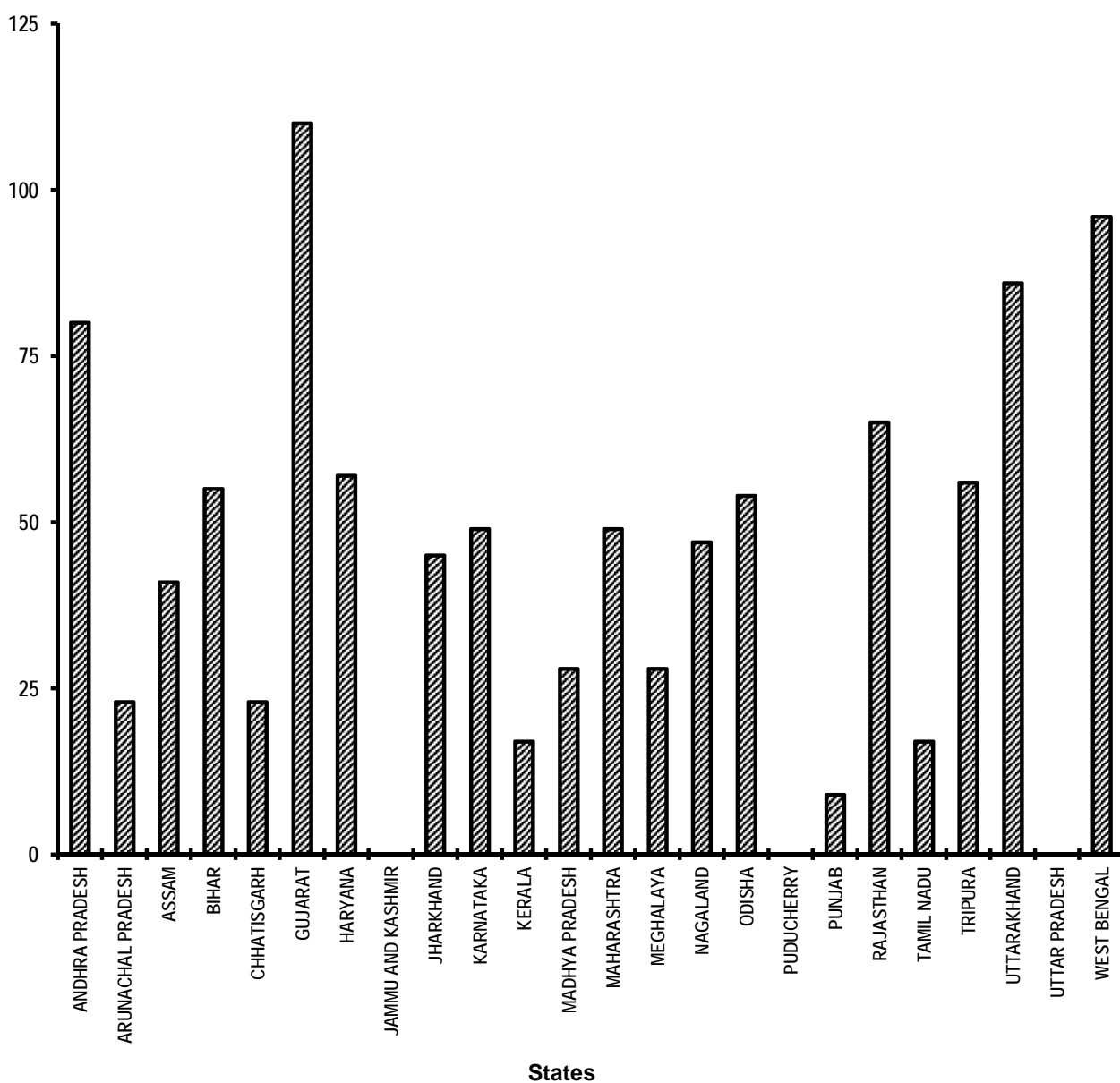


Table - 10

**Sanitation Programme in Rural Areas**  
(Unit: Number)

Sl. No.	State/UT Name	Individual Household latrines constructed (Number)	Achievement till last month
		April 2013-December 2013	
(1)	(2)	(3)	(4)
1	ANDHRA PRADESH	2,30,251	2,00,232
2	ARUNACHAL PRADESH	9,595	9,008
3	ASSAM	1,17,142	95,401
4	BIHAR	1,32,170	1,29,089
5	CHHATISGARH	43,525	37,086
6	DELHI	0	0
7	GOA	0	0
8	GUJARAT	1,14,703	98,256
9	HARYANA	89,291	78,519
10	HIMACHAL PRADESH	7,238	7,228
11	JAMMU AND KASHMIR	53,092	42,902
12	JHARKHAND	52,206	44,557
13	KARNATAKA	3,41,907	2,93,976
14	KERALA	20,253	14,388
15	MADHYA PRADESH	3,28,636	2,74,481
16	MAHARASHTRA	3,47,039	2,72,766
17	MANIPUR	25,599	24,984
18	MEGHALAYA	8,805	8,267
19	MIZORAM	4,135	4,099
20	NAGALAND	19,868	19,868
21	ODISHA	25,953	22,382
22	PUDUCHERRY	0	0
23	PUNJAB	3,912	3,912
24	RAJASTHAN	1,88,416	1,61,259
25	SIKKIM	3,443	3,443
26	TAMIL NADU	1,61,107	1,46,744
27	TRIPURA	4,745	4,345
28	UTTARAKHAND	69,616	59,289
29	UTTAR PRADESH	7,43,994	5,69,154
30	WEST BENGAL	5,11,332	4,31,115
31	ANDAMAN AND NICOBAR ISLANDS	0	0
32	CHANDIGARH	0	0
33	DADRA AND NAGAR HAVELI	0	0
34	DAMAN AND DIU	0	0
35	LAKSHADWEEP	0	0
<b>Grand Total</b>		<b>36,57,973</b>	<b>30,56,750</b>

Table - 11

**Institutional Delivery**  
(Unit: Number)

Sl. No.	State/UT Name	Delivery in institutions (Number) April 2013-December 2013	Achievement till last month
(1)	(2)	(3)	(4)
1	ANDHRA PRADESH	10,41,710	9,23,378
2	ARUNACHAL PRADESH	0 #	0
3	ASSAM	0	0
4	BIHAR	11,09,551	9,46,923
5	CHHATISGARH	1,11,518 #	1,11,518
6	DELHI	1,94,716	1,70,412
7	GOA	12,159	10,847
8	GUJARAT	7,55,443	6,78,180
9	HARYANA	2,80,225	2,30,905
10	HIMACHAL PRADESH	58,594	54,302
11	JAMMU AND KASHMIR	1,10,221	1,00,664
12	JHARKHAND	1,26,791 #	1,26,791
13	KARNATAKA	6,15,915	5,50,925
14	KERALA	3,74,578	3,37,028
15	MADHYA PRADESH	8,48,461	6,03,254
16	MAHARASHTRA	12,76,602	11,33,636
17	MANIPUR	11,610	11,610
18	MEGHALAYA	28,309	20,554
19	MIZORAM	5688 #	5,688
20	NAGALAND	1,151	1,151
21	ODISHA	4,17,447 #	4,17,447
22	PUDUCHERRY	32,247	27,502
23	PUNJAB	2,51,972	2,18,758
24	RAJASTHAN	11,53,393	7,91,390
25	SIKKIM	4,975	4,394
26	TAMIL NADU	7,77,760	6,93,655
27	TRIPURA	27,115	27,115
28	UTTARAKHAND	87,453	77,496
29	UTTAR PRADESH	20,09,839	17,54,969
30	WEST BENGAL	7,04,157	6,09,930
31	ANDAMAN AND NICOBAR ISLANDS	3,773	3,315
32	CHANDIGARH	19,319	17,064
33	DADRA AND NAGAR HAVELI	5,625	4,975
34	DAMAN AND DIU	2,654	2,316
35	LAKSHADWEEP	469	469
<b>Grand Total</b>		<b>1,24,61,440</b>	<b>1,06,68,561</b>

Note: # Previous month figures have been repeated

Table - 12(A)

**SC Families assisted**  
**SC families assisted under SCA to SCSP & NSFDC**  
**(Unit: Number)**

Sl. No.	State/UT Name	Target		Achievement		Percent
		2013-2014	April 2013- December 2013	April 2013- December 2013	Achievement till last month	Achievement April 2013- December 2013
(1)	(2)	(3)	(4)	(5)	(6)	(5)/(4)
1	ANDHRA PRADESH	1,21,813	85,269	4,459	0	5
2	ASSAM	11,637	8,148	14,987	3,597	184
3	BIHAR	11,982	8,391	1,93,106 #	1,93,106	2,301
4	CHHATISGARH	98,071	68,652	422 #	422	1
5	DELHI	680	477	4,465	3,941	936
6	GOA	16,804	11,761	14	14	0
7	GUJARAT	14,130	9,894	69,408	60,317	702
8	HARYANA	19,394	13,575	57,100	51,945	421
9	HIMACHAL PRADESH	11,515	8,062	23,092	21,303	286
10	JAMMU AND KASHMIR	5,713	3,999	3,999	3,029	100
11	JHARKHAND	16,574	11,601	81841 #	81,841	705
12	KARNATAKA	66,871	46,812	91,740	91,740	196
13	KERALA	14,457	10,122	22,384	15,260	221
14	MADHYA PRADESH	66,098	46,269	1,44,125	1,08,200	311
15	MAHARASHTRA	41,759	29,232	11,503	10,284	39
16	MANIPUR	650	453	0	0	0
17	ODISHA	41,473	29,031	14076 #	14,076	48
18	PUDUCHERRY	608	428	833	799	195
19	PUNJAB	30,838	21,588	206	206	1
20	RAJASTHAN	46,649	32,652	11,944	8,452	37
21	SIKKIM	352	243	2,055	1,900	846
22	TAMIL NADU	57,573	40,302	13,096	13,071	32
23	TRIPURA	6,370	4,461	3,625	166	81
24	UTTARAKHAND	8,347	5,844	5,926	5,240	101
25	UTTAR PRADESH	1,69,519	1,18,665	45,971	39,546	39
26	WEST BENGAL	82,224	57,558	1,87,559	1,53,805	326
27	CHANDIGARH	905	630	701	626	111
<b>Grand Total</b>		<b>9,63,006</b>	<b>6,74,119</b>	<b>10,08,637</b>	<b>8,82,886</b>	<b>150</b>

**Very Good:(90% or above of targets)**

ASSAM, BIHAR, DELHI, GUJARAT, HARYANA, HIMACHAL PRADESH, JAMMU AND KASHMIR, JHARKHAND, KARNATAKA, KERALA, MADHYA PRADESH, PUDUCHERRY, SIKKIM, UTTARAKHAND, WEST BENGAL, CHANDIGARH

**Good:(Between 80% to 90% targets)**

TRIPURA

**Poor:(Below 80% of targets)**

ANDHRA PRADESH, CHHATISGARH, GOA, MAHARASHTRA, MANIPUR, ODISHA, PUNJAB, RAJASTHAN, TAMIL NADU, UTTAR PRADESH

Note: # Previous month figures have been repeated

# SC Families Assisted under SCA to SCSP & NSFDC

% Achievement of Target  
During April 2013 - December 2013

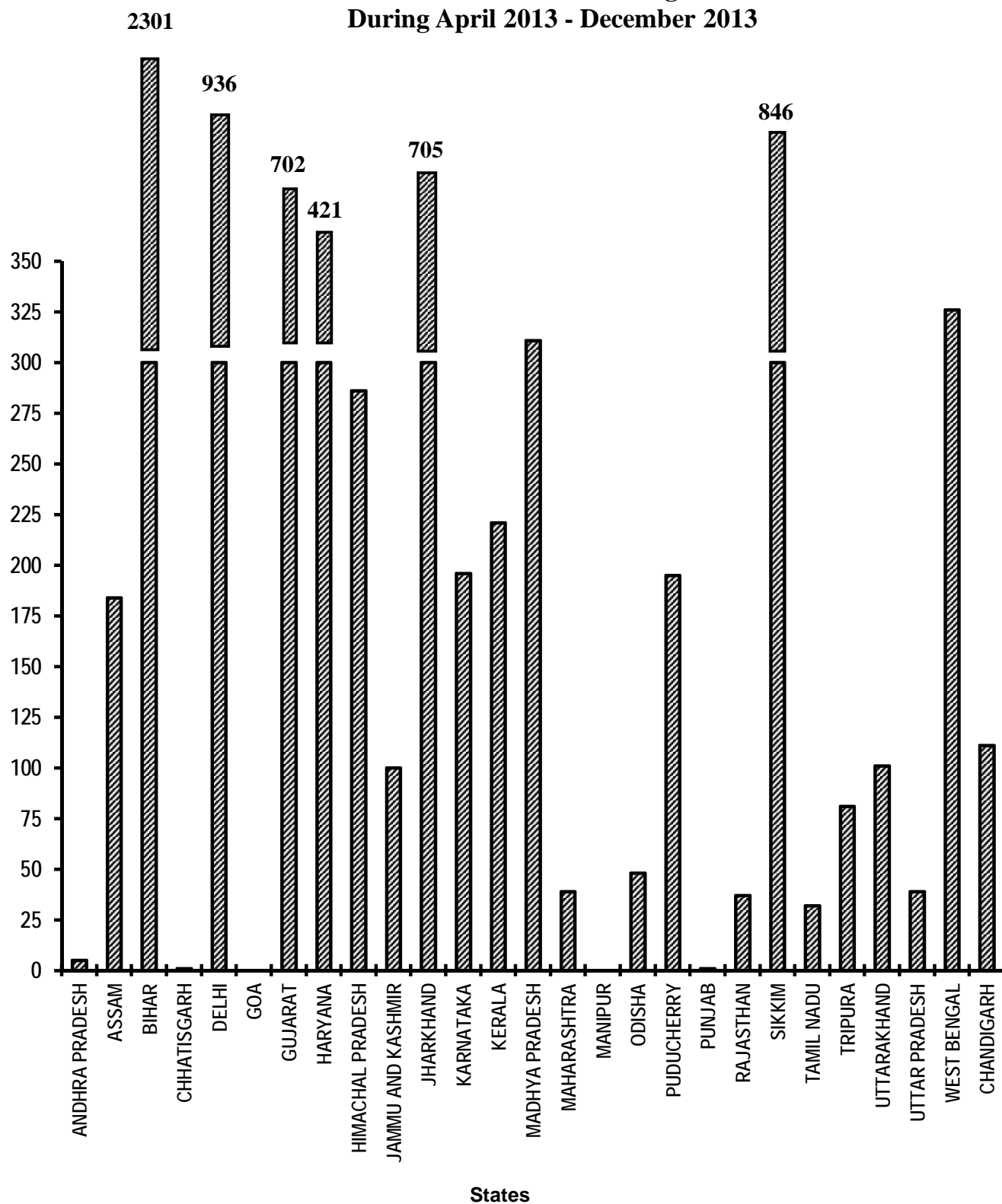


Table - 12(B)

**SC Families assisted  
SC students assisted under post matric scholarship  
(Unit: Number)**

Sl. No.	State/UT Name	Target		Achievement April 2013- December 2013	Achievement till last month	Percent Achievement April 2013- December 2013
		2013-2014	April 2013- December 2013			
(1)	(2)	(3)	(4)	(5)	(6)	(5)/(4)
1	ANDHRA PRADESH	7,11,017	4,97,709	0	NR	0
2	ASSAM	25,962	18,177	0	0	0
3	BIHAR	1,42,877	1,00,011	NR	NR	0
4	CHHATISGARH	94,548	66,183	2,56,625 #	2,56,625	388
5	DELHI	18,725	13,104	0	0	0
6	GOA	212	150	NR	NR	0
7	GUJARAT	1,09,199	76,440	89,633	71,809	117
8	HARYANA	78,120	54,684	6,264	6,264	11
9	HIMACHAL PRADESH	16,050	11,238	0	0	0
10	JAMMU AND KASHMIR	8,429	5,898	NR	NR	0
11	JHARKHAND	14,142	9,903	NR	NR	0
12	KARNATAKA	3,30,530	2,31,369	2,52,657	1,34,657	109
13	KERALA	1,26,048	88,233	90,576	79,062	103
14	MADHYA PRADESH	2,59,774	1,81,842	NR	NR	0
15	MAHARASHTRA	6,16,660	4,31,661	1,55,284	1,08,329	36
16	MANIPUR	4,757	3,327	NR	NR	0
17	MEGHALAYA	296	207	0	0	0
18	ODISHA	1,11,642	78,153	NR	NR	0
19	PUDUCHERRY	9,568	6,696	310	0	5
20	PUNJAB	96,936	67,854	1,24,000	1,24,206	183
21	RAJASTHAN	2,97,488	2,08,245	2,38,864	2,21,300	115
22	SIKKIM	439	309	NR	NR	0
23	TAMIL NADU	8,40,325	5,88,228	2,49,764	2,48,223	42
24	TRIPURA	33,454	23,418	0	0	0
25	UTTARAKHAND	71,312	49,920	46,341	0	93
26	UTTAR PRADESH	8,82,070	6,17,451	NR	NR	0
27	WEST BENGAL	6,00,247	4,20,174	NR	NR	0
28	CHANDIGARH	-	-	NR	NR	-
<b>Grand Total</b>		<b>55,00,827</b>	<b>38,50,584</b>	<b>15,10,318</b>	<b>12,50,475</b>	<b>39</b>

**Very Good:(90% or above of targets)**

CHHATISGARH, GUJARAT, KARNATAKA, KERALA, PUNJAB, RAJASTHAN, UTTARAKHAND

**Poor:(Below 80% of targets)**

ANDHRA PRADESH, ASSAM, BIHAR, DELHI, GOA, HARYANA, HIMACHAL PRADESH, JAMMU AND KASHMIR, JHARKHAND, MADHYA PRADESH, MAHARASHTRA, MANIPUR, MEGHALAYA, ODISHA, PUDUCHERRY, SIKKIM, TAMIL NADU, TRIPURA, UTTAR PRADESH, WEST BENGAL

Note: \* So far Chhatisgarh, Gujarat, Haryana, Karnataka, Kerala, Maharashtra, Puducherry, Punjab, Rajasthan and Tamil Nadu and Uttarakhand have furnished information on this parameter. States/UTs of Assam, Delhi, Himachal Pradesh, Meghalaya and Tripura have reported zero information. All other States have not furnished information, consequently their performance has also been taken as zero.

NR: Not Reported



# SC Students Assisted under Post Matric Scholarship

% Achievement of Target  
During April 2013 - December 2013

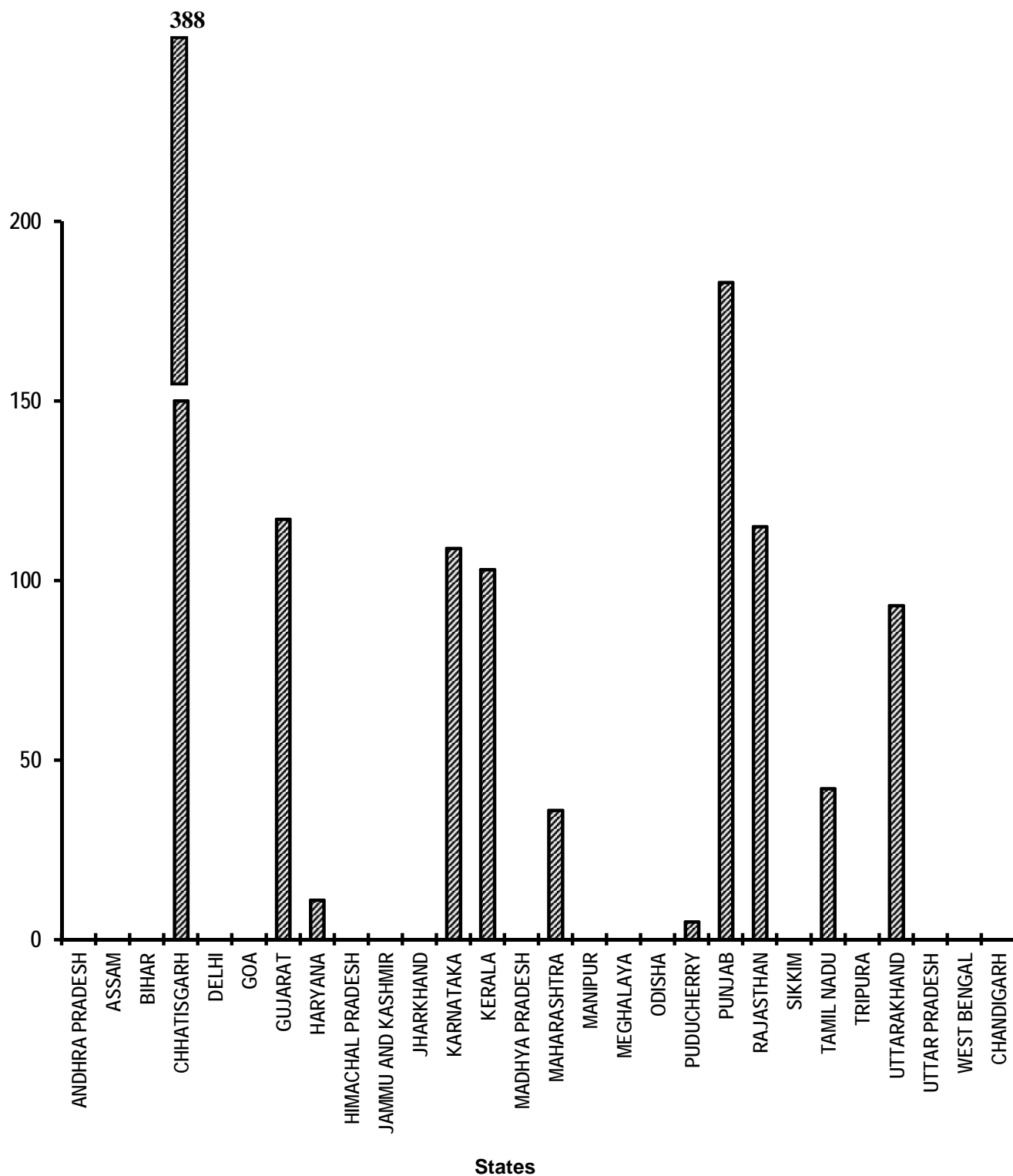


Table - 13

**Universalization of ICDS Scheme**  
**ICDS Blocks Operational (Cumulative)**  
**(Unit: Number)**

Sl. No.	State/UT Name	Target		Achievement		Percent
		2013-2014	April 2013- December 2013	April 2013- December 2013	Achievement till last month	Achievement April 2013- December 2013
(1)	(2)	(3)	(4)	(5)	(6)	(5)/(4)
1	ANDHRA PRADESH	395	395	406	406	103
2	ARUNACHAL PRADESH	95	95	93 #	93	98
3	ASSAM	231	231	231	231	100
4	BIHAR	544	544	544 #	544	100
5	CHHATISGARH	220	220	220	220	100
6	DELHI	95	95	95	95	100
7	GOA	11	11	11	11	100
8	GUJARAT	336	336	336	336	100
9	HARYANA	148	148	148	148	100
10	HIMACHAL PRADESH	78	78	78	78	100
11	JAMMU AND KASHMIR	141	141	141	141	100
12	JHARKHAND	212	212	204 #	204	96
13	KARNATAKA	204	204	204	204	100
14	KERALA	258	258	258	258	100
15	MADHYA PRADESH	453	453	453	453	100
16	MAHARASHTRA	553	553	553	553	100
17	MANIPUR	42	42	42	42	100
18	MEGHALAYA	41	41	41	41	100
19	MIZORAM	27	27	27 #	27	100
20	NAGALAND	59	59	59	59	100
21	ODISHA	338	338	338 #	338	100
22	PUDUCHERRY	5	5	5	5	100
23	PUNJAB	154	154	154	154	100
24	RAJASTHAN	304	304	304	304	100
25	SIKKIM	13	13	13	13	100
26	TAMIL NADU	434	434	434	434	100
27	TRIPURA	56	56	56	56	100
28	UTTARAKHAND	105	105	105	105	100
29	UTTAR PRADESH	897	897	873	873	97
30	WEST BENGAL	575	575	520	520	90
31	ANDAMAN AND NICOBAR ISLANDS	5	5	5	5	100
32	CHANDIGARH	3	3	3	3	100
33	DADRA AND NAGAR HAVELI	2	2	2	2	100
34	DAMAN AND DIU	2	2	2	2	100
35	LAKSHADWEEP	9	9	9	9	100
<b>Grand Total</b>		<b>7,045</b>	<b>7,045</b>	<b>6,967</b>	<b>6,967</b>	<b>99</b>

**Very Good: (90% or above of targets)**

ANDHRA PRADESH, ARUNACHAL PRADESH, ASSAM, BIHAR, CHHATISGARH, DELHI, GOA, GUJARAT, HARYANA, HIMACHAL PRADESH, JAMMU AND KASHMIR, JHARKHAND, KARNATAKA, KERALA, MADHYA PRADESH, MAHARASHTRA, MANIPUR, MEGHALAYA, MIZORAM, NAGALAND, ODISHA, PUDUCHERRY, PUNJAB, RAJASTHAN, SIKKIM, TAMIL NADU, TRIPURA, UTTARAKHAND, UTTAR PRADESH, WEST BENGAL, ANDAMAN AND NICOBAR ISLANDS, CHANDIGARH, DADRA AND NAGAR HAVELI, DAMAN AND DIU, LAKSHADWEEP

Note: # Previous month figures have been repeated

# Universalization of ICDS Scheme

## ICDS Blocks Operational (Cumulative)

% Achievement of Target  
During April 2013 - December 2013

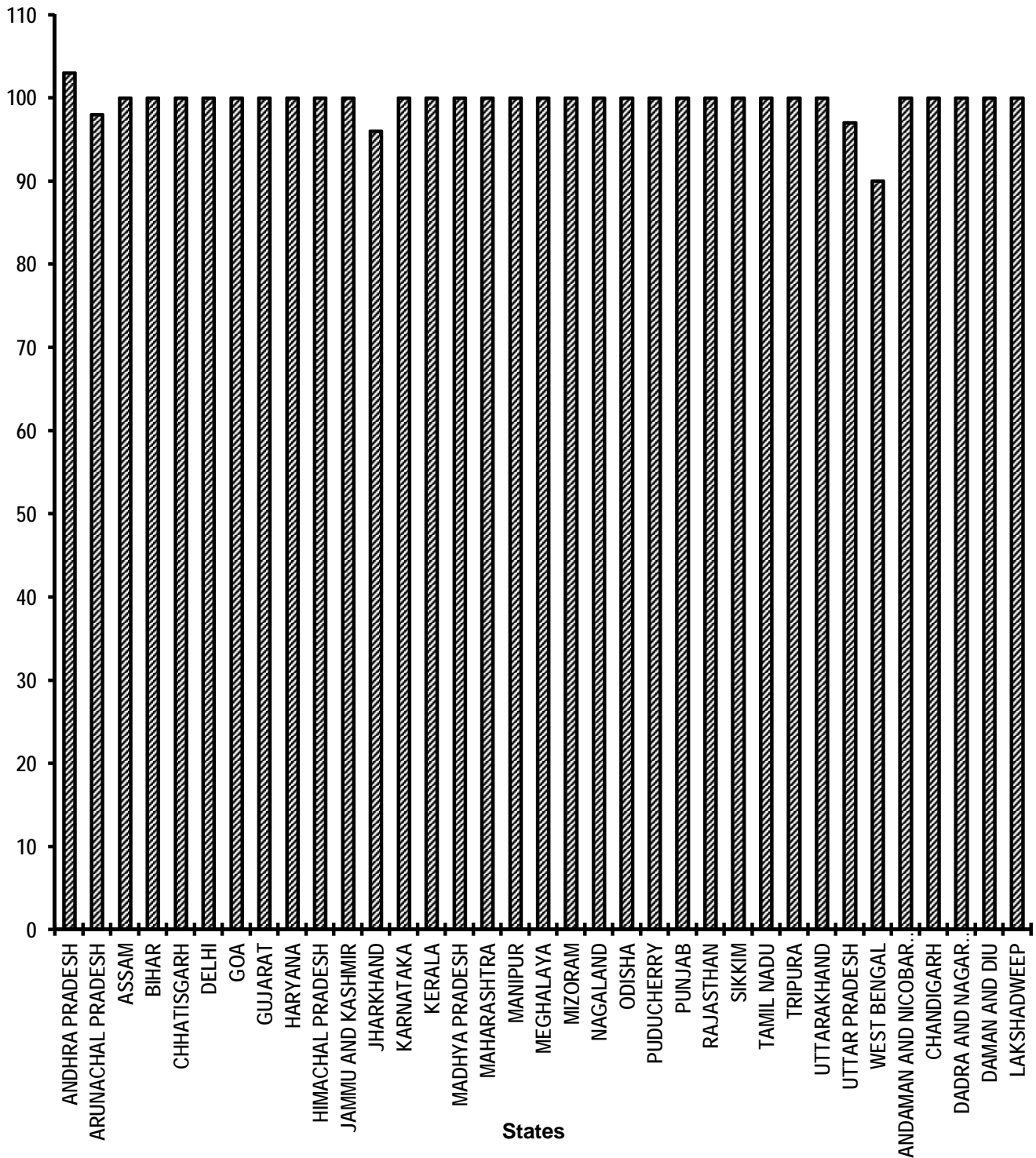


Table - 14

**Functional Anganwadis**  
**Anganwadis Functional (Cumulative)**  
**(Unit: Number)**

Sl. No.	State/UT Name	Target		Achievement		Percent Achievement
		2013-2014	April 2013-December 2013	April 2013-December 2013	Achievement till last month	
(1)	(2)	(3)	(4)	(5)	(6)	(5)/(4)
1	ANDHRA PRADESH	90,349	90,349	90,757	90,716	100
2	ARUNACHAL PRADESH	6,107	6,107	6028 #	6,028	99
3	ASSAM	62,153	62,153	62,153	62,153	100
4	BIHAR	91,793	91,793	91,677	91,677	100
5	CHHATISGARH	55,372	55,372	49730 #	49,730	90
6	DELHI	10,984	10,984	10,897	10,897	99
7	GOA	1,262	1,262	1,262	1,262	100
8	GUJARAT	50,990	50,990	51,548	51,438	101
9	HARYANA	25,727	25,727	25,838	25,838	100
10	HIMACHAL PRADESH	18,890	18,890	18,901	18,900	100
11	JAMMU AND KASHMIR	28,577	28,577	28,591	28,591	100
12	JHARKHAND	38,432	38,432	38365 #	38,365	100
13	KARNATAKA	64,518	64,518	64517 \$	64,518	100
14	KERALA	33,112	33,112	33,112	33,111	100
15	MADHYA PRADESH	91,575	91,575	91,138	91,138	100
16	MAHARASHTRA	1,07,933	1,07,933	97,070	97,070	90
17	MANIPUR	10,534	10,534	9,805	9,805	93
18	MEGHALAYA	5,156	5,156	5,155	5,155	100
19	MIZORAM	1,980	1,980	1980 #	1,980	100
20	NAGALAND	3,455	3,455	3,455	3,455	100
21	ODISHA	71,830	71,830	71140 #	71,140	99
22	PUDUCHERRY	788	788	788	788	100
23	PUNJAB	26,656	26,656	26,656	26,656	100
24	RAJASTHAN	61,108	61,108	59,680	59,680	98
25	SIKKIM	1,233	1,233	1,233	1,233	100
26	TAMIL NADU	54,880	54,880	54,439	54,439	99
27	TRIPURA	9,908	9,908	9,911	9,911	100
28	UTTARAKHAND	20,487	20,487	19,068	19,021	93
29	UTTAR PRADESH	1,87,899	1,87,899	1,85,020	1,85,020	98
30	WEST BENGAL	1,16,702	1,16,702	1,16,661	1,16,659	100
31	ANDAMAN AND NICOBAR ISLANDS	710	710	708	708	100
32	CHANDIGARH	500	500	500	500	100
33	DADRA AND NAGAR HAVELI	267	267	268	268	100
34	DAMAN AND DIU	104	104	102	102	98
35	LAKSHADWEEP	107	107	107	107	100
<b>Grand Total</b>		<b>13,52,078</b>	<b>13,52,078</b>	<b>13,28,260</b>	<b>13,28,059</b>	<b>98</b>

**Very Good: (90% or above of targets)**

ANDHRA PRADESH, ARUNACHAL PRADESH, ASSAM, BIHAR, CHHATISGARH, DELHI, GOA, GUJARAT, HARYANA, HIMACHAL PRADESH, JAMMU AND KASHMIR, JHARKHAND, KARNATAKA, KERALA, MADHYA PRADESH, MAHARASHTRA, MANIPUR, MEGHALAYA, MIZORAM, NAGALAND, ODISHA, PUDUCHERRY, PUNJAB, RAJASTHAN, SIKKIM, TAMIL NADU, TRIPURA, UTTARAKHAND, UTTAR PRADESH, WEST BENGAL, ANDAMAN AND NICOBAR ISLANDS, CHANDIGARH, DADRA AND NAGAR HAVELI, DAMAN AND DIU, LAKSHADWEEP

Note: # Previous month figures have been repeated

\$ State has downward revised the figure

# Functional Anganwadis (Cumulative) % Achievement of Target During April 2013 - December 2013

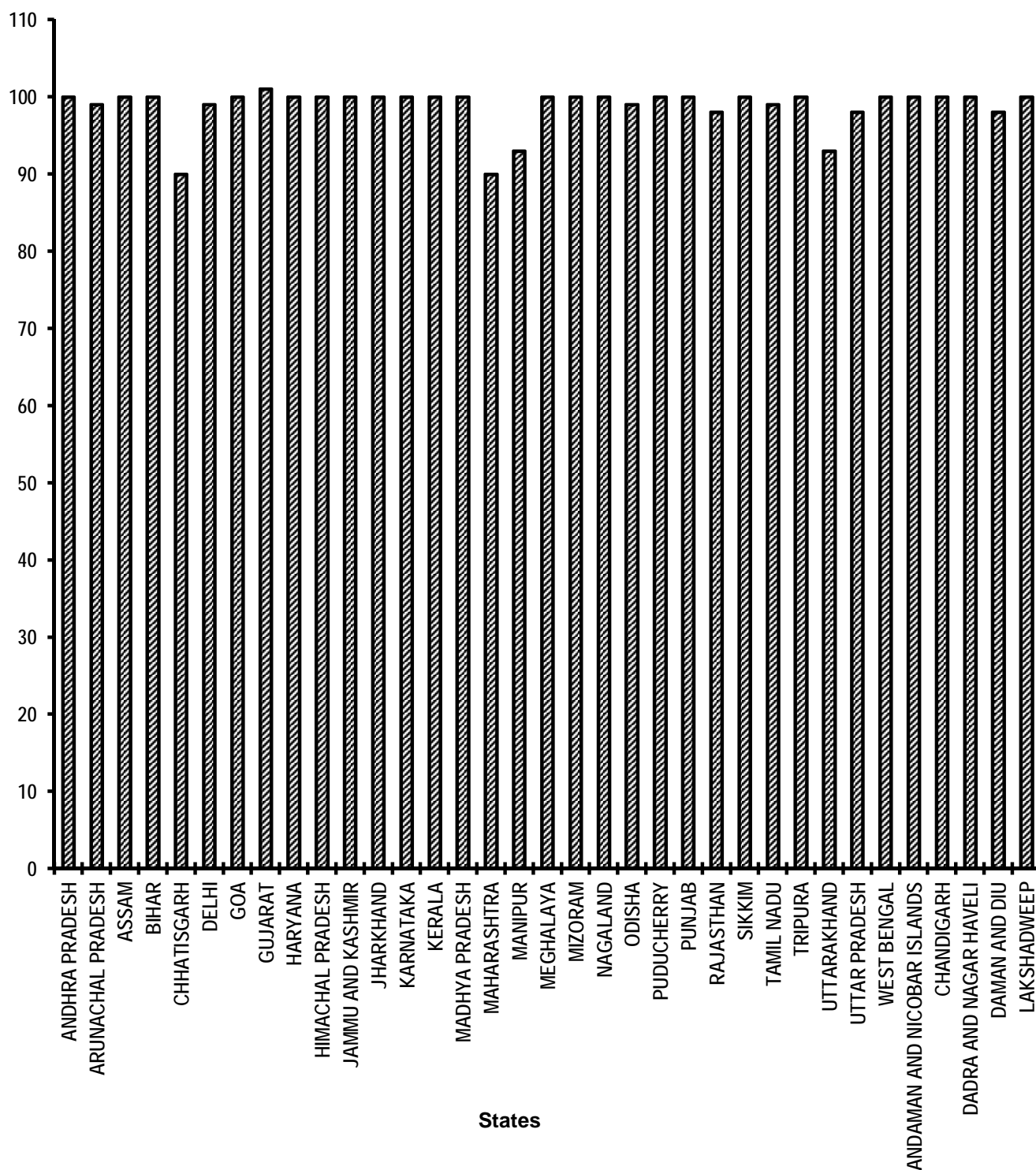


Table - 15

**No. of Urban poor families assisted under Seven Point Charter**  
**Poor Families assisted**  
**(Unit: Number)**

Sl. No.	State/UT Name	Target		Achievement		Percent Achievement
		2013-2014	April 2013-December 2013	April 2013-December 2013	Achievement till last month	April 2013-December 2013
(1)	(2)	(3)	(4)	(5)	(6)	(5)/(4)
1	ANDHRA PRADESH	15,918	11,937	51,668	45,714	433
2	ARUNACHAL PRADESH	237	180	0 #	0	0
3	ASSAM	893	669	551	315	82
4	BIHAR	1,331	999	0	0	0
5	CHHATISGARH	5,717	4,286	0	0	0
6	DELHI	18,290	13,716	0	0	0
7	GOA	-	-	0	0	-
8	GUJARAT	4,659	3,492	9,805	9,128	281
9	HARYANA	687	513	2,058	1,925	401
10	HIMACHAL PRADESH	332	248	0	0	0
11	JAMMU AND KASHMIR	1,290	969	0	0	0
12	JHARKHAND	2,384	1,787	1752 #	1,752	98
13	KARNATAKA	2,180	1,634	1,622	1,343	99
14	KERALA	2,083	1,561	3,477	3,382	223
15	MADHYA PRADESH	10,997	8,246	3,484	3,484	42
16	MAHARASHTRA	18,543	13,905	12,447	12,447	90
17	MANIPUR	616	460	0	0	0
18	MEGHALAYA	512	383	80	80	21
19	MIZORAM	683	513	0 #	0	0
20	NAGALAND	193	144	0	0	0
21	ODISHA	2,342	1,755	908 #	908	52
22	PUDUCHERRY	422	315	0	0	0
23	PUNJAB	2,920	2,188	2,353	1,253	108
24	RAJASTHAN	9,717	7,290	10,470	10,470	144
25	SIKKIM	74	54	1,796	1,378	3,326
26	TAMIL NADU	13,555	10,165	14,370	13,559	141
27	TRIPURA	52	38	2,231	2,113	5,871
28	UTTARAKHAND	1,038	777	764	489	98
29	UTTAR PRADESH	14,667	10,998	1,018	987	9
30	WEST BENGAL	14,107	10,579	1,49,917	1,37,369	1,417
31	ANDAMAN AND NICOBAR ISLANDS	-	-	0	0	-
32	CHANDIGARH	3,558	2,667	400	375	15
33	DADRA AND NAGAR HAVELI	-	-	0	0	-
34	DAMAN AND DIU	3	2	0	0	0
<b>Grand Total</b>		<b>1,50,000</b>	<b>1,12,470</b>	<b>2,71,171</b>	<b>2,48,471</b>	<b>241</b>

**Very Good:(90% or above of targets)**

ANDHRA PRADESH, GUJARAT, HARYANA, JHARKHAND, KARNATAKA, KERALA, MAHARASHTRA, PUNJAB, RAJASTHAN, SIKKIM, TAMIL NADU, TRIPURA, UTTARAKHAND, WEST BENGAL

**Good:(Between 80% to 90% targets)**

ASSAM

**Poor:(Below 80% of targets)**

ARUNACHAL PRADESH, BIHAR, CHHATISGARH, DELHI, HIMACHAL PRADESH, JAMMU AND KASHMIR, MADHYA PRADESH, MANIPUR, MEGHALAYA, MIZORAM, NAGALAND, ODISHA, PUDUCHERRY, UTTAR PRADESH, CHANDIGARH, DAMAN AND DIU

Note: # Previous month figures have been repeated

**No. of Urban poor families assisted  
under Seven Point Charter  
Poor Families Assisted  
% Achievement of Target  
During April 2013 - December 2013**

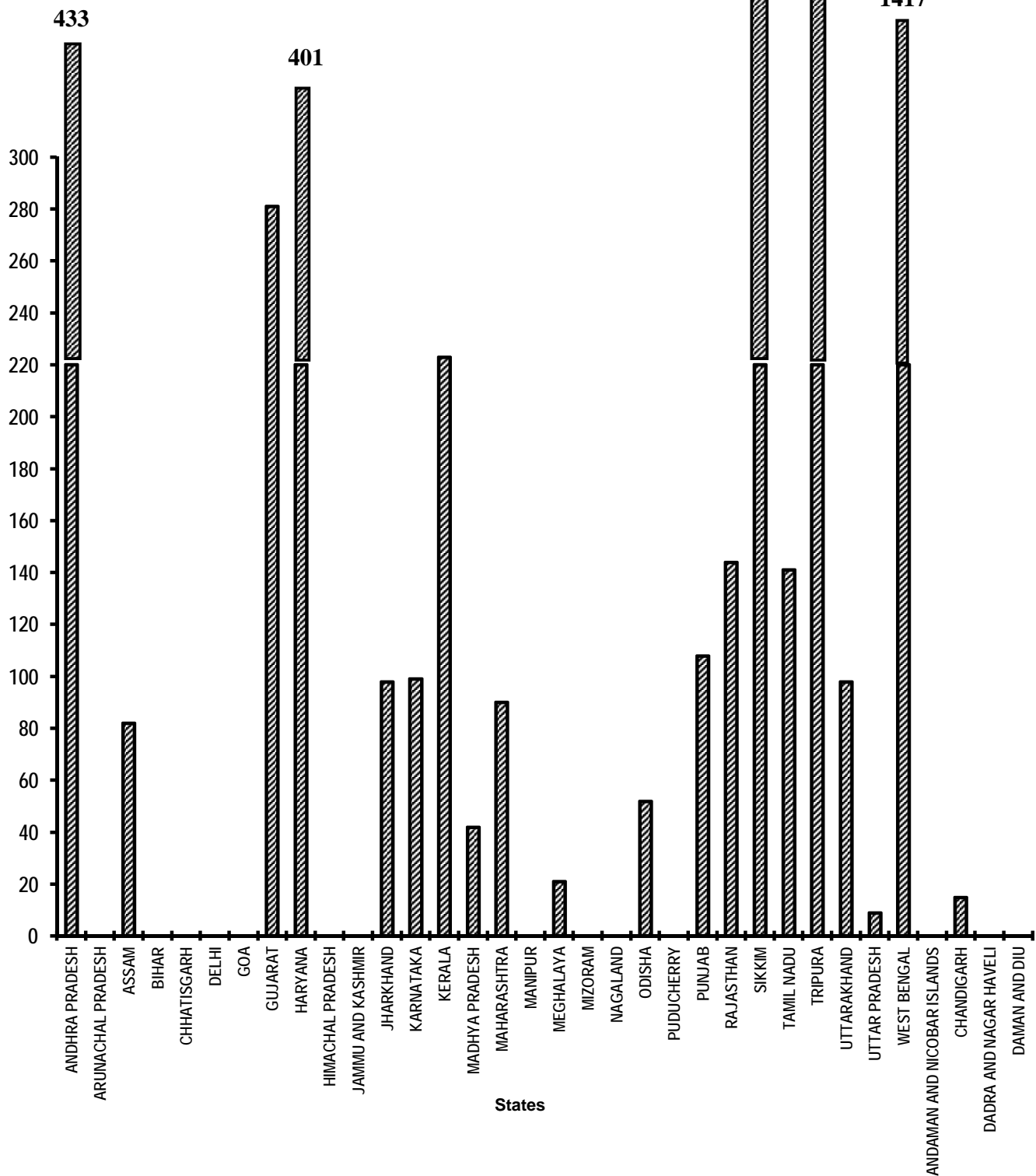


Table - 16(A)

**Afforestation ( Public and Forest Lands)  
Area Covered under Plantation  
(Unit: Hectares)**

Sl. No.	State/UT Name	Target		Achievement April 2013-December 2013	Achievement till last month	Percent Achievement April 2013-December 2013
		2013-2014	April 2013-December 2013			
(1)	(2)	(3)	(4)	(5)	(6)	(5)/(4)
1	ANDHRA PRADESH	3,87,760	2,90,818	3,42,451	3,33,805	118
2	ARUNACHAL PRADESH	5,760	4,320	62 #	62	1
3	ASSAM	1,180	883	0	0	0
4	BIHAR	21,860	16,397	46,112	43,696	281
5	CHHATISGARH	64,220	48,167	53862 #	53,862	112
6	DELHI	1,220	914	723	682	79
7	GOA	225	168	154	154	92
8	GUJARAT	1,24,520	93,389	1,06,796	1,04,725	114
9	HARYANA	64,890	48,666	44,918	44,102	92
10	HIMACHAL PRADESH	25,460	19,094	18,146	16,927	95
11	JAMMU AND KASHMIR	9,050	6,786	2,888	1,617	43
12	JHARKHAND	22,200	16,650	3450 #	3,450	21
13	KARNATAKA	79,760	59,819	82,455	82,174	138
14	KERALA	7,530	5,646	3,891	3,890	69
15	MADHYA PRADESH	1,28,370	96,276	1,35,199	1,35,199	140
16	MAHARASHTRA	1,57,780	1,18,333	2,10,146	1,99,277	178
17	MANIPUR	11,500	8,623	17,916	16,507	208
18	MEGHALAYA	3,940	2,953	14,252	11,798	483
19	MIZORAM	5,420	4,064	5253 #	5,253	129
20	NAGALAND	1,950	1,461	8,448	8,300	578
21	ODISHA	1,00,000	74,998	64188 #	64,188	86
22	PUDUCHERRY	40	29	36	33	124
23	PUNJAB	9,700	7,273	13,628	13,511	187
24	RAJASTHAN	57,000	42,750	66,775	66,323	156
25	SIKKIM	6,160	4,618	822	822	18
26	TAMIL NADU	58,770	44,076	58,683	52,611	133
27	TRIPURA	20,450	15,336	15,801	15,801	103
28	UTTARAKHAND	19,920	14,940	20,554	20,328	138
29	UTTAR PRADESH	76,230	57,171	76,490	73,713	134
30	WEST BENGAL	7,940	5,954	3,910	3,910	66
31	ANDAMAN AND NICOBAR ISLANDS	1,220	914	1,118	612	122
32	CHANDIGARH	100	75	165	163	220
33	DADRA AND NAGAR HAVELI	220	163	200	200	123
34	DAMAN AND DIU	10	7	7 #	7	100
35	LAKSHADWEEP	20	14	14	14	100
<b>Grand Total</b>		<b>14,82,375</b>	<b>11,11,745</b>	<b>14,19,513</b>	<b>13,77,716</b>	<b>128</b>

**Very Good:(90% or above of targets)**

ANDHRA PRADESH, BIHAR, CHHATISGARH, GOA, GUJARAT, HARYANA, HIMACHAL PRADESH, KARNATAKA, MADHYA PRADESH, MAHARASHTRA, MANIPUR, MEGHALAYA, MIZORAM, NAGALAND, PUDUCHERRY, PUNJAB, RAJASTHAN, TAMIL NADU, TRIPURA, UTTARAKHAND, UTTAR PRADESH, ANDAMAN AND NICOBAR ISLANDS, CHANDIGARH, DADRA AND NAGAR HAVELI, DAMAN AND DIU, LAKSHADWEEP

**Good:(Between 80% to 90% targets)**

ODISHA

**Poor:(Below 80% of targets)**

ARUNACHAL PRADESH, ASSAM, DELHI, JAMMU AND KASHMIR, JHARKHAND, KERALA, SIKKIM, WEST BENGAL

Note: # Previous month figures have been repeated



# Afforestation (Public and Forest Lands)

## Area Covered under Plantation

% Achievement of Target  
During April 2013 - December 2013

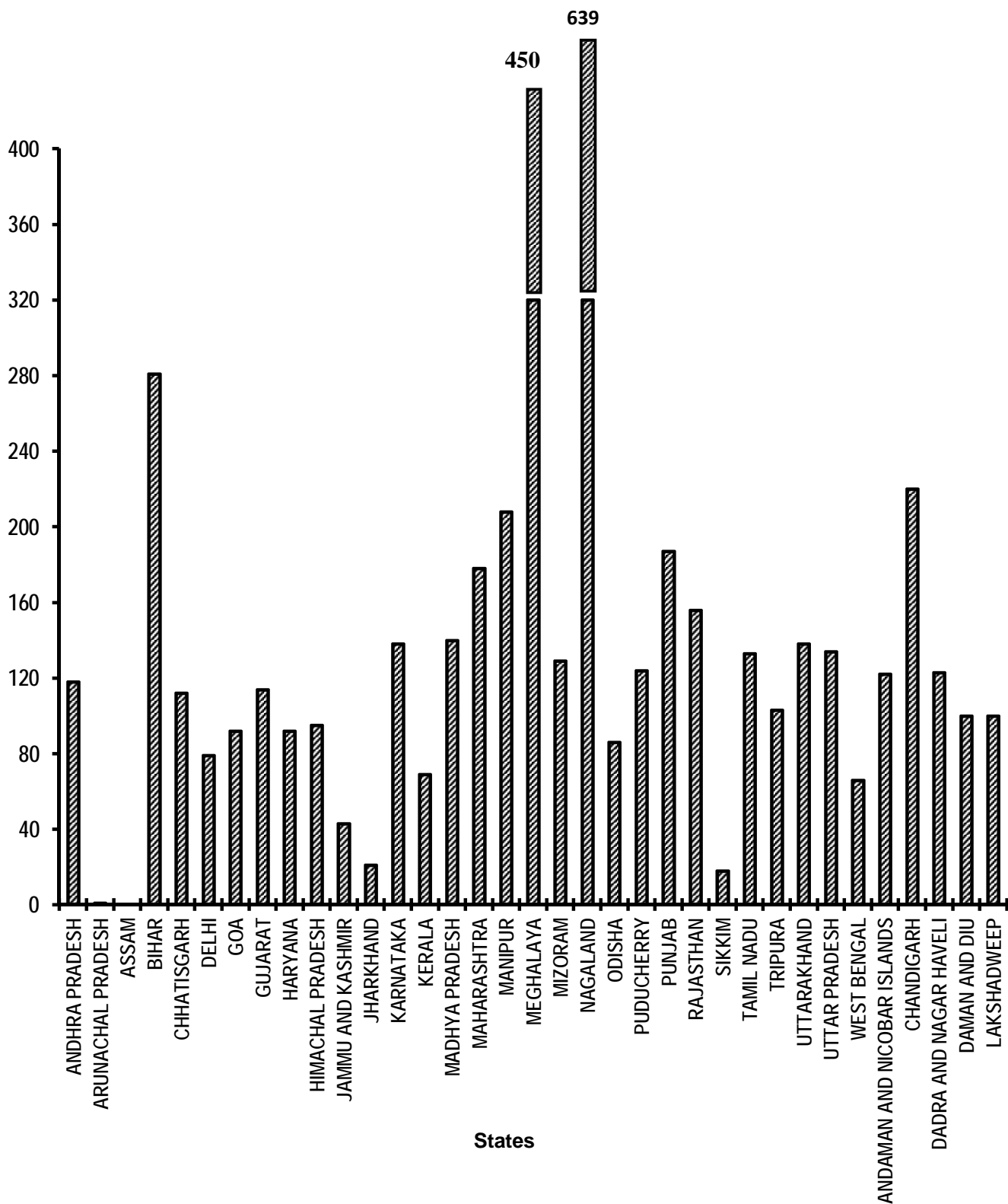


Table - 16(B)

**Afforestation ( Public and Forest Lands)  
Seedlings planted  
(Unit: Number)**

Sl. No.	State/UT Name	Target		Achievement April 2013- December 2013	Achievement till last month	Percent Achievement April 2013- December 2013
		2013-2014	April 2013- December 2013			
(1)	(2)	(3)	(4)	(5)	(6)	(5)/(4)
1	ANDHRA PRADESH	25,20,44,000	18,90,33,002	29,32,71,000	26,12,38,000	155
2	ARUNACHAL PRADESH	37,44,000	28,08,000	38256 #	38,256	1
3	ASSAM	7,67,000	5,75,249	0	0	0
4	BIHAR	1,42,09,000	1,06,56,748	1,43,360 #	1,43,360	1
5	CHHATISGARH	4,17,43,000	3,13,07,248	4,81,30,000 #	4,81,30,000	154
6	DELHI	7,93,000	5,94,748	4,69,619	4,43,530	79
7	GOA	1,46,000	1,09,499	2,60,000	2,60,000	237
8	GUJARAT	8,09,38,000	6,07,03,498	6,52,52,498 Δ	7,34,32,000	107
9	HARYANA	4,21,79,000	3,16,34,249	3,70,00,000	3,65,00,000	117
10	HIMACHAL PRADESH	1,65,49,000	1,24,11,748	1,17,94,000	1,10,02,000	95
11	JAMMU AND KASHMIR	58,83,000	44,12,250	14,94,000	9,02,000	34
12	JHARKHAND	1,44,30,000	1,08,22,500	54,71,635 #	54,71,635	51
13	KARNATAKA	5,18,44,000	3,88,82,998	7,69,68,000	7,67,46,000	198
14	KERALA	48,95,000	36,71,249	28,61,054	28,61,054	78
15	MADHYA PRADESH	8,34,41,000	6,25,80,749	8,78,79,000	8,78,79,000	140
16	MAHARASHTRA	10,25,57,000	7,69,17,749	17,45,74,000	17,09,95,000	227
17	MANIPUR	74,75,000	56,06,249	1,16,54,987	96,59,504	208
18	MEGHALAYA	25,61,000	19,20,749	90,000	74,000	5
19	MIZORAM	35,23,000	26,42,248	32,83,724 #	32,83,724	124
20	NAGALAND	12,68,000	9,50,999	58,15,000 #	58,15,000	611
21	ODISHA	6,50,00,000	4,87,49,999	7,71,67,000 #	7,71,67,000	158
22	PUDUCHERRY	26,000	19,499	41,090	39,335	211
23	PUNJAB	63,05,000	47,28,749	1,09,02,000	1,08,09,000	231
24	RAJASTHAN	3,70,00,000	2,77,49,998	4,64,26,400	4,58,62,700	167
25	SIKKIM	40,04,000	30,02,999	5,95,680	5,95,680	20
26	TAMIL NADU	3,82,01,000	2,86,50,749	3,81,44,077	3,41,97,031	133
27	TRIPURA	1,32,93,000	99,69,750	1,02,70,600	1,02,70,600	103
28	UTTARAKHAND	1,29,48,000	97,11,000	2,06,82,000 Δ	2,29,35,000	213
29	UTTAR PRADESH	4,95,50,000	3,71,62,499	5,90,41,986	5,76,75,964	159
30	WEST BENGAL	51,61,000	38,70,748	50,35,350	50,35,350	130
31	ANDAMAN AND NICOBAR ISLANDS	7,93,000	5,94,748	6,99,828	4,10,978	118
32	CHANDIGARH	65,000	48,749	66,027	65,343	135
33	DADRA AND NAGAR HAVELI	1,43,000	1,07,249	3,33,000	3,33,000	310
34	DAMAN AND DIU	7,000	5,248	36,616	30,916	698
35	LAKSHADWEEP	13,000	9,750	11,312	11,312	116
<b>Grand Total</b>		<b>96,34,98,000</b>	<b>72,26,23,463</b>	<b>1,09,59,03,099</b>	<b>1,06,03,13,272</b>	<b>152</b>

**Very Good:(90% or above of targets)**

ANDHRA PRADESH, CHHATISGARH, GOA, GUJARAT, HARYANA, HIMACHAL PRADESH, KARNATAKA, MADHYA PRADESH, MAHARASHTRA, MANIPUR, MIZORAM, NAGALAND, ODISHA, PUDUCHERRY, PUNJAB, RAJASTHAN, TAMIL NADU, TRIPURA, UTTARAKHAND, UTTAR PRADESH, WEST BENGAL, ANDAMAN AND NICOBAR ISLANDS, CHANDIGARH, DADRA AND NAGAR HAVELI, DAMAN AND DIU, LAKSHADWEEP

**Poor:(Below 80% of targets)**

ARUNACHAL PRADESH, ASSAM, BIHAR, DELHI, JAMMU AND KASHMIR, JHARKHAND, KERALA, MEGHALAYA, SIKKIM

Note: # Previous month figures have been repeated

Δ State has downward revised the figure

# Afforestation (Public and Forest Lands)

## Seedlings planted

% Achievement of Target  
During April 2013 - December 2013

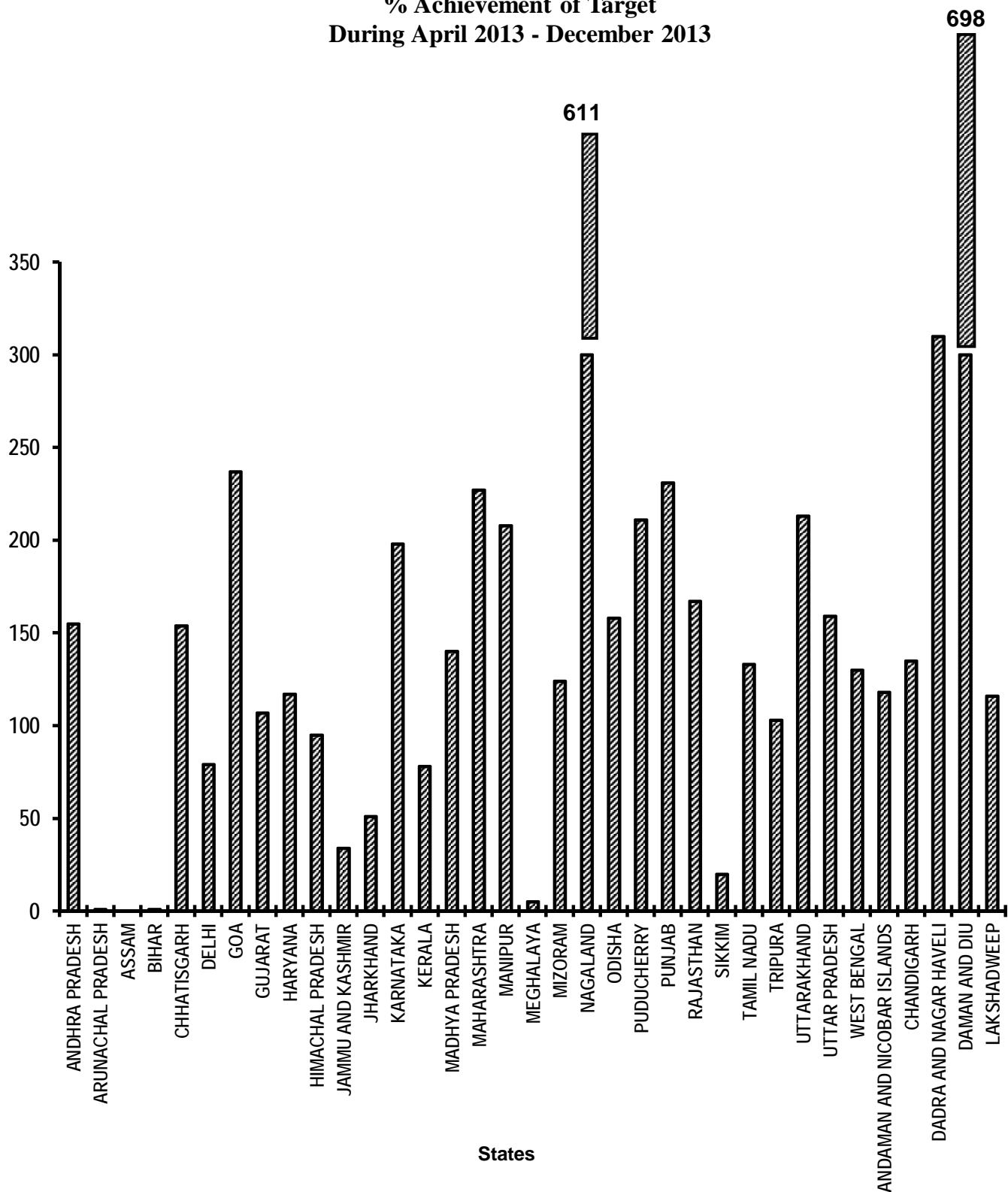


Table - 17

**Rural roads - PMGSY**  
**Length of road constructed**  
**(Unit: Kilometer)**

Sl. No.	State/UT Name	Target		Achievement		Percent Achievement
		2013-2014	April 2013-December 2013	April 2013-December 2013	Achievement till last month	April 2013-December 2013
(1)	(2)	(3)	(4)	(5)	(6)	(5)/(4)
1	ANDHRA PRADESH	475	238	60	58	25
2	ARUNACHAL PRADESH	340	170	314 *	186	185
3	ASSAM	650	326	705 *	569	216
4	BIHAR	3,840	2,880	2,860	2,062	99
5	CHHATISGARH	1,900	950	700 *	497	74
6	GUJARAT	200	100	443	440	443
7	HARYANA	30	15	4	4	27
8	HIMACHAL PRADESH	550	274	485	385	177
9	JAMMU AND KASHMIR	1,285	642	762 *	610	119
10	JHARKHAND	1,880	940	710 *	580	76
11	KARNATAKA	90	45	146	132	324
12	KERALA	240	120	113	110	94
13	MADHYA PRADESH	3,350	1,675	901 *	810	54
14	MAHARASHTRA	440	220	233	226	106
15	MANIPUR	160	80	311	275	389
16	MEGHALAYA	40	20	77	33	385
17	MIZORAM	50	25	70	70	280
18	NAGALAND	190	95	227 *	203	239
19	ODISHA	3,460	1,730	1534 *	1,148	89
20	PUNJAB	340	170	714	692	420
21	RAJASTHAN	1,580	790	1,348	1,147	171
22	SIKKIM	175	88	70	63	80
23	TAMIL NADU	685	342	461	459	135
24	TRIPURA	170	85	85	85	100
25	UTTARAKHAND	500	250	172	151	69
26	UTTAR PRADESH	2,320	1,160	793	757	68
27	WEST BENGAL	2,010	1,005	1,064	678	106
<b>Grand Total</b>		<b>26,950</b>	<b>14,435</b>	<b>15,362</b>	<b>12,430</b>	<b>106</b>

**Very Good:(90% or above of targets)**

ARUNACHAL PRADESH, ASSAM, BIHAR, GUJARAT, HIMACHAL PRADESH, JAMMU AND KASHMIR, KARNATAKA, KERALA, MAHARASHTRA, MANIPUR, MEGHALAYA, MIZORAM, NAGALAND, PUNJAB, RAJASTHAN, TAMIL NADU, TRIPURA, WEST BENGAL

**Good:(Between 80% to 90% targets)**

ODISHA, SIKKIM

**Poor:(Below 80% of targets)**

ANDHRA PRADESH, CHHATISGARH, HARYANA, JHARKHAND, MADHYA PRADESH, UTTARAKHAND, UTTAR PRADESH

Note: \* The figures have been reconciled with that of Ministry of Rural Development

# Rural Roads - PMGSY

## Length of Road Constructed

% Achievement of Target

During April 2013 - December 2013

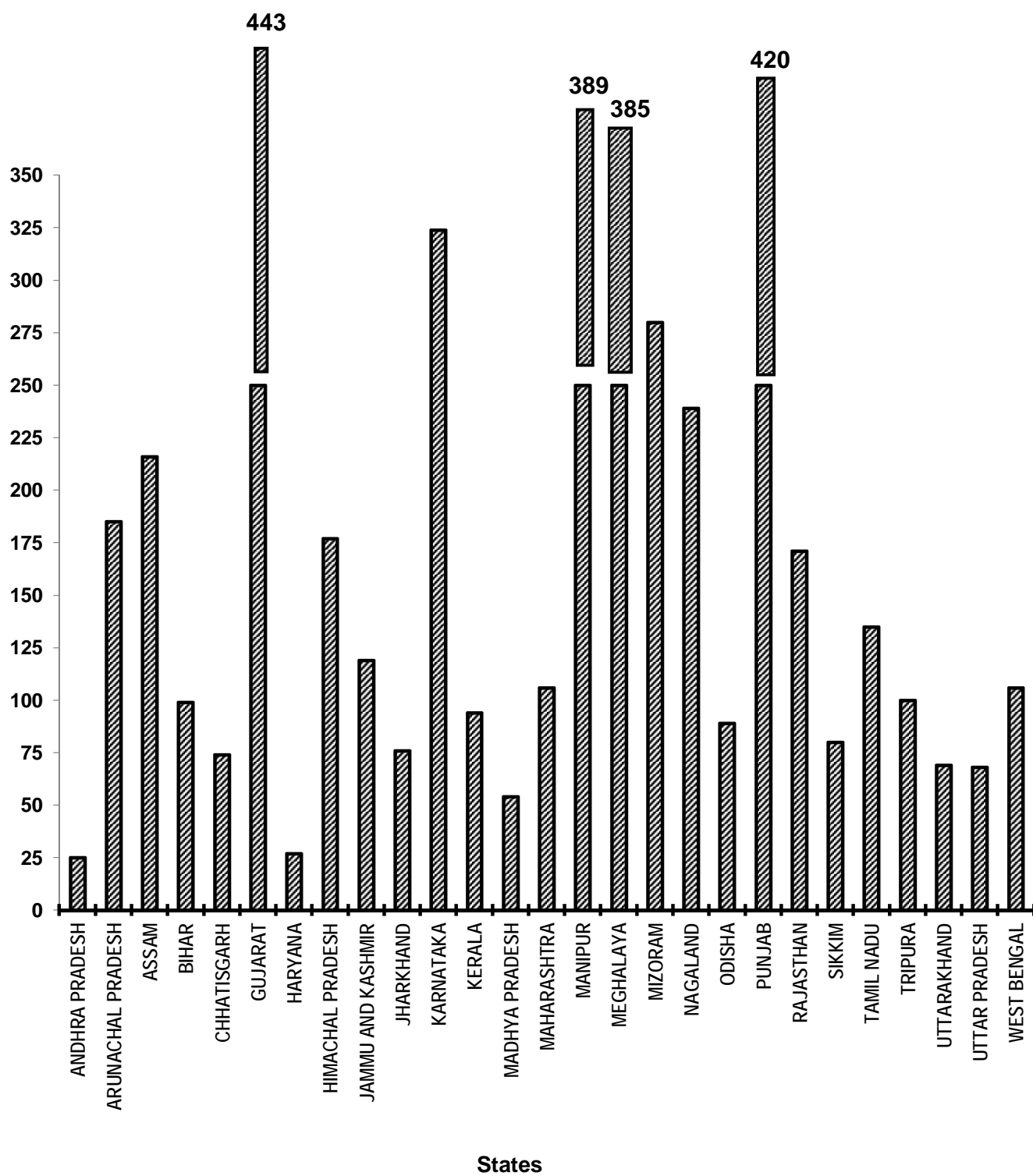


Table - 18

**Rajiv Gandhi Grameen Vidyutikaran Yojana**  
**Villages electrified**  
**(Unit: Number)**

Sl. No.	State/UT Name	Target		Achievement April 2013-December 2013	Achievement till last month	Percent Achievement
		2013-2014	April 2013-December 2013			April 2013-December 2013
(1)	(2)	(3)	(4)	(5)	(6)	(5)/(4)
1	ARUNACHAL PRADESH	406	285	235 *	160	82
2	ASSAM	219	157	93 *	59	59
3	BIHAR	826	574	1,110	982	193
4	CHHATISGARH	525	356	74 #	74	21
5	HIMACHAL PRADESH	12	12	0	0	0
6	JAMMU AND KASHMIR	61	61	20	20	33
7	JHARKHAND	362	238	67 #	67	28
8	MADHYA PRADESH	45	32	340 #	340	1,062
9	MANIPUR	264	184	0	0	0
10	MEGHALAYA	212	150	77	44	51
11	MIZORAM	43	30	8	8	27
12	NAGALAND	17	13	3	3	23
13	ODISHA	204	136	67 *	56	49
14	RAJASTHAN	99	67	33	30	49
15	TRIPURA	1	1	1	0	100
16	WEST BENGAL	4	4	0 #	0	0
<b>Grand Total</b>		3,300	2,300	2,128	1,843	93

**Very Good:(90% or above of targets)**

BIHAR, MADHYA PRADESH, TRIPURA

**Good:(Between 80% to 90% targets)**

ARUNACHAL PRADESH

**Poor:(Below 80% of targets)**

ASSAM, CHHATISGARH, HIMACHAL PRADESH, JAMMU AND KASHMIR, JHARKHAND, MANIPUR, MEGHALAYA, MIZORAM, NAGALAND, ODISHA, RAJASTHAN, WEST BENGAL

Note: \* The figures have been reconciled with that of Ministry of Power

# Previous month figures have been repeated

# **Rajiv Gandhi Grameen Vidyutikaran Yojana-RGGVY**

**Villages electrified  
% Achievement of Target  
During April 2013 - December 2013**

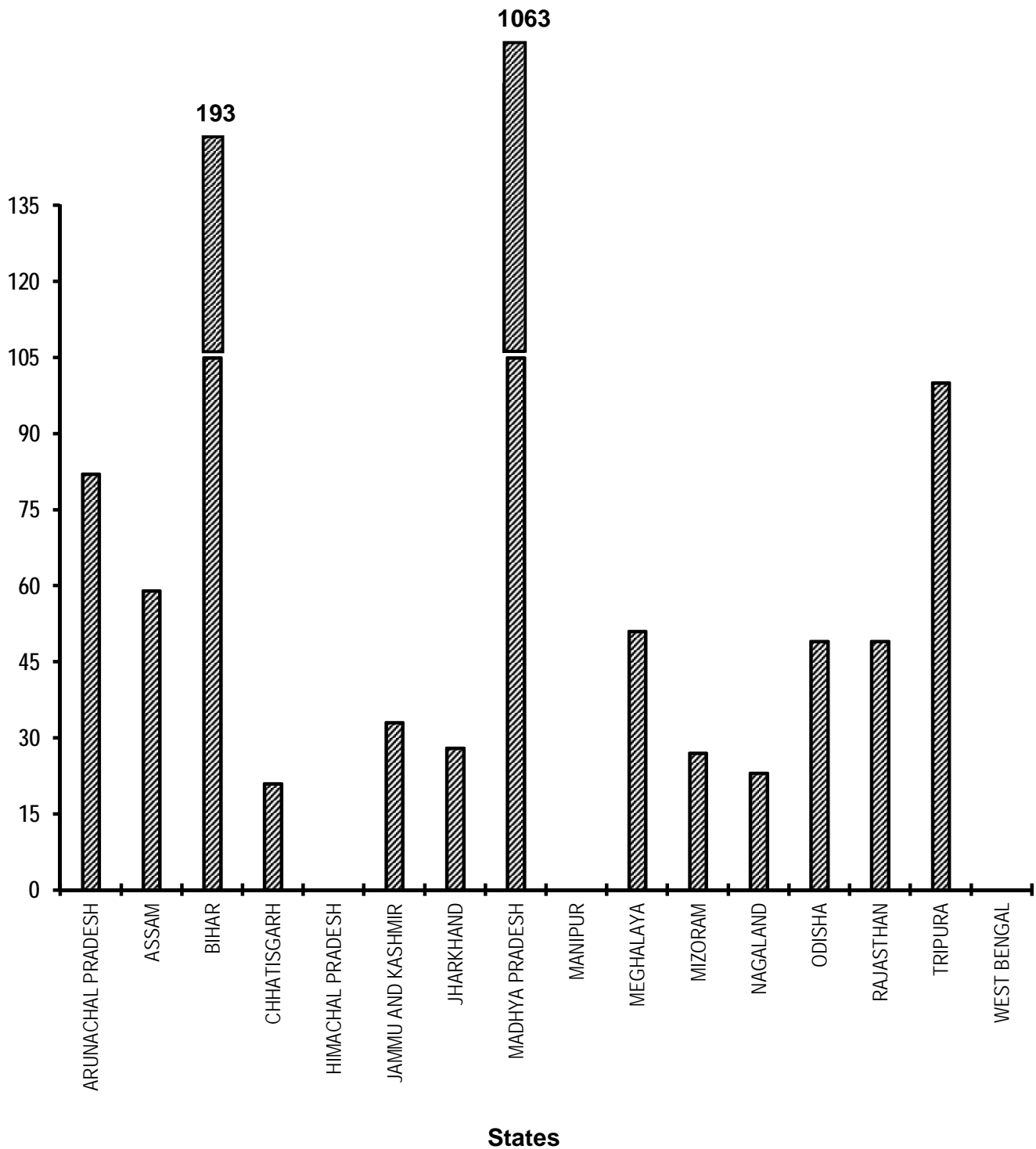


Table - 19

**Energising pump sets  
Pumps sets energized  
(Unit: Number)**

		<b>Target +</b>		<b>Achievement</b>		<b>Percent Achievement</b>
<b>Sl. No.</b>	<b>State/UT Name</b>	<b>2013-2014</b>	<b>April 2013-December 2013</b>	<b>April 2013-December 2013</b>	<b>Achievement till last month</b>	<b>April 2013-December 2013</b>
(1)	(2)	(3)	(4)	(5)	(6)	(5)/(4)
1	ANDHRA PRADESH	50,000	37,500	92,453	80,232	247
2	BIHAR	2,764	2,073	3,801	3,631	183
3	CHHATISGARH	20,000	15,000	10131 #	10,131	68
4	GOA	200	140	96	96	69
5	GUJARAT	44,250	33,186	52,831	49,031	159
6	HARYANA	20,025	15,018	17,462	14,678	116
7	HIMACHAL PRADESH	1,215	909	1,539	1,352	169
8	JHARKHAND	22,000	16,500	1373 #	1,373	8
9	KARNATAKA	38,602	28,951	59,080	59,080	204
10	KERALA	12,000	9,000	6,744	5,659	75
11	MADHYA PRADESH	17,237	12,927	77,814	55,498	602
12	ODISHA	1,190	892	1875 #	1,875	210
13	PUDUCHERRY	25	18	40	35	222
14	PUNJAB (+)	55,000	26,248	22,827	21,224	87
15	RAJASTHAN	30,000	22,500	66,033	62,564	293
16	TAMIL NADU	15,000	10,000	7,789	6,759	78
17	UTTARAKHAND	350	262	715	657	273
18	UTTAR PRADESH	22,058	16,543	6,645	5,816	40
19	WEST BENGAL	422	315	1,631	1,129	518
20	DADRA AND NAGAR HAVELI	20	12	0	0	0
21	DAMAN AND DIU	25	18	10	10	56
<b>Grand Total</b>		<b>3,52,383</b>	<b>2,48,012</b>	<b>4,30,889</b>	<b>3,80,830</b>	<b>174</b>

**Very Good:(90% or above of targets)**

ANDHRA PRADESH, BIHAR, GUJARAT, HARYANA, HIMACHAL PRADESH, KARNATAKA, MADHYA PRADESH, ODISHA, PUDUCHERRY, RAJASTHAN, UTTARAKHAND, WEST BENGAL

**Good:(Between 80% to 90% targets)**

PUNJAB

**Poor:(Below 80% of targets)**

CHHATISGARH, GOA, JHARKHAND, KERALA, TAMIL NADU, UTTAR PRADESH, DADRA AND NAGAR HAVELI, DAMAN AND DIU

Note: + States/UTs of Goa, Gujarat, Haryana, Himachal Pradesh, Punjab, Rajasthan, Tamil Nadu and Dadra & Nagar Haveli have furnished the targets. For rest of the States/UTs previous year targets have been repeated provisionally

# Previous month figures have been repeated

(+) State has revised the target from 25,000 to 55,000



# Energising Pump sets

## Pumps sets energized

### % Achievement of Target

#### During April 2013 - December 2013

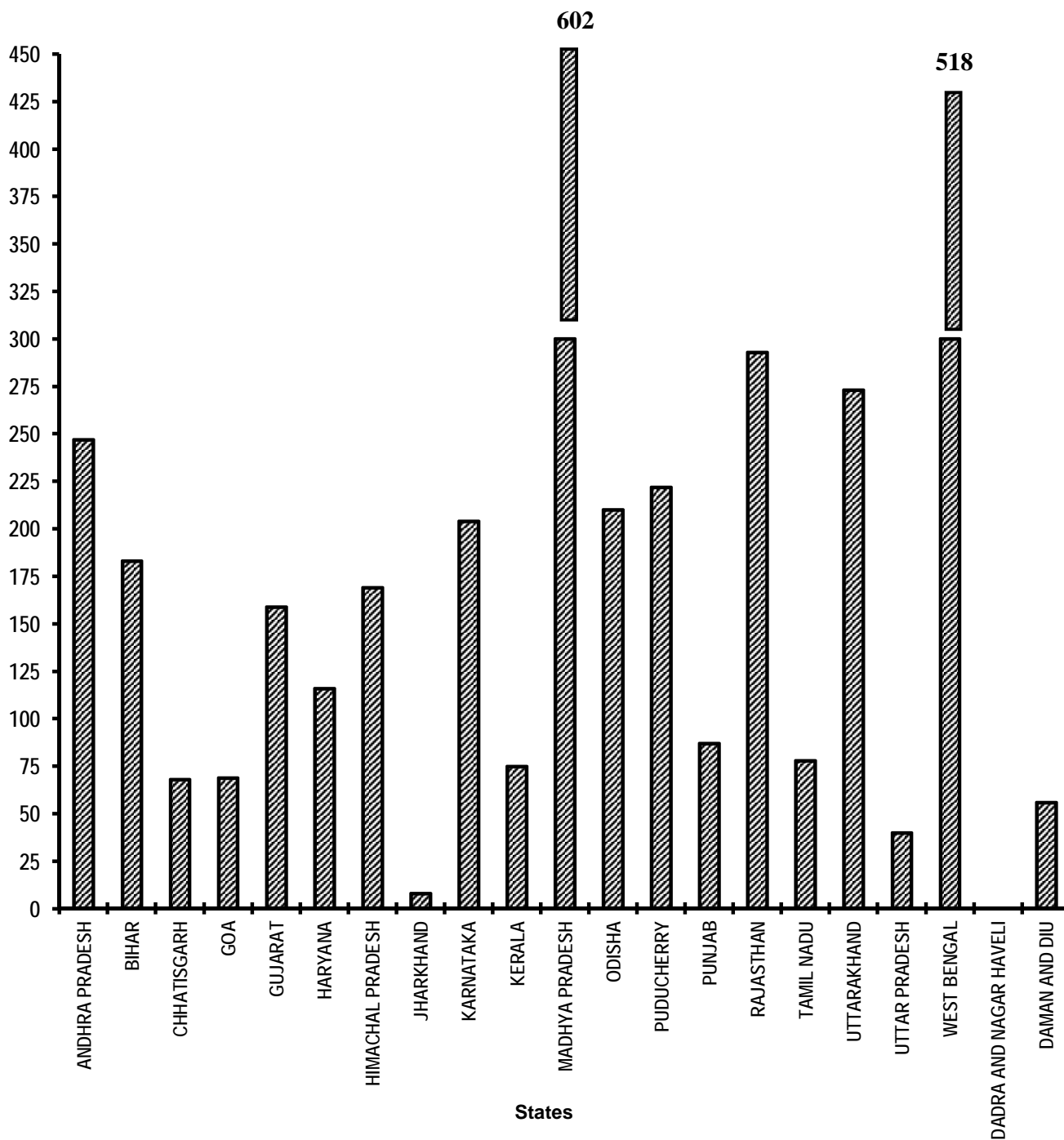


Table - 20

## Supply of Electricity

Sl. No.	State/UT Name	Electricity demanded (Million Units) April 2013-December 2013	Electricity supplied (Million Units) April 2013-December 2013	Electricity supplied (Million Units) till last month	Shortage observed (Million Units) April 2013-December 2013	Percentage of Electricity Supplied
(1)	(2)	(3)	(4)	(5)	(6)	(7)
1	ANDHRA PRADESH	69,969	64,989		4,980	93
2	ARUNACHAL PRADESH	409	382	333	27	93
3	ASSAM	5,783	5,423	4,866	360	94
4	BIHAR	11,534	10,980	9,665	554	95
5	CHHATISGARH	14,081	13,974	12,525	107	99
6	DELHI	21,333	21,274	19,450	59	100
7	GOA	2,719	2,704	2,364	15	99
8	GUJARAT	67,470	67,461	60,007	9	100
9	HARYANA	34,618	34,403	31,157	215	99
10	HIMACHAL PRADESH	6,859	6,675	5,942	184	97
11	JAMMU AND KASHMIR	11,471	8,833	7,635	2,638	77
12	JHARKHAND	5,341	5,224	4,553	117	98
13	KARNATAKA	46,513	41,532	36,323	4,981	89
14	KERALA	15,856	15,383	13,594	473	97
15	MADHYA PRADESH	36,513	36,504	31,912	9	100
16	MAHARASHTRA	93,734	91,981	81,038	1,753	98
17	MANIPUR	431	409	362	22	95
18	MEGHALAYA	1,316	1,186	1,039	130	90
19	MIZORAM	332	322	280	10	97
20	NAGALAND	433	423	375	10	98
21	ODISHA	18,443	18,143	16,539	300	98
22	PUDUCHERRY	1,784	1,760	1,580	24	99
23	PUNJAB	39,474	38,763	35,853	711	98
24	RAJASTHAN	42,126	42,008	36,385	118	100
25	SIKKIM	298	298	259	0	100
26	TAMIL NADU	70,082	65,542	58,491	4,540	94
27	TRIPURA	929	882	781	47	95
28	UTTARAKHAND	8,984	8,596	7,650	388	96
29	UTTAR PRADESH	72,317	61,670	55,105	10,647	85
30	WEST BENGAL	32,697	32,579	29,536	118	100
31	ANDAMAN AND NICOBAR ISLANDS	180	135	120	45	75
32	CHANDIGARH	1,260	1,260	1,154	0	100
33	DADRA AND NAGAVELI	4,126	4,126	3,652	0	100
34	DAMAN AND DIU	1,688	1,688	1,506	0	100
35	LAKSHADWEEP	36	36	32	0	100
Grand Total		7,41,139	7,07,548	6,29,550	33,591	95

Very Good:(90% or above of targets)

ANDHRA PRADESH, ARUNACHAL PRADESH, ASSAM, BIHAR, CHHATISGARH, DELHI,

Good:(Between 80% to 90% targets)

KARNATAKA, UTTAR PRADESH

Poor:(Below 80% of targets)

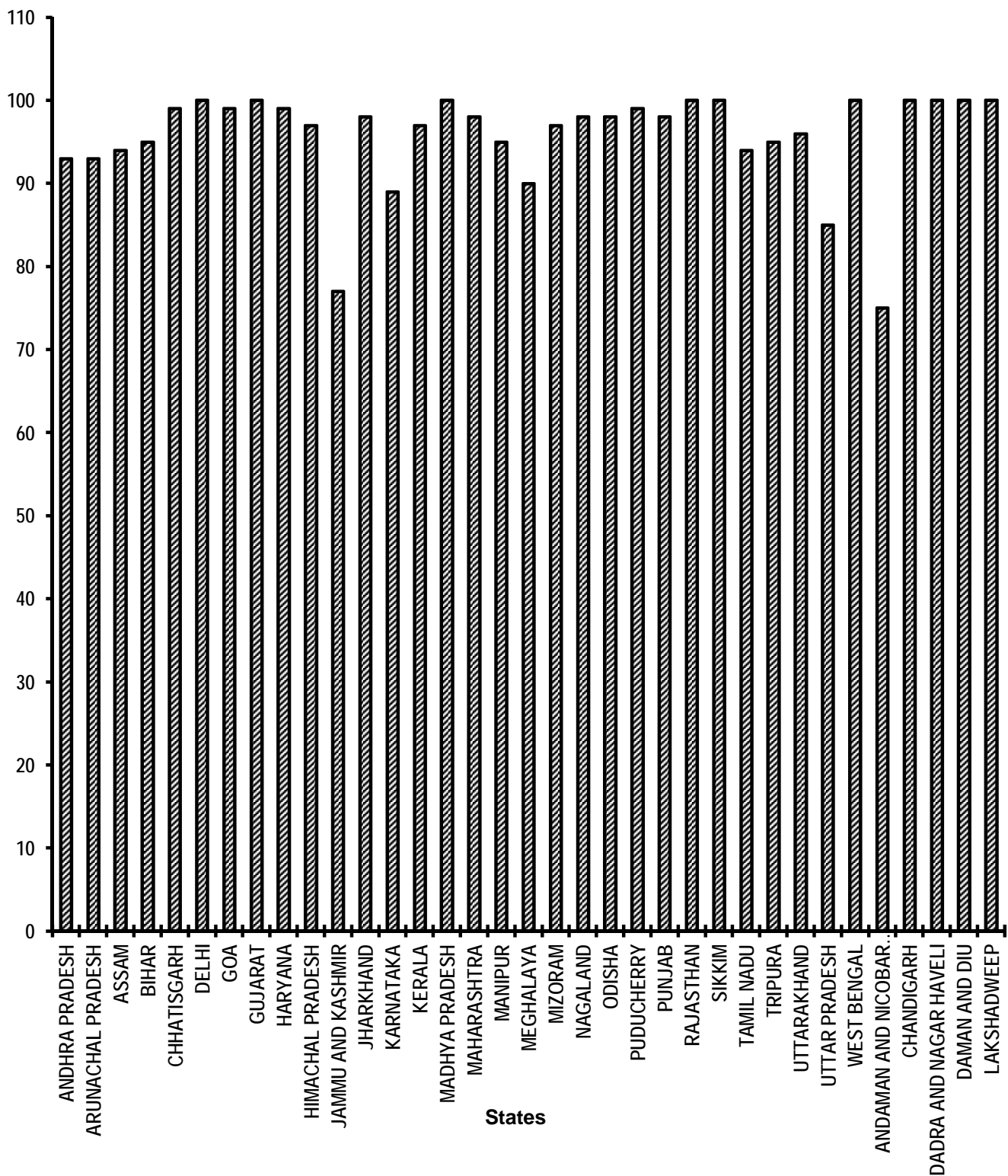
JAMMU AND KASHMIR, ANDAMAN AND NICOBAR ISLANDS

# Supply of Electricity

## Electricity supplied

### % Achievement of Target

#### During April 2013 - December 2013



**LIST OF ITEMS COVERED UNDER (TPP) - 2006**

<b>Point No.</b>	<b>Item No.</b>	<b>Name of the Points/Items</b>
<b>I.</b>		<b>Garibi Hatao [Poverty Eradication]</b>
		<b>Rural Areas</b>
	<b>1.</b>	Employment generation under the <i>Mahatma Gandhi National Rural Employment Guarantee Act (MGNREGA)</i>
	<b>2.</b>	Swaranjayanti Gram Swarajgar Yojana (SGSY)
	<b>3.</b>	Rural Business Hubs in Partnership with Panchayats
	<b>4.</b>	Self help Groups
		<b>Urban Areas</b>
	<b>5.</b>	Swaranjayanti Shehari Rojgar Yojana
<b>II.</b>		<b>Jan Shakti (Power to People)</b>
	<b>6.</b>	Local Self Government (Panchayati Raj and Urban Local Bodies) - Activity Mapping for devolution of functions - Budget Flow of Funds - Assignment of Functionaries
	<b>7.</b>	Quick and Inexpensive Justice – Gram Nyayalayas and Nyaya Panchayats.
	<b>8.</b>	District Planning Committees.
<b>III.</b>		<b>Kisan Mitra [Support to Farmers]</b>
	<b>9.</b>	Water shed development
	<b>10.</b>	Marketing and infrastructural support to farmers
	<b>11.</b>	Irrigation facilities (including minor and micro irrigation) for agriculture
	<b>12.</b>	Credit to farmers
	<b>13.</b>	Distribution of waste land to the landless
<b>IV.</b>		<b>Shramik Kalyan [Labour Welfare]</b>
	<b>14.</b>	Social Security for Agricultural and Unorganised Labour
	<b>15.</b>	Minimum Wages Enforcement (including Farm Labour)
	<b>16.</b>	Prevention of Child Labour
	<b>17.</b>	Welfare of Women Labour
<b>V.</b>		<b>Khadya Suraksha [Food Security ]</b>
	<b>18.</b>	<b>Food Security:</b> (i) Targeted Public Distribution system, (ii) Antyodaya Anna Yojana, (iii) Establishing Grain banks in chronically food scarcity areas
<b>VI.</b>		<b>Subke Liye Aawas [Housing for All]</b>
	<b>19</b>	Rural Housing - Indira Awas Yojana
	<b>20.</b>	EWS/LIG Houses in Urban Areas

Contd.....

Point No.	Item No.	Name of the Points/Items
<b>VII.</b>		<b>Shudh Peya Jal [Clean Drinking Water]</b>
	<b>21.</b>	Rural Areas. - National Rural Drinking Water Programme-( <i>NRDWP</i> )
	<b>22.</b>	Urban Areas: - Accelerated Urban Water Supply Programme
<b>VIII.</b>		<b>Jan Jan Ka Swasthya [Health for All]</b>
	<b>23.</b>	Control and prevention of major diseases: (a) HIV/AIDS (b) TB (c) Malaria (d) Leprosy (e) Blindness
	<b>24.</b>	National Rural Health Mission
	<b>25.</b>	Immunisation of Children
	<b>26.</b>	Sanitation Programme in - Rural Areas - Urban areas
	<b>27.</b>	Institutional Delivery
	<b>28.</b>	Prevention of Female Foeticide
	<b>29.</b>	Supplementary nutrition for Mothers and Children
	<b>30.</b>	Two Child norms
<b>IX.</b>		<b>Sabke Liye Shiksha [Education for All]</b>
	<b>31.</b>	Sarv Shiksha Abhiyan - Compulsory Elementary Education
	<b>32.</b>	Mid Day Meal Scheme
<b>X.</b>		<b>Anusuchit Jaati, Jan Jaati, Alp-sankhyak evam Anya Pichhra Varg Kalyan [Welfare of Scheduled Castes, Scheduled Tribes, Minorities and OBCs]</b>
	<b>33.</b>	SC Families Assisted (a) SC families assisted under SCA to SCSP & NSFDC (b) SC students assisted under post matric scholarship
	<b>34.</b>	Rehabilitation of Scavengers
	<b>35.</b>	ST Families Assisted
	<b>36.</b>	Rights of Forest dwellers – Owners of minor forest produce
	<b>37.</b>	Particularly Vulnerable Tribal Groups (PTGs)
	<b>38.</b>	No alienation of Tribal lands
	<b>39.</b>	Implementation of Panchayats (Extension to Scheduled Areas) Act [PESA]
	<b>40.</b>	Welfare of Minorities
	<b>41.</b>	Professional education among all minority communities
	<b>42.</b>	Reservation of OBCs in - Education - Employment
<b>XI.</b>		<b>Mahila Kalyan [Women Welfare]</b>
	<b>43.</b>	Financial Assistance for Women Welfare
	<b>44.</b>	Improved participation of women in (a) Panchayats (b) Municipalities (c) State Legislatures (d) Parliament

Contd.....

Point No.	Item No.	Name of the Points/Items
<b>XII.</b>		<b>Bal Kalyan (Child Welfare)</b>
	<b>45.</b>	Universalisation of ICDS Scheme
	<b>46.</b>	Functional Anganwadis
<b>XIII.</b>		<b>Yuva Vikas [Youth Development]</b>
	<b>47.</b>	Sports for all in Rural and Urban areas
	<b>48.</b>	Rashtriya Sadbhavana Yojana
	<b>49.</b>	National Service Scheme (NSS)
<b>XIV.</b>		<b>Basti Sudhar [Improvement of Slums]</b>
	<b>50.</b>	Number of Urban poor families assisted under seven point charter viz. land tenure, housing at affordable cost, water, sanitation, health, education, and social security.
<b>XV.</b>		<b>Paryavaran Sanrakshan evam Van Vridhi [Environment Protection and Afforestation]</b>
	<b>51.</b>	Afforestation (a) Area Covered under Plantation on - Public and Forest Lands (b) Number of Seedlings planted on -Public and Forest Lands
	<b>52.</b>	Prevention of pollution of Rivers and water bodies
	<b>53.</b>	Solid and liquid waste management in - Rural Areas - Urban Areas
<b>XVI.</b>		<b>Samajik Suraksha [Social Security]</b>
	<b>54.</b>	Rehabilitation of handicapped and orphans.
	<b>55.</b>	Welfare of the aged
<b>XVII.</b>		<b>Grameen Sadak [Rural Roads]</b>
	<b>56.</b>	Rural Roads - PMGSY
<b>XVIII.</b>		<b>Grameen Oorja [Energization of Rural Area]</b>
	<b>57.</b>	Bio-diesel Production
	<b>58.</b>	Rajiv Gandhi Grameen Vidyutikaran Yojana
	<b>59.</b>	Renewable Energy
	<b>60.</b>	Energising Pump sets
	<b>61.</b>	Supply of Electricity
	<b>62.</b>	Supply of Kerosene and LPG
<b>XIX.</b>		<b>Pichhara Kshetra Vikas [Development of Backward Areas]</b>
	<b>63.</b>	Backward Regions Grants Fund (BRGF)
<b>XX.</b>		<b>e- Shasan [IT enabled e-Governance]</b>
	<b>64.</b>	Central and State Governments
	<b>65.</b>	Panchayats and Municipalities

**ABBREVIATIONS USED**

AAY	Antyodaya Anna Yojana
NRDWP	National Rural Drinking Water Programme
DDRS	Deen Dayal Rehabilitation Scheme
EWS	Economically Weaker Section
IAY	Indira Awaas Yojana
ICDS	Integrated Child Development Scheme
LIG	Low Income Group
MWE	Minimum Wages Enforcement
NC	Not Covered
NREGS	National Rural Employment Guarantee Scheme
PC	Partially Covered
PMGSY	Prime Minister Grameen Sadak Yojana
SC	Scheduled Caste
RGGVY	Rajiv Gandhi Grameen Vidyutikaran Yojana
SGRY	Sampoorna Grameen Rojgar yojana
SGSY	Swaranjanayati Gram Swarojgar Yojana
SHG	Self Help Groups
ST	Scheduled Tribe
TPDS	Targeted Public Distribution system