

TWENTY POINT PROGRAMME-2006
PROGRESS REPORT
FOR
APRIL - NOVEMBER 2013



GOVERNMENT OF INDIA
MINISTRY OF STATISTICS AND PROGRAMME IMPLEMENTATION
SARDAR PATEL BHAWAN, SANSAD MARG,
NEW DELHI-110 001

Website: www.mospi.gov.in

CONTENTS

	Page No.
I. Introduction	i
II. List of Twenty Points	ii
III. List of Monthly Monitored Items	iii
IV. Status of receipt of targets for Monthly Monitored items	iv
V. List of items /parameters identified for appraisal	vii
VI. List of items under TPP-2006 yet to be operationalised	viii

PART-I

Overall Performance Analysis

VII. Progress Report	1
VIII. Highlights of Performance	2
Table - A: All India Performance	6
Table - B : State-wise Performance	7
Table - C : State -wise and Item-wise Performance	12

PART- II

Performance Tables

Table No.	Description of Item	
1	Employment Generation - <i>MGNREG</i> Scheme	22
2(A)	Swaranjayanti Gram Swarojgar Yojana (SGSY)	23
2(B)	SC, ST, Women and Disabled Swarozgaries assisted under SGSY	25
3(A)	SHG formed under SGSY	26
3(B)	SHG to whom income generating activities provided	27
4(A)	Distribution of Waste Land to the Landless	29
4(B)	Waste Land distributed to SC, ST and others	30
5(A)	Minimum Wages Enforcement (including Farm Labour)	31
	(i) Inspections made (ii) Irregularities detected	
	(iii) Irregularities rectified	
5(B)	Minimum Wages Enforcement (including Farm Labour)	32
	(i) Claims Filed (ii) Claims Settled	
5(C)	Minimum Wages Enforcement (including Farm Labour)	33
	(i) Prosecution cases pending (ii) Prosecution cases filed	
	(iii) Prosecution cases decided	
6(A)	<i>Food Security</i> : Targeted Public Distribution System (TPDS) for AAY, APL & BPL,	34
6(B)	<i>Food Security</i> : TPDS for Antyodaya Anna Yojana (AAY) only	36
6(C)	<i>Food Security</i> : TPDS for Below Poverty Line (BPL) only	38
7	Rural Housing : Indira Awaas Yojana (IAY)	40

Contd...

Table No.	Description of Item	Page No.
8	EWS/LIG Houses in Urban Areas	42
9	<i>National Rural Drinking Water Programme (NRDWP)</i>	
9(A)	Coverage of Habitations (Partially Covered & Slipped back)	44
9(B)	Coverage of Water Quality Affected Habitations	46
10	Sanitation Programme in Rural Areas	48
11	Institutional Delivery	49
12(A)	SC Families assisted under SCA to SCSP & NSFDC	50
12(B)	SC Students assisted under Post-Matric Scholarship	52
13	Universalization of ICDS Scheme	54
14	Functional Anganwadis	56
15	Number of Urban Poor Families assisted under Seven Point Charter	58
16(A)	Afforestation- Area Covered under Plantation (Public and Forest Lands)	60
16(B)	<i>Afforestation:</i> Seedlings Planted (Public and Forest Lands)	62
17	Rural Roads Constructed under (PMGSY)	64
18	Village electrified under Rajiv Gandhi Grameen Vidyutikaran Yojana (RGGVY)	66
19	Energising Pump sets	68
20	Supply of Electricity	70
 Annexures		
Annexure – I : List of 65 items to be monitored under TPP-2006		72-74
Annexure – II : Abbreviations used		75

Twenty Point Programme – 2006

An Introduction

The Twenty Point Programme (TPP) was launched by the Government of India in the year 1975 and was restructured in 1982, 1986 and again in 2006. The restructured programme, known as Twenty Point Programme (TPP) – 2006, became operational with effect from 1st April 2007. The programme is meant to give a thrust to schemes relating to poverty alleviation, employment generation in rural areas, housing, education, family welfare & health, protection of environment and many other schemes having a bearing on the quality of life, especially in the rural areas.

2. The programmes and schemes under the TPP-2006 are in line with the priorities contained in the Millennium Development Goals (MDGs) of the United Nations and SAARC Social Charter. The original nomenclature, namely the Twenty Point Programme, which has been in existence for more than three decades and carries the stamp of familiarity among the people and administrative agencies, has been retained.

3. Twenty Point Programme (TPP) – 2006 originally consisted of 20 Points (**Appendix-1**) and 66 items being monitored individually by Central Nodal Ministries concerned. Up to 2007-08, out of 66 items, 22 items were monitored on monthly basis. From 1st April 2008 *Sampoorna Grameen Rojgar Yojana* (SGRY) has been merged with another item namely *National Rural Employment Guarantee Act* which has now been renamed as *Mahatma Gandhi National Rural Employment Guarantee Act* from 31st December 2009. Therefore, SGRY has been dropped from the list of 66 items and only 65 items are now monitored under TPP-2006 (since 2008-09). The list of 65 items is enclosed at **Annexure-I**.

4. Out of 65 items, 20 items are being monitored on monthly basis during the period 2013-14 against the targets fixed at the beginning of financial year by the Central Nodal Ministries and State Governments (information in respect of 16 items is being collected from various States/ UTs and for remaining 4 items from the concerned Central Nodal Ministries) (**Appendix-2&3**). The remaining items under TPP-2006 are being monitored on annual basis as the information in respect of these items is made available by the concerned Central Nodal Ministries only on annual basis. These 65 items consist of 162 identified parameters. However, for the purpose of monthly performance, 20 identified parameters have been taken (**Appendix-4**).

5. Some of the schemes/programmes are yet to be operationalised by the Central Nodal Ministries concerned. These items will be monitored only after the schemes come into existence and their frequency of monitoring will also be decided later. The details of such items are available at **Appendix-5**.

6. The monitoring mechanism for TPP-2006 has been widened by including Block level monitoring in addition to District, State and Central level monitoring. Most of the States/Union Territories have constituted Block, District and State level monitoring committees. At the Centre, the progress of individual items is monitored and reviewed by the Departments/Ministries concerned. The Ministry of Statistics & Programme Implementation (MOSPI) monitors the programme/ schemes covered under TPP-2006 on the basis of performance reports received from State Governments and Central Nodal Ministries.

Twenty Point Programme – 2006

List of Twenty Points

1. Garibi Hatao [Poverty Eradication]
2. Jan Shakti [Power to People]
3. Kisan Mitra [Support to Farmers]
4. Shramik Kalyan [Labour Welfare]
5. Khadya Suraksha [Food Security]
6. Subke Liye Aawas [Housing for All]
7. Shudh Peya Jal [Clean Drinking Water]
8. Jan Jan Ka Swasthya [Health for All]
9. Sabke Liye Shiksha [Education for All]
10. Anusuchit Jaati, Jan Jaati, Alp-sankhyak evam Anya Pichhra Varg Kalyan [Welfare of Scheduled Castes, Scheduled Tribes, Minorities and OBCs]
11. Mahila Kalyan [Women Welfare]
12. Bal Kalyan [Child Welfare]
13. Yuva Vikas [Youth Development]
14. Basti Sudhar [Improvement of Slums]
15. Paryavaran Sanrakshan evam Van Vridhi [Environment Protection and Afforestation]
16. Samajik Suraksha [Social Security]
17. Grameen Sadak [Rural Roads]
18. Grameen Oorja [Energization of Rural Area]
19. Pichhara Kshetra Vikas [Development of Backward Areas]
20. e- Shasan [IT enabled e-Governance]

Twenty Point Programme – 2006

Monthly Monitored Items

1. Employment Generation under *Mahatma Gandhi National Rural Employment Guarantee Scheme (MGNREGA)*
2. Swaranjayanti Gram Swarojgar Yojana (SGSY)
3. ***Self help Groups:***
 - (i) Self help Groups formed under SGSY
 - (ii) SHGs to whom income generating activities provided under SGSY
4. Distribution of Waste land to landless
5. Minimum Wages Enforcement (including Farm Labour)
6. ***Food Security:***
 - (i) Targeted Public Distribution System (TPDS) for AAY, APL& BPL,
 - (ii) TPDS for Antyodaya Anna Yojana (AAY) only
 - (iii) TPDS for Below Poverty Line (BPL) only
7. Rural Housing for Indira Awaas Yojana (IAY)
8. EWS/LIG Houses in Urban Areas
9. ***Rural Areas-*** National Rural Drinking Water Programme- (NRDWP)
 - (i) Coverage of Habitations (Partially Covered & Slipped back)- (*NRDWP*)
 - (ii) Coverage of water quality affected habitations – (*NRDWP*)
10. Sanitation Programme in Rural Areas
11. Institutional Delivery
12. SC Families assisted
13. Universalisation of ICDS Scheme
14. Functional Anganwadis
15. Number of Urban Poor Families assisted under Seven Point Charter viz. land tenure, housing at affordable cost, water, sanitation, health, education, and social security.
16. ***Afforestation:***
 - (a) Area covered under Plantation on - Public and Forest Lands
 - (b) Number of Seedlings planted on -Public and Forest Lands
17. Rural Roads constructed under Prime Minister Grameen Sadak Yojana (PMGSY)
18. Village electrified under Rajiv Gandhi Grameen Vidyutikaran Yojana (RGGVY)
19. Energising Pump sets
20. Supply of Electricity

STATUS OF RECEIPT OF TARGETS FOR MONTHLY MONITORED ITEMS UNDER TPP-2006

Item No.	Name of the item	Parameter	Parameters/ indicators	Whether State-wise targets fixed by the concerned Administrative Ministries	Whether targets have been received	Nodal Ministry
1	Employment Generation under Mahatma Gandhi National Rural Employment Guarantee Scheme	-	(i) No. of job card issued (ii) Employment generated (iii) Wages given	Targets not fixed * by Administrative Ministry	-	Ministry of Rural Development
2	Swaranjayanti Gram Swarojgar Yojana (SGSY)/NRLM	1	Individual Swarozgaries Assisted (i) Total (ii) SC (iii) ST (iv) Women (v) Disabled person	Targets not received from Administrative Ministry. Previous year targets have been adopted	No	-do-
3	Self Help Groups	2	SHGs under SGSY - SHG formed - SHG to whom income generating activities provided	Targets not fixed * by Administrative Ministry Targets not received from Administrative Ministry. Previous year targets have been adopted	- No	-do- -do-
4	Distribution of Waste land to the landless	-	Waste Land distributed (i) Total (ii) SC (iii)ST (iv) Others	Targets not fixed * by Administrative Ministry	-	-do-
5	Minimum Wages Enforcement (including Farm Labour)	-	(a)Agriculture and Farm workers (i) Inspections made (ii) Irregularities detected (iii) Irregularities rectified (iv) Claims filed (v) claims settled (vi) Prosecution cases pending (vii) Prosecution cases filed (viii) Prosecution cases decided (b) others	Targets not fixed * by Administrative Ministry	-	Ministry of Labour & Employment

Item No.	Name of the item	Parameter	Parameters/ indicators	Whether State-wise targets fixed by the concerned Administrative Ministries	Whether targets have been received	Nodal Ministry
6	Food Security: (i) Targeted Public Distribution System (AAY+APL+BPL) (ii) Antyodaya Anna Yojana (AAY) (iii) Below Poverty Line (BPL)	3 4 5	Allocation of Food Grains to States/UTs Allocation of Food Grains to States/UTs Allocation of Food Grains to States/UTs	Targets fixed & received from Administrative Ministry -do- -do-	Yes Yes Yes	Ministry of Consumer Affairs, Food & Public Distribution -do- -do-
7	Rural Housing - Indira Awaas Yojana (IAY)	6	Houses constructed	Targets fixed & received from Administrative Ministry	Yes	Ministry of Rural Development
8	EWS/LIG Houses in Urban Areas	7	Houses constructed	Targets fixed and received from Administrative Ministry.	Yes	M/o Housing and Urban Poverty Alleviation
9	Rural Areas - National Rural Drinking Water Programme -(NRDWP)	8 9	(i) Coverage of Habitations (Partially Covered & Slipped back)- (NRDWP) (ii) Coverage of water quality affected habitations – (NRDWP)	Targets fixed & received from Administrative Ministry -do-	Yes Yes	Ministry of Drinking Water and Sanitation -do-
10.	Sanitation Programme in Rural Areas	-	Individual Household latrines constructed	Targets not fixed * by Administrative Ministry	-	Ministry of Drinking Water and Sanitation
11.	Institutional Delivery	-	Delivery in Institutions	Targets not fixed * by Administrative Ministry	-	Ministry of Health & Family Welfare
12.	SC Families Assisted	10	(i) SC Families assisted under SCA to SCSP & NSFDC (ii) SC Students assisted under Post Matric Scholarship	Targets fixed & received from Administrative Ministry -do-	Yes	M/o Social Justice and Empowerment
13.	Universalisation of ICDS Scheme	11	ICDS Blocks Operational (Cumulative)	Targets fixed & received from Administrative Ministry	Yes	Ministry of Women and Child Development

Item No.	Name of the item	Parameter	Parameters/ indicators	Whether State-wise targets fixed by the concerned Administrative Ministries	Whether targets have been received	Nodal Ministry
14.	Functional Anganwadis	12	Anganwadis Functional (cumulative)	Targets fixed & received from Administrative Ministry	Yes	Ministry of Women and Child Development
15.	Number of Urban poor families assisted under seven point charter viz. land tenure, housing at affordable cost, water, sanitation, health, education, and social security.	13	Poor Families assisted	Targets fixed and received from Administrative Ministry.	Yes	M/o Housing and Urban Poverty Alleviation
16	Afforestation: (a) Area Covered under Plantation on - Public and Forest Lands (b) Number of Seedlings planted on -Public and Forest Lands	14	(a) Area Covered under Plantation on - Public and Forest Lands	Targets fixed & received from Administrative Ministry	Yes	Ministry of Environment and Forest
		15	(b)Number of Seedlings	Targets fixed & received from Administrative Ministry	Yes	do
17.	Rural Roads – PMGSY	16	Length of Road constructed	Targets fixed & received from Administrative Ministry	Yes	Ministry of Rural Development
18.	Rajiv Gandhi Grameen Vidyutikaran Yojana (RGGVY)	17	Villages electrified	Targets fixed & received from Administrative Ministry	Yes	Ministry of Power
19.	Energising Pump sets	18	Pumpsets Energised	Targets not received from Administrative Ministry/States. Previous year targets have been adopted	Targets of 08 States have been received so far	-do-
20	Supply of Electricity	19	Electricity demanded	Targets fixed & received from Administrative Ministry	Yes	-do-

** The items where Administrative Ministries have not fixed State-wise targets are not monitored for performance analysis. These items are normally demand driven and are accordingly monitored for actual achievements only.*

Reminders were sent to the Administrative Ministry to provide targets for 2013-14.

Twenty Point Programme – 2006

Items/Parameters identified for appraisal

For the purpose of monthly appraisal, the performance of States under TPP-2006 is evaluated on the following 20 Parameters, contained in 15 Items and as per State/UT wise targets fixed by the Central Administrative Ministries.

Items	Para- meters	Description of Item
1	1	Total no. of Individual Swarozgaries assisted under SGSY
2	2	SHGs to whom income generating activities provided under SGSY
3	-	Food Security:
	3	(i) Targeted Public Distribution System (TPDS) for AAY, APL & BPL,
	4	(ii) TPDS for Antyodaya Anna Yojana (AAY) only
	5	(iii) TPDS for Below Poverty Line (BPL) only
4	6	Rural Housing under Indira Awaas Yojana (IAY)
5	7	EWS/LIG Houses in Urban Areas
6	-	Rural Areas: National Rural Drinking Water Programme -(NRDWP)
	8	(i) Coverage of Habitations (Partially Covered & Slipped back)- (NRDWP)
	9	(ii) Coverage of Water Quality Affected Habitations – (NRDWP)
7	-	SC Families assisted
	10	(i) SC families assisted under SCA to SCSP & NSFDC
	11	(ii) SC students assisted under post matric scholarship
8	12	Universalisation of ICDS Scheme
9	13	Functional Anganwadis
10.	14	Number of urban poor families assisted under Seven Point Charter viz. land tenure, housing at affordable cost, water, sanitation, health, education, and social security.
11	-	Afforestation:
	15	(i) Area covered under Plantation on- Public and Forest Lands
	16	(ii) Number of Seedlings planted on- Public and Forest Lands
12	17	Rural Roads constructed under Prime Minister Grameen Sadak Yojana (PMGSY)
13	18	Village electrified under Rajiv Gandhi Grameen Vidyutikaran Yojana (RGGVY)
14	19	Energising Pump sets and
15	20	Supply of Electricity

List of items where the concerned schemes are yet to be operationalised

(i) ***Quick and inexpensive justice–Gram Nyayalayas and Nyaya Panchayats¹***: Ministry of Panchayati Raj is consulting Central Ministries and States/UT Governments regarding draft bill on Nyaya Panchayats.

(ii) ***Sports for all in Rural and Urban Areas²***: The scheme titled “Nagar Palika Yuva Krida Aur Khel Abhiyan” for the development of sports infrastructure in urban areas is yet to be approved.

1. when operationalise it will be monitored under Point No. 2 *Jan Shakti (Power to People)* (Item 6)
2. when operationalise it will be monitored under Point No 13 *Yuva Vikas (Youth Development)* (Item 47)

PART - I

TWENTY POINT PROGRAMME - 2006

OVERALL PERFORMANCE ANALYSIS

Twenty Point Programme-2006

Progress Report* – (April - November 2013)

This monthly progress report of Twenty Point Programme-2006 consists of two parts: **Part-I** contains an analysis of the overall performance, whereas **Part-II** deals with item-wise performance.

2. The report is compiled on the basis of data received from the Central Nodal Ministries and State Governments/UT Administrations. The data is received either through web enabled software developed by National Informatics Centre (NIC) Cell in this Ministry or through fax/e-mail/post. The processing of data has been done in association with NIC Cell.
3. The analysis for the period **April-November 2013** shows that the performance under **seventeen items** has been **‘Very Good’** (90% or above the targets). These items are:
 - (i) Food Security: Targeted Public Distribution System only for AAY
 - (ii) Individual Swarozgaries assisted under SGSY
 - (iii) Urban Poor Families assisted under Seven Point Charter
 - (iv) Pumpsets energized
 - (v) SHGs provided Income Generating Activities under SGSY
 - (vi) Seedlings planted (Public and Forest Lands)
 - (vii) SC Families assisted under SCA to SCSP & NSFDC
 - (viii) Area covered under Plantation (Public & Forest Lands)
 - (ix) Food Security: Targeted Public Distribution System only for BPL
 - (x) Villages electrified under Rajiv Gandhi Grameen Vidyutikaran Yojana
 - (xi) Houses constructed under EWS/LIG
 - (xii) ICDS Blocks operational (Cum.)
 - (xiii) Road constructed under Prime minister Grameen Sadak Yojana (PMGSY)
 - (xiv) Houses constructed under Indira Aawas Yojana (IAY)
 - (xv) Anganwadis Functional (Cum.)
 - (xvi) Supply of Electricity
 - (xvii) Food Security: Targeted Public Distribution System for (APL+ BPL+AAY)
4. There is no item(s) in the category of **‘Good’** (80% to 90% of target).
5. The performance of **three items** has been **‘Poor’** (below 80% of target). These items are:
 - (i) Habitations Covered (partially & Slipped Back) – NRDWP
 - (ii) Coverage of water quality affected habitations – NRDWP
 - (iii) SC students assisted under post matric scholarship
6. Some of items under TPP-2006 namely *Mahatma Gandhi National Rural Employment Guarantee Scheme (MGNREGS)*, *Self help Groups formed under SGSY*, *Sanitation Programme in Rural Area* and *Institutional Delivery* are demand driven and no targets are assigned by concerned nodal Ministries whereas for items like *Distribution of Wasteland to the landless* and *Minimum Wages Enforcement (including Farm Labour)*, concerned administrative Ministries are not in position to provide State/UT-wise targets; as such all these items are being monitored on monthly basis without any targets. The item ‘SC families assisted’ has been bifurcated and w.e.f. September 2013 is monitored on two parameters. In items where quarterly/ annual targets have been provided by the Ministries concerned, monthly targets have been worked out on prorata basis.

* Based on monthly monitored 20 Parameters.

HIGHLIGHTS OF PERFORMANCE

Sl. No.	Item	Achievement for April-November 2013
1- Employment Generated under MGNREGS.		
	(i) No. of Job cards issued	20.21 lakh *
	(ii) Employment generated	125.32 crore mandays
	(iii) Wages given	Rs.17276.75 crore
2- Swaranjayanti Gram Swarozgar Yojana (SGSY)		
	No. of Individual Swarozgaries assisted	2.06.070
3- Self help Groups		
	(i) No. of SHG formed	1,24,730
	(ii) No. of SHG to whom income generating activities provided under SGSY	2,01,015
4- Distribution of waste land to the landless		
	Land distributed	42,223 hectare
5- Minimum Wages Enforcement (Including Farm Labour)		
	(i) No. of Inspections made	66
	(ii) No. of Irregularities detected	0
	(iii) No. of Irregularities rectified	0
	(iv) No. of Claims filed	0
	(v) No. of Claims settled	0
	(vi) No. of Prosecution cases pending	14
	(vii) No. of Prosecution cases filed	0
	(viii) No. of Prosecution cases decided	10
6- Food Security: (i) TPDS (ii) AAY (iii) BPL		
	(i) Food Security: Targeted Public Distribution System (TPDS)	300.69 lakh tonnes
	(ii) Food Security: Antyodaya Anna Yojana (AAY)	300.69 lakh tonnes
	(iii) Food Security: Below Poverty Line (BPL)	115.51 lakh tonnes
7- Rural Housing-Indira Awaas Yojana		
	No. of Houses constructed	10.62 lakh
8- EWS/LIG Houses in Urban Areas		
	No. of Houses constructed	66,860

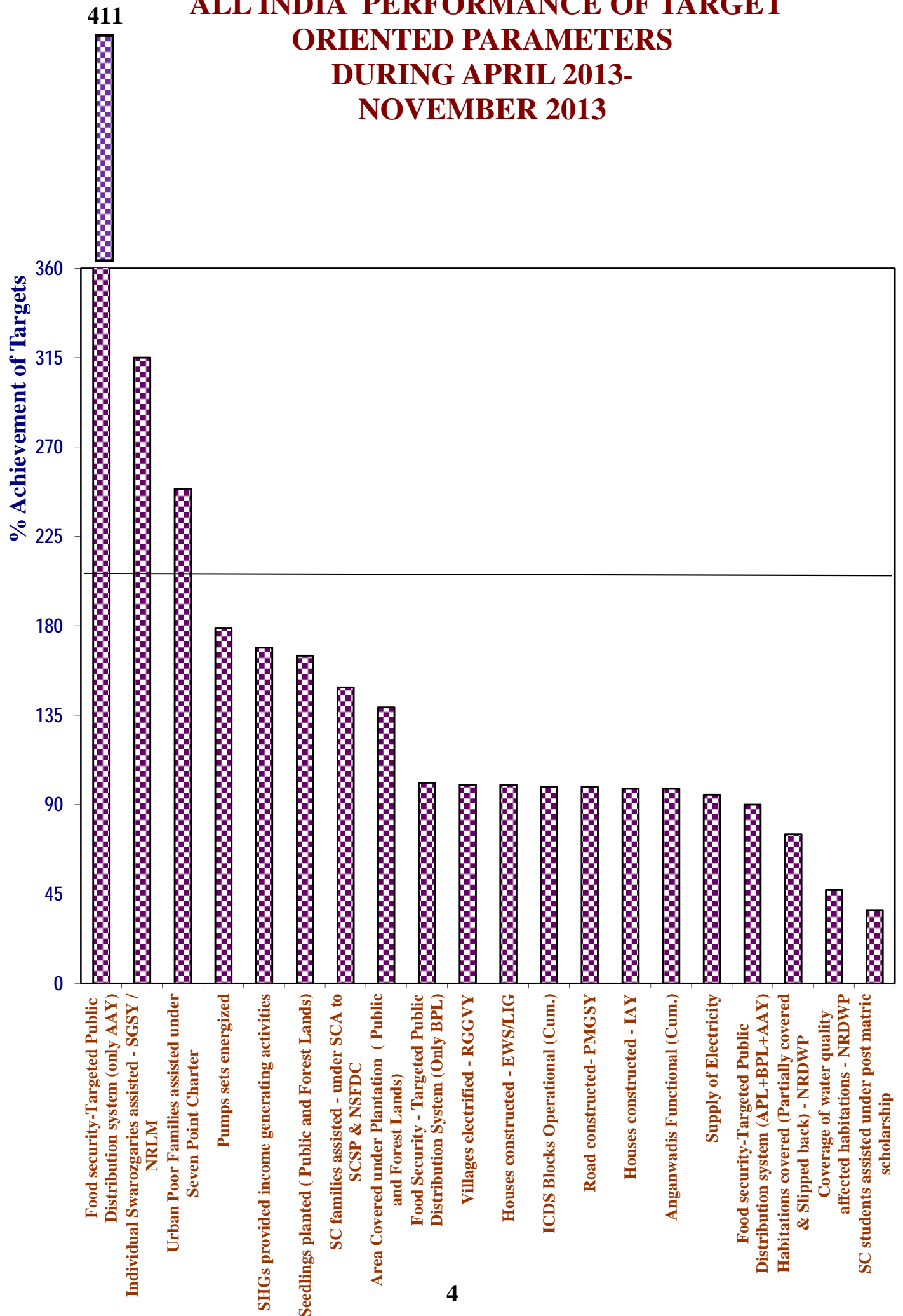
Contd.....

Sl. No.	Item	Achievement for April-November 2013
9- Rural Areas. - National Rural Drinking Water Programme-(NRDWP)		
	(i) Coverage of Habitations (Partially covered & Slipped back)- (NRDWP)	42,066
	(ii) Coverage of Water Quality Affected Habitations – (NRDWP)	5,782
10- Sanitation Programme in Rural Areas		
	No. of Individual household latrines constructed	30.57 lakh
11- Institutional Delivery		
	No. of Deliveries in Institutions	106.68 lakh
12- SC Families Assisted		
	(i) No. of SC Families assisted under SCA to SCSP & NSFDC	8.83 lakh
	(ii) No. of SC Students assisted under post matric scholarship	12.50 lakh
13- Universalisation of ICDS Schemes		
	No. of ICDS Blocks Operational (Cum.)	6,967
14- Functional Anganwadis		
	No. of Anganwadis Functional (Cum.)	13.28 lakh
15- Number of Urban poor families assisted under Seven Point Charter viz. land tenure, housing at affordable cost, water, sanitation, health, education, and social security.		
	No. of Poor Families assisted	2.48 lakh
16- Afforestation:		
	(i) Area covered under Plantation (Public and Forest Lands)	13,77,716 hectares
	(ii) No. of Seedlings planted (Public and Forest Lands)	106.03 crore
17- Rural Road- Prime Minister Grameen Sadak Yojana (PMGSY)		
	Length of Road constructed	12,430 Kms
18- Rajiv Gandhi Grameen Vidyutikaran Yojana (RGGVY)		
	No. of Villages electrified	1,846
19- Energized Pumps sets		
	No. of Pumps sets energized	3,80,830
20- Supply of Electricity		
	Electricity supplied	6.30 lakh Million Units(MU)

Note:- * Some of States are reporting cumulative performance since inception. These are now reconciled with the performance figures supplied by M/o Rural Development to set performance targets during April 2013- November 2013.

Progress report of Four States i.e. Arunachal Pradesh, Jharkhand, Mizoram and Nagaland was not received till due date for the period being reported.

ALL INDIA PERFORMANCE OF TARGET ORIENTED PARAMETERS DURING APRIL 2013- NOVEMBER 2013



ACHIEVEMENT HIGHLIGHTS

PERFORMANCE DURING April to November 2013

The cumulative performance during April to November 2013 has been "Very Good" for 17 item(s), "Good" for 0 item(s), and "Poor" for 3 item(s).

A. "Very Good" Performance (90% or above of targets)

<u>S.No.</u>	<u>Items</u>	<u>% Achievement</u>
1	Food security-Targeted Public Distribution system (only AAY)	411
2	Individual Swarozgaries assisted - SGSY / NRLM	315
3	Urban Poor Families assisted under Seven Point Charter	249
4	Pumps sets energized	179
5	SHGs provided income generating activities	169
6	Seedlings planted (Public and Forest Lands)	165
7	SC families assisted - under SCA to SCSP & NSFDC	149
8	Area Covered under Plantation (Public and Forest Lands)	139
9	Food Security - Targeted Public Distribution System (Only BPL)	101
10	Villages electrified - RGGVY	100
11	Houses constructed - EWS/LIG	100
12	ICDS Blocks Operational (Cum.)	99
13	Road constructed- PMGSY	99
14	Houses constructed - IAY	98
15	Anganwadis Functional (Cum.)	98
16	Supply of Electricity	95
17	Food security-Targeted Public Distribution system (APL+BPL+AAY)	90

B. "Good" Performance (80% to 90%)

C. Areas of concern-where the performance is below 80%

18	Habitations covered (Partially covered & Slipped back) - NRDWP	75
19	Coverage of water quality affected habitations - NRDWP	47
20	SC students assisted under post matric scholarship	37

Table - A**Targets for 2013-2014 & April to November 2013 and achievements during the period April to November 2013****ALL INDIA PERFORMANCE**

Sl. No.	Item Description	Units	Targets		Achievements	% Achievements of Targets during April -November 2013
			2013-2014	April - November 2013	April - November 2013	
1	Individual Swarozgaries assisted - SGSY / NRLM	Number	98,101	65,353	2,06,070	315
2	SHGs provided income generating activities	Number	1,78,937	1,19,250	2,01,015	169
3	Food Security:Targeted Public Ditrubution System(TPDS)	Tonnes	-	3,32,86,588	3,00,69,807	90
4	Food Security:Antodaya Anna Yojana(AAY)	Tonnes	-	73,11,374	3,00,69,807	411
5	Food Security:Targeted Public Ditrubution System (Only BPL)	Tonnes	-	1,14,42,367	1,15,51,113	101
6	Houses constructed - IAY	Number	24,80,715	10,78,690	10,61,500	98
7	Houses constructed - EWS/LIG	Number	1,00,002	66,658	66,860	100
8	Habitations covered (Partially covered & Slipped back) - NRDWP	Number	1,16,493	55,910	42,066	75
9	Coverage of water quality affected habitations - NRDWP	Number	25,345	12,181	5,782	47
10	SC families assisted - under SCA to SCSP & NSFDC	Number	9,63,006	5,93,867	8,82,886	149
11	SC families assisted - SC students assisted under post matric scholarship	Number	55,00,827	33,92,180	12,50,475	37
12	ICDS Blocks Operational (Cum.)	Number	7,045	7,045	6,967	99
13	Anganwadis Functional (Cum.)	Number	13,52,078	13,52,078	13,28,059	98
14	Urban Poor Families assisted under Seven Point Charter	Number	1,50,000	99,963	2,48,471	249
15	Area Covered under Plantation (Public and Forest Lands)	Hectares	14,82,375	9,88,203	13,77,716	139
16	Seedlings planted (Public and Forest Lands)	Number	96,34,98,000	64,23,31,949	1,06,03,13,272	165
17	Road constructed- PMGSY	Kilometer	26,950	12,577	12,430	99
18	Villages electrified - RGGVY	Number	3,300	1,850	1,843	100
19	Pumps sets energized	Number	3,22,383	2,13,223	3,80,830	179
20	Electricity supplied	Million Units	-	6,59,919	6,29,550	95

Table - B

STATE-WISE PERFORMANCE DURING April to November 2013 (PERCENT ACHIEVEMENT)

S.No.	Description	ALL INDIA	AP	ARP	AS	BI	CHHA.	DELHI	GOA
1	Individual Swarozgaries assisted - SGSY / NRLM	315	948	0	0	1,768	0	NA	66
2	SHGs provided income generating activities	169	2,857	0	0	0	92	NA	73
3	Food security-Targeted Public Distribution system (APL+BPL+AAY)	90	71	98	95	100	98	90	105
4	Food security-Targeted Public Distribution system (only AAY)	411	417	622	606	351	402	536	1,081
5	Food Security - Targeted Public Distribution System (Only BPL)	101	79	100	99	109	100	91	111
6	Houses constructed - IAY	98	70	0	60	176	58	NA	154
7	Houses constructed - EWS/LIG	100	189	96	0	73	272	48	NA
8	Habitations covered (Partially covered & Slipped back) - NRDWP	75	100	42	54	59	58	NA	NA
9	Coverage of water quality affected habitations - NRDWP	47	98	27	40	52	21	NA	NA
10	SC families assisted - under SCA to SCSP & NSFDC	149	0	NA	50	2,612	1	938	0
11	SC students assisted under post matric scholarship	37	NR	NA	0	NR	440	0	NR
12	ICDS Blocks Operational (Cum.)	99	103	98	100	100	100	100	100
13	Anganwadis Functional (Cum.)	98	100	99	100	100	90	99	100
14	Urban Poor Families assisted under Seven Point Charter	249	431	0	53	NA	0	0	NA
15	Area Covered under Plantation (Public and Forest Lands)	139	129	2	0	300	126	84	103
16	Seedlings planted (Public and Forest Lands)	165	155	2	0	2	173	84	267
17	Road constructed- PMGSY	99	28	127	201	81	60	NA	NA
18	Villages electrified - RGGVY	100	NA	70	46	210	27	NA	NA
19	Pumps sets energized	179	241	NA	NA	197	76	NA	78
20	Supply of Electricity	95	92	93	94	95	99	100	99

NA - Not Applicable NR - Not Reported

Table - B(Contd.)

STATE-WISE PERFORMANCE DURING April to November 2013 (PERCENT ACHIEVEMENT)

S.No.	Description	ALL INDIA	GUJ	HRY	HP	J&K	JHAR.	KAR	KER
1	Individual Swarozgaries assisted - SGSY / NRLM	315	NR	0	NR	92	47	20	NR
2	SHGs provided income generating activities	169	NR	0	NR	2	24	11	NR
3	Food security-Targeted Public Distribution system (APL+BPL+AAV)	90	71	60	97	104	78	99	100
4	Food security-Targeted Public Distribution system (only AAV)	411	436	174	470	731	275	509	588
5	Food Security - Targeted Public Distribution System (Only BPL)	101	101	94	84	100	103	97	101
6	Houses constructed - IAY	98	121	42	3	78	104	142	173
7	Houses constructed - EWS/LIG	100	196	207	NR	NR	119	534	43
8	Habitations covered (Partially covered & Slipped back) - NRDWP	75	270	80	125	80	98	117	28
9	Coverage of water quality affected habitations - NRDWP	47	110	67	NA	0	8	42	15
10	SC families assisted - under SCA to SCSP & NSFDC	149	692	434	300	86	801	222	171
11	SC students assisted under post matric scholarship	37	107	13	0	NR	NR	66	102
12	ICDS Blocks Operational (Cum.)	99	100	100	100	100	96	100	100
13	Anganwadis Functional (Cum.)	98	101	100	100	100	100	100	100
14	Urban Poor Families assisted under Seven Point Charter	249	294	422	NR	NR	110	92	244
15	Area Covered under Plantation (Public and Forest Lands)	139	126	102	100	27	23	155	78
16	Seedlings planted (Public and Forest Lands)	165	136	130	100	23	57	222	88
17	Road constructed- PMGSY	99	506	31	162	110	71	338	106
18	Villages electrified - RGGVY	100	NA	NA	0	33	35	NA	NA
19	Pumps sets energized	179	166	110	167	NA	9	230	71
20	Supply of Electricity	95	100	99	97	77	98	89	97

NA - Not Applicable NR - Not Reported

Table - B(Contd.)

STATE-WISE PERFORMANCE DURING April to November 2013 (PERCENT ACHIEVEMENT)

S.No.	Description	ALL INDIA	MP	MAH	MANI	MEGH	MIZ	NAGA	ODIS.
1	Individual Swarozgaries assisted - SGSY / NRLM	315	37	2	NR	0	0	NR	0
2	SHGs provided income generating activities	169	27	44	NR	0	0	NR	0
3	Food security-Targeted Public Distribution system (APL+BPL+AAY)	90	101	90	100	99	97	110	94
4	Food security-Targeted Public Distribution system (only AAY)	411	415	413	642	635	624	701	389
5	Food Security - Targeted Public Distribution System (Only BPL)	101	129	99	103	99	95	107	100
6	Houses constructed - IAY	98	49	63	69	57	58	0	84
7	Houses constructed - EWS/LIG	100	86	136	NR	0	0	NR	0
8	Habitations covered (Partially covered & Slipped back) - NRDWP	75	111	53	46	17	115	620	140
9	Coverage of water quality affected habitations - NRDWP	47	25	43	NA	33	NA	57	57
10	SC families assisted - under SCA to SCSP & NSFDC	149	265	40	NA	NA	NA	NA	55
11	SC students assisted under post matric scholarship	37	NR	28	NR	0	NA	NA	NR
12	ICDS Blocks Operational (Cum.)	99	100	100	100	100	100	100	100
13	Anganwadis Functional (Cum.)	98	100	90	93	100	100	100	99
14	Urban Poor Families assisted under Seven Point Charter	249	48	101	NR	24	0	NR	58
15	Area Covered under Plantation (Public and Forest Lands)	139	158	189	215	450	145	639	96
16	Seedlings planted (Public and Forest Lands)	165	158	250	194	4	140	688	178
17	Road constructed- PMGSY	99	56	118	399	183	318	248	77
18	Villages electrified - RGGVY	100	1,360	NA	0	37	33	27	52
19	Pumps sets energized	179	483	NA	NA	NA	NA	NA	237
20	Supply of Electricity	95	100	98	95	91	97	98	98

NA - Not Applicable NR - Not Reported

Table - B(Contd.)

STATE-WISE PERFORMANCE DURING April to November 2013 (PERCENT ACHIEVEMENT)

S.No.	Description	ALL INDIA	PUDU	PUN	RAJ	SIK	TN	TRI	UTTA.
1	Individual Swarozgaries assisted - SGSY / NRLM	315	NR	0	NR	0	0	NR	6
2	SHGs provided income generating activities	169	0	10	NR	0	0	0	11
3	Food security-Targeted Public Distribution system (APL+BPL+AAY)	90	76	65	97	104	87	105	99
4	Food security-Targeted Public Distribution system (only AAY)	411	339	714	228	666	413	671	633
5	Food Security - Targeted Public Distribution System (Only BPL)	101	82	96	100	101	107	109	100
6	Houses constructed - IAY	98	4	28	57	0	23	0	39
7	Houses constructed - EWS/LIG	100	4	0	65	47	135	517	0
8	Habitations covered (Partially covered & Slipped back) - NRDWP	75	0	62	127	31	59	1,573	102
9	Coverage of water quality affected habitations - NRDWP	47	0	6	81	NA	21	65	0
10	SC families assisted - under SCA to SCSP & NSFDC	149	211	1	29	888	37	4	102
11	SC students assisted under post matric scholarship	37	0	208	121	NR	48	0	0
12	ICDS Blocks Operational (Cum.)	99	100	100	100	100	100	100	100
13	Anganwadis Functional (Cum.)	98	100	100	98	100	99	100	93
14	Urban Poor Families assisted under Seven Point Charter	249	0	64	162	2,871	150	6,403	71
15	Area Covered under Plantation (Public and Forest Lands)	139	127	209	175	20	134	116	153
16	Seedlings planted (Public and Forest Lands)	165	227	257	186	22	134	116	266
17	Road constructed- PMGSY	99	NA	468	167	82	155	115	70
18	Villages electrified - RGGVY	100	NA	NA	56	NA	NA	0	NA
19	Pumps sets energized	179	219	127	313	NA	81	NA	283
20	Supply of Electricity	95	99	98	100	100	93	95	96

NA - Not Applicable NR - Not Reported

Table - B(Contd.)

STATE-WISE PERFORMANCE DURING April to November 2013 (PERCENT ACHIEVEMENT)

S.No.	Description	ALL INDIA	UP	WB	A&N	CHND.	D&N	D&D	LAKSH
1	Individual Swarozgaries assisted - SGSY / NRLM	315	0	461	200	NA	60	0	0
2	SHGs provided income generating activities	169	0	74	75	NA	75	0	0
3	Food security-Targeted Public Distribution system (APL+BPL+AAAY)	90	92	92	0	65	127	12	19
4	Food security-Targeted Public Distribution system (only AAAY)	411	388	569	0	3,818	607	105	174
5	Food Security - Targeted Public Distribution System (Only BPL)	101	100	93	0	96	113	23	116
6	Houses constructed - IAY	98	68	80	22	NA	2	0	17
7	Houses constructed - EWS/LIG	100	2	65	NA	0	NA	0	NA
8	Habitations covered (Partially covered & Slipped back) - NRDWP	75	3	105	NA	NA	NA	NA	NA
9	Coverage of water quality affected habitations - NRDWP	47	0	102	NA	NA	NA	NA	NA
10	SC families assisted - under SCA to SCSP & NSFDC	149	38	303	NA	113	NA	NA	NA
11	SC students assisted under post matric scholarship	37	NR	NR	NA	NA	NA	NA	NA
12	ICDS Blocks Operational (Cum.)	99	97	90	100	100	100	100	100
13	Anganwadis Functional (Cum.)	98	98	100	100	100	100	98	100
14	Urban Poor Families assisted under Seven Point Charter	249	10	1,461	NA	16	NA	0	NA
15	Area Covered under Plantation (Public and Forest Lands)	139	145	74	75	247	139	117	117
16	Seedlings planted (Public and Forest Lands)	165	175	146	78	151	349	663	131
17	Road constructed- PMGSY	99	75	78	NA	NA	NA	NA	NA
18	Villages electrified - RGGVY	100	NA	0	NA	NA	NA	NA	NA
19	Pumps sets energized	179	40	403	NA	NA	0	62	NA
20	Supply of Electricity	95	86	100	75	100	100	100	100

NA - Not Applicable NR - Not Reported

Table - C

Items in which the States/UTs performance is Very Good (90% and above),
Good (80% to 90%) and Poor (below 80%) during the period
April to November 2013

1. ANDHRA PRADESH

Very Good

Individual Swarozgaries assisted - SGSY / NRLM, SHGs provided income generating activities, Food Security:Antodaya Anna Yojana(AAY), Houses constructed - EWS/LIG, Habitations covered (Partially covered & Slipped back) - NRDWP, Coverage of water quality affected habitations - NRDWP, ICDS Blocks Operational (Cum.), Anganwadis Functional (Cum.), Urban Poor Families assisted under Seven Point Charter, Area Covered under Plantation (Public and Forest Lands), Seedlings planted (Public and Forest Lands), Pumps sets energized, Electricity supplied

Poor

Food Security:Targeted Public Distribution System(TPDS), Food Security:Targeted Public Distribution System (Only BPL), Houses constructed - IAY, SC families assisted - under SCA to SCSP & NSFDC, SC families assisted - SC students assisted under post matric scholarship, Road constructed- PMGSY

2. ARUNACHAL PRADESH

Very Good

Food Security:Targeted Public Distribution System(TPDS), Food Security:Antodaya Anna Yojana(AAY), Food Security:Targeted Public Distribution System (Only BPL), Houses constructed - EWS/LIG, ICDS Blocks Operational (Cum.), Anganwadis Functional (Cum.), Road constructed- PMGSY, Electricity supplied

Poor

Individual Swarozgaries assisted - SGSY / NRLM, SHGs provided income generating activities, Houses constructed - IAY, Habitations covered (Partially covered & Slipped back) - NRDWP, Coverage of water quality affected habitations - NRDWP, Urban Poor Families assisted under Seven Point Charter, Area Covered under Plantation (Public and Forest Lands), Seedlings planted (Public and Forest Lands), Villages electrified - RGGVY

3. ASSAM

Very Good

Food Security:Targeted Public Distribution System(TPDS), Food Security:Antodaya Anna Yojana(AAY), Food Security:Targeted Public Distribution System (Only BPL), ICDS Blocks Operational (Cum.), Anganwadis Functional (Cum.), Road constructed- PMGSY, Electricity supplied

Poor

Individual Swarozgaries assisted - SGSY / NRLM, SHGs provided income generating activities, Houses constructed - IAY, Houses constructed - EWS/LIG, Habitations covered (Partially covered & Slipped back) - NRDWP, Coverage of water quality affected habitations - NRDWP, SC families assisted - under SCA to SCSP & NSFDC, SC families assisted - SC students assisted under post matric scholarship, Urban Poor Families assisted under Seven Point Charter, Area Covered under Plantation (Public and Forest Lands), Seedlings planted (Public and Forest Lands), Villages electrified - RGGVY

4. BIHAR

Very Good

Individual Swarozgaries assisted - SGSY / NRLM, Food Security:Targeted Public Distribution System(TPDS), Food Security:Antodaya Anna Yojana(AAY), Food Security:Targeted Public Distribution System (Only BPL), Houses constructed - IAY, SC families assisted - under SCA to SCSP & NSFDC, ICDS Blocks Operational (Cum.), Anganwadis Functional (Cum.), Area Covered under Plantation (Public and Forest Lands), Villages electrified - RGGVY, Pumps sets energized, Electricity supplied

Good

Road constructed- PMGSY

Poor

SHGs provided income generating activities, Habitations covered (Partially covered & Slipped back) - NRDWP, Coverage of water quality affected habitations - NRDWP, SC families assisted - SC students assisted under post matric scholarship, Urban Poor Families assisted under Seven Point Charter, Seedlings planted (Public and Forest Lands), Houses constructed - EWS/LIG

5. CHHATISGARH

Very Good

SHGs provided income generating activities, Food Security:Targeted Public Distribution System(TPDS), Food Security:Antodaya Anna Yojana(AAY), Food Security:Targeted Public Distribution System (Only BPL), Houses constructed - EWS/LIG, SC families assisted - SC students assisted under post matric scholarship, ICDS Blocks Operational (Cum.), Anganwadis Functional (Cum.), Area Covered under Plantation (Public and Forest Lands), Seedlings planted (Public and Forest Lands), Electricity supplied

Poor

Individual Swarozgaries assisted - SGSY / NRLM, Houses constructed - IAY, Habitations covered (Partially covered & Slipped back) - NRDWP, Coverage of water quality affected habitations - NRDWP, SC families assisted - under SCA to SCSP & NSFDC, Urban Poor Families assisted under Seven Point Charter, Road constructed- PMGSY, Villages electrified - RGGVY, Pumps sets energized

6. DELHI

Very Good

Food Security:Targeted Public Distribution System(TPDS), Food Security:Antodaya Anna Yojana(AAY), Food Security:Targeted Public Distribution System (Only BPL), SC families assisted - under SCA to SCSP & NSFDC, ICDS Blocks Operational (Cum.), Anganwadis Functional (Cum.), Electricity supplied

Good

Area Covered under Plantation (Public and Forest Lands), Seedlings planted (Public and Forest Lands)

Poor

Houses constructed - EWS/LIG, SC families assisted - SC students assisted under post matric scholarship, Urban Poor Families assisted under Seven Point Charter

7. GOA

Very Good

Food Security:Targeted Public Distribution System(TPDS), Food Security:Antodaya Anna Yojana(AAY), Food Security:Targeted Public Distribution System (Only BPL), Houses constructed - IAY, ICDS Blocks Operational (Cum.), Anganwadis Functional (Cum.), Area Covered under Plantation (Public and Forest Lands), Seedlings planted (Public and Forest Lands), Electricity supplied

Poor

Individual Swarozgaries assisted - SGSY / NRLM, SHGs provided income generating activities, SC families assisted - under SCA to SCSP & NSFDC, SC families assisted - SC students assisted under post matric scholarship, Pumps sets energized

8. GUJARAT

Very Good

Food Security:Antodaya Anna Yojana(AAY), Food Security:Targeted Public Distribution System (Only BPL), Houses constructed - IAY, Houses constructed - EWS/LIG, Habitations covered (Partially covered & Slipped back) - NRDWP, Coverage of water quality affected habitations - NRDWP, SC families assisted - under SCA to SCSP & NSFDC, SC families assisted - SC students assisted under post matric scholarship, ICDS Blocks Operational (Cum.), Anganwadis Functional (Cum.), Urban Poor Families assisted under Seven Point Charter, Area Covered under Plantation (Public and Forest Lands), Seedlings planted (Public and Forest Lands), Road constructed- PMGSY, Pumps sets energized, Electricity supplied

Poor

Individual Swarozgaries assisted - SGSY / NRLM, SHGs provided income generating activities, Food Security:Targeted Public Distribution System(TPDS)

9. HARYANA

Very Good

Food Security:Antodaya Anna Yojana(AAY), Food Security:Targeted Public Distribution System (Only BPL), Houses constructed - EWS/LIG, SC families assisted - under SCA to SCSP & NSFDC, ICDS Blocks Operational (Cum.), Anganwadis Functional (Cum.), Urban Poor Families assisted under Seven Point Charter, Area Covered under Plantation (Public and Forest Lands), Seedlings planted (Public and Forest Lands), Pumps sets energized, Electricity supplied

Good

Habitations covered (Partially covered & Slipped back) - NRDWP

Poor

Individual Swarozgaries assisted - SGSY / NRLM, SHGs provided income generating activities, Food Security:Targeted Public Distribution System(TPDS), Houses constructed - IAY, Coverage of water quality affected habitations - NRDWP, SC families assisted - SC students assisted under post matric scholarship, Road constructed- PMGSY

10. HIMACHAL PRADESH

Very Good

Food Security:Targeted Public Distribution System(TPDS), Food Security:Antodaya Anna Yojana(AAY), Habitations covered (Partially covered & Slipped back) - NRDWP, SC families assisted - under SCA to SCSP & NSFDC, ICDS Blocks Operational (Cum.), Anganwadis Functional (Cum.), Area Covered under Plantation (Public and Forest Lands), Seedlings planted (Public and Forest Lands), Road constructed-PMGSY, Pumps sets energized, Electricity supplied

Good

Food Security:Targeted Public Distribution System (Only BPL)

Poor

Individual Swarozgaries assisted - SGSY / NRLM, SHGs provided income generating activities, Houses constructed - IAY, Houses constructed - EWS/LIG, SC families assisted - SC students assisted under post matric scholarship, Urban Poor Families assisted under Seven Point Charter, Villages electrified - RGGVY

11. JAMMU AND KASHMIR

Very Good

Individual Swarozgaries assisted - SGSY / NRLM, Food Security:Targeted Public Distribution System(TPDS), Food Security:Antodaya Anna Yojana(AAY), Food Security:Targeted Public Distribution System (Only BPL), ICDS Blocks Operational (Cum.), Anganwadis Functional (Cum.), Road constructed-PMGSY

Good

Habitations covered (Partially covered & Slipped back) - NRDWP, SC families assisted - under SCA to SCSP & NSFDC

Poor

SHGs provided income generating activities, Houses constructed - IAY, Houses constructed - EWS/LIG, Coverage of water quality affected habitations - NRDWP, SC families assisted - SC students assisted under post matric scholarship, Urban Poor Families assisted under Seven Point Charter, Area Covered under Plantation (Public and Forest Lands), Seedlings planted (Public and Forest Lands), Villages electrified - RGGVY, Electricity supplied

12. JHARKHAND

Very Good

Food Security:Antodaya Anna Yojana(AAY), Food Security:Targeted Public Distribution System (Only BPL), Houses constructed - IAY, Houses constructed - EWS/LIG, Habitations covered (Partially covered & Slipped back) - NRDWP, SC families assisted - under SCA to SCSP & NSFDC, ICDS Blocks Operational (Cum.), Anganwadis Functional (Cum.), Urban Poor Families assisted under Seven Point Charter, Electricity supplied

Poor

Individual Swarozgaries assisted - SGSY / NRLM, SHGs provided income generating activities, Food Security:Targeted Public Distribution System(TPDS), Coverage of water quality affected habitations - NRDWP, SC families assisted - SC students assisted under post matric scholarship, Area Covered under Plantation (Public and Forest Lands), Seedlings planted (Public and Forest Lands), Road constructed-PMGSY, Villages electrified - RGGVY, Pumps sets energized

13. KARNATAKA

Very Good

Food Security:Targeted Public Distribution System(TPDS), Food Security:Antodaya Anna Yojana(AAY), Food Security:Targeted Public Distribution System (Only BPL), Houses constructed - IAY, Houses constructed - EWS/LIG, Habitations covered (Partially covered & Slipped back) - NRDWP, SC families assisted - under SCA to SCSP & NSFDC, ICDS Blocks Operational (Cum.), Anganwadis Functional (Cum.), Urban Poor Families assisted under Seven Point Charter, Area Covered under Plantation (Public and Forest Lands), Seedlings planted (Public and Forest Lands), Road constructed- PMGSY, Pumps sets energized

Good

Electricity supplied

Poor

Individual Swarozgaries assisted - SGSY / NRLM, SHGs provided income generating activities, Coverage of water quality affected habitations - NRDWP, SC families assisted - SC students assisted under post matric scholarship

14. KERALA

Very Good

Food Security:Targeted Public Distribution System(TPDS), Food Security:Antodaya Anna Yojana(AAY), Food Security:Targeted Public Distribution System (Only BPL), Houses constructed - IAY, SC families assisted - under SCA to SCSP & NSFDC, SC families assisted - SC students assisted under post matric scholarship, ICDS Blocks Operational (Cum.), Anganwadis Functional (Cum.), Urban Poor Families assisted under Seven Point Charter, Road constructed- PMGSY, Electricity supplied

Good

Seedlings planted (Public and Forest Lands)

Poor

Individual Swarozgaries assisted - SGSY / NRLM, SHGs provided income generating activities, Houses constructed - EWS/LIG, Habitations covered (Partially covered & Slipped back) - NRDWP, Coverage of water quality affected habitations - NRDWP, Area Covered under Plantation (Public and Forest Lands), Pumps sets energized

15. MADHYA PRADESH

Very Good

Food Security:Targeted Public Distribution System(TPDS), Food Security:Antodaya Anna Yojana(AAY), Food Security:Targeted Public Distribution System (Only BPL), Habitations covered (Partially covered & Slipped back) - NRDWP, SC families assisted - under SCA to SCSP & NSFDC, ICDS Blocks Operational (Cum.), Anganwadis Functional (Cum.), Area Covered under Plantation (Public and Forest Lands), Seedlings planted (Public and Forest Lands), Villages electrified - RGGVY, Pumps sets energized, Electricity supplied

Good

Houses constructed - EWS/LIG

Poor

Individual Swarozgaries assisted - SGSY / NRLM, SHGs provided income generating activities, Houses constructed - IAY, Coverage of water quality affected habitations - NRDWP, SC families assisted - SC students assisted under post matric scholarship, Urban Poor Families assisted under Seven Point Charter, Road constructed- PMGSY

16. MAHARASHTRA

Very Good

Food Security:Targeted Public Distribution System(TPDS), Food Security:Antodaya Anna Yojana(AAY), Food Security:Targeted Public Distribution System (Only BPL), Houses constructed - EWS/LIG, ICDS Blocks Operational (Cum.), Anganwadis Functional (Cum.), Urban Poor Families assisted under Seven Point Charter, Area Covered under Plantation (Public and Forest Lands), Seedlings planted (Public and Forest Lands), Road constructed- PMGSY, Electricity supplied

Poor

Individual Swarozgaries assisted - SGSY / NRLM, SHGs provided income generating activities, Houses constructed - IAY, Habitations covered (Partially covered & Slipped back) - NRDWP, Coverage of water quality affected habitations - NRDWP, SC families assisted - under SCA to SCSP & NSFDC, SC families assisted - SC students assisted under post matric scholarship

17. MANIPUR

Very Good

Food Security:Targeted Public Distribution System(TPDS), Food Security:Antodaya Anna Yojana(AAY), Food Security:Targeted Public Distribution System (Only BPL), ICDS Blocks Operational (Cum.), Anganwadis Functional (Cum.), Area Covered under Plantation (Public and Forest Lands), Seedlings planted (Public and Forest Lands), Road constructed- PMGSY, Electricity supplied

Poor

Individual Swarozgaries assisted - SGSY / NRLM, SHGs provided income generating activities, Houses constructed - IAY, Houses constructed - EWS/LIG, Habitations covered (Partially covered & Slipped back) · NRDWP, SC families assisted - under SCA to SCSP & NSFDC, SC families assisted - SC students assisted under post matric scholarship, Urban Poor Families assisted under Seven Point Charter, Villages electrified - RGGVY

18. MEGHALAYA

Very Good

Food Security:Targeted Public Distribution System(TPDS), Food Security:Antodaya Anna Yojana(AAY), Food Security:Targeted Public Distribution System (Only BPL), ICDS Blocks Operational (Cum.), Anganwadis Functional (Cum.), Area Covered under Plantation (Public and Forest Lands), Road constructed- PMGSY, Electricity supplied

Poor

Individual Swarozgaries assisted - SGSY / NRLM, SHGs provided income generating activities, Houses constructed - IAY, Houses constructed - EWS/LIG, Habitations covered (Partially covered & Slipped back) · NRDWP, Coverage of water quality affected habitations - NRDWP, SC families assisted - SC students assisted under post matric scholarship, Urban Poor Families assisted under Seven Point Charter, Seedlings planted (Public and Forest Lands), Villages electrified - RGGVY

19. MIZORAM

Very Good

Food Security:Targeted Public Distribution System(TPDS), Food Security:Antodaya Anna Yojana(AAY), Food Security:Targeted Public Distribution System (Only BPL), Habitations covered (Partially covered & Slipped back) - NRDWP, ICDS Blocks Operational (Cum.), Anganwadis Functional (Cum.), Area Covered under Plantation (Public and Forest Lands), Seedlings planted (Public and Forest Lands), Road constructed- PMGSY, Electricity supplied

Poor

Individual Swarozgaries assisted - SGSY / NRLM, SHGs provided income generating activities, Houses constructed - IAY, Houses constructed - EWS/LIG, Urban Poor Families assisted under Seven Point Charter, Villages electrified - RGGVY

20. NAGALAND

Very Good

Food Security:Targeted Public Distribution System(TPDS), Food Security:Antodaya Anna Yojana(AAY), Food Security:Targeted Public Distribution System (Only BPL), Habitations covered (Partially covered & Slipped back) - NRDWP, ICDS Blocks Operational (Cum.), Anganwadis Functional (Cum.), Area Covered under Plantation (Public and Forest Lands), Seedlings planted (Public and Forest Lands), Road constructed- PMGSY, Electricity supplied

Poor

Individual Swarozgaries assisted - SGSY / NRLM, SHGs provided income generating activities, Houses constructed - IAY, Houses constructed - EWS/LIG, Coverage of water quality affected habitations - NRDWP, Urban Poor Families assisted under Seven Point Charter, Villages electrified - RGGVY

21. ODISHA

Very Good

Food Security:Targeted Public Distribution System(TPDS), Food Security:Antodaya Anna Yojana(AAY), Food Security:Targeted Public Distribution System (Only BPL), Habitations covered (Partially covered & Slipped back) - NRDWP, ICDS Blocks Operational (Cum.), Anganwadis Functional (Cum.), Area Covered under Plantation (Public and Forest Lands), Seedlings planted (Public and Forest Lands), Pumps sets energized, Electricity supplied

Good

Houses constructed - IAY

Poor

Individual Swarozgaries assisted - SGSY / NRLM, SHGs provided income generating activities, Houses constructed - EWS/LIG, Coverage of water quality affected habitations - NRDWP, SC families assisted - under SCA to SCSP & NSFDC, SC families assisted - SC students assisted under post matric scholarship, Urban Poor Families assisted under Seven Point Charter, Road constructed- PMGSY, Villages electrified - RGGVY

22. PUDUCHERRY

Very Good

Food Security:Antodaya Anna Yojana(AAY), SC families assisted - under SCA to SCSP & NSFDC, ICDS Blocks Operational (Cum.), Anganwadis Functional (Cum.), Area Covered under Plantation (Public and Forest Lands), Seedlings planted (Public and Forest Lands), Pumps sets energized, Electricity supplied

Good

Food Security:Targeted Public Distribution System (Only BPL)

Poor

Individual Swarozgaries assisted - SGSY / NRLM, SHGs provided income generating activities, Food Security:Targeted Public Distribution System(TPDS), Houses constructed - IAY, Houses constructed - EWS/LIG, Habitations covered (Partially covered & Slipped back) - NRDWP, Coverage of water quality affected habitations - NRDWP, SC families assisted - SC students assisted under post matric scholarship, Urban Poor Families assisted under Seven Point Charter

23. PUNJAB

Very Good

Food Security:Antodaya Anna Yojana(AAY), Food Security:Targeted Public Distribution System (Only BPL), SC families assisted - SC students assisted under post matric scholarship, ICDS Blocks Operational (Cum.), Anganwadis Functional (Cum.), Area Covered under Plantation (Public and Forest Lands), Seedlings planted (Public and Forest Lands), Road constructed- PMGSY, Pumps sets energized, Electricity supplied

Poor

Individual Swarozgaries assisted - SGSY / NRLM, SHGs provided income generating activities, Food Security:Targeted Public Distribution System(TPDS), Houses constructed - IAY, Houses constructed - EWS/LIG, Habitations covered (Partially covered & Slipped back) - NRDWP, Coverage of water quality affected habitations - NRDWP, SC families assisted - under SCA to SCSP & NSFDC, Urban Poor Families assisted under Seven Point Charter

24. RAJASTHAN

Very Good

Food Security:Targeted Public Distribution System(TPDS), Food Security:Antodaya Anna Yojana(AAY), Food Security:Targeted Public Distribution System (Only BPL), Habitations covered (Partially covered & Slipped back) - NRDWP, SC families assisted - SC students assisted under post matric scholarship, ICDS Blocks Operational (Cum.), Anganwadis Functional (Cum.), Urban Poor Families assisted under Seven Point Charter, Area Covered under Plantation (Public and Forest Lands), Seedlings planted (Public and Forest Lands), Road constructed- PMGSY, Pumps sets energized, Electricity supplied

Good

Coverage of water quality affected habitations - NRDWP

Poor

Individual Swarozgaries assisted - SGSY / NRLM, SHGs provided income generating activities, Houses constructed - IAY, Houses constructed - EWS/LIG, SC families assisted - under SCA to SCSP & NSFDC, Villages electrified - RGGVY

25. SIKKIM

Very Good

Food Security:Targeted Public Distribution System(TPDS), Food Security:Antodaya Anna Yojana(AAY), Food Security:Targeted Public Distribution System (Only BPL), SC families assisted - under SCA to SCSP & NSFDC, ICDS Blocks Operational (Cum.), Anganwadis Functional (Cum.), Urban Poor Families assisted under Seven Point Charter, Electricity supplied

Good

Road constructed- PMGSY

Poor

Individual Swarozgaries assisted - SGSY / NRLM, SHGs provided income generating activities, Houses constructed - IAY, Houses constructed - EWS/LIG, Habitations covered (Partially covered & Slipped back) - NRDWP, SC families assisted - SC students assisted under post matric scholarship, Area Covered under Plantation (Public and Forest Lands), Seedlings planted (Public and Forest Lands)

26. TAMIL NADU

Very Good

Food Security:Antodaya Anna Yojana(AAY), Food Security:Targeted Public Distribution System (Only BPL), Houses constructed - EWS/LIG, ICDS Blocks Operational (Cum.), Anganwadis Functional (Cum.), Urban Poor Families assisted under Seven Point Charter, Area Covered under Plantation (Public and Forest Lands), Seedlings planted (Public and Forest Lands), Road constructed- PMGSY, Electricity supplied

Good

Food Security:Targeted Public Distribution System(TPDS), Pumps sets energized

Poor

Individual Swarozgaries assisted - SGSY / NRLM, SHGs provided income generating activities, Houses constructed - IAY, Habitations covered (Partially covered & Slipped back) - NRDWP, Coverage of water quality affected habitations - NRDWP, SC families assisted - under SCA to SCSP & NSFDC, SC families assisted - SC students assisted under post matric scholarship

27. TRIPURA

Very Good

Food Security:Targeted Public Distribution System(TPDS), Food Security:Antodaya Anna Yojana(AAY), Food Security:Targeted Public Distribution System (Only BPL), Houses constructed - EWS/LIG, Habitations covered (Partially covered & Slipped back) - NRDWP, ICDS Blocks Operational (Cum.), Anganwadis Functional (Cum.), Urban Poor Families assisted under Seven Point Charter, Area Covered under Plantation (Public and Forest Lands), Seedlings planted (Public and Forest Lands), Road constructed- PMGSY, Electricity supplied

Poor

Individual Swarozgaries assisted - SGSY / NRLM, SHGs provided income generating activities, Houses constructed - IAY, Coverage of water quality affected habitations - NRDWP, SC families assisted - under SCA to SCSP & NSFDC, SC families assisted - SC students assisted under post matric scholarship, Villages electrified - RGGVY

28. UTTARAKHAND

Very Good

Food Security:Targeted Public Distribution System(TPDS), Food Security:Antodaya Anna Yojana(AAY), Food Security:Targeted Public Distribution System (Only BPL), Habitations covered (Partially covered & Slipped back) - NRDWP, SC families assisted - under SCA to SCSP & NSFDC, ICDS Blocks Operational (Cum.), Anganwadis Functional (Cum.), Area Covered under Plantation (Public and Forest Lands), Seedlings planted (Public and Forest Lands), Pumps sets energized, Electricity supplied

Poor

Individual Swarozgaries assisted - SGSY / NRLM, SHGs provided income generating activities, Houses constructed - IAY, Houses constructed - EWS/LIG, Coverage of water quality affected habitations - NRDWP, SC families assisted - SC students assisted under post matric scholarship, Urban Poor Families assisted under Seven Point Charter, Road constructed- PMGSY

29. UTTAR PRADESH

Very Good

Food Security:Targeted Public Distribution System(TPDS), Food Security:Antodaya Anna Yojana(AAY), Food Security:Targeted Public Distribution System (Only BPL), ICDS Blocks Operational (Cum.), Anganwadis Functional (Cum.), Area Covered under Plantation (Public and Forest Lands), Seedlings planted (Public and Forest Lands)

Good

Electricity supplied

Poor

Individual Swarozgaries assisted - SGSY / NRLM, SHGs provided income generating activities, Houses constructed - IAY, Houses constructed - EWS/LIG, Habitations covered (Partially covered & Slipped back) - NRDWP, Coverage of water quality affected habitations - NRDWP, SC families assisted - under SCA to SCSP & NSFDC, SC families assisted - SC students assisted under post matric scholarship, Urban Poor Families assisted under Seven Point Charter, Road constructed- PMGSY, Pumps sets energized

30. WEST BENGAL

Very Good

Individual Swarozgaries assisted - SGSY / NRLM, Food Security:Targeted Public Distribution System(TPDS), Food Security:Antodaya Anna Yojana(AAY), Food Security:Targeted Public Distribution System (Only BPL), Habitations covered (Partially covered & Slipped back) - NRDWP, Coverage of water quality affected habitations - NRDWP, SC families assisted - under SCA to SCSP & NSFDC, ICDS Blocks Operational (Cum.), Anganwadis Functional (Cum.), Urban Poor Families assisted under Seven Point Charter, Seedlings planted (Public and Forest Lands), Pumps sets energized, Electricity supplied

Good

Houses constructed - IAY

Poor

SHGs provided income generating activities, Houses constructed - EWS/LIG, SC families assisted - SC students assisted under post matric scholarship, Area Covered under Plantation (Public and Forest Lands), Road constructed- PMGSY, Villages electrified - RGGVY

31. ANDAMAN AND NICOBAR ISLANDS

Very Good

Individual Swarozgaries assisted - SGSY / NRLM, ICDS Blocks Operational (Cum.), Anganwadis Functional (Cum.)

Poor

SHGs provided income generating activities, Food Security:Targeted Public Distribution System(TPDS), Food Security:Antodaya Anna Yojana(AAY), Food Security:Targeted Public Distribution System (Only BPL), Houses constructed - IAY, Area Covered under Plantation (Public and Forest Lands), Seedlings planted (Public and Forest Lands), Electricity supplied

32. CHANDIGARH

Very Good

Food Security:Antodaya Anna Yojana(AAY), Food Security:Targeted Public Distribution System (Only BPL), SC families assisted - under SCA to SCSP & NSFDC, ICDS Blocks Operational (Cum.), Anganwadis Functional (Cum.), Area Covered under Plantation (Public and Forest Lands), Seedlings planted (Public and Forest Lands), Electricity supplied

Poor

Food Security:Targeted Public Distribution System(TPDS), Houses constructed - EWS/LIG, Urban Poor Families assisted under Seven Point Charter

33. DADRA AND NAGAR HAVELI

Very Good

Food Security:Targeted Public Distribution System(TPDS), Food Security:Antodaya Anna Yojana(AAY), Food Security:Targeted Public Distribution System (Only BPL), ICDS Blocks Operational (Cum.), Anganwadis Functional (Cum.), Area Covered under Plantation (Public and Forest Lands), Seedlings planted (Public and Forest Lands), Electricity supplied

Poor

Individual Swarozgaries assisted - SGSY / NRLM, SHGs provided income generating activities, Houses constructed - IAY, Pumps sets energized

34. DAMAN AND DIU

Very Good

Food Security:Antodaya Anna Yojana(AAY), ICDS Blocks Operational (Cum.), Anganwadis Functional (Cum.), Area Covered under Plantation (Public and Forest Lands), Seedlings planted (Public and Forest Lands), Electricity supplied

Poor

Individual Swarozgaries assisted - SGSY / NRLM, SHGs provided income generating activities, Food Security:Targeted Public Distribution System(TPDS), Food Security:Targeted Public Distribution System (Only BPL), Houses constructed - IAY, Houses constructed - EWS/LIG, Urban Poor Families assisted under Seven Point Charter, Pumps sets energized

35. LAKSHADWEEP

Very Good

Food Security:Antodaya Anna Yojana(AAY), Food Security:Targeted Public Distribution System (Only BPL), ICDS Blocks Operational (Cum.), Anganwadis Functional (Cum.), Area Covered under Plantation (Public and Forest Lands), Seedlings planted (Public and Forest Lands), Electricity supplied

Poor

Individual Swarozgaries assisted - SGSY / NRLM, SHGs provided income generating activities, Food Security:Targeted Public Distribution System(TPDS), Houses constructed - IAY

PART - II

TWENTY POINT PROGRAMME - 2006

ITEM-WISE PERFORMANCE TABLES

Table - 1

Employment generation under the NREG Scheme

Sl. No.	State/UT Name	No. of job cards issued (Number) April 2013- November 2013	No. of job cards issued (Number) till last month	Employment generated (Number) April 2013- November 2013	Employment generated (Number) till last month	Wages given (Rupees) April 2013- November 2013	Wages given (Rupees) till last month
(1)	(2)	(3)	(4)	(5)	(6)	(7)	(8)
1	ANDHRA PRADESH	3,02,913	2,68,339	23,92,52,000	23,48,66,000	26,88,26,44,000	26,39,64,61,000
2	ARUNACHAL PRADESH	16,490 *	12,931	18,11,000 *	0	25,10,18,000 *	0
3	ASSAM	93,260	70,810	1,61,46,000	1,31,55,000	2,66,47,24,000	2,15,79,09,000
4	BIHAR	11,541	0	5,09,17,700	4,09,50,000	7,72,33,68,600	5,96,63,63,100
5	CHHATISGARH	0 #	0	6,14,55,000	5,47,79,000	8,93,08,16,000	7,95,79,05,000
6	GOA	576	460	46,528	33,848	75,43,000	56,20,000
7	GUJARAT	29,001 #	29,001	1,11,83,000	1,06,31,000	1,35,94,30,000	1,24,95,43,000
8	HARYANA	43,405	37,374	61,72,000	53,71,000	1,46,99,90,000	1,24,81,70,000
9	HIMACHAL PRADESH	21,160	17,259	1,47,14,000	1,19,57,000	2,17,62,28,000	1,83,40,47,000
10	JAMMU AND KASHMIR	27,956	19,005	1,54,81,000	1,34,48,671	3,01,10,26,000	2,73,53,20,000
11	JHARKHAND	11,592 #	11,592	1,96,34,040 #	1,96,34,040	2,70,33,19,662 #	2,70,33,19,662
12	KARNATAKA	2,05,780	1,36,400	2,28,75,000 *	1,63,08,000	8,42,40,11,000 *	9,95,63,87,000
13	KERALA	2,10,540	1,65,038	3,82,25,386	2,70,99,665	6,63,70,95,000	4,98,88,14,000
14	MADHYA PRADESH	0 @	0	36853000 *	33,12,000	6,52,36,31,000 *	47,40,000
15	MAHARASHTRA	84,426	76,896	3,18,40,943	3,05,21,273	5,62,68,38,000	5,19,82,37,000
16	MANIPUR	35,553	25,749	74,00,000	38,13,000	95,72,22,000	41,23,96,000
17	MEGHALAYA	47,805	24,832	92,09,000 *	49,72,000	1,44,85,62,000 *	89,04,20,000
18	MIZORAM	15,621 *	15,580	17,82,881 #	17,82,881	26,38,66,700 #	26,38,66,700
19	NAGALAND	17,661 *	17,044	76,79,000 *	0	1,03,34,19,000 *	0
20	ODISHA	70,188	59,969	3,45,67,000	3,15,43,000	4,82,09,71,000	4,41,07,39,000
21	PUDUCHERRY	1,699	1,699	6,67,210	6,05,760	8,85,50,000	8,53,66,000
22	PUNJAB	73,802	60,578	53,42,000 Δ	4,44,60,000	98,72,13,000	81,77,69,000
23	RAJASTHAN	0 @	0.00	11,02,51,000	10,48,03,000	13,00,72,74,000	12,13,95,06,000
24	SIKKIM	8,102	8,102	14,09,087	13,54,087	20,08,58,000	18,88,58,000
25	TAMIL NADU	5,53,213	3,87,001	26,25,29,000	24,13,70,000	26,10,71,19,000	23,76,70,78,000
26	TRIPURA	15,760	14,325	2,16,47,976	1,75,02,179	2,86,49,82,000	2,31,41,61,000
27	UTTARAKHAND	10,710	9,967	1,24,73,100	1,13,90,300	1,73,68,14,500	1,57,80,08,000
28	UTTAR PRADESH	0	0	12,76,18,000	11,92,73,000	17,85,24,00,000	17,33,94,00,000
29	WEST BENGAL	1,11,262	93,815	10,35,89,400	9,03,31,000	16,89,52,50,000 Δ	55,56,38,34,000
30	ANDAMAN AND NICOBAR ISI	960	879	4,85,048	4,25,003	10,29,20,000	8,84,23,000
31	DADRA AND NAGAR HAVELI	33	33	10,010	7,577	54,17,000	32,09,000
32	LAKSHADWEEP	121 +	8,827	20,089	18,987	30,39,000	28,11,000
Grand Total		20,21,130	15,73,505	1,27,32,86,398	1,15,57,18,271	1,72,76,75,59,462	1,92,26,86,80,462

Note: * The figures have been reconciled with that of Ministry of Rural Development

Previous month figures have been repeated

@ Both State and M/o Rural Development have provided negative figure therefore zero figure has been considered

Δ State has downward revised the figure

+ Figure have been reconciled with M/o Rural Development

Table - 2(A)

Swaranjayanti Gram Swarojgar Yojana / NRLM
Individual Swarozgaries assisted
(Unit: Number)

Sl. No.	State/UT Name	Target Δ		Achievement		Percent Achievement Current
		2013-2014	April 2013- November 2013	April 2013- November 2013	Achievement till last month	April 2013- November 2013
(1)	(2)	(3)	(4)	(5)	(6)	(5)/(4)
1	ANDHRA PRADESH	5,283	3,520	33,373	31,918	948
2	ARUNACHAL PRADESH	236	157	0 #	0	0
3	ASSAM	6,134	4,088	0	0	0
4	BIHAR	12,568	8,376	1,48,052 #	1,48,052	1,768
5	CHHATISGARH	2,791	1,860	0	0	0
6	GOA	72	41	27	27	66
7	GUJARAT	1,989	1,325	NR	NR	0
8	HARYANA	1,170	778	0	0	0
9	HIMACHAL PRADESH	493	328	NR	NR	0
10	JAMMU AND KASHMIR	610	406	372	372	92
11	JHARKHAND	4,739	3,159	1470 #	1,470	47
12	KARNATAKA	3,990	2,659	538	538	20
13	KERALA	1,790	1,193	NR	NR	0
14	MADHYA PRADESH	5,980	3,985	1488 #	1,488	37
15	MAHARASHTRA	7,886	5,256	87 #	87	2
16	MANIPUR	411	272	NR	NR	0
17	MEGHALAYA	461	305	0	0	0
18	MIZORAM	106	70	0 #	0	0
19	NAGALAND	316	210	NR	NR	0
20	ODISHA	6,043	4,027	0	0	0
21	PUDUCHERRY	94	62	NR	NR	0
22	PUNJAB	569	377	0	0	0
23	RAJASTHAN	3,029	2,017	NR	NR	0
24	SIKKIM	119	79	0	0	0
25	TAMIL NADU	4,672	3,112	0	0	0
26	TRIPURA	742	495	NR	NR	0
27	UTTARAKHAND	953	633	41 #	41	6
28	UTTAR PRADESH	18,104	12,068	0	0	0
29	WEST BENGAL	6,715	4,475	20,609	18,048	461
30	ANDAMAN AND NICOBAR ISLANDS	9	5	10	10	200
31	DADRA AND NAGAR HAVELI	9	5	3	3	60
32	DAMAN AND DIU	9	5	0	0	0
33	LAKSHADWEEP	9	5	0	0	0
Grand Total		98,101	65,353	206070	2,02,054	315

Very Good:(90% or above of targets)

ANDHRA PRADESH, BIHAR, JAMMU AND KASHMIR, MADHYA PRADESH, WEST BENGAL, ANDAMAN AND NICOBAR ISLANDS

Poor:(Below 80% of targets)

ARUNACHAL PRADESH, ASSAM, CHHATISGARH, GOA, GUJARAT, HARYANA, HIMACHAL PRADESH, JHARKHAND, KARNATAKA, KERALA, MAHARASHTRA, MANIPUR, MEGHALAYA, MIZORAM, NAGALAND, ODISHA, PUDUCHERRY, PUNJAB, RAJASTHAN, SIKKIM, TAMIL NADU, TRIPURA, UTTARAKHAND, UTTAR PRADESH, DADRA AND NAGAR HAVELI, DAMAN AND DIU, LAKSHADWEEP

Note: Δ Previous year targets have been repeated provisionally

Previous month figures have been repeated

NR: Not Reported

Swaranjayanti Gram Swarojgar Yojana (SGSY)

Individual Swarozgaries Assisted

% Achievement of Target

During April 2013 - November 2013

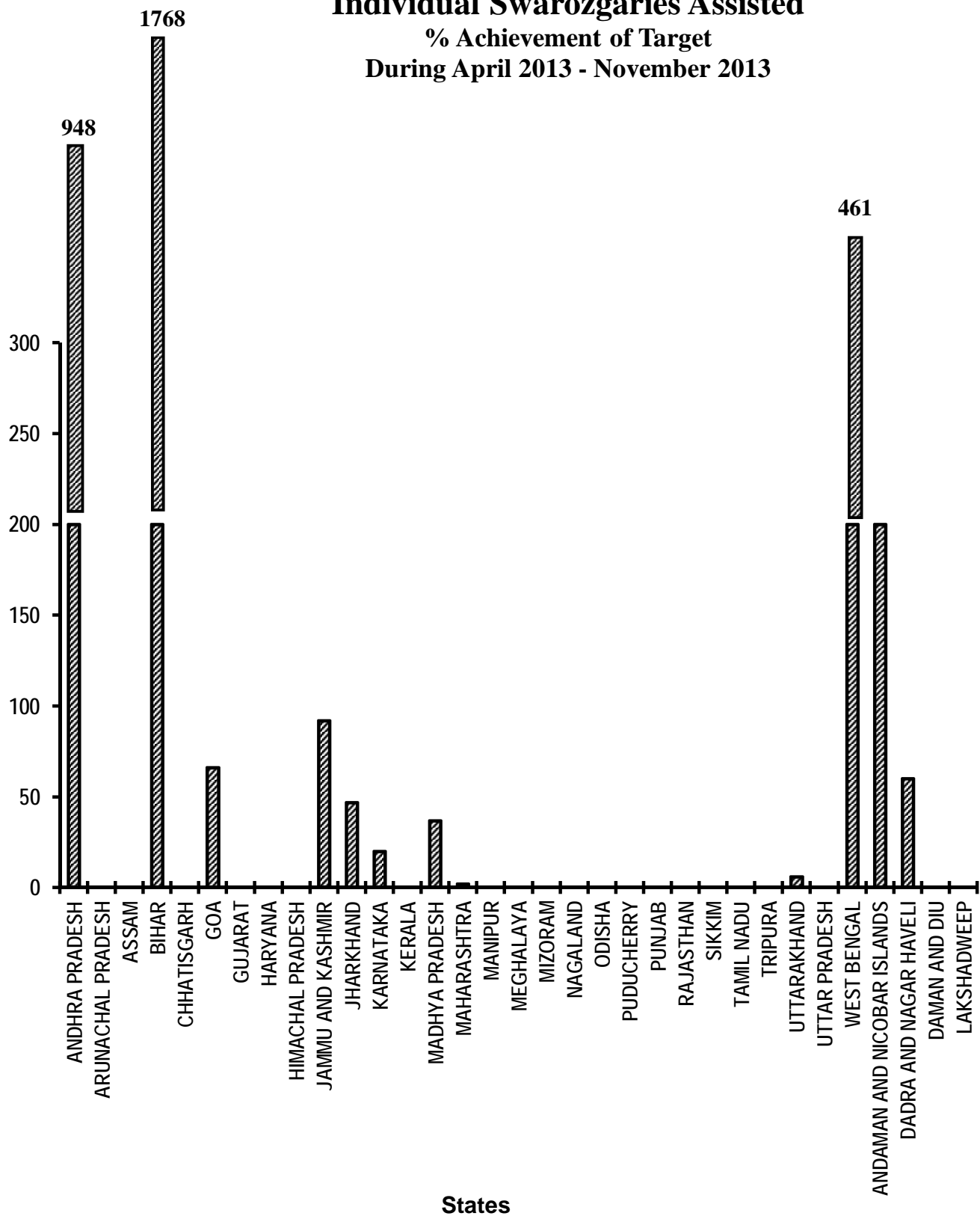


Table - 2(B)

Swaranjayanti Gram Swarozgar Yojana / NRLM

Sl. No.	State/UT Name	Individual SC Swarozgaries assisted (Number) April 2013- November 2013	Individual SC Swarozgaries assisted (Number) till last month	Individual ST Swarozgaries assisted (Number) April 2013- November 2013	Individual ST Swarozgaries assisted (Number) till last month	Individual Women Swarozgaries assisted (Number) April 2013- November 2013	Individual Women Swarozgaries assisted (Number) till last month	Individual Disabled Swarozgaries assisted (Number) April 2013- November 2013	Individual Disabled Swarozgaries assisted (Number) till last month
(1)	(2)	(3)	(4)	(5)	(6)	(7)	(8)	(9)	(10)
1	ANDHRA PRADESH	23,418	22,661	5,739	5,041	4,216	4,130	86	86
2	ARUNACHAL PRADESH	0 #	0	0 #	0	0 #	0	0 #	0
3	ASSAM	0	0	0	0	0	0	0	0
4	BIHAR	1,71,805	1,65,643	12,705	12,110	5,56,520	5,35,988	0	0
5	CHHATISGARH	0	0	0	0	0	0	0	0
6	GOA	0	0	5	5	14	14	0	0
7	GUJARAT	NR	NR	NR	NR	NR	NR	NR	NR
8	HARYANA	0	0	0	0	0	0	0	0
9	HIMACHAL PRADESH	NR	NR	NR	NR	NR	NR	NR	NR
10	JAMMU AND KASHMIR	1	1	88	88	56	56	6	6
11	JHARKHAND	472 #	472	829 #	829	358 #	358	8 #	8
12	KARNATAKA	123	123	58	58	192	192	497	497
13	KERALA	NR	NR	NR	NR	NR	NR	NR	NR
14	MADHYA PRADESH	4,308	169	9,137	358	15,074	1,108	141	11
15	MAHARASHTRA	24	24	12	12	11	11	0	0
16	MANIPUR	NR	NR	NR	NR	NR	NR	NR	NR
17	MEGHALAYA	0	0	0	0	0	0	0	0
18	MIZORAM	0 #	0	0 #	0	0 #	0	0 #	0 #
19	NAGALAND	NR	NR	NR	NR	NR	NR	NR	NR
20	ODISHA	0	0	0	0	0	0	0	0
21	PUDUCHERRY	NR	NR	NR	NR	NR	NR	NR	NR
22	PUNJAB	0	0	0	0	0	0	0	0
23	RAJASTHAN	NR	NR	NR	NR	NR	NR	NR	NR
24	SIKKIM	0	0	0	0	0	0	0	0
25	TAMIL NADU	0	0	0	0	0	0	0	0
26	TRIPURA	NR	NR	NR	NR	NR	NR	NR	NR
27	UTTARAKHAND	39 #	39	2 #	2	16 #	16	0 #	0
28	UTTAR PRADESH	0	0	0	0	0	0	0	0
29	WEST BENGAL	7,343	6,350	1,529	1,354	20,026	17,465	0	0
30	ANDAMAN AND NICOBAR ISLANDS	0	0	7	7	3	3	0	0
31	DADRA AND NAGAR HAVELI	0	0	3	3	0	0	0	0 #
32	DAMAN AND DIU	0	0	5	5	2	2	0	0
33	LAKSHADWEEP	0	0	0	0	0	0	0	0
Grand Total		2,07,533	1,95,482	30,119	19,872	5,96,488	5,59,343	738	608

Note: # Previous month figures have been repeated

NR: Not Reported

Table - 3(A)

Self Help Groups (SHG)
(Unit: Number)

Sl. No.	State/UT Name	SHG Formed under SGSY (Number) April 2013- November 2013	Achievement till last month
(1)	(2)	(3)	(4)
1	ANDHRA PRADESH	9,885	8,979
2	ARUNACHAL PRADESH	0 #	0
3	ASSAM	0	0
4	BIHAR	42,631	40,683
5	CHHATISGARH	7,531	4,023
6	DELHI	0	0
7	GOA	27	27
8	GUJARAT	0	0
9	HARYANA	450	450
10	HIMACHAL PRADESH	0	0
11	JAMMU AND KASHMIR	205	205
12	JHARKHAND	1502 #	1,502
13	KARNATAKA	1,288	1,288
14	KERALA	0	0
15	MADHYA PRADESH	3,520	2,231
16	MAHARASHTRA	294	294
17	MANIPUR	32	32
18	MEGHALAYA	0	0
19	MIZORAM	0 #	0
20	NAGALAND	0 #	0
21	ODISHA	49,258	33,847
22	PUDUCHERRY	6	6
23	PUNJAB	78	75
24	RAJASTHAN	0	0
25	SIKKIM	56	56
26	TAMIL NADU	0	0
27	TRIPURA	0	0
28	UTTARAKHAND	247 #	247
29	UTTAR PRADESH	0	0
30	WEST BENGAL	7,584	5,893
31	ANDAMAN AND NICOBAR ISLANDS	3	3
32	CHANDIGARH	0	0
33	DADRA AND NAGAR HAVELI	133	1
34	DAMAN AND DIU	0	0
35	LAKSHADWEEP	0	0
Grand Total		1,24,730	99,842

Note: # Previous month figures have been repeated

Table - 3(B)

Self Help Groups (SHG)
To whom income generating activities provided
(Unit: Number)

		Target Δ		Achievement		Percent Achievement Current
Sl. No.	State/UT Name	2013-2014	April 2013- November 2013	April 2013- November 2013	Achievement till last month	April 2013- November 2013
(1)	(2)	(3)	(4)	(5)	(6)	(5)/(4)
1	ANDHRA PRADESH	9,637	6,424	1,83,503	1,39,940	2,857
2	ARUNACHAL PRADESH	430	286	0 #	0	0
3	ASSAM	11,189	7,457	0	0	0
4	BIHAR	22,924	15,280	0	0	0
5	CHHATISGARH	5,092	3,392	3,116	2,419	92
6	GOA	136	88	64 #	64	73
7	GUJARAT	3,627	2,416	0	0	0
8	HARYANA	2,134	1,422	0	0	0
9	HIMACHAL PRADESH	899	600	0	0	0
10	JAMMU AND KASHMIR	1,113	741	17	17	2
11	JHARKHAND	8,644	5,761	1375 #	1,375	24
12	KARNATAKA	7,277	4,851	538	538	11
13	KERALA	3,265	2,176	0	0	0
14	MADHYA PRADESH	10,908	7,272	1,968	962	27
15	MAHARASHTRA	14,384	9,589	4181 #	4,181	44
16	MANIPUR	750	500	0	0	0
17	MEGHALAYA	840	560	0	0	0
18	MIZORAM	194	129	0 #	0	0
19	NAGALAND	576	384	0 #	0	0
20	ODISHA	11,022	7,346	0	0	0
21	PUDUCHERRY	171	112	0	0	0
22	PUNJAB	1,037	689	66 #	66	10
23	RAJASTHAN	5,525	3,681	0	0	0
24	SIKKIM	216	144	0	0	0
25	TAMIL NADU	8,521	5,680	0	0	0
26	TRIPURA	1,354	902	0	0	0
27	UTTARAKHAND	1,738	1,158	124	124 #	11
28	UTTAR PRADESH	33,021	22,013	0	0	0
29	WEST BENGAL	12,249	8,165	6,051	4,577	74
30	ANDAMAN AND NICOBAR ISLANDS	16	8	6	6	75
31	DADRA AND NAGAR HAVELI	16	8	6	0	75
32	DAMAN AND DIU	16	8	0	0	0
33	LAKSHADWEEP	16	8	0	0	0
Grand Total		1,78,937	1,19,250	2,01,015	1,54,269	169

Very Good:(90% or above of targets)

ANDHRA PRADESH, CHHATISGARH

Poor:(Below 80% of targets)

ARUNACHAL PRADESH, ASSAM, BIHAR, GOA, GUJARAT, HARYANA, HIMACHAL PRADESH, JAMMU AND KASHMIR, JHARKHAND, KARNATAKA, KERALA, MADHYA PRADESH, MAHARASHTRA, MANIPUR, MEGHALAYA, MIZORAM, NAGALAND, ODISHA, PUDUCHERRY, PUNJAB, RAJASTHAN, SIKKIM, TAMIL NADU, TRIPURA, UTTARAKHAND, UTTAR PRADESH, WEST BENGAL, ANDAMAN AND NICOBAR ISLANDS, DADRA AND NAGAR HAVELI, DAMAN AND DIU, LAKSHADWEEP

Note: Δ Previous year targets have been repeated provisionally

Previous month figures have been repeated

Self Help Groups (SHG)

To whom income generating activities provided

% Achievement of Target

During April 2013 - November 2013

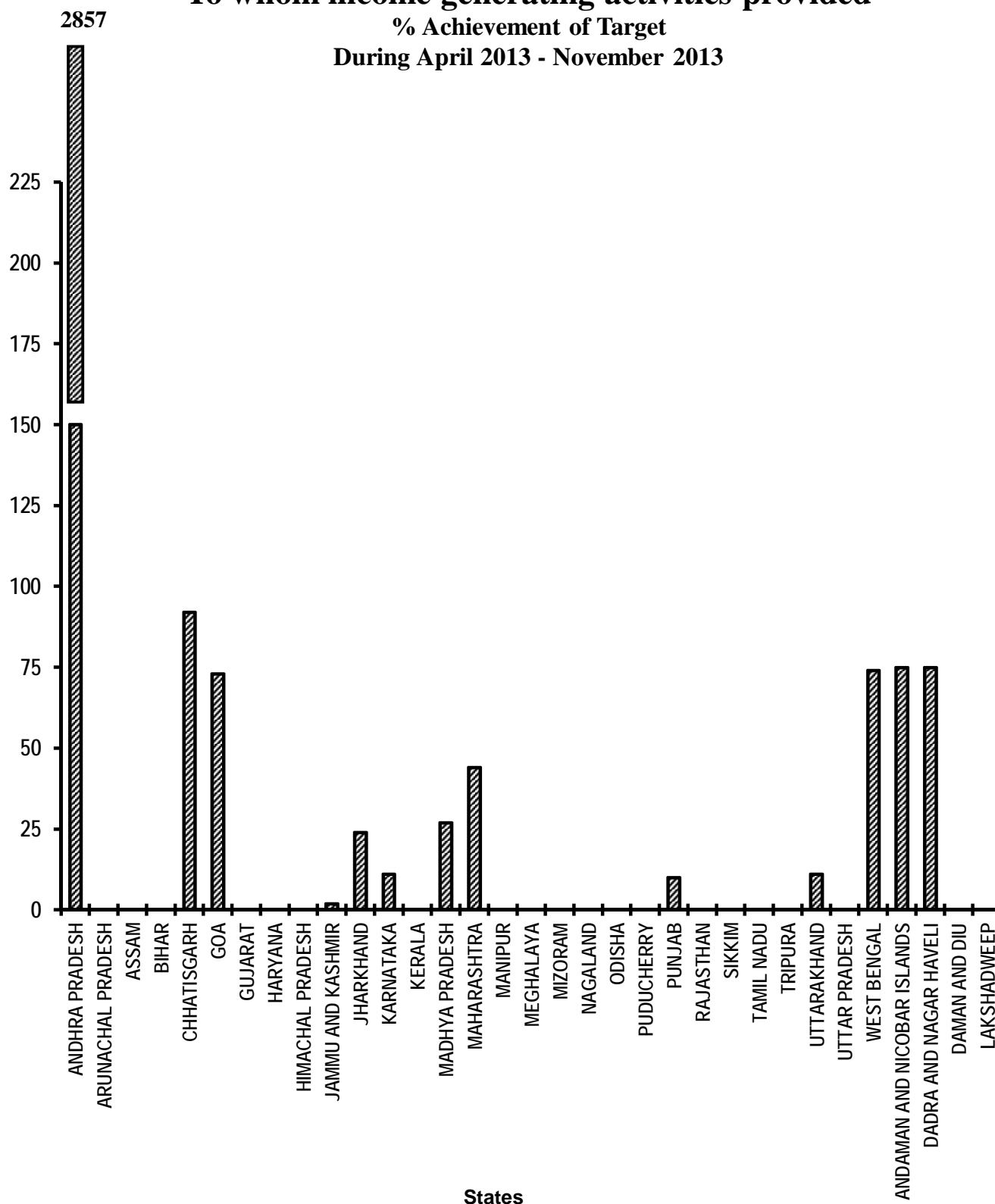


Table - 4(A)

Distribution of waste land to the landless
(Unit: Hectare)

Sl. No.	State/UT Name	Total Land Distributed (Hectare) April 2013- November 2013	Achievement till last month
(1)	(2)	(3)	(4)
1	ANDHRA PRADESH	6,374	6,374
2	ARUNACHAL PRADESH	0 #	0
3	ASSAM	0	0
4	BIHAR	40	40
5	CHHATISGARH	27,452	27,452
6	DELHI	0	0
7	GOA	0	0
8	GUJARAT	0	0
9	HARYANA	0	0
10	JAMMU AND KASHMIR	0	0
11	JHARKHAND	20 #	20
12	KARNATAKA	0	0
13	KERALA	0	0
14	MADHYA PRADESH	0	0
15	MAHARASHTRA	0	0
16	MANIPUR	0	0
17	MEGHALAYA	0	0
18	MIZORAM	0 #	0
19	NAGALAND	0 #	0
20	ODISHA	6,663	6,502
21	PUDUCHERRY	0	0
22	PUNJAB	0	0
23	RAJASTHAN	0	0
24	SIKKIM	0	0
25	TAMIL NADU	0	0
26	TRIPURA	0	0
27	UTTARAKHAND	0	0
28	UTTAR PRADESH	1,140	1,010
29	WEST BENGAL	534 Δ	2,942
30	ANDAMAN AND NICOBAR ISLANDS	0	0
31	CHANDIGARH	0	0
32	DADRA AND NAGAR HAVELI	0	0
33	DAMAN AND DIU	0	0
34	LAKSHADWEEP	0	0
Grand Total		42,223	44,340

Note: # Previous month figures have been repeated

Δ State has downward revised the figure

Table - 4(B)

Distribution of waste land to the landless

Sl. No.	State/UT Name	Land Distributed to SC (Hectare)		Land Distributed to ST (Hectare)		Land Distributed to Others (Hectare)	
		April 2013- November 2013	till last month	April 2013- November 2013	till last month	April 2013- November 2013	till last month
(1)	(2)	(3)	(4)	(5)	(6)	(7)	(8)
1	ANDHRA PRADESH	0	0	0	0	0	0
2	ARUNACHAL PRADESH	0 #	0	0 #	0	0 #	0
3	ASSAM	0	0	0	0	0	0
4	BIHAR	40	40	0	0	0	0
5	CHHATISGARH	6,057	6,057	9,578	9,578	11,817	11,817
6	DELHI	0	0	0	0	0	0
7	GOA	0	0	0	0	0	0
8	GUJARAT	0	0	0	0	0	0
9	HARYANA	0	0	0	0	0	0
10	JAMMU AND KASHMIR	0	0	0	0	0	0
11	JHARKHAND	6 #	6	5 #	5	9 #	9
12	KARNATAKA	0	0	0	0	0	0
13	KERALA	0	0	0	0	0	0
14	MADHYA PRADESH	0	0	0	0	0	0
15	MAHARASHTRA	0	0	0	0	0	0
16	MANIPUR	0	0	0	0	0	0
17	MEGHALAYA	0	0	0	0	0	0
18	MIZORAM	0 #	0	0 #	0	0 #	0
19	NAGALAND	0 #	0	0 #	0	0 #	0
20	ODISHA	759	719	5,237	5,121	667	662
21	PUDUCHERRY	0	0	0	0	0	0
22	PUNJAB	0	0	0	0	0	0
23	RAJASTHAN	0	0	0	0	0	0
24	SIKKIM	0	0	0	0	0	0
25	TAMIL NADU	0	0	0	0	0	0
26	TRIPURA	0	0	0	0	0	0
27	UTTARAKHAND	0	0	0	0	0	0
28	UTTAR PRADESH	465	410	0	0	675	600
29	WEST BENGAL	179	64	148	64	218 Δ	2,828
30	ANDAMAN AND NICOBAR ISLANDS	0	0	0	0	0	0
31	CHANDIGARH	0	0	0	0	0	0
32	DADRA AND NAGAR HAVELI	0	0	0	0	0	0
33	DAMAN AND DIU	0	0	0	0	0	0
34	LAKSHADWEEP	0	0	0	0	0	0
Grand Total		7,506	7,296	14,968	14,768	13,386	15,916

Note: # Previous month figures have been repeated

Δ State has downward revised the figure

Table - 5(A)

Minimum Wages Enforcement (including Farm Labour)

Sl. No.	State/UT Name	Agriculture and Farm Workers: Inspections made (Number) April 2013- November 2013	Agriculture and Farm Workers: Inspections made (Number) till last month	Agriculture and Farm Workers: Irregularities detected (Number) April 2013- November 2013	Agriculture and Farm Workers: Irregularities detected (Number) till last month	Agriculture and Farm Workers: Irregularities rectified (Number) April 2013- November 2013	Agriculture and Farm Workers: Irregularities rectified (Number) till last month
		(3)	(4)	(5)	(6)	(7)	(8)
1	ANDHRA PRADESH	0	NR	0	NR	0	NR
2	ARUNACHAL PRADESH	0	NR	0	NR	0	NR
3	ASSAM	0	NR	0	NR	0	NR
4	BIHAR	0	NR	0	NR	0	NR
5	CHHATISGARH	0	NR	0	NR	0	NR
6	DELHI	0	NR	0	NR	0	NR
7	GOA	0	NR	0	NR	0	NR
8	GUJARAT	0	NR	0	NR	0	NR
9	HARYANA	0	NR	0	NR	0	NR
10	HIMACHAL PRADESH	0	NR	0	NR	0	NR
11	JAMMU AND KASHMIR	0	NR	0	NR	0	NR
12	JHARKHAND	0	NR	0	NR	0	NR
13	KARNATAKA	0	NR	0	NR	0	NR
14	KERALA	0	NR	0	NR	0	NR
15	MADHYA PRADESH	0	NR	0	NR	0	NR
16	MAHARASHTRA	0	NR	0	NR	0	NR
17	MANIPUR	0	NR	0	NR	0	NR
18	MEGHALAYA	0	NR	0	NR	0	NR
19	MIZORAM	0	NR	0	NR	0	NR
20	NAGALAND	0	NR	0	NR	0	NR
21	ODISHA	0	NR	0	NR	0	NR
22	PUDUCHERRY	0	NR	0	NR	0	NR
23	PUNJAB	61 *	NR	0 *	NR	0 *	NR
24	RAJASTHAN	0	NR	0	NR	0	NR
25	SIKKIM	0	NR	0	NR	0	NR
26	TAMIL NADU	0	NR	0	NR	0	NR
27	TRIPURA	0	NR	0	NR	0	NR
28	UTTARAKHAND	0	NR	0	NR	0	NR
29	UTTAR PRADESH	0	NR	0	NR	0	NR
30	WEST BENGAL	0	NR	0	NR	0	NR
31	ANDAMAN AND NICOBAR ISLANDS	0	NR	0	NR	0	NR
32	CHANDIGARH	0	NR	0	NR	0	NR
33	DADRA AND NAGAR HAVELI	5 *	NR	0 *	NR	0 *	NR
34	DAMAN AND DIU	0	NR	0	NR	0	NR
35	LAKSHADWEEP	0	NR	0	NR	0	NR
Grand Total		66	0	0	0	0	0

Note: * State figure

NR: Not Reported

Table - 5(B)

Minimum Wages Enforcement (including Farm Labour)
(Unit: Number)

Sl. No.	State/UT Name	Agriculture and Farm Workers: Claims filed (Number) April 2013- November 2013	Agriculture and Farm Workers: Claims filed (Number) till last month	Agriculture and Farm Workers: Claims settled (Number) April 2013- November 2013	Agriculture and Farm Workers: Claims settled (Number) till last month
		(3)		(4)	(5)
1	ANDHRA PRADESH	0	NR	0	NR
2	ARUNACHAL PRADESH	0	NR	0	NR
3	ASSAM	0	NR	0	NR
4	BIHAR	0	NR	0	NR
5	CHHATISGARH	0	NR	0	NR
6	DELHI	0	NR	0	NR
7	GOA	0	NR	0	NR
8	GUJARAT	0	NR	0	NR
9	HARYANA	0	NR	0	NR
10	HIMACHAL PRADESH	0	NR	0	NR
11	JAMMU AND KASHMIR	0	NR	0	NR
12	JHARKHAND	0	NR	0	NR
13	KARNATAKA	0	NR	0	NR
14	KERALA	0	NR	0	NR
15	MADHYA PRADESH	0	NR	0	NR
16	MAHARASHTRA	0	NR	0	NR
17	MANIPUR	0	NR	0	NR
18	MEGHALAYA	0	NR	0	NR
19	MIZORAM	0	NR	0	NR
20	NAGALAND	0	NR	0	NR
21	ODISHA	0	NR	0	NR
22	PUDUCHERRY	0	NR	0	NR
23	PUNJAB	0 *	NR	0 *	NR
24	RAJASTHAN	0	NR	0	NR
25	SIKKIM	0	NR	0	NR
26	TAMIL NADU	0	NR	0	NR
27	TRIPURA	0	NR	0	NR
28	UTTARAKHAND	0	NR	0	NR
29	UTTAR PRADESH	0	NR	0	NR
30	WEST BENGAL	0	NR	0	NR
31	ANDAMAN AND NICOBAR ISLANDS	0	NR	0	NR
32	CHANDIGARH	0	NR	0	NR
33	DADRA AND NAGAR HAVELI	0 *	NR	0 *	NR
34	DAMAN AND DIU	0	NR	0	NR
35	LAKSHADWEEP	0	NR	0	NR
Grand Total		0	0	0	0

Note: * State figure

NR: Not Reported

Table - 5(C)

Minimum Wages Enforcement (including Farm Labour)

Sl. No.	State/UT Name	Agriculture and Farm Workers: Prosecution cases Pending (Number) April 2013-	Agriculture and Farm Workers: Prosecution cases Pending (Number) till last month	Agriculture and Farm Workers: Prosecution cases filed (Number) April 2013-	Agriculture and Farm Workers: Prosecution cases filed (Number) till last month	Agriculture and Farm Workers: Prosecution cases decided (Number) April 2013-	Agriculture and Farm Workers: Prosecution cases decided (Number) till last month
		(3)	(4)	(5)	(6)	(7)	(8)
1	ANDHRA PRADESH	0	NR	0	NR	0	NR
2	ARUNACHAL PRADESH	0	NR	0	NR	0	NR
3	ASSAM	0	NR	0	NR	0	NR
4	BIHAR	0	NR	0	NR	0	NR
5	CHHATISGARH	0	NR	0	NR	0	NR
6	DELHI	0	NR	0	NR	0	NR
7	GOA	0	NR	0	NR	0	NR
8	GUJARAT	0	NR	0	NR	0	NR
9	HARYANA	0	NR	0	NR	0	NR
10	HIMACHAL PRADESH	0	NR	0	NR	0	NR
11	JAMMU AND KASHMIR	0	NR	0	NR	0	NR
12	JHARKHAND	0	NR	0	NR	0	NR
13	KARNATAKA	0	NR	0	NR	0	NR
14	KERALA	0	NR	0	NR	0	NR
15	MADHYA PRADESH	0	NR	0	NR	0	NR
16	MAHARASHTRA	0	NR	0	NR	0	NR
17	MANIPUR	0	NR	0	NR	0	NR
18	MEGHALAYA	0	NR	0	NR	0	NR
19	MIZORAM	0	NR	0	NR	0	NR
20	NAGALAND	0	NR	0	NR	0	NR
21	ODISHA	0	NR	0	NR	0	NR
22	PUDUCHERRY	0	NR	0	NR	0	NR
23	PUNJAB	0 *	NR	0 *	NR	0 *	NR
24	RAJASTHAN	0	NR	0	NR	0	NR
25	SIKKIM	0	NR	0	NR	0	NR
26	TAMIL NADU	0	NR	0	NR	0	NR
27	TRIPURA	0	NR	0	NR	0	NR
28	UTTARAKHAND	0	NR	0	NR	0	NR
29	UTTAR PRADESH	0	NR	0	NR	0	NR
30	WEST BENGAL	0	NR	0	NR	0	NR
31	ANDAMAN AND NICOBAR ISLANDS	14	NR	0	NR	10	NR
32	CHANDIGARH	0	NR	0	NR	0	NR
33	DADRA AND NAGAR HAVELI	0 *	NR	0 *	NR	0 *	NR
34	DAMAN AND DIU	0	NR	0	NR	0	NR
35	LAKSHADWEEP	0	NR	0	NR	0	NR
Grand Total		14	0	0	0	10	0

Note: * State figure

NR: Not Reported

Table - 6(A)

Food security-Targeted Public Distribution system (APL+BPL+AAY)

Sl. No.	State/UT Name	Allocation of Food Grains (Tonnes)	Off take (Tonnes)	Achievement till last month	Percentage of offtake w.r.t. Allocation of Food Grains
		April 2013- November 2013	April 2013- November 2013		
(1)	(2)	(3)	(4)	(5)	(6)
1	ANDHRA PRADESH	25,48,544	18,20,101	15,76,328	71
2	ARUNACHAL PRADESH	67,704	66,206	58,365	98
3	ASSAM	12,57,904	11,93,971	10,78,391	95
4	BIHAR	24,69,248	24,61,166	22,87,224	100
5	CHHATISGARH	8,29,408	8,09,427	7,08,560	98
6	DELHI	3,94,960	3,55,170	3,25,548	90
7	GOA	42,024	44,035	38,265	105
8	GUJARAT	13,90,072	9,88,361	8,97,813	71
9	HARYANA	4,03,234	2,43,221	2,31,269	60
10	HIMACHAL PRADESH	3,48,636	3,39,790	2,94,229	97
11	JAMMU AND KASHMIR	5,04,536	5,23,415	4,60,857	104
12	JHARKHAND	9,05,768	7,05,829	6,49,655	78
13	KARNATAKA	16,33,152	16,22,952	15,20,787	99
14	KERALA	9,81,792	9,80,823	8,69,713	100
15	MADHYA PRADESH	18,24,344	18,37,540	16,09,238	101
16	MAHARASHTRA	31,72,696	28,59,460	25,43,514	90
17	MANIPUR	1,13,968	1,14,306	1,04,289	100
18	MEGHALAYA	1,25,720	1,24,761	1,09,899	99
19	MIZORAM	46,760	45,435	39,578	97
20	NAGALAND	84,584	93,378	84,099	110
21	ODISHA	14,61,248	13,75,287	12,13,179	94
22	PUDUCHERRY	40,208	30,651	29,648	76
23	PUNJAB	5,51,984	3,58,586	3,30,016	65
24	RAJASTHAN	15,55,012	15,09,506	12,92,583	97
25	SIKKIM	29,520	30,773	27,172	104
26	TAMIL NADU	24,81,888	21,54,394	19,27,125	87
27	TRIPURA	2,02,180	2,12,681	1,90,183	105
28	UTTARAKHAND	3,41,328	3,38,225	2,97,308	99
29	UTTAR PRADESH	48,45,678	44,48,250	38,74,495	92
30	WEST BENGAL	25,71,464	23,56,313	21,15,413	92
31	ANDAMAN AND NICOBAR ISLANDS	22,680	0	0	0
32	CHANDIGARH	24,520	15,883	14,763	65
33	DADRA AND NAGAR HAVELI	6,976	8,881	7,785	127
34	DAMAN AND DIU	3,768	445	445	12
35	LAKSHADWEEP	3,080	585	14	19
Grand Total		3,32,86,588	3,00,69,807	2,68,07,750	90

Very Good:(90% or above of targets)

ARUNACHAL PRADESH, ASSAM, BIHAR, CHHATISGARH, DELHI, GOA, HIMACHAL PRADESH, JAMMU AND KASHMIR, KARNATAKA, KERALA, MADHYA PRADESH, MAHARASHTRA, MANIPUR, MEGHALAYA, MIZORAM, NAGALAND, ODISHA, RAJASTHAN, SIKKIM, TRIPURA, UTTARAKHAND, UTTAR PRADESH, WEST BENGAL, DADRA AND NAGAR HAVELI

Good:(Between 80% to 90% targets)

TAMIL NADU

Poor:(Below 80% of targets)

ANDHRA PRADESH, GUJARAT, HARYANA, JHARKHAND, PUDUCHERRY, PUNJAB, ANDAMAN AND NICOBAR ISLANDS. CHANDIGARH. DAMAN AND DIU. LAKSHADWEEP

Food Security: Targeted Public Distribution System (APL+BPL+AAY)

Off take

% Achievement of Target
During April 2013 - November 2013

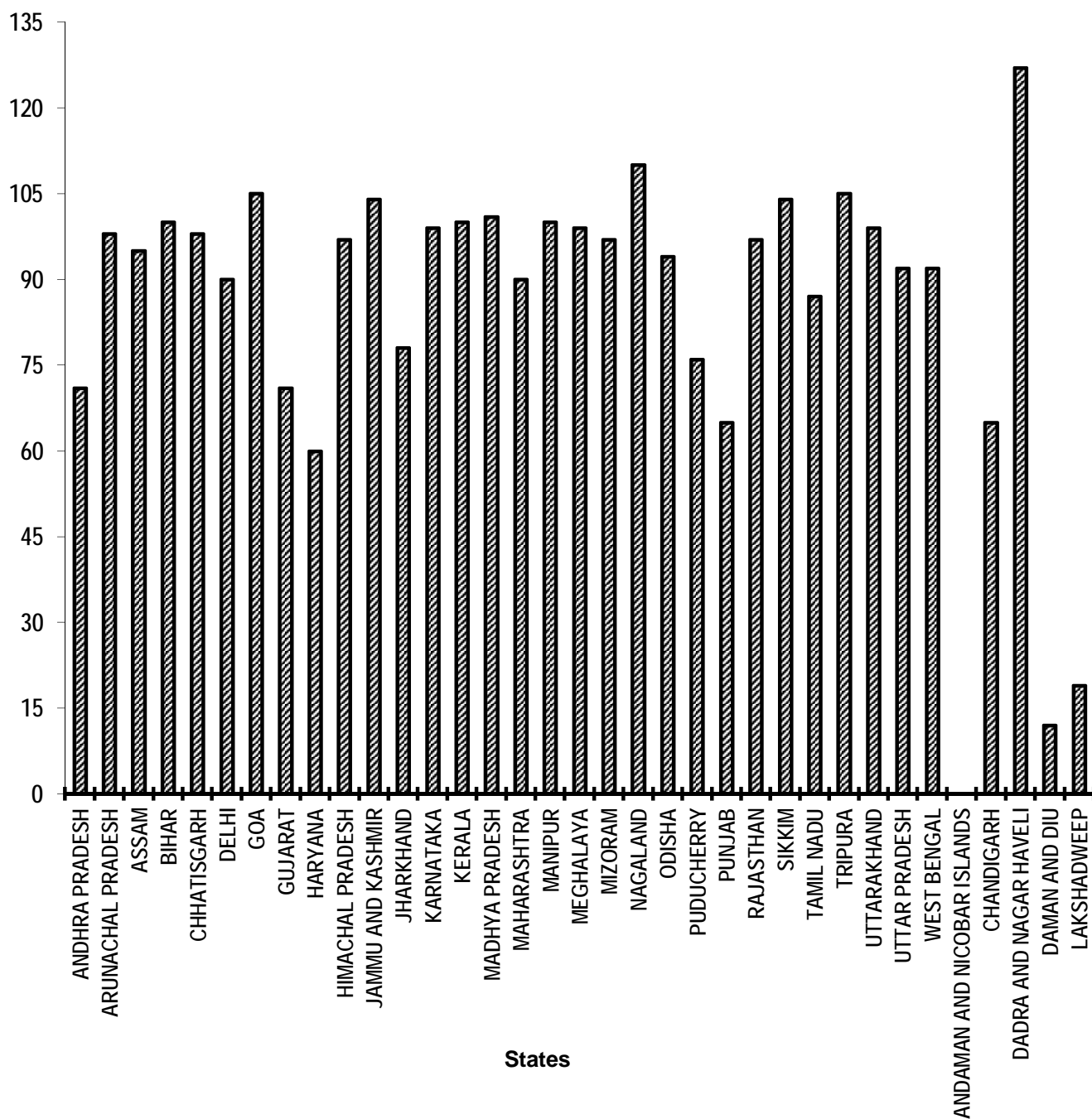


Table - 6(B)

Food security-Targeted Public Distribution system (only AAY)

Sl. No.	State/UT Name	Allocation of Food Grains (Tonnes) April 2013- November 2013	Off take (Tonnes) April 2013- November 2013	Achievement till last month	Percentage of offtake w.r.t. Allocation of Food Grains
(1)	(2)	(3)	(4)	(5)	(6)
1	ANDHRA PRADESH	4,36,192	18,20,101	3,02,975	417
2	ARUNACHAL PRADESH	10,648	66,206	9,386	622
3	ASSAM	1,97,128	11,93,971	1,71,879	606
4	BIHAR	7,00,280	24,61,166	6,84,437	351
5	CHHATISGARH	2,01,296	8,09,427	1,76,134	402
6	DELHI	66,304	3,55,170	30,704	536
7	GOA	4,072	44,035	3,608	1,081
8	GUJARAT	2,26,720	9,88,361	2,14,264	436
9	HARYANA	1,39,404	2,43,221	63,560	174
10	HIMACHAL PRADESH	72,362	3,39,790	56,248	470
11	JAMMU AND KASHMIR	71,592	5,23,415	65,683	731
12	JHARKHAND	2,57,016	7,05,829	2,44,975	275
13	KARNATAKA	3,18,544	16,22,952	2,98,545	509
14	KERALA	1,66,840	9,80,823	1,48,951	588
15	MADHYA PRADESH	4,42,840	18,37,540	3,89,900	415
16	MAHARASHTRA	6,91,796	28,59,460	5,84,486	413
17	MANIPUR	17,816	1,14,306	17,169	642
18	MEGHALAYA	19,656	1,24,761	17,199	635
19	MIZORAM	7,280	45,435	6,000	624
20	NAGALAND	13,312	93,378	12,478	701
21	ODISHA	3,53,286	13,75,287	3,17,063	389
22	PUDUCHERRY	9,032	30,651	8,151	339
23	PUNJAB	50,240	3,58,586	32,250	714
24	RAJASTHAN	6,61,006	15,09,506	4,12,110	228
25	SIKKIM	4,624	30,773	4,572	666
26	TAMIL NADU	5,22,096	21,54,394	4,98,426	413
27	TRIPURA	31,680	2,12,681	29,760	671
28	UTTARAKHAND	53,456	3,38,225	44,486	633
29	UTTAR PRADESH	11,46,434	44,48,250	10,06,075	388
30	WEST BENGAL	4,14,456	23,56,313	3,35,702	569
31	ANDAMAN AND NICOBAR ISLANDS	1,326	0	0	0
32	CHANDIGARH	416	15,883	60	3,818
33	DADRA AND NAGAR HAVELI	1,464	8,881	1,588	607
34	DAMAN AND DIU	424	445	61	105
35	LAKSHADWEEP	336	585	0	174
Grand Total		73,11,374	3,00,69,807	61,88,885	411

Very Good:(90% or above of targets)

ANDHRA PRADESH, ARUNACHAL PRADESH, ASSAM, BIHAR, CHHATISGARH, DELHI, GOA, GUJARAT, HARYANA, HIMACHAL PRADESH, JAMMU AND KASHMIR, JHARKHAND, KARNATAKA, KERALA, MADHYA PRADESH, MAHARASHTRA, MANIPUR, MEGHALAYA, MIZORAM, NAGALAND, ODISHA, PUDUCHERRY, PUNJAB, RAJASTHAN, SIKKIM, TAMIL NADU, TRIPURA, UTTARAKHAND, UTTAR PRADESH, WEST BENGAL, CHANDIGARH, DADRA AND NAGAR HAVELI, DAMAN AND DIU, LAKSHADWEEP

Poor:(Below 80% of targets)

ANDAMAN AND NICOBAR ISLANDS

Food Security: Targeted Public Distribution System (Only Antyodaya Anna Yojana)

Off take

% Achievement of Target
During April 2013 - November 2013

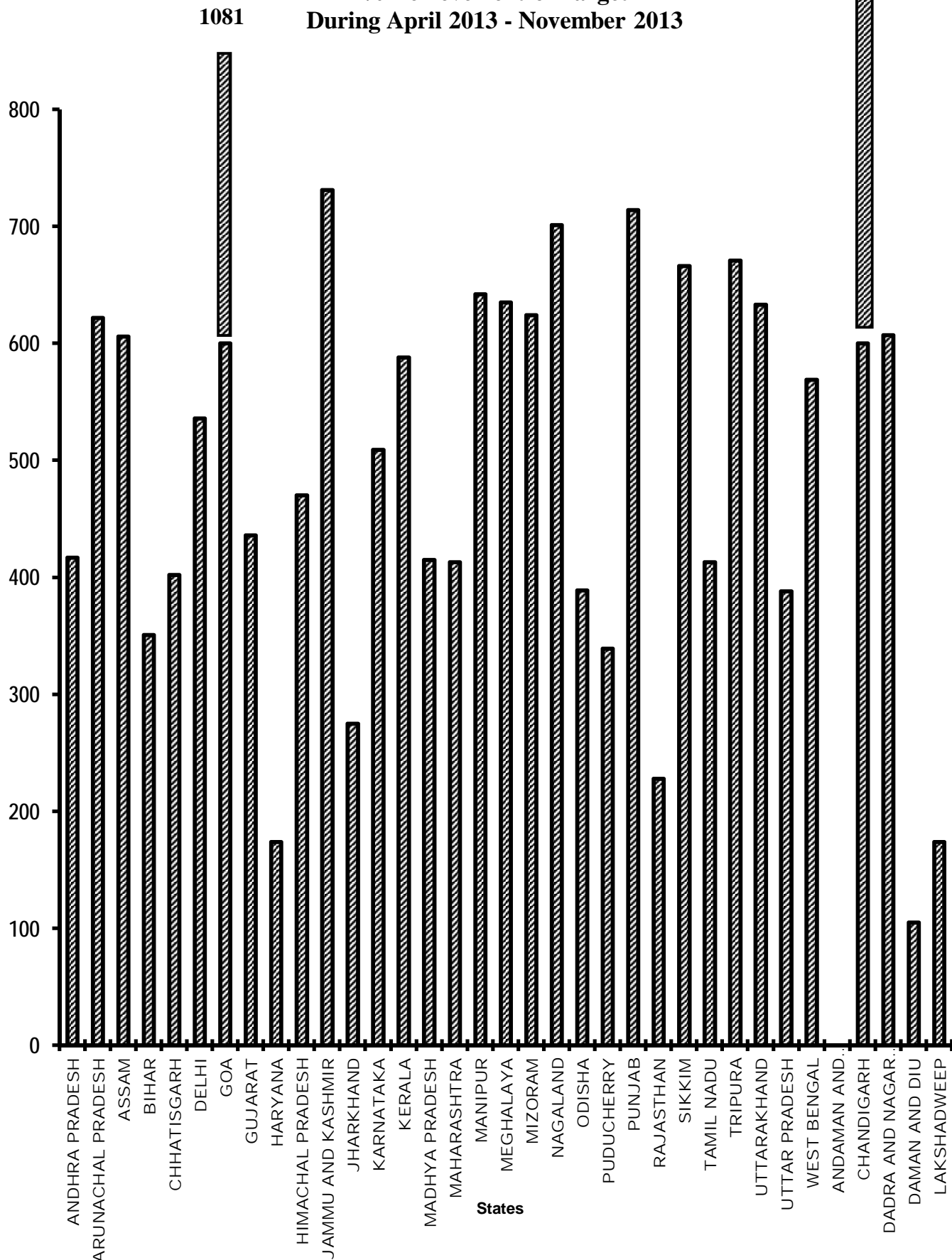


Table - 6(C)

Food Security - Targeted Public Distribution System (Only BPL)

Sl. No.	State/UT Name	Allocation of Food Grains (Tonnes) April 2013- November 2013	Off take (Tonnes) April 2013- November 2013	Achievement till last month	Percentage of offtake w.r.t. Allocation of Food Grains
(1)	(2)	(3)	(4)	(5)	(6)
1	ANDHRA PRADESH	7,01,392	5,52,940	4,88,465	79
2	ARUNACHAL PRADESH	17,016	17,101	15,061	100
3	ASSAM	3,16,816	3,14,967	2,75,287	99
4	BIHAR	11,26,248	12,27,046	11,25,548	109
5	CHHATISGARH	3,23,792	3,23,558	2,83,831	100
6	DELHI	54,348	49,513	49,513	91
7	GOA	3,688	4,112	3,190	111
8	GUJARAT	3,66,912	3,70,032	3,38,578	101
9	HARYANA	86,905	81,418	81,418	94
10	HIMACHAL PRADESH	66,570	55,938	55,938	84
11	JAMMU AND KASHMIR	1,34,464	1,34,816	1,20,654	100
12	JHARKHAND	4,13,312	4,25,584	3,92,243	103
13	KARNATAKA	5,57,640	5,42,038	5,03,856	97
14	KERALA	2,68,232	2,70,253	2,37,309	101
15	MADHYA PRADESH	7,12,144	9,19,409	8,01,987	129
16	MAHARASHTRA	11,37,740	11,25,349	10,03,793	99
17	MANIPUR	28,672	29,437	26,814	103
18	MEGHALAYA	31,584	31,315	27,636	99
19	MIZORAM	11,760	11,210	9,810	95
20	NAGALAND	21,408	23,000	20,600	107
21	ODISHA	7,77,842	7,79,888	6,88,579	100
22	PUDUCHERRY	14,376	11,734	11,303	82
23	PUNJAB	80,784	77,442	67,654	96
24	RAJASTHAN	3,14,766	3,13,274	3,13,274	100
25	SIKKIM	7,536	7,593	6,651	101
26	TAMIL NADU	8,39,488	8,99,784	8,07,232	107
27	TRIPURA	50,920	55,575	49,734	109
28	UTTARAKHAND	85,992	86,308	75,935	100
29	UTTAR PRADESH	18,43,684	18,44,683	16,16,496	100
30	WEST BENGAL	10,35,720	9,58,840	8,57,642	93
31	ANDAMAN AND NICOBAR ISLANDS	3,560	0	0	0
32	CHANDIGARH	2,504	2,416	2,103	96
33	DADRA AND NAGAR HAVELI	3,352	3,793	3,354	113
34	DAMAN AND DIU	696	162	162	23
35	LAKSHADWEEP	504	585	14	116
Grand Total		1,14,42,367	1,15,51,113	1,03,61,664	101

Very Good:(90% or above of targets)

ARUNACHAL PRADESH, ASSAM, BIHAR, CHHATISGARH, DELHI, GOA, GUJARAT, HARYANA, JAMMU AND KASHMIR, JHARKHAND, KARNATAKA, KERALA, MADHYA PRADESH, MAHARASHTRA, MANIPUR, MEGHALAYA, MIZORAM, NAGALAND, ODISHA, PUNJAB, RAJASTHAN, SIKKIM, TAMIL NADU, TRIPURA, UTTARAKHAND, UTTAR PRADESH, WEST BENGAL, CHANDIGARH, DADRA AND NAGAR HAVELI, LAKSHADWEEP

Good:(Between 80% to 90% targets)

HIMACHAL PRADESH, PUDUCHERRY

Poor:(Below 80% of targets)

ANDHRA PRADESH, ANDAMAN AND NICOBAR ISLANDS, DAMAN AND DIU

Food Security: Targeted Public Distribution System (Only BPL)

Off take

% Achievement of Target
During April 2013 - November 2013

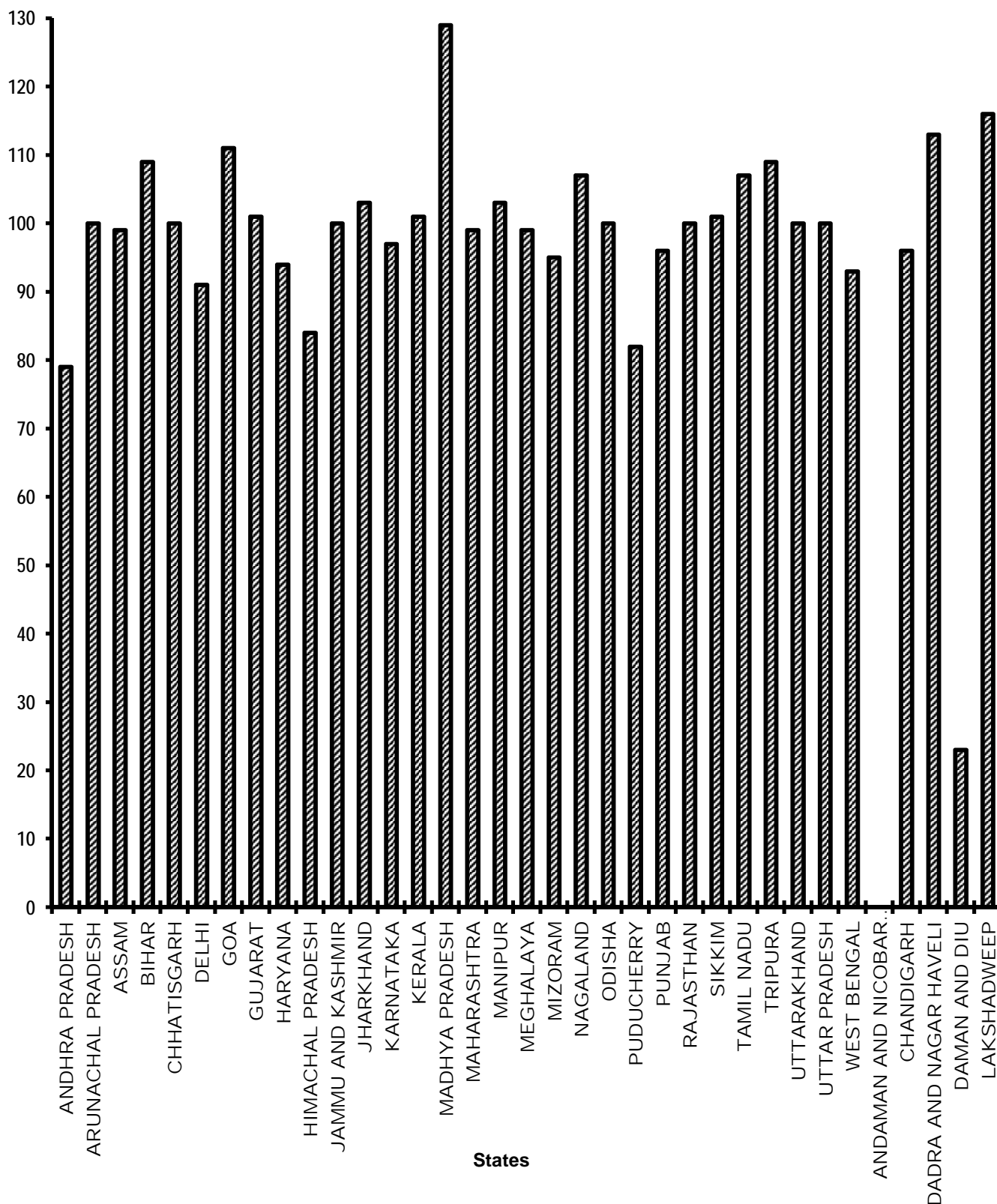


Table - 7

Rural Housing - Indira Awaas Yojana
Houses constructed
(Unit: Number)

		Target		Achievement		Percent Achievement Current
Sl. No.	State/UT Name	2013-2014	April 2013- November 2013	April 2013- November 2013	Achievement till last month	April 2013- November 2013
(1)	(2)	(3)	(4)	(5)	(6)	(5)/(4)
1	ANDHRA PRADESH	2,07,313	89,835	63,121	58,970	70
2	ARUNACHAL PRADESH	6,870	2,977	0 *	0	0
3	ASSAM	1,38,695	60,100	35,961	25,391	60
4	BIHAR	6,05,550	2,62,405	4,61,078	3,85,113	176
5	CHHATISGARH	48,004	20,800	11,983	9,360	58
6	GOA	1,393	603	928	809	154
7	GUJARAT	1,07,880	46,748	56,657	52,191	121
8	HARYANA	18,029	7,813	3,316	2,976	42
9	HIMACHAL PRADESH	7,064	3,060	106	59	3
10	JAMMU AND KASHMIR	15,952	10,633	8,273	7,545	78
11	JHARKHAND	67,153	29,099	30,214 *	26,763	104
12	KARNATAKA	87,816	38,051	54,034	41,260	142
13	KERALA	45,738	19,820	34,290	30,492	173
14	MADHYA PRADESH	1,12,936	48,940	23,820	20,993	49
15	MAHARASHTRA	1,37,314	59,501	37,551	31,680	63
16	MANIPUR	8,011	3,471	2403 #	2,403	69
17	MEGHALAYA	13,865	6,006	3394 #	3,394	57
18	MIZORAM	3,661	1,586	926 #	926	58
19	NAGALAND	10,439	4,524	0 #	0	0
20	ODISHA	1,28,057	55,492	46,867	35,546	84
21	PUDUCHERRY	1,065	463	18	18	4
22	PUNJAB	19,531	8,463	2,401	2,384	28
23	RAJASTHAN	85,460	37,032	21,104	20,366	57
24	SIKKIM	1,436	624	0	0	0
25	TAMIL NADU	88,436	38,324	8,696	5,076	23
26	TRIPURA	13,368	5,793	0	0	0
27	UTTARAKHAND	14,012	6,071	2,345	1,754	39
28	UTTAR PRADESH	2,97,223	1,28,796	87,353	86,057	68
29	WEST BENGAL	1,85,594	80,423	64,447	57,819	80
30	ANDAMAN AND NICOBAR ISLANDS	2,081	902	197	167	22
31	DADRA AND NAGAR HAVELI	419	182	3	3	2
32	DAMAN AND DIU	162	70	0	0	0
33	LAKSHADWEEP	188	83	14	11	17
Grand Total		24,80,715	10,78,690	10,61,500	9,09,526	98

Very Good: (90% or above of targets)

BIHAR, GOA, GUJARAT, JHARKHAND, KARNATAKA, KERALA

Good: (Between 80% to 90% targets)

ODISHA, WEST BENGAL

Poor: (Below 80% of targets)

ANDHRA PRADESH, ARUNACHAL PRADESH, ASSAM, CHHATISGARH, HARYANA, HIMACHAL PRADESH, JAMMU AND KASHMIR, MADHYA PRADESH, MAHARASHTRA, MANIPUR, MEGHALAYA, MIZORAM, NAGALAND, PUDUCHERRY, PUNJAB, RAJASTHAN, SIKKIM, TAMIL NADU, TRIPURA, UTTARAKHAND, UTTAR PRADESH, ANDAMAN AND NICOBAR ISLANDS, DADRA AND NAGAR HAVELI, DAMAN AND DIU, LAKSHADWEEP

Note: # Previous month figures have been repeated

* The figures have been reconciled with that of Ministry of Rural Development

Rural Housing - Indira Awaas Yojana

Houses constructed

% Achievement of Target

During April 2013 - November 2013

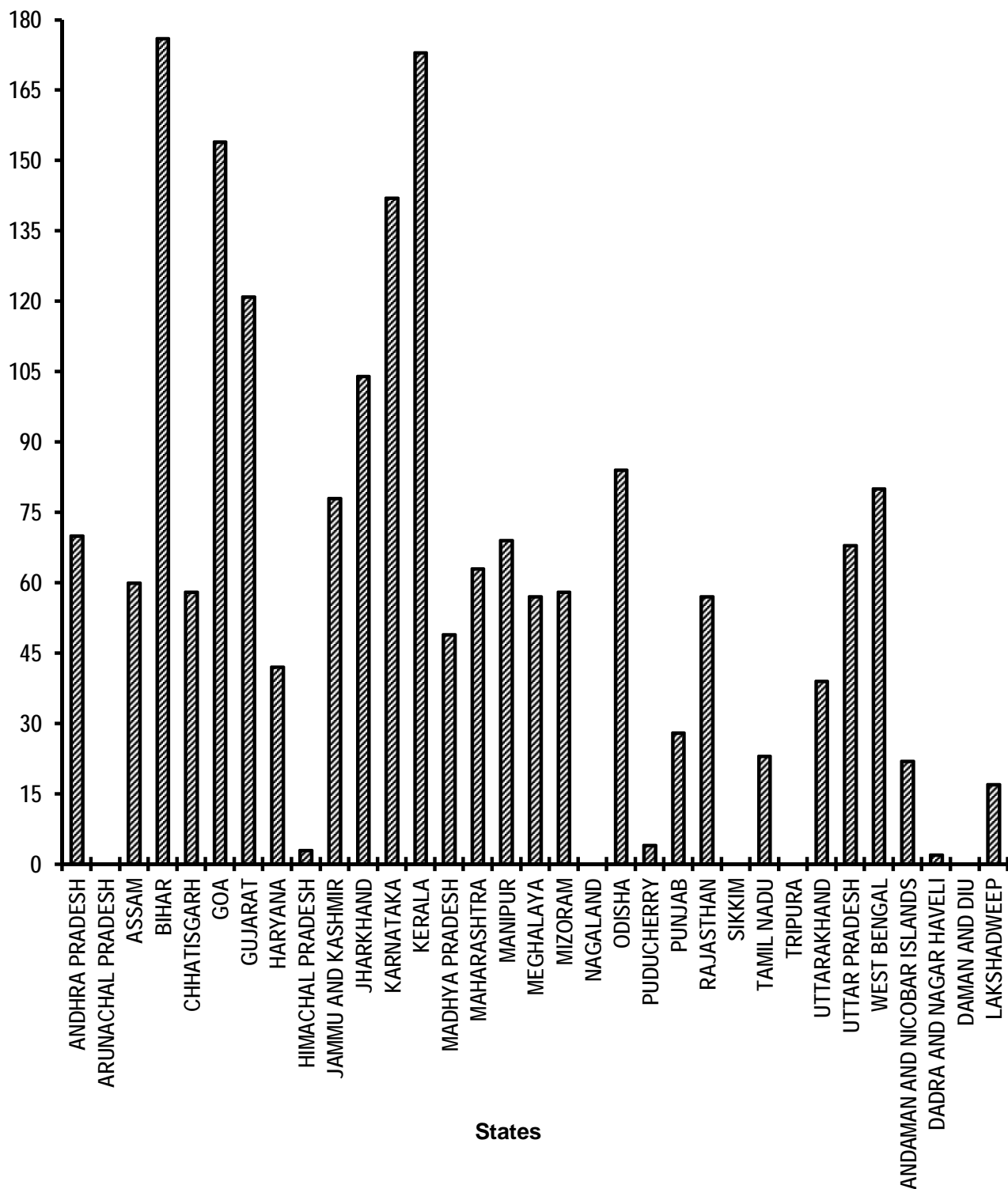


Table - 8

EWS/LIG Houses in Urban Areas
Houses constructed
(Unit: Number)

Sl. No.	State/UT Name	Target		Achievement		Percent Achievement Current
		2013-2014	April 2013- November 2013	April 2013- November 2013	Achievement till last month	April 2013- November 2013
(1)	(2)	(3)	(4)	(5)	(6)	(5)/(4)
1	ANDHRA PRADESH	10,612	7,072	13,333	10,799	189
2	ARUNACHAL PRADESH	158	104	100 #	100	96
3	ASSAM	596	400	0	0	0
4	BIHAR	887	592	432 #	432	73
5	CHHATISGARH	3,812	2,544	6,928	6,928	272
6	DELHI	12,194	8,128	3,865	3,865	48
7	GOA	-	-	12	12	-
8	GUJARAT	3,106	2,072	4,051	3,036	196
9	HARYANA	458	304	628	684	207
10	HIMACHAL PRADESH	222	150	0	0	0
11	JAMMU AND KASHMIR	860	576	0	0	0
12	JHARKHAND	1,589	1,057	1259 #	1,259	119
13	KARNATAKA	1,453	968	5,167	4,265	534
14	KERALA	1,389	928	400	338	43
15	MADHYA PRADESH	7,331	4,888	4,203	615	86
16	MAHARASHTRA	12,362	8,240	11,239	10,066	136
17	MANIPUR	411	272	0	0	0
18	MEGHALAYA	341	225	0	0	0
19	MIZORAM	455	303	0 #	0	0
20	NAGALAND	129	85	0 #	0	0
21	ODISHA	1,562	1,040	0	0	0
22	PUDUCHERRY	281	185	7	7	4
23	PUNJAB	1,947	1,296	0	0	0
24	RAJASTHAN	6,478	4,318	2,816	2,334	65
25	SIKKIM	49	32	15	15	47
26	TAMIL NADU	9,036	6,024	8,104	5,195	135
27	TRIPURA	35	23	119	115	517
28	UTTARAKHAND	692	460	0	0	0
29	UTTAR PRADESH	9,778	6,518	111	76	2
30	WEST BENGAL	9,405	6,269	4,071	4,010	65
31	ANDAMAN AND NICOBAR ISLANDS	-	-	0	0	-
32	CHANDIGARH	2,372	1,584	0	0	0
33	DADRA AND NAGAR HAVELI	-	-	0	0	-
34	DAMAN AND DIU	2	1	0	0	0
Grand Total		1,00,002	66,658	66,860	54,151	100

Very Good:(90% or above of targets)

ANDHRA PRADESH, ARUNACHAL PRADESH, BIHAR, CHHATISGARH, GUJARAT, HARYANA, JHARKHAND, KARNATAKA, MAHARASHTRA, TAMIL NADU, TRIPURA

Good:(Between 80% to 90% targets)

MADHYA PRADESH

Poor:(Below 80% of targets)

ASSAM, DELHI, HIMACHAL PRADESH, JAMMU AND KASHMIR, KERALA, MANIPUR, MEGHALAYA, MIZORAM, NAGALAND, ODISHA, PUDUCHERRY, PUNJAB, RAJASTHAN, SIKKIM, UTTARAKHAND, UTTAR PRADESH, WEST BENGAL, CHANDIGARH, DAMAN AND DIU

Note: # Previous month figures have been repeated

EWS/LIG Houses in Urban Areas

Houses constructed
% Achievement of Target
During April 2013 - November 2013

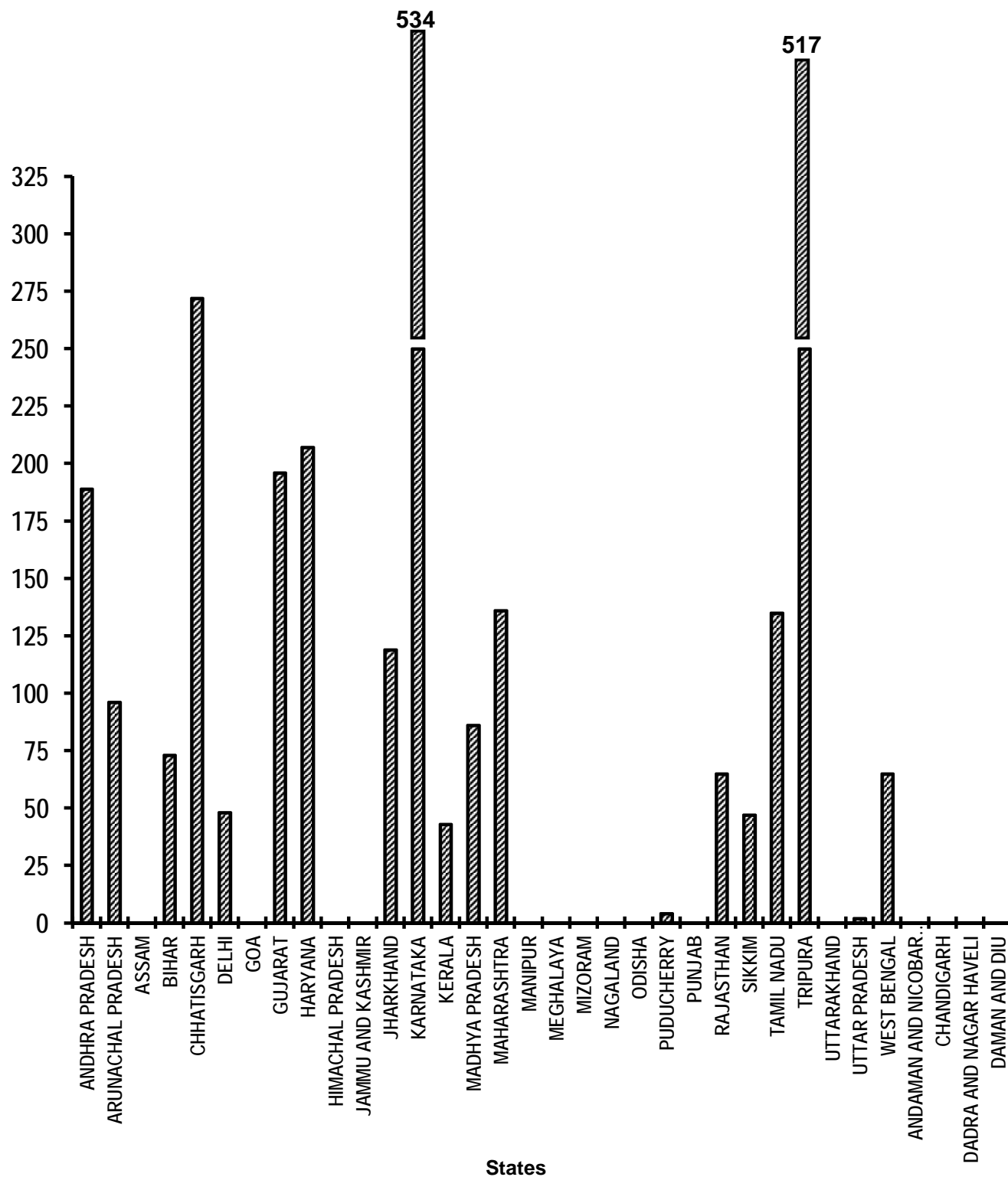


Table - 9(A)

Rural Areas: National Rural Drinking Water Programme (NRDWP)
Habitations covered (Partially covered & Slipped back)
(Unit: Number)

Sl. No.	State/UT Name	Target		Achievement		Percent Achievement Current
		2013-2014	April 2013- November 2013	April 2013- November 2013	Achievement till last month	April 2013- November 2013
(1)	(2)	(3)	(4)	(5)	(6)	(5)/(4)
1	ANDHRA PRADESH	5,581	2,676	2,677	2,166	100
2	ARUNACHAL PRADESH	285	132	56 *	43	42
3	ASSAM	4,050	1,947	1,059	673	54
4	BIHAR	9,000	4,320	2,560	1,992	59
5	CHHATISGARH	8,100	3,888	2245 #	2,245	58
6	GUJARAT	875	417	1,124	899	270
7	HARYANA	807	387	310	210	80
8	HIMACHAL PRADESH	2,500	1,200	1,498	1,327	125
9	JAMMU AND KASHMIR	948	453	364	169	80
10	JHARKHAND	12,024	5,775	5679 *	4,874	98
11	KARNATAKA	7,700	3,696	4,330	2,467	117
12	KERALA	774	369	105	83	28
13	MADHYA PRADESH	11,300	5,424	6029 *	5,732	111
14	MAHARASHTRA	4,136	1,984	1,045	859	53
15	MANIPUR	250	123	56	56	46
16	MEGHALAYA	559	270	47	22	17
17	MIZORAM	45	20	23 *	23	115
18	NAGALAND	34	15	93 *	64	620
19	ODISHA	10,873	5,217	7,311	6,068	140
20	PUDUCHERRY	17	8	0	0	0
21	PUNJAB	1,529	735	455	361	62
22	RAJASTHAN	1,590	765	972	621	127
23	SIKKIM	200	96	30	26	31
24	TAMIL NADU	5,460	2,619	1,534	564	59
25	TRIPURA	28	15	236	236	1,573
26	UTTARAKHAND	1,073	513	521	441	102
27	UTTAR PRADESH	24,000	11,520	321 *	0	3
28	WEST BENGAL	2,755	1,326	1,386	1,376	105
Grand Total		1,16,493	55,910	42,066	33,597	75

Very Good:(90% or above of targets)

ANDHRA PRADESH, GUJARAT, HIMACHAL PRADESH, JHARKHAND, KARNATAKA, MADHYA PRADESH, MIZORAM, NAGALAND, ODISHA, RAJASTHAN, TRIPURA, UTTARAKHAND, WEST BENGAL

Good:(Between 80% to 90% targets)

HARYANA, JAMMU AND KASHMIR

Poor:(Below 80% of targets)

ARUNACHAL PRADESH, ASSAM, BIHAR, CHHATISGARH, KERALA, MAHARASHTRA, MANIPUR, MEGHALAYA, PUDUCHERRY, PUNJAB, SIKKIM, TAMIL NADU, UTTAR PRADESH

Note: * The figures have been reconciled with that of M/o Drinking Water & Sanitation

Previous month figures have been repeated

Rural Areas- National Rural Drinking Water Programme (NRDWP)

Habitations covered (Partially Covered & Slipped back)

% Achievement of Target
During April 2013 - November 2013

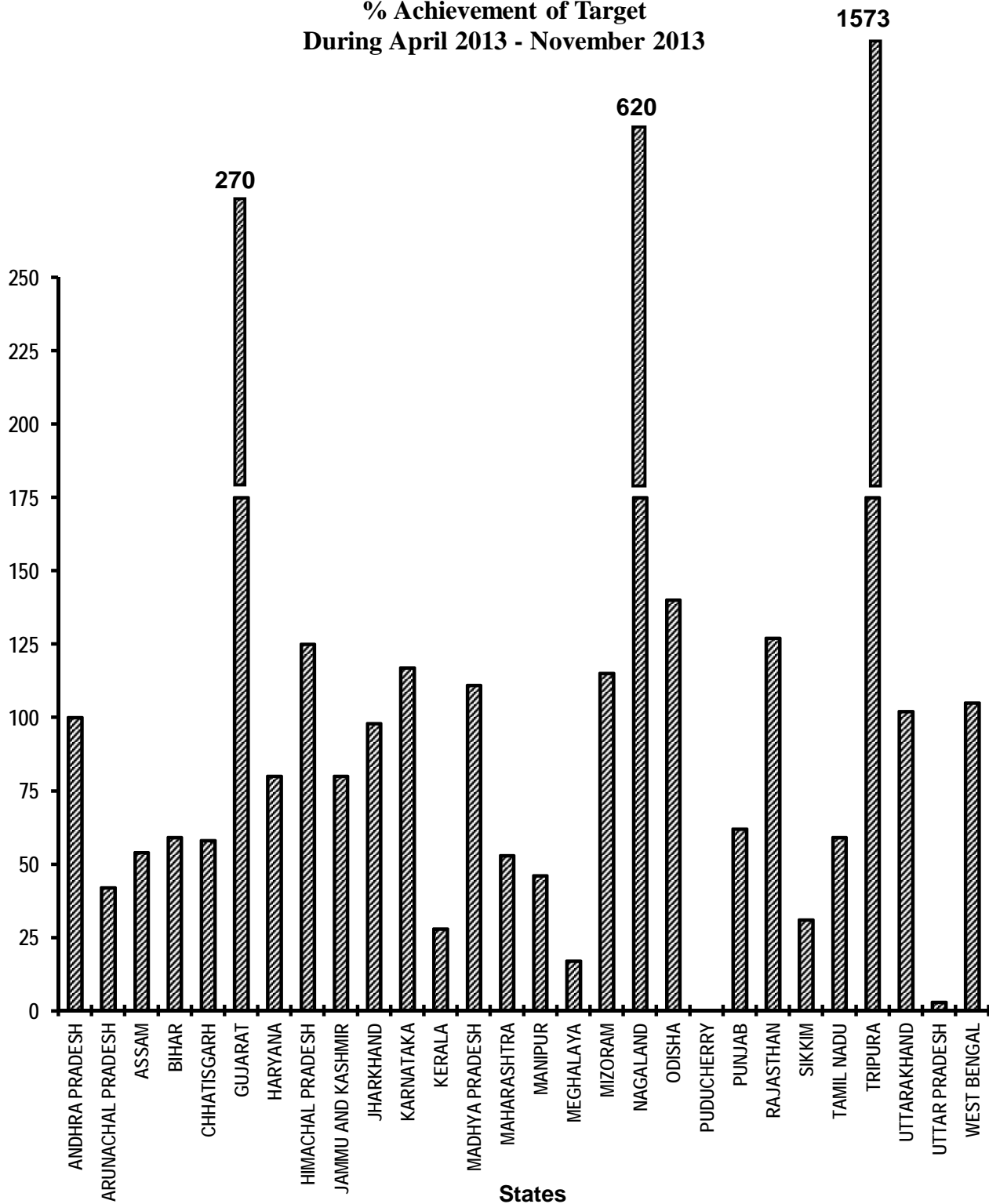


Table - 9(B)

Rural Areas: National Rural Drinking Water Programme (NRDWP)
Coverage of water quality affected habitations
(Unit: Number)

		Target		Achievement		Percent Achievement Current
Sl. No.	State/UT Name	2013-2014	April 2013- November 2013	April 2013- November 2013	Achievement till last month	April 2013- November 2013
(1)	(2)	(3)	(4)	(5)	(6)	(5)/(4)
1	ANDHRA PRADESH	217	111	109	109	98
2	ARUNACHAL PRADESH	19	11	3 *	3	27
3	ASSAM	3,125	1,503	600	455	40
4	BIHAR	4,832	2,319	1,202	727	52
5	CHHATISGARH	2,600	1,248	263 #	263	21
6	GUJARAT	175	81	89	60	110
7	HARYANA	11	6	4	4	67
8	JAMMU AND KASHMIR	7	3	0	0	0
9	JHARKHAND	108	48	4 *	4	8
10	KARNATAKA	2,678	1,281	540	347	42
11	KERALA	150	78	12	9	15
12	MADHYA PRADESH	1,750	846	212 *	199	25
13	MAHARASHTRA	577	273	117	94	43
14	MEGHALAYA	57	30	10	0	33
15	NAGALAND	51	30	17 *	17	57
16	ODISHA	2,627	1,263	722	621	57
17	PUDUCHERRY	6	2	0	0	0
18	PUNJAB	410	192	12	11	6
19	RAJASTHAN	1,400	672	546	546	81
20	TAMIL NADU	540	258	55	22	21
21	TRIPURA	1,150	558	362	362	65
22	UTTARAKHAND	10	6	0	0	0
23	UTTAR PRADESH	1,000	480	0	0	0
24	WEST BENGAL	1,845	882	903	856	102
Grand Total		25,345	12,181	5,782	4,709	47

Very Good:(90% or above of targets)

ANDHRA PRADESH, GUJARAT, WEST BENGAL

Good:(Between 80% to 90% targets)

RAJASTHAN

Poor:(Below 80% of targets)

ARUNACHAL PRADESH, ASSAM, BIHAR, CHHATISGARH, HARYANA, JAMMU AND KASHMIR, JHARKHAND, KARNATAKA, KERALA, MADHYA PRADESH, MAHARASHTRA, MEGHALAYA, NAGALAND, ODISHA, PUDUCHERRY, PUNJAB, TAMIL NADU, TRIPURA, UTTARAKHAND, UTTAR PRADESH

Note: * The figures have been reconciled with that of M/o Drinking Water & Sanitation

Previous month figures have been repeated

Rural Areas- National Rural Drinking Water Programme (NRDWP)

Coverage of Water Quality Affected Habitations

% Achievement of Target

During April 2013 - November 2013

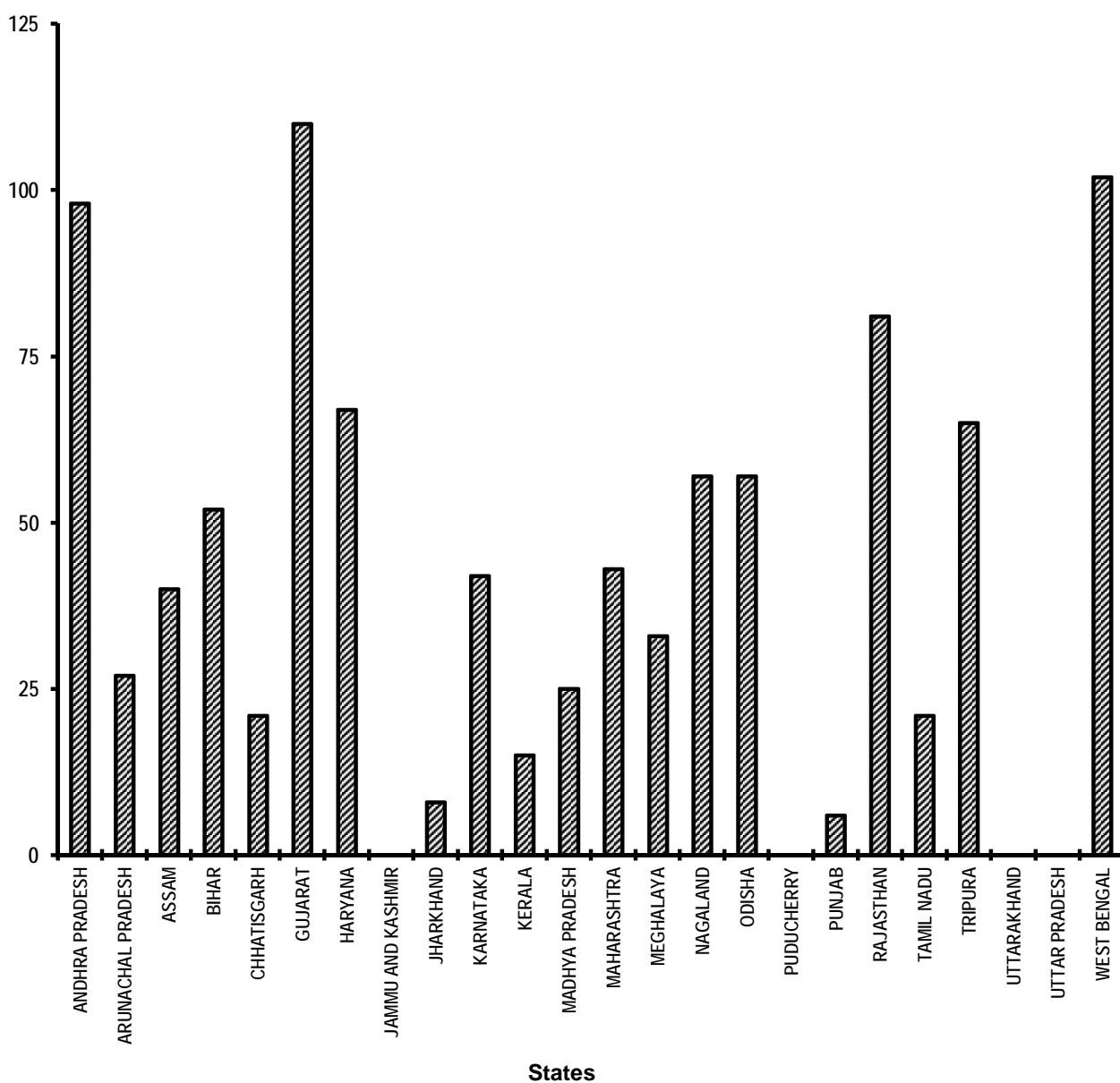


Table - 10

Sanitation Programme in Rural Areas
(Unit: Number)

Sl. No.	State/UT Name	Individual Household latrines constructed (Number) April 2013- November 2013	Achievement till last month
(1)	(2)	(3)	(4)
1	ANDHRA PRADESH	2,00,232	1,51,724
2	ARUNACHAL PRADESH	9,008	6,940
3	ASSAM	95,401	63,842
4	BIHAR	1,29,089	1,20,187
5	CHHATISGARH	37,086	26,603
6	DELHI	0	0
7	GOA	0	0
8	GUJARAT	98,256	72,251
9	HARYANA	78,519	40,916
10	HIMACHAL PRADESH	7,228	7,218
11	JAMMU AND KASHMIR	42,902	22,167
12	JHARKHAND	44,557	30,781
13	KARNATAKA	2,93,976	1,79,347
14	KERALA	14,388	6,639
15	MADHYA PRADESH	2,74,481	1,89,002
16	MAHARASHTRA	2,72,766	1,60,024
17	MANIPUR	24,984	23,022
18	MEGHALAYA	8,267	4,388
19	MIZORAM	4,099	3,996
20	NAGALAND	19,868	19,868
21	ODISHA	22,382	14,390
22	PUDUCHERRY	0	0
23	PUNJAB	3,912	657
24	RAJASTHAN	1,61,259	1,21,399
25	SIKKIM	3,443	855
26	TAMIL NADU	1,46,744	1,22,794
27	TRIPURA	4,345	3,445
28	UTTARAKHAND	59,289	41,601
29	UTTAR PRADESH	5,69,154	3,38,147
30	WEST BENGAL	4,31,115	2,77,205
31	ANDAMAN AND NICOBAR ISLANDS	0	0
32	CHANDIGARH	0	0
33	DADRA AND NAGAR HAVELI	0	0
34	DAMAN AND DIU	0	0
35	LAKSHADWEEP	0	0
Grand Total		30,56,750	20,49,408

Table - 11

Institutional Delivery
(Unit: Number)

Sl. No.	State/UT Name	Delivery in institutions (Number) April 2013- November 2013	Achievement till last month
(1)	(2)	(3)	(4)
1	ANDHRA PRADESH	9,23,378	8,02,290
2	ARUNACHAL PRADESH	0 #	0
3	ASSAM	0	0
4	BIHAR	9,46,923	7,66,451
5	CHHATISGARH	1,11,518	1,11,518
6	DELHI	1,70,412	1,36,788
7	GOA	10,847	9,373
8	GUJARAT	6,78,180	5,79,841
9	HARYANA	2,30,905	1,94,136
10	HIMACHAL PRADESH	54,302	47,540
11	JAMMU AND KASHMIR	1,00,664	82,139
12	JHARKHAND	1,26,791 #	1,26,791
13	KARNATAKA	5,50,925	4,83,168
14	KERALA	3,37,028	2,94,243
15	MADHYA PRADESH	6,03,254	0
16	MAHARASHTRA	11,33,636	9,78,231
17	MANIPUR	11,610	11,610
18	MEGHALAYA	20,554	20,554
19	MIZORAM	5688 #	5,688
20	NAGALAND	1151 #	1,151
21	ODISHA	4,17,447	3,60,415
22	PUDUCHERRY	27,502	24,490
23	PUNJAB	2,18,758	1,83,714
24	RAJASTHAN	7,91,390 #	7,91,390
25	SIKKIM	4,394	3,847
26	TAMIL NADU	6,93,655	6,03,057
27	TRIPURA	27,115	23,352
28	UTTARAKHAND	77,496	67,453
29	UTTAR PRADESH	17,54,969	15,45,126
30	WEST BENGAL	6,09,930	5,20,748
31	ANDAMAN AND NICOBAR ISLANDS	3,315	2,911
32	CHANDIGARH	17,064	14,678
33	DADRA AND NAGAR HAVELI	4,975	3,614
34	DAMAN AND DIU	2,316	1,961
35	LAKSHADWEEP	469	413
Grand Total		1,06,68,561	87,98,681

Note: # Previous month figures have been repeated

Table - 12(A)

SC Families assisted
SC families assisted under SCA to SCSP & NSFDC
(Unit: Number)

		Target		Achievement		Percent Achievement Current
Sl. No.	State/UT Name	2013-2014	April 2013- November 2013	April 2013- November 2013	Achievement till last month	April 2013- November 2013
(1)	(2)	(3)	(4)	(5)	(6)	(5)/(4)
1	ANDHRA PRADESH	1,21,813	75,118	0	0	0
2	ASSAM	11,637	7,178	3,597	3,165	50
3	BIHAR	11,982	7,392	1,93,106 #	1,93,106	2,612
4	CHHATISGARH	98,071	60,479	422	290	1
5	DELHI	680	420	3,941	3,571	938
6	GOA	16,804	10,360	14	14	0
7	GUJARAT	14,130	8,716	60,317	48,269	692
8	HARYANA	19,394	11,959	51,945	41,136	434
9	HIMACHAL PRADESH	11,515	7,103	21,303	15,914	300
10	JAMMU AND KASHMIR	5,713	3,523	3,029	1,674	86
11	JHARKHAND	16,574	10,220	81841 #	81,841	801
12	KARNATAKA	66,871	41,239	91,740	91,740	222
13	KERALA	14,457	8,917	15,260	12,837	171
14	MADHYA PRADESH	66,098	40,761	1,08,200	33,677	265
15	MAHARASHTRA	41,759	25,752	10,284	9,357	40
16	MANIPUR	650	399	0	0	0
17	ODISHA	41,473	25,575	14,076	11,961	55
18	PUDUCHERRY	608	378	799	717	211
19	PUNJAB	30,838	19,018	206	206	1
20	RAJASTHAN	46,649	28,765	8,452	5,256	29
21	SIKKIM	352	214	1,900	1,715	888
22	TAMIL NADU	57,573	35,504	13,071	9,379	37
23	TRIPURA	6,370	3,930	166	166	4
24	UTTARAKHAND	8,347	5,148	5,240	4,345	102
25	UTTAR PRADESH	1,69,519	1,04,538	39,546	35,820	38
26	WEST BENGAL	82,224	50,706	1,53,805	1,09,066	303
27	CHANDIGARH	905	555	626	626	113
Grand Total		9,63,006	5,93,867	8,82,886	7,15,848	149

Very Good:(90% or above of targets)

BIHAR, DELHI, GUJARAT, HARYANA, HIMACHAL PRADESH, JHARKHAND, KARNATAKA, KERALA, MADHYA PRADESH, PUDUCHERRY, SIKKIM, UTTARAKHAND, WEST BENGAL, CHANDIGARH

Good:(Between 80% to 90% targets)

JAMMU AND KASHMIR

Poor:(Below 80% of targets)

ANDHRA PRADESH, ASSAM, CHHATISGARH, GOA, MAHARASHTRA, MANIPUR, ODISHA, PUNJAB, RAJASTHAN, TAMIL NADU, TRIPURA, UTTAR PRADESH

Note: # Previous month figures have been repeated

SC Families Assisted under SCA to SCSP & NSFDC

% Achievement of Target
During April 2013 - November 2013

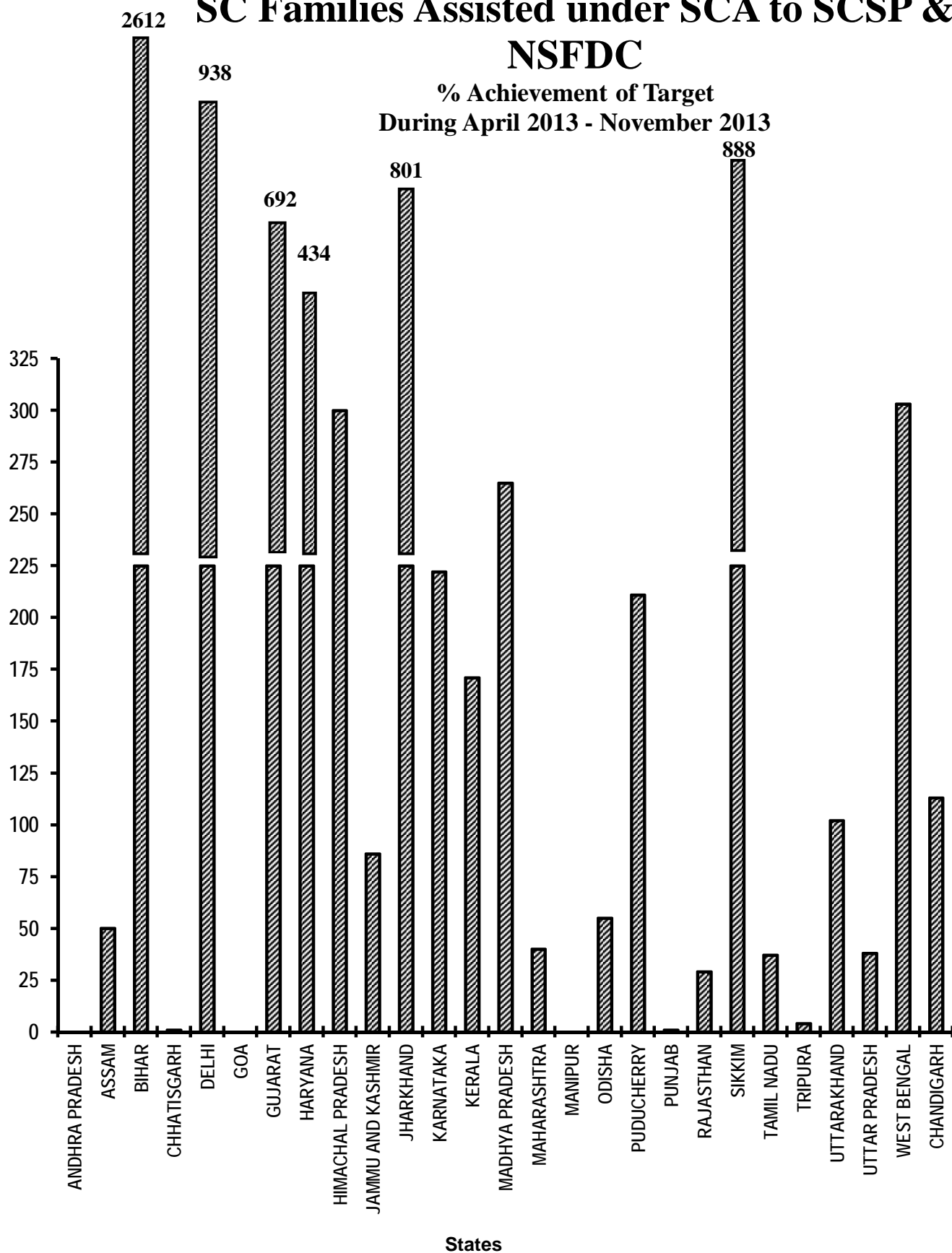


Table - 12(B)

**SC Families assisted
SC students assisted under post matric scholarship
(Unit: Number)**

		Target		Achievement		Percent Achievement Current
Sl. No.	State/UT Name	2013-2014	April 2013- November 2013	April 2013- November 2013	Achievement till last month	April 2013- November 2013
(1)	(2)	(3)	(4)	(5)	(6)	(5)/(4)
1	ANDHRA PRADESH	7,11,017	4,38,458	NR	NR	0
2	ASSAM	25,962	16,013	0	NR	0
3	BIHAR	1,42,877	88,105	NR	NR	0
4	CHHATISGARH	94,548	58,304	2,56,625	1,45,214	440
5	DELHI	18,725	11,544	0	NR	0
6	GOA	212	132	NR	NR	0
7	GUJARAT	1,09,199	67,340	71,809	0	107
8	HARYANA	78,120	48,174	6,264	2,285	13
9	HIMACHAL PRADESH	16,050	9,900	0	NR	0
10	JAMMU AND KASHMIR	8,429	5,196	NR	NR	0
11	JHARKHAND	14,142	8,724	NR	NR	0
12	KARNATAKA	3,30,530	2,03,825	1,34,657	50,970	66
13	KERALA	1,26,048	77,729	79,062	63,872	102
14	MADHYA PRADESH	2,59,774	1,60,194	NR	NR	0
15	MAHARASHTRA	6,16,660	3,80,273	1,08,329	97,753	28
16	MANIPUR	4,757	2,931	NR	NR	0
17	MEGHALAYA	296	182	0	0	0
18	ODISHA	1,11,642	68,849	NR	NR	0
19	PUDUCHERRY	9,568	5,899	0	0	0
20	PUNJAB	96,936	59,776	1,24,206	0	208
21	RAJASTHAN	2,97,488	1,83,454	2,21,300	1,76,089	121
22	SIKKIM	439	272	NR	NR	0
23	TAMIL NADU	8,40,325	5,18,201	2,48,223	2,46,130	48
24	TRIPURA	33,454	20,630	0	0	0
25	UTTARAKHAND	71,312	43,977	0	NR	0
26	UTTAR PRADESH	8,82,070	5,43,945	NR	NR	0
27	WEST BENGAL	6,00,247	3,70,153	NR	NR	0
28	CHANDIGARH	-	-	NR	NR	-
Grand Total		55,00,827	33,92,180	12,50,475	7,82,313	37

Very Good:(90% or above of targets)

CHHATISGARH, GUJARAT, KERALA, PUNJAB, RAJASTHAN

Poor:(Below 80% of targets)

ANDHRA PRADESH, ASSAM, BIHAR, DELHI, GOA, HARYANA, HIMACHAL PRADESH, JAMMU AND KASHMIR, JHARKHAND, KARNATAKA, MADHYA PRADESH, MAHARASHTRA, MANIPUR, MEGHALAYA, ODISHA, PUDUCHERRY, SIKKIM, TAMIL NADU, TRIPURA, UTTARAKHAND, UTTAR PRADESH, WEST BENGAL

Note: * So far Chhatisgarh, Gujarat, Haryana, Karnataka, Kerala, Maharashtra, Punjab, Rajasthan and Tamil Nadu have furnished information on this parameter. States/UTs of Assam, Delhi, Himachal Pradesh, Meghalaya, Puducherry, Tripura and Uttarakhand have reported zero information. All other States have not furnished information, consequently their performance has also been taken as zero.

NR: Not Reported

SC Students Assisted under Post Matric Scholarship

% Achievement of Target
During April 2013 - November 2013

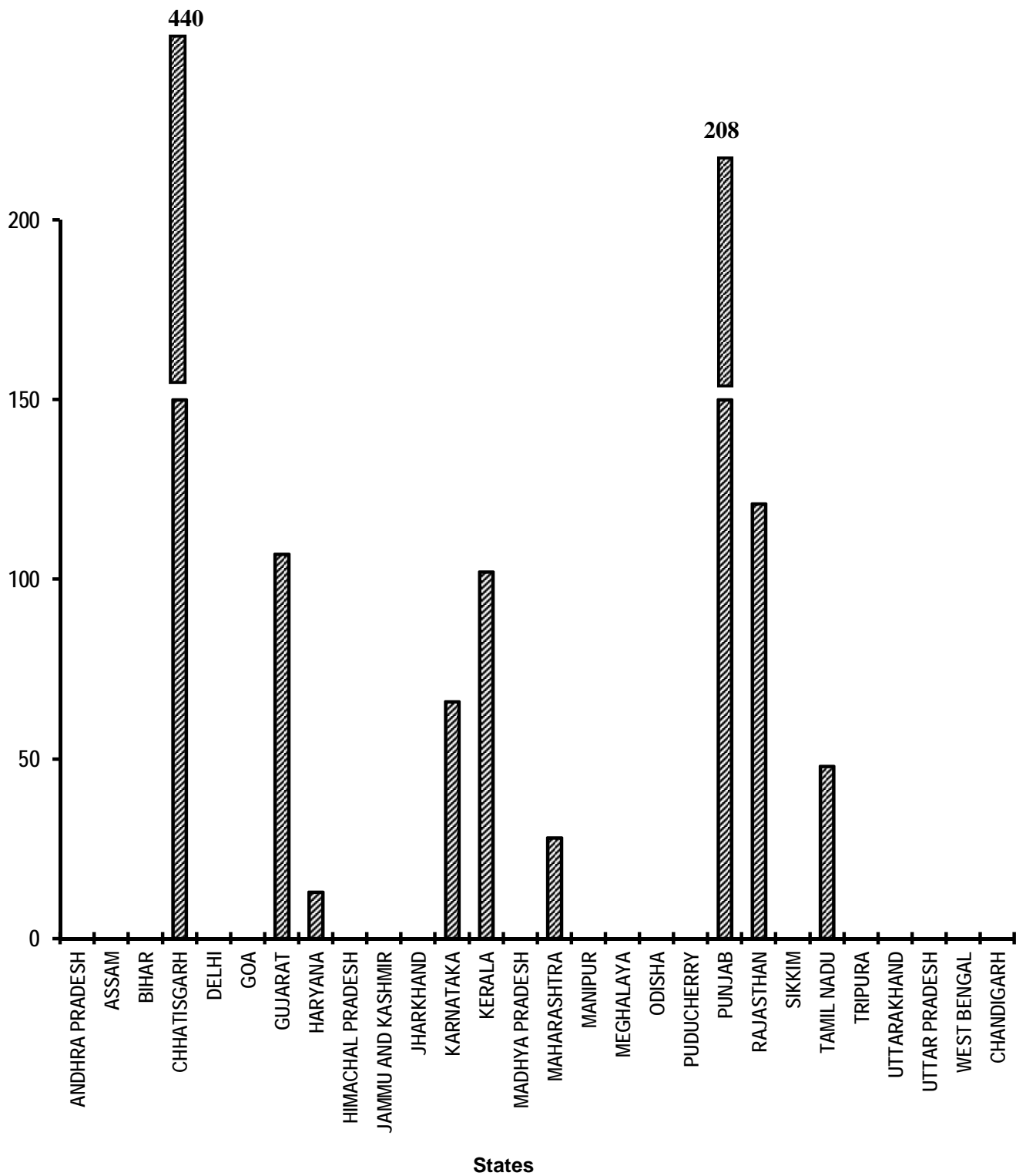


Table - 13

Universalization of ICDS Scheme
ICDS Blocks Operational (Cumulative)
(Unit: Number)

		Target		Achievement		Percent Achievement Current
Sl. No.	State/UT Name	2013-2014	April 2013- November 2013	April 2013- November 2013	Achievement till last month	April 2013- November 2013
(1)	(2)	(3)	(4)	(5)	(6)	(5)/(4)
1	ANDHRA PRADESH	395	395	406	406	103
2	ARUNACHAL PRADESH	95	95	93 #	93	98
3	ASSAM	231	231	231	231	100
4	BIHAR	544	544	544	544	100
5	CHHATISGARH	220	220	220	220	100
6	DELHI	95	95	95	95	100
7	GOA	11	11	11	11	100
8	GUJARAT	336	336	336	336	100
9	HARYANA	148	148	148	148	100
10	HIMACHAL PRADESH	78	78	78	78	100
11	JAMMU AND KASHMIR	141	141	141	141	100
12	JHARKHAND	212	212	204 #	204	96
13	KARNATAKA	204	204	204	204	100
14	KERALA	258	258	258	258	100
15	MADHYA PRADESH	453	453	453	453	100
16	MAHARASHTRA	553	553	553	553	100
17	MANIPUR	42	42	42	42	100
18	MEGHALAYA	41	41	41	41	100
19	MIZORAM	27	27	27 #	27	100
20	NAGALAND	59	59	59 #	59	100
21	ODISHA	338	338	338	338	100
22	PUDUCHERRY	5	5	5	5	100
23	PUNJAB	154	154	154	154	100
24	RAJASTHAN	304	304	304	304	100
25	SIKKIM	13	13	13	13	100
26	TAMIL NADU	434	434	434	434	100
27	TRIPURA	56	56	56	56	100
28	UTTARAKHAND	105	105	105	105	100
29	UTTAR PRADESH	897	897	873	873	97
30	WEST BENGAL	575	575	520	520	90
31	ANDAMAN AND NICOBAR ISLANDS	5	5	5	5	100
32	CHANDIGARH	3	3	3	3	100
33	DADRA AND NAGAR HAVELI	2	2	2	2	100
34	DAMAN AND DIU	2	2	2	2	100
35	LAKSHADWEEP	9	9	9	9	100
Grand Total		7,045	7,045	6,967	6,967	99

Very Good:(90% or above of targets)

ANDHRA PRADESH, ARUNACHAL PRADESH, ASSAM, BIHAR, CHHATISGARH, DELHI, GOA, GUJARAT, HARYANA, HIMACHAL PRADESH, JAMMU AND KASHMIR, JHARKHAND, KARNATAKA, KERALA, MADHYA PRADESH, MAHARASHTRA, MANIPUR, MEGHALAYA, MIZORAM, NAGALAND, ODISHA, PUDUCHERRY, PUNJAB, RAJASTHAN, SIKKIM, TAMIL NADU, TRIPURA, UTTARAKHAND, UTTAR PRADESH, WEST BENGAL, ANDAMAN AND NICOBAR ISLANDS, CHANDIGARH, DADRA AND NAGAR HAVELI, DAMAN AND DIU, LAKSHADWEEP

Note: # Previous month figures have been repeated

Universalization of ICDS Scheme

ICDS Blocks Operational (Cumulative)

% Achievement of Target
During Apr 2013 - November 2013

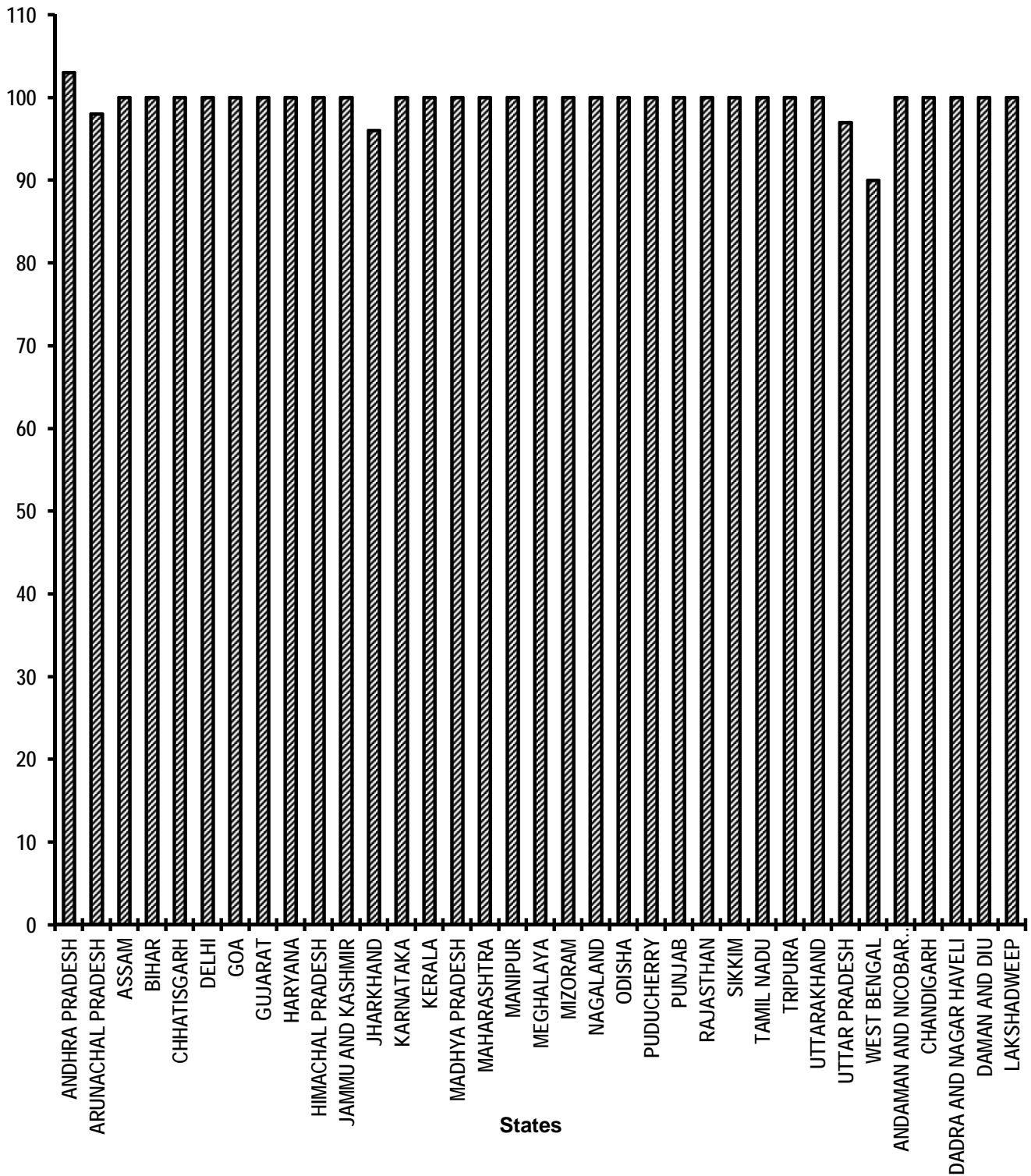


Table - 14

Functional Anganwadis
Anganwadis Functional (Cumulative)
(Unit: Number)

		Target		Achievement		Percent Achievement Current
Sl. No.	State/UT Name	2013-2014	April 2013- November 2013	April 2013- November 2013	Achievement till last month	April 2013- November 2013
(1)	(2)	(3)	(4)	(5)	(6)	(5)/(4)
1	ANDHRA PRADESH	90,349	90,349	90,716	90,707	100
2	ARUNACHAL PRADESH	6,107	6,107	6028 #	6,028	99
3	ASSAM	62,153	62,153	62,153	62,153	100
4	BIHAR	91,793	91,793	91,677	91,677	100
5	CHHATISGARH	55,372	55,372	49,730	49,663	90
6	DELHI	10,984	10,984	10,897	10,897	99
7	GOA	1,262	1,262	1,262	1,262	100
8	GUJARAT	50,990	50,990	51,438	51,335	101
9	HARYANA	25,727	25,727	25,838	25,838	100
10	HIMACHAL PRADESH	18,890	18,890	18,900	18,895	100
11	JAMMU AND KASHMIR	28,577	28,577	28,591	28,591	100
12	JHARKHAND	38,432	38,432	38365 #	38,365	100
13	KARNATAKA	64,518	64,518	64,518	64,517	100
14	KERALA	33,112	33,112	33,111	33,108	100
15	MADHYA PRADESH	91,575	91,575	91,138	91,138	100
16	MAHARASHTRA	1,07,933	1,07,933	97,070	96,902	90
17	MANIPUR	10,534	10,534	9,805	9,805	93
18	MEGHALAYA	5,156	5,156	5,155	5,155	100
19	MIZORAM	1,980	1,980	1980 #	1,980	100
20	NAGALAND	3,455	3,455	3455 #	3,455	100
21	ODISHA	71,830	71,830	71,140	71,140	99
22	PUDUCHERRY	788	788	788	788	100
23	PUNJAB	26,656	26,656	26,656	26,656	100
24	RAJASTHAN	61,108	61,108	59,680	59,655	98
25	SIKKIM	1,233	1,233	1,233	1,233	100
26	TAMIL NADU	54,880	54,880	54,439	54,439	99
27	TRIPURA	9,908	9,908	9,911	9,911	100
28	UTTARAKHAND	20,487	20,487	19,021	18,936	93
29	UTTAR PRADESH	1,87,899	1,87,899	1,85,020	1,85,020	98
30	WEST BENGAL	1,16,702	1,16,702	1,16,659	1,16,654	100
31	ANDAMAN AND NICOBAR ISLANDS	710	710	708	708	100
32	CHANDIGARH	500	500	500	500	100
33	DADRA AND NAGAR HAVELI	267	267	268	268	100
34	DAMAN AND DIU	104	104	102	102	98
35	LAKSHADWEEP	107	107	107	107	100
Grand Total		13,52,078	13,52,078	13,28,059	13,27,588	98

Very Good:(90% or above of targets)

ANDHRA PRADESH, ARUNACHAL PRADESH, ASSAM, BIHAR, CHHATISGARH, DELHI, GOA, GUJARAT, HARYANA, HIMACHAL PRADESH, JAMMU AND KASHMIR, JHARKHAND, KARNATAKA, KERALA, MADHYA PRADESH, MAHARASHTRA, MANIPUR, MEGHALAYA, MIZORAM, NAGALAND, ODISHA, PUDUCHERRY, PUNJAB, RAJASTHAN, SIKKIM, TAMIL NADU, TRIPURA, UTTARAKHAND, UTTAR PRADESH, WEST BENGAL, ANDAMAN AND NICOBAR ISLANDS, CHANDIGARH, DADRA AND NAGAR HAVELI, DAMAN AND DIU, LAKSHADWEEP

Note: # Previous month figures have been repeated

Functional Anganwadis (Cumulative) % Achievement of Target During April 2013 - November 2013

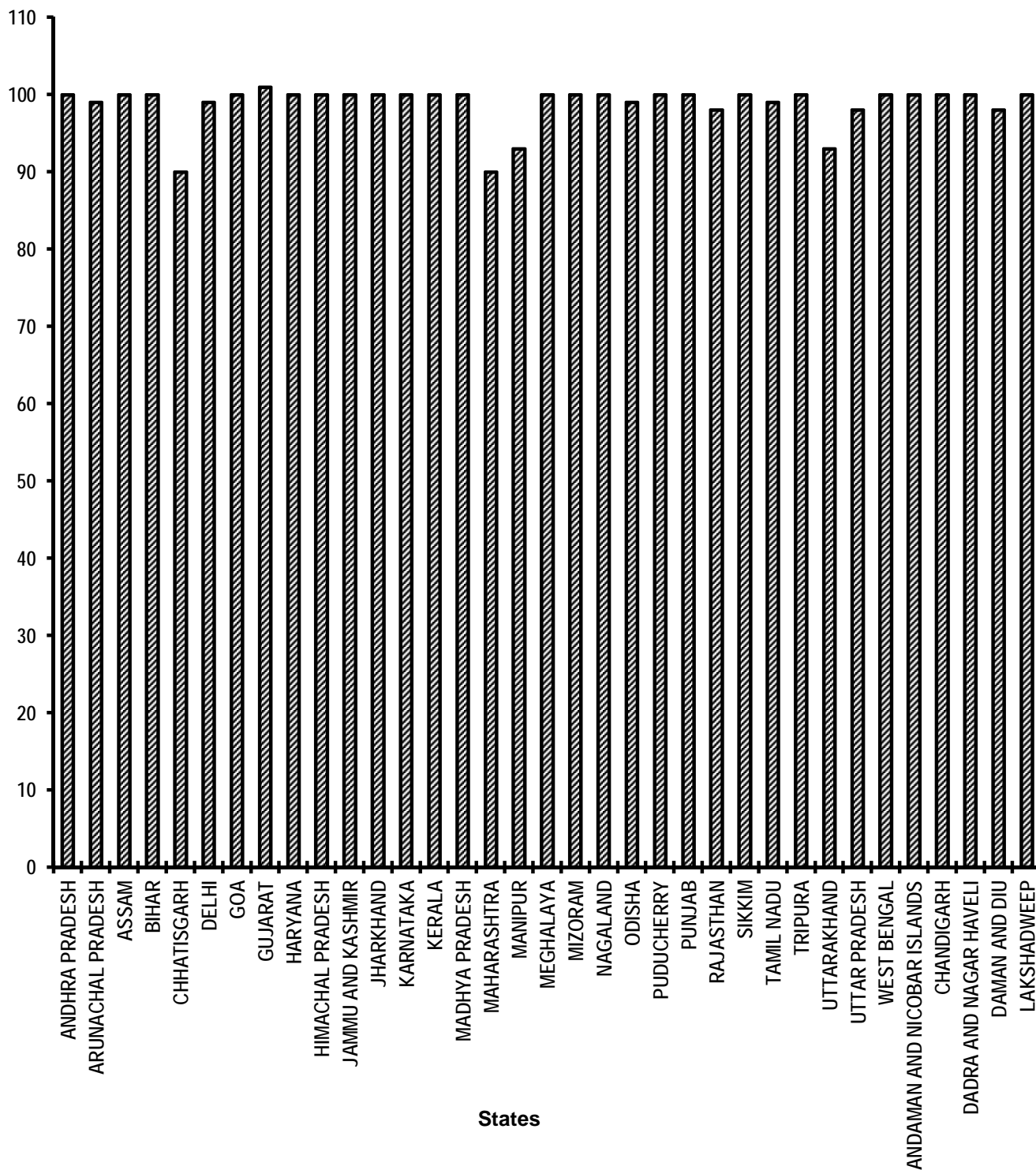


Table - 15

No. of Urban poor families assisted under Seven Point Charter
Poor Families assisted
(Unit: Number)

Sl. No.	State/UT Name	Target		Achievement		Percent Achievement Current
		2013-2014	April 2013- November 2013	April 2013- November 2013	Achievement till last month	April 2013- November 2013
(1)	(2)	(3)	(4)	(5)	(6)	(5)/(4)
1	ANDHRA PRADESH	15,918	10,610	45,714	42,018	431
2	ARUNACHAL PRADESH	237	160	0 #	0	0
3	ASSAM	893	594	315	315	53
4	BIHAR	1,331	888	0	0	0
5	CHHATISGARH	5,717	3,809	0	0	0
6	DELHI	18,290	12,192	0	0	0
7	GOA	-	-	0	0	-
8	GUJARAT	4,659	3,104	9,128	9,128	294
9	HARYANA	687	456	1,925	1,085	422
10	HIMACHAL PRADESH	332	220	0	0	0
11	JAMMU AND KASHMIR	1,290	862	0	0	0
12	JHARKHAND	2,384	1,588	1752 #	1,752	110
13	KARNATAKA	2,180	1,452	1,343	1,129	92
14	KERALA	2,083	1,387	3,382	3,190	244
15	MADHYA PRADESH	10,997	7,329	3,484	2,614	48
16	MAHARASHTRA	18,543	12,360	12,447	11,502	101
17	MANIPUR	616	408	0	0	0
18	MEGHALAYA	512	340	80	80	24
19	MIZORAM	683	456	0 #	0	0
20	NAGALAND	193	128	0 #	0	0
21	ODISHA	2,342	1,560	908	803	58
22	PUDUCHERRY	422	280	0	0	0
23	PUNJAB	2,920	1,944	1,253	153	64
24	RAJASTHAN	9,717	6,480	10,470	9,691	162
25	SIKKIM	74	48	1,378	1,378	2,871
26	TAMIL NADU	13,555	9,035	13,559	5,355	150
27	TRIPURA	52	33	2,113	1,950	6,403
28	UTTARAKHAND	1,038	690	489	330	71
29	UTTAR PRADESH	14,667	9,776	987	964	10
30	WEST BENGAL	14,107	9,403	1,37,369	1,34,943	1,461
31	ANDAMAN AND NICOBAR ISLANDS	-	-	0	0	-
32	CHANDIGARH	3,558	2,370	375	218	16
33	DADRA AND NAGAR HAVELI	-	-	0	0	-
34	DAMAN AND DIU	3	1	0	0	0
Grand Total		1,50,000	99,963	2,48,471	2,28,598	249

Very Good:(90% or above of targets)

ANDHRA PRADESH, GUJARAT, HARYANA, JHARKHAND, KARNATAKA, KERALA, MAHARASHTRA, RAJASTHAN, SIKKIM, TAMIL NADU, TRIPURA, WEST BENGAL

Poor:(Below 80% of targets)

ARUNACHAL PRADESH, ASSAM, BIHAR, CHHATISGARH, DELHI, HIMACHAL PRADESH, JAMMU AND KASHMIR, MADHYA PRADESH, MANIPUR, MEGHALAYA, MIZORAM, NAGALAND, ODISHA, PUDUCHERRY, PUNJAB, UTTARAKHAND, UTTAR PRADESH, CHANDIGARH, DAMAN AND DIU

Note: # Previous month figures have been repeated

No. of Urban poor families assisted under Seven Point Charter

Poor Families Assisted

% Achievement of Target

During April 2013 - November 2013

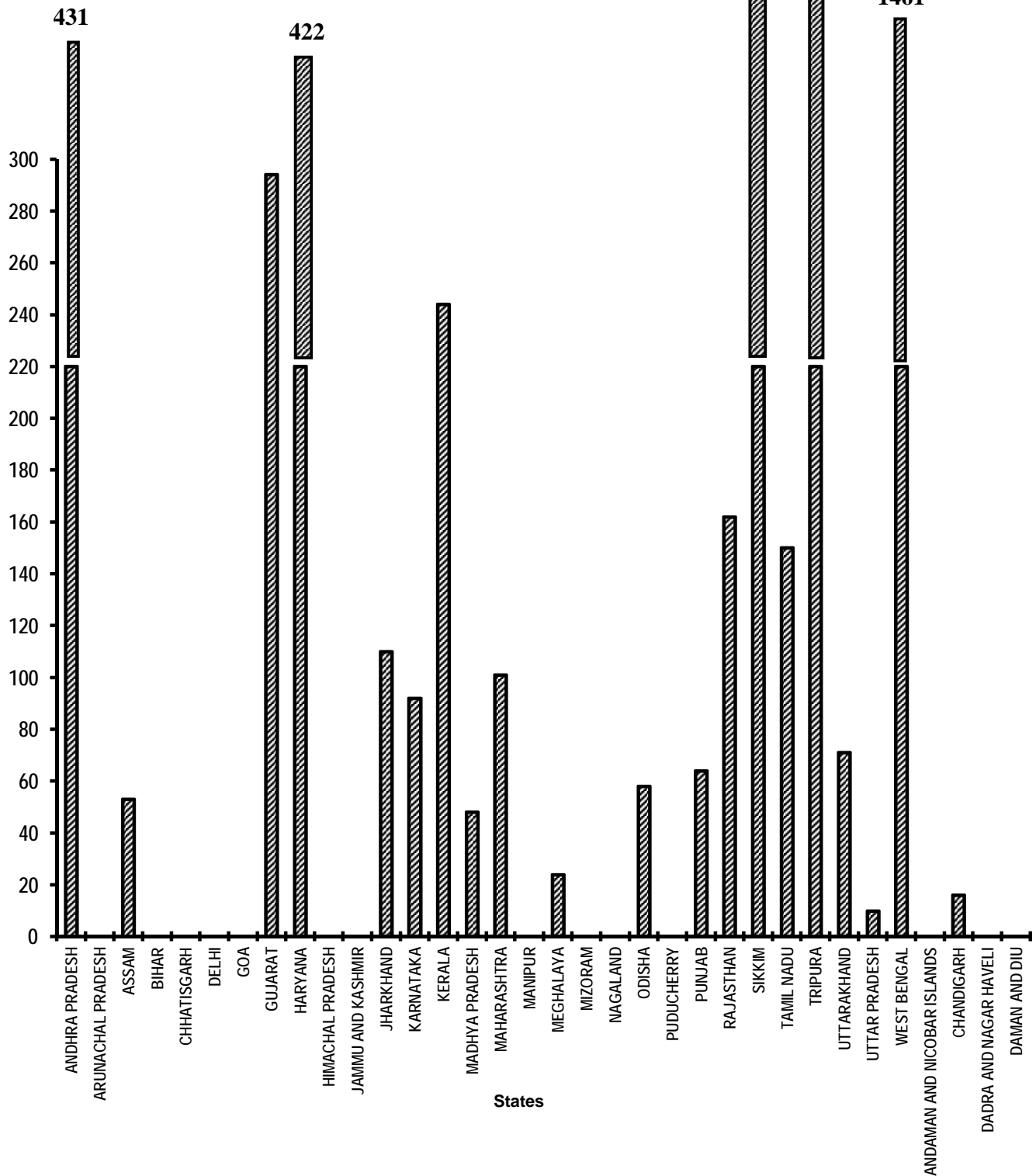


Table - 16(A)

**Afforestation (Public and Forest Lands)
Area Covered under Plantation
(Unit: Hectares)**

		Target		Achievement		Percent Achievement Current
Sl. No.	State/UT Name	2013-2014	April 2013- November 2013	April 2013- November 2013	Achievement till last month	April 2013- November 2013
(1)	(2)	(3)	(4)	(5)	(6)	(5)/(4)
1	ANDHRA PRADESH	3,87,760	2,58,504	3,33,805	1,82,095	129
2	ARUNACHAL PRADESH	5,760	3,840	62	21	2
3	ASSAM	1,180	784	0	0	0
4	BIHAR	21,860	14,576	43,696	43,484	300
5	CHHATISGARH	64,220	42,816	53,862	53,831	126
6	DELHI	1,220	812	682	676	84
7	GOA	225	149	154	154	103
8	GUJARAT	1,24,520	83,012	1,04,725	1,00,645	126
9	HARYANA	64,890	43,258	44,102	43,260	102
10	HIMACHAL PRADESH	25,460	16,972	16,927	16,488	100
11	JAMMU AND KASHMIR	9,050	6,032	1,617	1,178	27
12	JHARKHAND	22,200	14,800	3450 #	3,450	23
13	KARNATAKA	79,760	53,172	82,174	81,846	155
14	KERALA	7,530	5,018	3,890	3,890	78
15	MADHYA PRADESH	1,28,370	85,578	1,35,199	42,680	158
16	MAHARASHTRA	1,57,780	1,05,184	1,99,277	1,95,976	189
17	MANIPUR	11,500	7,664	16,507	14,322	215
18	MEGHALAYA	3,940	2,624	11,798	11,798	450
19	MIZORAM	5,420	3,612	5253 #	5,253	145
20	NAGALAND	1,950	1,298	8300 #	8,300	639
21	ODISHA	1,00,000	66,664	64,188	62,988	96
22	PUDUCHERRY	40	26	33	30	127
23	PUNJAB	9,700	6,464	13,511	13,341	209
24	RAJASTHAN	57,000	38,000	66,323	65,305	175
25	SIKKIM	6,160	4,104	822	822	20
26	TAMIL NADU	58,770	39,178	52,611	44,737	134
27	TRIPURA	20,450	13,632	15,801	15,778	116
28	UTTARAKHAND	19,920	13,280	20,328	19,806	153
29	UTTAR PRADESH	76,230	50,818	73,713	73,713	145
30	WEST BENGAL	7,940	5,292	3,910	3,910	74
31	ANDAMAN AND NICOBAR ISLANDS	1,220	812	612	597	75
32	CHANDIGARH	100	66	163	155	247
33	DADRA AND NAGAR HAVELI	220	144	200	0	139
34	DAMAN AND DIU	10	6	7	7	117
35	LAKSHADWEEP	20	12	14	14	117
Grand Total		14,82,375	9,88,203	13,77,716	11,10,550	139

Very Good: (90% or above of targets)

ANDHRA PRADESH, BIHAR, CHHATISGARH, GOA, GUJARAT, HARYANA, HIMACHAL PRADESH, KARNATAKA, MADHYA PRADESH, MAHARASHTRA, MANIPUR, MEGHALAYA, MIZORAM, NAGALAND, ODISHA, PUDUCHERRY, PUNJAB, RAJASTHAN, TAMIL NADU, TRIPURA, UTTARAKHAND, UTTAR PRADESH, CHANDIGARH, DADRA AND NAGAR HAVELI, DAMAN AND DIU, LAKSHADWEEP

Good: (Between 80% to 90% targets)

DELHI

Poor: (Below 80% of targets)

ARUNACHAL PRADESH, ASSAM, JAMMU AND KASHMIR, JHARKHAND, KERALA, SIKKIM, WEST BENGAL, ANDAMAN AND NICOBAR ISLANDS

Note: # Previous month figures have been repeated

Afforestation (Public and Forest Lands)

Area Covered under Plantation

% Achievement of Target
During April 2013 - November 2013

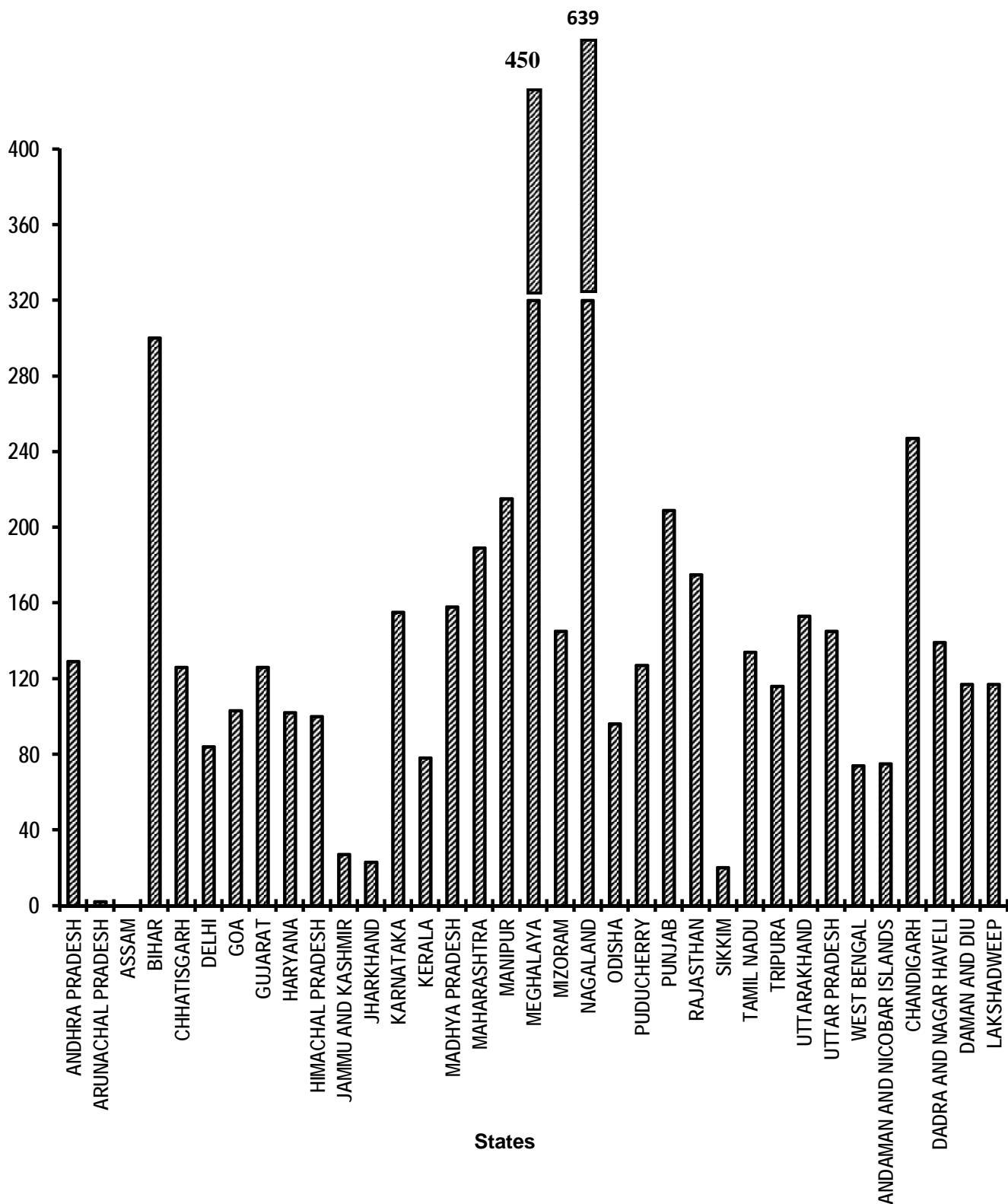


Table - 16(B)

**Afforestation (Public and Forest Lands)
Seedlings planted
(Unit: Number)**

		Target		Achievement		Percent Achievement Current
Sl. No.	State/UT Name	2013-2014	April 2013- November 2013	April 2013- November 2013	Achievement till last month	April 2013- November 2013
(1)	(2)	(3)	(4)	(5)	(6)	(5)/(4)
1	ANDHRA PRADESH	25,20,44,000	16,80,29,335	26,12,38,000	24,17,92,000	155
2	ARUNACHAL PRADESH	37,44,000	24,96,000	38,256	30,019	2
3	ASSAM	7,67,000	5,11,332	0	0	0
4	BIHAR	1,42,09,000	94,72,664	1,43,360 #	1,43,360	2
5	CHHATISGARH	4,17,43,000	2,78,28,664	4,81,30,000	4,81,10,000	173
6	DELHI	7,93,000	5,28,664	4,43,530	4,39,332	84
7	GOA	1,46,000	97,332	2,60,000	2,60,000	267
8	GUJARAT	8,09,38,000	5,39,58,664	7,34,32,000	6,96,60,000	136
9	HARYANA	4,21,79,000	2,81,19,332	3,65,00,000	3,59,00,000	130
10	HIMACHAL PRADESH	1,65,49,000	1,10,32,664	1,10,02,000	1,07,16,000	100
11	JAMMU AND KASHMIR	58,83,000	39,22,000	9,02,000	8,61,000	23
12	JHARKHAND	1,44,30,000	96,20,000	54,71,635 #	54,71,635	57
13	KARNATAKA	5,18,44,000	3,45,62,664	7,67,46,000	7,65,83,000	222
14	KERALA	48,95,000	32,63,332	28,61,054	28,61,054	88
15	MADHYA PRADESH	8,34,41,000	5,56,27,332	8,78,79,000	2,77,42,000	158
16	MAHARASHTRA	10,25,57,000	6,83,71,332	17,09,95,000	16,76,37,000	250
17	MANIPUR	74,75,000	49,83,332	96,59,504	94,14,729	194
18	MEGHALAYA	25,61,000	17,07,332	74,000	74,000	4
19	MIZORAM	35,23,000	23,48,664	32,83,724 #	32,83,724	140
20	NAGALAND	12,68,000	8,45,332	58,15,000 #	58,15,000	688
21	ODISHA	6,50,00,000	4,33,33,332	7,71,67,000	7,65,25,000	178
22	PUDUCHERRY	26,000	17,332	39,335	27,068	227
23	PUNJAB	63,05,000	42,03,332	1,08,09,000	1,06,73,000	257
24	RAJASTHAN	3,70,00,000	2,46,66,664	4,58,62,700	4,46,46,300	186
25	SIKKIM	40,04,000	26,69,332	5,95,680	5,95,680	22
26	TAMIL NADU	3,82,01,000	2,54,67,332	3,41,97,031	2,90,86,835	134
27	TRIPURA	1,32,93,000	88,62,000	1,02,70,600	1,02,56,000	116
28	UTTARAKHAND	1,29,48,000	86,32,000	2,29,35,000	2,02,97,000	266
29	UTTAR PRADESH	4,95,50,000	3,30,33,332	5,76,75,964	5,76,75,964	175
30	WEST BENGAL	51,61,000	34,40,664	50,35,350	47,61,550	146
31	ANDAMAN AND NICOBAR ISLANDS	7,93,000	5,28,664	4,10,978	3,83,703	78
32	CHANDIGARH	65,000	43,332	65,343	64,140	151
33	DADRA AND NAGAR HAVELI	1,43,000	95,332	3,33,000	0	349
34	DAMAN AND DIU	7,000	4,664	30,916	12,701	663
35	LAKSHADWEEP	13,000	8,666	11,312	11,312	131
Grand Total		96,34,98,000	64,23,31,949	1,06,03,13,272	96,18,10,106	165

Very Good:(90% or above of targets)

ANDHRA PRADESH, CHHATISGARH, GOA, GUJARAT, HARYANA, HIMACHAL PRADESH, KARNATAKA, MADHYA PRADESH, MAHARASHTRA, MANIPUR, MIZORAM, NAGALAND, ODISHA, PUDUCHERRY, PUNJAB, RAJASTHAN, TAMIL NADU, TRIPURA, UTTARAKHAND, UTTAR PRADESH, WEST BENGAL, CHANDIGARH, DADRA AND NAGAR HAVELI, DAMAN AND DIU, LAKSHADWEEP

Good:(Between 80% to 90% targets)

DELHI, KERALA

Poor:(Below 80% of targets)

ARUNACHAL PRADESH, ASSAM, BIHAR, JAMMU AND KASHMIR, JHARKHAND, MEGHALAYA, SIKKIM, ANDAMAN AND NICOBAR ISLANDS

Note: # Previous month figures have been repeated

Afforestation (Public and Forest Lands)

Seedlings planted

% Achievement of Target
During April 2013 - November 2013

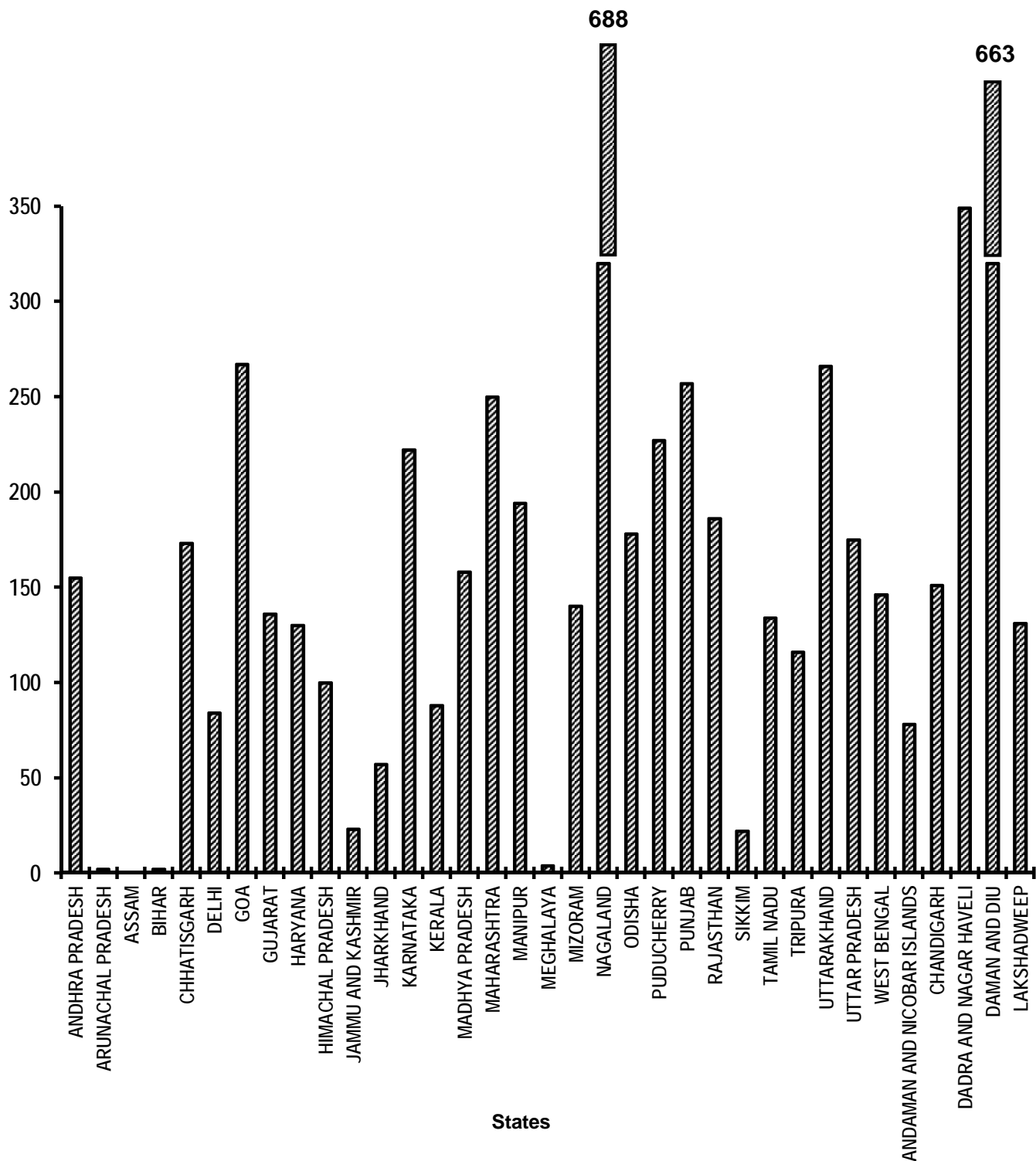


Table - 17

Rural roads - PMGSY
Length of road constructed
(Unit: Kilometer)

		Target		Achievement		Percent Achievement Current
Sl. No.	State/UT Name	2013-2014	April 2013- November 2013	April 2013- November 2013	Achievement till last month	April 2013- November 2013
(1)	(2)	(3)	(4)	(5)	(6)	(5)/(4)
1	ANDHRA PRADESH	475	206	58	46	28
2	ARUNACHAL PRADESH	340	147	186 *	113	127
3	ASSAM	650	283	569	445	201
4	BIHAR	3,840	2,560	2,062	1,974	81
5	CHHATISGARH	1,900	823	497	408	60
6	GUJARAT	200	87	440	393	506
7	HARYANA	30	13	4	4	31
8	HIMACHAL PRADESH	550	238	385	258	162
9	JAMMU AND KASHMIR	1,285	557	610	548	110
10	JHARKHAND	1,880	814	580 *	459	71
11	KARNATAKA	90	39	132	123	338
12	KERALA	240	104	110	106	106
13	MADHYA PRADESH	3,350	1,451	810	709	56
14	MAHARASHTRA	440	191	226	226	118
15	MANIPUR	160	69	275	223	399
16	MEGHALAYA	40	18	33	33	183
17	MIZORAM	50	22	70 #	70	318
18	NAGALAND	190	82	203 *	176	248
19	ODISHA	3,460	1,499	1,148	910	77
20	PUNJAB	340	148	692	611	468
21	RAJASTHAN	1,580	685	1,147	925	167
22	SIKKIM	175	77	63	59	82
23	TAMIL NADU	685	297	459	442	155
24	TRIPURA	170	74	85 *	82	115
25	UTTARAKHAND	500	216	151	129	70
26	UTTAR PRADESH	2,320	1,006	757 *	693	75
27	WEST BENGAL	2,010	871	678	627	78
Grand Total		26,950	12,577	12,430	10,792	99

Very Good:(90% or above of targets)

ARUNACHAL PRADESH, ASSAM, GUJARAT, HIMACHAL PRADESH, JAMMU AND KASHMIR, KARNATAKA, KERALA, MAHARASHTRA, MANIPUR, MEGHALAYA, MIZORAM, NAGALAND, PUNJAB, RAJASTHAN, TAMIL NADU, TRIPURA

Good:(Between 80% to 90% targets)

BIHAR, SIKKIM

Poor:(Below 80% of targets)

ANDHRA PRADESH, CHHATISGARH, HARYANA, JHARKHAND, MADHYA PRADESH, ODISHA, UTTARAKHAND, UTTAR PRADESH, WEST BENGAL

Note: * The figures have been reconciled with that of Ministry of Rural Development

Previous month figures have been repeated

Rural Roads - PMGSY

Length of Road Constructed

% Achievement of Target

During April 2013 - November 2013

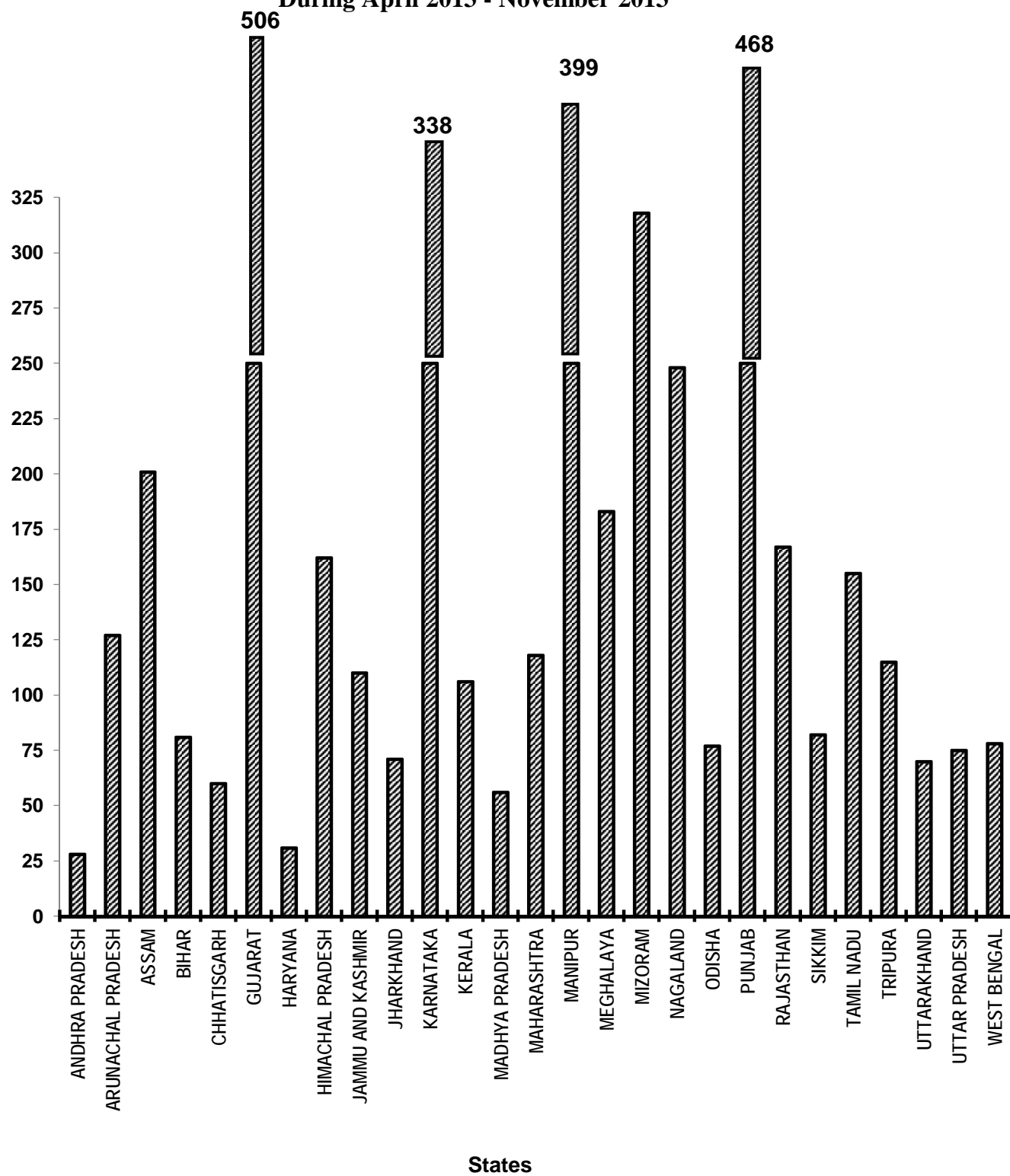


Table - 18

Rajiv Gandhi Grameen Vidyutikaran Yojana
Villages electrified
(Unit: Number)

		Target		Achievement		Percent Achievement Current
Sl. No.	State/UT Name	2013-2014	April 2013- November 2013	April 2013- November 2013	Achievement till last month	April 2013- November 2013
(1)	(2)	(3)	(4)	(5)	(6)	(5)/(4)
1	ARUNACHAL PRADESH	406	229	160 *	145	70
2	ASSAM	219	127	59	48	46
3	BIHAR	826	467	982 #	982	210
4	CHHATISGARH	525	270	74 #	74	27
5	HIMACHAL PRADESH	12	12	0	0	0
6	JAMMU AND KASHMIR	61	61	20 *	16	33
7	JHARKHAND	362	194	67 #	67	35
8	MADHYA PRADESH	45	25	340 #	340	1,360
9	MANIPUR	264	144	0	0	0
10	MEGHALAYA	212	120	44	44	37
11	MIZORAM	43	24	8 *	0	33
12	NAGALAND	17	11	3 *	3	27
13	ODISHA	204	107	56 *	52	52
14	RAJASTHAN	99	54	30	27	56
15	TRIPURA	1	1	0	0	0
16	WEST BENGAL	4	4	0 #	0	0
Grand Total		3,300	1,850	1,843	1,798	100

Very Good:(90% or above of targets)

BIHAR, MADHYA PRADESH

Poor:(Below 80% of targets)

ARUNACHAL PRADESH, ASSAM, CHHATISGARH, HIMACHAL PRADESH, JAMMU AND KASHMIR, JHARKHAND, MANIPUR, MEGHALAYA, MIZORAM, NAGALAND, ODISHA, RAJASTHAN, TRIPURA, WEST BENGAL

Note: * The figures have been reconciled with that of Ministry of Power

Previous month figures have been repeated

Rajiv Gandhi Grameen Vidyutikaran Yojana-RGGVY

Villages electrified
% Achievement of Target
During April 2013 - November 2013

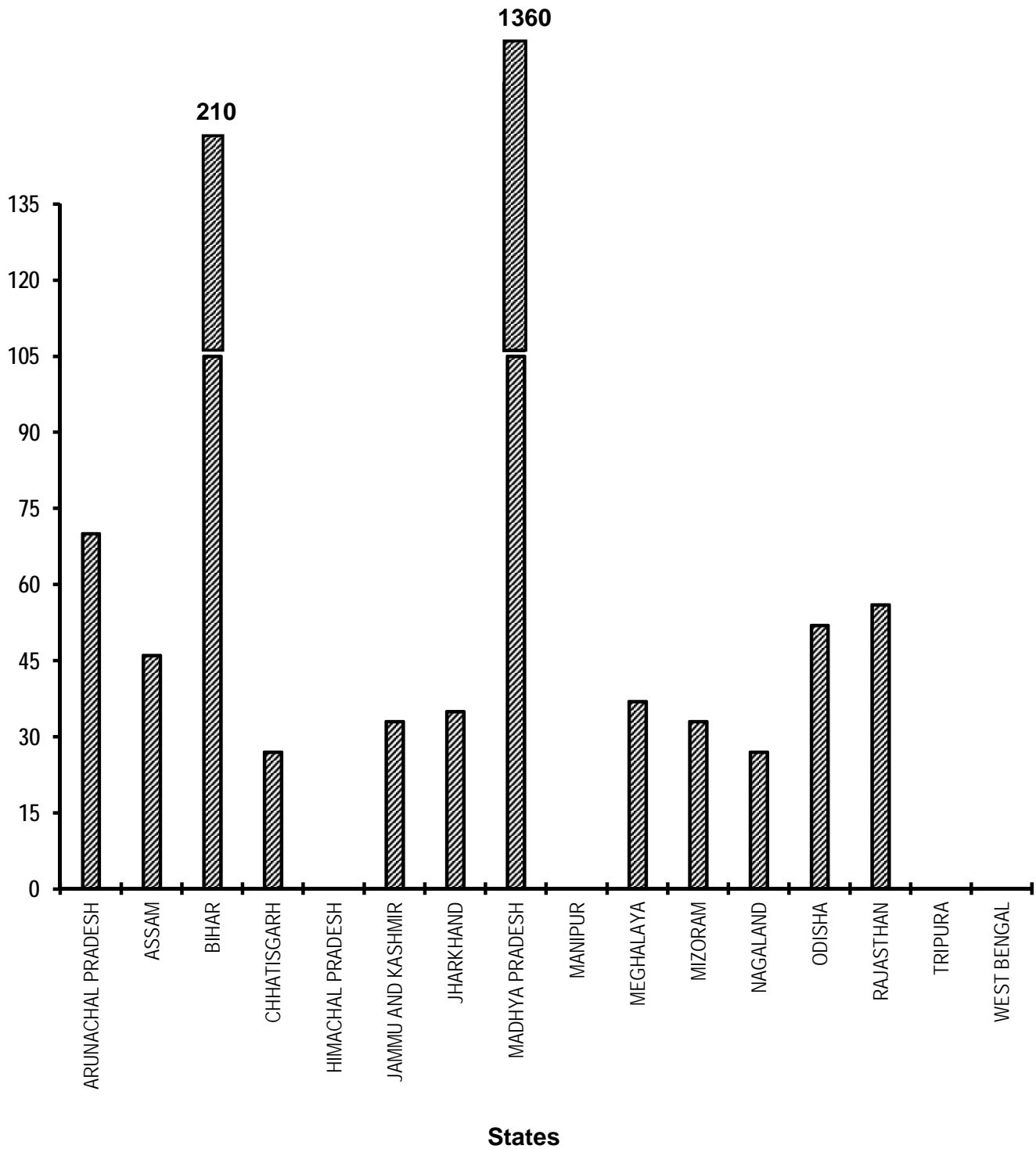


Table - 19

**Energising pump sets
Pumps sets energized
(Unit: Number)**

		Target +		Achievement		Percent Achievement Current
Sl. No.	State/UT Name	2013-2014	April 2013- November 2013	April 2013- November 2013	Achievement till last month	April 2013- November 2013
(1)	(2)	(3)	(4)	(5)	(6)	(5)/(4)
1	ANDHRA PRADESH	50,000	33,333	80,232	64,966	241
2	BIHAR	2,764	1,842	3,631	3,187	197
3	CHHATISGARH	20,000	13,333	10,131	7,168	76
4	GOA	200	123	96	96	78
5	GUJARAT	44,250	29,498	49,031	40,050	166
6	HARYANA	20,025	13,349	14,678	12,493	110
7	HIMACHAL PRADESH	1,215	808	1,352	1,225	167
8	JHARKHAND	22,000	14,666	1373 #	1,373	9
9	KARNATAKA	38,602	25,734	59,080	20,843	230
10	KERALA	12,000	8,000	5,659	4,985	71
11	MADHYA PRADESH	17,237	11,490	55,498	8,741	483
12	ODISHA	1,190	792	1,875	1,684	237
13	PUDUCHERRY	25	16	35	33	219
14	PUNJAB	25,000	16,664	21,224	18,935	127
15	RAJASTHAN	30,000	20,000	62,564	58,766	313
16	TAMIL NADU	15,000	8,333	6,759	5,785	81
17	UTTARAKHAND	350	232	657	612	283
18	UTTAR PRADESH	22,058	14,704	5,816	4,733	40
19	WEST BENGAL	422	280	1,129	983	403
20	DADRA AND NAGAR HAVELI	20	10	0	-	0
21	DAMAN AND DIU	25	16	10	10	62
Grand Total		3,22,383	2,13,223	3,80,830	2,56,668	179

Very Good:(90% or above of targets)

ANDHRA PRADESH, BIHAR, GUJARAT, HARYANA, HIMACHAL PRADESH, KARNATAKA, MADHYA PRADESH, ODISHA, PUDUCHERRY, PUNJAB, RAJASTHAN, UTTARAKHAND, WEST BENGAL

Good:(Between 80% to 90% targets)

TAMIL NADU

Poor:(Below 80% of targets)

CHHATISGARH, GOA, JHARKHAND, KERALA, UTTAR PRADESH, DADRA AND NAGAR HAVELI, DAMAN AND DIU

Note: + States/UTs of Goa, Gujarat, Haryana, Himachal Pradesh, Punjab, Rajasthan, Tamil Nadu and Dadra & Nagar Haveli have furnished the targets. For rest of the States/UTs previous year targets have been repeated provisionally

Previous month figures have been repeated

Energising Pump sets

Pumps sets energized

% Achievement of Target

During April 2013 - November 2013

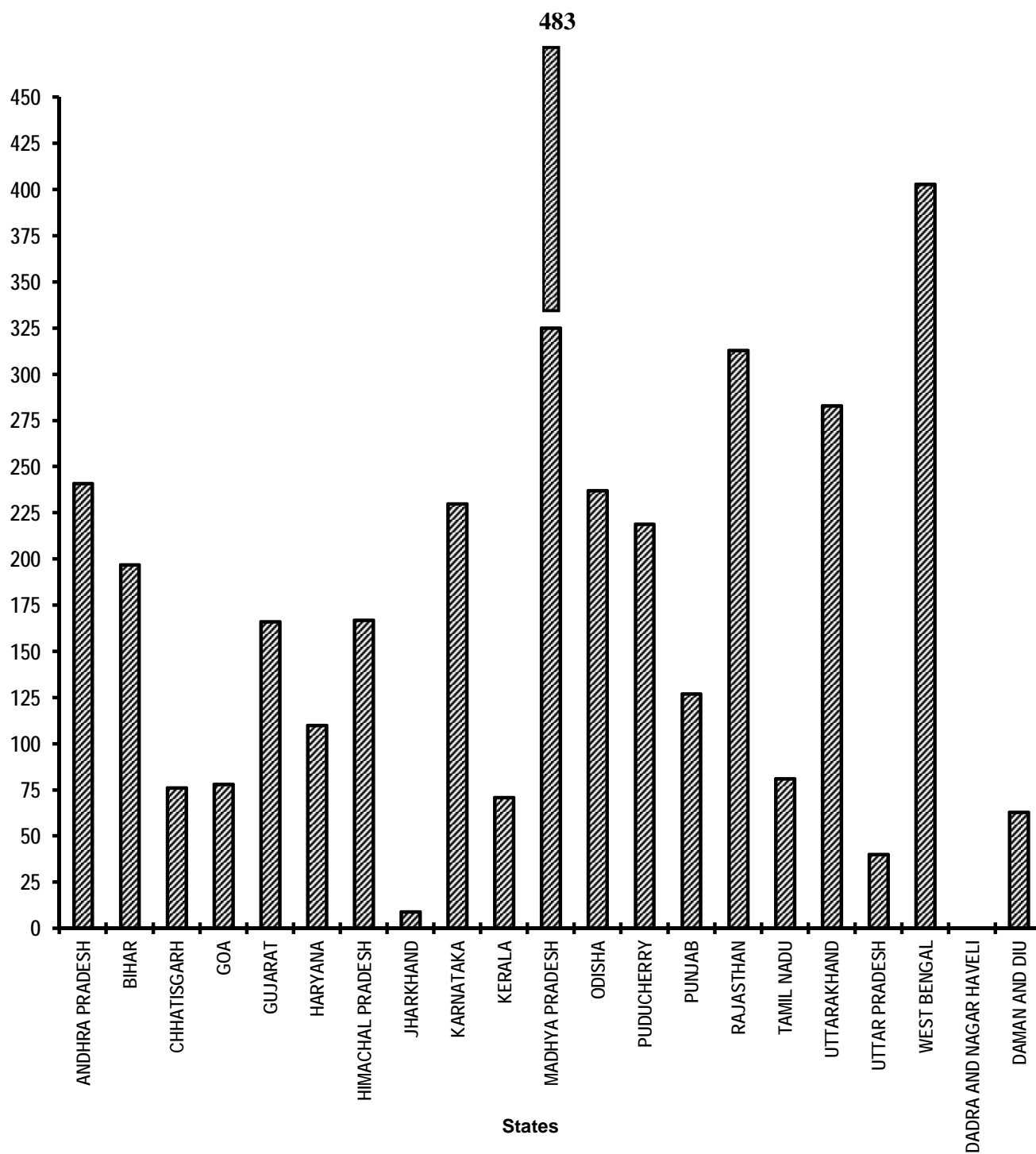


Table - 20

Supply of Electricity

Sl. No.	State/UT Name	Electricity demanded (Million Units) April 2013- November 2013	Electricity supplied (Million Units) April 2013- November 2013	Electricity supplied (Million Units) till last month	Shortage observed (Million Units) April 2013- November 2013	Percentage of Electricity Supplied current
(1)	(2)	(3)	(4)	(5)	(6)	(7)
1	ANDHRA PRADESH	62,347	57,487	50,613	4,860	92
2	ARUNACHAL PRADESH	357	333	291	24	93
3	ASSAM	5,192	4,866	4,302	326	94
4	BIHAR	10,169	9,665	8,438	504	95
5	CHHATISGARH	12,627	12,525	11,020	102	99
6	DELHI	19,504	19,450	17,848	54	100
7	GOA	2,379	2,364	2,065	15	99
8	GUJARAT	60,016	60,007	53,054	9	100
9	HARYANA	31,369	31,157	28,245	212	99
10	HIMACHAL PRADESH	6,095	5,942	5,271	153	97
11	JAMMU AND KASHMIR	9,970	7,635	6,559	2,335	77
12	JHARKHAND	4,662	4,553	3,963	109	98
13	KARNATAKA	40,888	36,323	31,473	4,565	89
14	KERALA	14,042	13,594	11,825	448	97
15	MADHYA PRADESH	31,921	31,912	26,380	9	100
16	MAHARASHTRA	82,465	81,038	70,869	1,427	98
17	MANIPUR	381	362	318	19	95
18	MEGHALAYA	1,148	1,039	902	109	91
19	MIZORAM	289	280	242	9	97
20	NAGALAND	383	375	332	8	98
21	ODISHA	16,804	16,539	14,660	265	98
22	PUDUCHERRY	1,604	1,580	1,403	24	99
23	PUNJAB	36,550	35,853	33,183	697	98
24	RAJASTHAN	36,502	36,385	31,429	117	100
25	SIKKIM	259	259	224	0	100
26	TAMIL NADU	62,626	58,491	52,181	4,135	93
27	TRIPURA	823	781	681	42	95
28	UTTARAKHAND	7,972	7,650	6,779	322	96
29	UTTAR PRADESH	64,437	55,105	48,931	9,332	86
30	WEST BENGAL	29,634	29,536	26,628	98	100
31	ANDAMAN AND NICOBAR ISLANDS	160	120	105	40	75
32	CHANDIGARH	1,154	1,154	1,058	0	100
33	DADRA AND NAGAR HAVELI	3,652	3,652	3,202	0	100
34	DAMAN AND DIU	1,506	1,506	1,339	0	100
35	LAKSHADWEEP	32	32	28	0	100
Grand Total		6,59,919	6,29,550	5,55,841	30,369	95

Very Good:(90% or above of targets)

ANDHRA PRADESH, ARUNACHAL PRADESH, ASSAM, BIHAR, CHHATISGARH, DELHI, GOA, GUJARAT, HARYANA, HIMACHAL PRADESH, JHARKHAND, KERALA, MADHYA PRADESH, MAHARASHTRA, MANIPUR, MEGHALAYA, MIZORAM, NAGALAND, ODISHA, PUDUCHERRY, PUNJAB, RAJASTHAN, SIKKIM, TAMIL NADU, TRIPURA, UTTARAKHAND, WEST BENGAL, CHANDIGARH, DADRA AND NAGAR HAVELI, DAMAN AND DIU, LAKSHADWEEP

Good:(Between 80% to 90% targets)

KARNATAKA, UTTAR PRADESH

Poor:(Below 80% of targets)

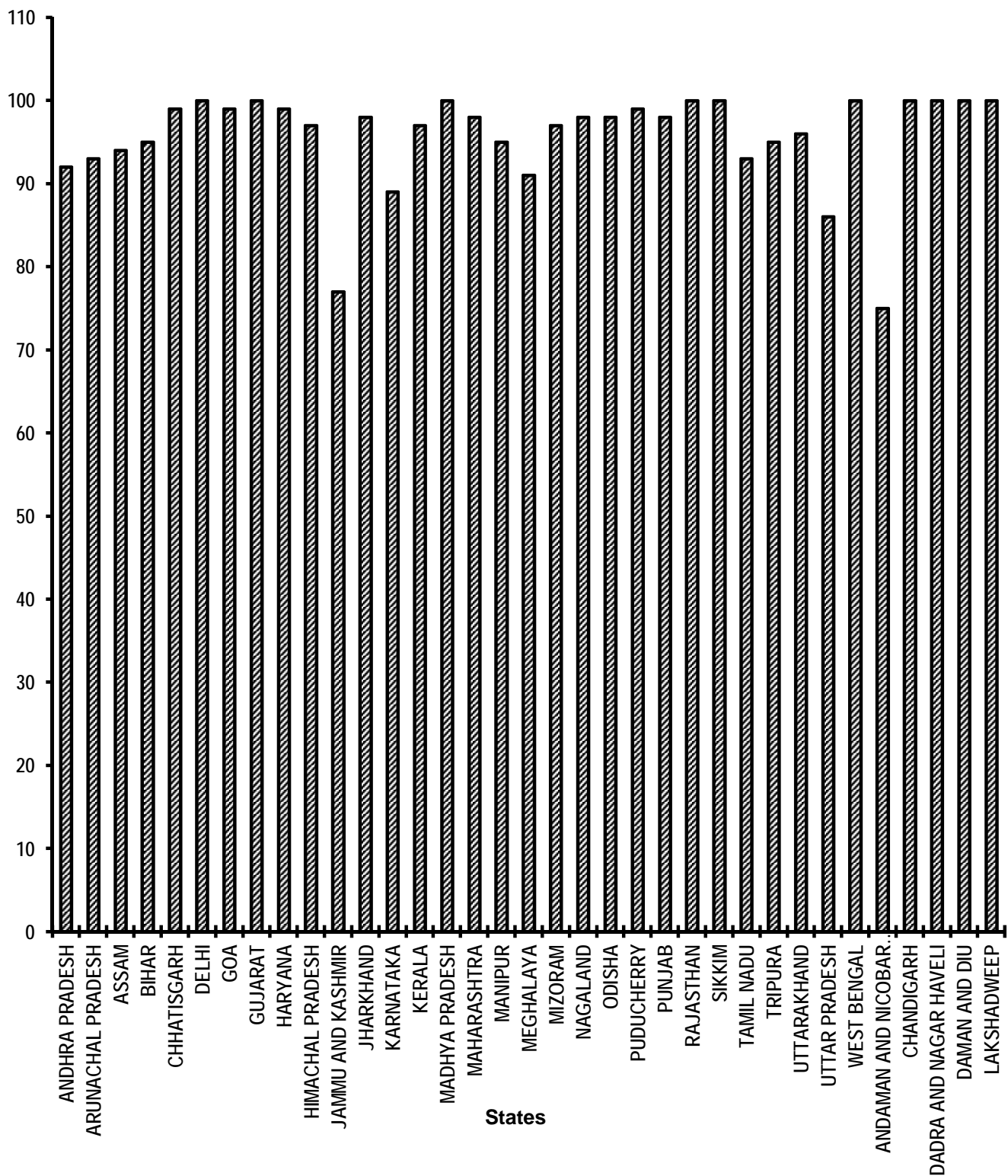
JAMMU AND KASHMIR, ANDAMAN AND NICOBAR ISLANDS

Supply of Electricity

Electricity supplied

% Achievement of Target

During April 2013 - November 2013



Annexure -I**LISTOF ITEMS COVERED UNDER (TPP) - 2006**

Point No.	Item No.	Name of the Points/Items
I.		Garibi Hatao [Poverty Eradication]
		Rural Areas
	1.	Employment generation under the <i>Mahatma Gandhi National Rural Employment Guarantee Act (MGNREGA)</i>
	2.	Swaranjayanti Gram Swarojgar Yojana (SGSY)
	3.	Rural Business Hubs in Partnership with Panchayats
	4.	Self help Groups
		Urban Areas
	5.	Swaranjayanti Shehari Rojgar Yojana
II.		Jan Shakti (Power to People)
	6.	Local Self Government (Panchayati Raj and Urban Local Bodies) <ul style="list-style-type: none"> - Activity Mapping for devolution of functions - Budget Flow of Funds - Assignment of Functionaries
	7.	Quick and Inexpensive Justice – Gram Nyayalayas and Nyaya Panchayats.
	8.	District Planning Committees.
III.		Kisan Mitra [Support to Farmers]
	9.	Water shed development
	10.	Marketing and infrastructural support to farmers
	11.	Irrigation facilities (including minor and micro irrigation) for agriculture
	12.	Credit to farmers
	13.	Distribution of waste land to the landless
IV.		Shramik Kalyan [Labour Welfare]
	14.	Social Security for Agricultural and Unorganised Labour
	15.	Minimum Wages Enforcement (including Farm Labour)
	16.	Prevention of Child Labour
	17.	Welfare of Women Labour
V.		Khadya Suraksha [Food Security]
	18.	Food Security: <ul style="list-style-type: none"> (i) Targeted Public Distribution system, (ii) Antyodaya Anna Yojana, (iii) Establishing Grain banks in chronically food scarcity areas
VI.		Subke Liye Aawas [Housing for All]
	19	Rural Housing - Indira Awaas Yojana
	20.	EWS/LIG Houses in Urban Areas

Contd.....

Point No.	Item No.	Name of the Points/Items
VII.		Shudh Peya Jal [Clean Drinking Water]
	21.	Rural Areas. - National Rural Drinking Water Programme-(<i>NRDWP</i>)
	22.	Urban Areas: - Accelerated Urban Water Supply Programme
VIII.		Jan Jan Ka Swasthya [Health for All]
	23.	Control and prevention of major diseases: (a) HIV/AIDS (b) TB (c) Malaria (d) Leprosy (e) Blindness
	24.	National Rural Health Mission
	25.	Immunisation of Children
	26.	Sanitation Programme in - Rural Areas - Urban areas
	27.	Institutional Delivery
	28.	Prevention of Female Foeticide
	29.	Supplementary nutrition for Mothers and Children
	30.	Two Child norms
IX.		Sabke Liye Shiksha [Education for All]
	31.	Sarv Shiksha Abhiyan - Compulsory Elementary Education
	32.	Mid Day Meal Scheme
X.		Anusuchit Jaati, Jan Jaati, Alp-sankhyak evam Anya Pichhra Varg Kalyan [Welfare of Scheduled Castes, Scheduled Tribes, Minorities and OBCs]
	33.	SC Families Assisted (a) SC families assisted under SCA to SCSP & NSFDC (b) SC students assisted under post matric scholarship
	34.	Rehabilitation of Scavengers
	35.	ST Families Assisted
	36.	Rights of Forest dwellers – Owners of minor forest produce
	37.	Particularly Vulnerable Tribal Groups (PTGs)
	38.	No alienation of Tribal lands
	39.	Implementation of Panchayats (Extension to Scheduled Areas) Act [PESA]
	40.	Welfare of Minorities
	41.	Professional education among all minority communities
	42.	Reservation of OBCs in - Education - Employment
XI.		Mahila Kalyan [Women Welfare]
	43.	Financial Assistance for Women Welfare
	44.	Improved participation of women in (a) Panchayats (b) Municipalities (c) State Legislatures (d) Parliament

Contd.....

Point No.	Item No.	Name of the Points/Items
XII.		Bal Kalyan (Child Welfare)
	45.	Universalisation of ICDS Scheme
	46.	Functional Anganwadis
XIII.		Yuva Vikas [Youth Development]
	47.	Sports for all in Rural and Urban areas
	48.	Rashtriya Sadbhavana Yojana
	49.	National Service Scheme (NSS)
XIV.		Basti Sudhar [Improvement of Slums]
	50.	Number of Urban poor families assisted under seven point charter viz. land tenure, housing at affordable cost, water, sanitation, health, education, and social security.
XV.		Paryavaran Sanrakshan evam Van Vridhi [Environment Protection and Afforestation]
	51.	Afforestation (a) Area Covered under Plantation on - Public and Forest Lands (b) Number of Seedlings planted on -Public and Forest Lands
	52.	Prevention of pollution of Rivers and water bodies
	53.	Solid and liquid waste management in - Rural Areas - Urban Areas
XVI.		Samajik Suraksha [Social Security]
	54.	Rehabilitation of handicapped and orphans.
	55.	Welfare of the aged
XVII.		Grameen Sadak [Rural Roads]
	56.	Rural Roads - PMGSY
XVIII.		Grameen Oorja [Energization of Rural Area]
	57.	Bio-diesel Production
	58.	Rajiv Gandhi Grameen Vidyutikaran Yojana
	59.	Renewable Energy
	60.	Energising Pump sets
	61.	Supply of Electricity
	62.	Supply of Kerosene and LPG
XIX.		Pichhara Kshetra Vikas [Development of Backward Areas]
	63.	Backward Regions Grants Fund (BRGF)
XX.		e- Shasan [IT enabled e-Governance]
	64.	Central and State Governments
	65.	Panchayats and Municipalities

ABBREVIATIONS USED

AAY	Antyodaya Anna Yojana
NRDWP	National Rural Drinking Water Programme
DDRS	Deen Dayal Rehabilitation Scheme
EWS	Economically Weaker Section
IAY	Indira Awaas Yojana
ICDS	Integrated Child Development Scheme
LIG	Low Income Group
MWE	Minimum Wages Enforcement
NC	Not Covered
NREGS	National Rural Employment Guarantee Scheme
PC	Partially Covered
PMGSY	Prime Minister Grameen Sadak Yojana
SC	Scheduled Caste
RGGVY	Rajiv Gandhi Grameen Vidyutikaran Yojana
SGRY	Sampoorna Grameen Rojgar yojana
SGSY	Swaranjanati Gram Swarojgar Yojana
SHG	Self Help Groups
ST	Scheduled Tribe
TPDS	Targeted Public Distribution system