

TWENTY POINT PROGRAMME-2006
PROGRESS REPORT
FOR
APRIL 2012 – JANUARY 2013



GOVERNMENT OF INDIA
MINISTRY OF STATISTICS AND PROGRAMME IMPLEMENTATION
SARDAR PATEL BHAWAN, SANSAD MARG,
NEW DELHI-110 001

Website: www.mospi.gov.in

CONTENTS

		Page No.
I.	Introduction	i
II.	List of Twenty Points	ii
III.	List of Monthly Monitored Items	iii
IV.	Status of receipt of targets for Monthly Monitored items	iv
V.	List of items /parameters identified for appraisal	vii
VI.	List of items under TPP-2006 yet to be operationalised	viii

PART-I Overall Performance Analysis

VII.	Progress Report	1
VIII.	Highlights of Performance	2
	Table - A: All India Performance	6
	Table - B : State-wise Performance	7
	Table - C : State -wise and Item-wise Performance	12

PART- II Performance Tables

Table No.	Description of Item	
1	Employment Generation - <i>MGNREG</i> Scheme	22
2(A)	Swaranjayanti Gram Swarojgar Yojana (SGSY)	23
2(B)	SC, ST, Women and Disabled Swarozgaries assisted under SGSY	25
3(A)	SHG formed under SGSY	26
3(B)	SHG to whom income generating activities provided	27
4(A)	Distribution of Waste Land to the Landless	29
4(B)	Waste Land distributed to SC, ST and others	30
5(A)	Minimum Wages Enforcement (including Farm Labour)	31
	(i) Inspections made (ii) Irregularities detected	
	(iii) Irregularities rectified	
5(B)	Minimum Wages Enforcement (including Farm Labour)	32
	(i) Claims Filed (ii) Claims Settled	
5(c)	Minimum Wages Enforcement (including Farm Labour)	33
	(i) Prosecution cases pending (ii) Prosecution cases filed	
	(iii) Prosecution cases decided	
6(A)	<i>Food Security</i> : Targeted Public Distribution System (TPDS) for AAY, APL & BPL,	34
6(B)	<i>Food Security</i> : TPDS for Antyodaya Anna Yojana (AAY) only	36
6(C)	<i>Food Security</i> : TPDS for Below Poverty Line (BPL) only	38
7	Rural Housing : Indira Awaas Yojana (IAY)	40

Contd...

Table No.	Description of Item	Page No.
8	EWS/LIG Houses in Urban Areas	42
9	<i>National Rural Drinking Water Programme (NRDWP)</i>	
9(A)	Coverage of Habitations (Partially Covered & Slipped back)	44
9(B)	Coverage of Water Quality Affected Habitations	46
10	Sanitation Programme in Rural Areas	48
11	Institutional Delivery	49
12	SC Families assisted	50
13	Universalization of ICDS Scheme	52
14	Functional Anganwadis	54
15	Number of Urban Poor Families assisted under Seven Point Charter	56
16(A)	Afforestation- Area Covered under Plantation (Public and Forest Lands)	58
16(B)	<i>Afforestation:</i> Seedlings Planted (Public and Forest Lands)	60
17	Rural Roads Constructed under (PMGSY)	62
18	Village electrified under Rajiv Gandhi Grameen Vidyutikaran Yojana (RGGVY)	64
19	Energising Pump sets	66
20	Supply of Electricity	68
Annexures		
Annexure – I : List of 65 items to be monitored under TPP-2006		70-72
Annexure – II : Abbreviations used		73

Twenty Point Programme – 2006

An Introduction

The Twenty Point Programme (TPP) was launched by the Government of India in the year 1975 and was restructured in 1982, 1986 and again in 2006. The restructured programme, known as Twenty Point Programme (TPP) – 2006, became operational with effect from 1st April 2007. The programme is meant to give a thrust to schemes relating to poverty alleviation, employment generation in rural areas, housing, education, family welfare & health, protection of environment and many other schemes having a bearing on the quality of life, especially in the rural areas.

2. The programmes and schemes under the TPP-2006 are in line with the priorities contained in the Millennium Development Goals (MDGs) of the United Nations and SAARC Social Charter. The original nomenclature, namely the Twenty Point Programme, which has been in existence for more than three decades and carries the stamp of familiarity among the people and administrative agencies, has been retained.

3. Twenty Point Programme (TPP) – 2006 originally consisted of 20 Points (**Appendix-1**) and 66 items being monitored individually by Central Nodal Ministries concerned. Up to 2007-08, out of 66 items, 22 items were monitored on monthly basis. From 1st April 2008 *Sampoorna Grameen Rojgar Yojana* (SGRY) has been merged with another item namely *National Rural Employment Guarantee Act* which has now been renamed as *Mahatma Gandhi National Rural Employment Guarantee Act* from 31st December 2009. Therefore, SGRY has been dropped from the list of 66 items and only 65 items are now monitored under TPP-2006 (since 2008-09). The list of 65 items is enclosed at **Annexure-I**.

4. Out of 65 items, 20 items are being monitored on monthly basis during the period 2012-13 against the targets fixed at the beginning of financial year by the Central Nodal Ministries and State Governments (information in respect of 16 items is being collected from various States/ UTs and for remaining 4 items from the concerned Central Nodal Ministries) (**Appendix-2&3**). The remaining items under TPP-2006 are being monitored on annual basis as the information in respect of these items is made available by the concerned Central Nodal Ministries only on annual basis. These 65 items consist of 162 identified parameters. However, for the purpose of monthly performance, 19 identified parameters have been taken (**Appendix-4**).

5. Some of the schemes/programmes are yet to be operationalised by the Central Nodal Ministries concerned. These items will be monitored only after the schemes come into existence and their frequency of monitoring will also be decided later. The details of such items are available at **Appendix-5**.

6. The monitoring mechanism for TPP-2006 has been widened by including Block level monitoring in addition to District, State and Central level monitoring. Most of the States/Union Territories have constituted Block, District and State level monitoring committees. At the Centre, the progress of individual items is monitored and reviewed by the Departments/Ministries concerned. The Ministry of Statistics & Programme Implementation (MOSPI) monitors the programme/ schemes covered under TPP-2006 on the basis of performance reports received from State Governments and Central Nodal Ministries.

Twenty Point Programme – 2006

List of Twenty Points

1. Garibi Hatao [Poverty Eradication]
2. Jan Shakti [Power to People]
3. Kisan Mitra [Support to Farmers]
4. Shramik Kalyan [Labour Welfare]
5. Khadya Suraksha [Food Security]
6. Subke Liye Aawas [Housing for All]
7. Shudh Peya Jal [Clean Drinking Water]
8. Jan Jan Ka Swasthya [Health for All]
9. Sabke Liye Shiksha [Education for All]
10. Anusuchit Jaati, Jan Jaati, Alp-sankhyak evam Anya Pichhra
Varg Kalyan [Welfare of Scheduled Castes, Scheduled Tribes,
Minorities and OBCs]
11. Mahila Kalyan [Women Welfare]
12. Bal Kalyan [Child Welfare]
13. Yuva Vikas [Youth Development]
14. Basti Sudhar [Improvement of Slums]
15. Paryavaran Sanrakshan evam Van Vridhi
[Environment Protection and Afforestation]
16. Samajik Suraksha [Social Security]
17. Grameen Sadak [Rural Roads]
18. Grameen Oorja [Energization of Rural Area]
19. Pichhara Kshetra Vikas [Development of Backward Areas]
20. e- Shasan [IT enabled e-Governance]

Twenty Point Programme – 2006

Monthly Monitored Items

1. Employment Generation under *Mahatma Gandhi National Rural Employment Guarantee Scheme (MGNREGA)*
2. Swaranjayanti Gram Swarojgar Yojana (SGSY)
3. ***Self help Groups:***
 - (i) Self help Groups formed under SGSY
 - (ii) SHGs to whom income generating activities provided under SGSY
4. Distribution of Waste land to landless
5. Minimum Wages Enforcement (including Farm Labour)
6. ***Food Security:***
 - (i) Targeted Public Distribution System (TPDS) for AAY, APL& BPL,
 - (ii) TPDS for Antyodaya Anna Yojana (AAY) only
 - (iii) TPDS for Below Poverty Line (BPL) only
7. Rural Housing for Indira Awaas Yojana (IAY)
8. EWS/LIG Houses in Urban Areas
9. ***Rural Areas-*** National Rural Drinking Water Programme- (NRDWP)
 - (i) Coverage of Habitations (Partially Covered & Slipped back)- (*NRDWP*)
 - (ii) Coverage of Water Quality Affected Habitations – (*NRDWP*)
10. Sanitation Programme in Rural Areas
11. Institutional Delivery
12. SC Families Assisted
13. Universalisation of ICDS Scheme
14. Functional Anganwadis
15. Number of Urban Poor Families Assisted under Seven Point Charter viz. land tenure, housing at affordable cost, water, sanitation, health, education, and social security.
16. ***Afforestation:***
 - (a) Area Covered under Plantation on - Public and Forest Lands
 - (b) Number of Seedlings planted on -Public and Forest Lands
17. Rural Roads constructed under Prime Minister Grameen Sadak Yojana (PMGSY)
18. Village Electrified under Rajiv Gandhi Grameen Vidyutikaran Yojana (RGGVY)
19. Energising Pump sets
20. Supply of Electricity

STATUS OF RECEIPT OF TARGETS FOR MONTHLY MONITORED ITEMS UNDER TPP-2006

Item No.	Name of the item	Paramete	Parameters/ indicators	Whether State-wise targets fixed by the concerned Administrative Ministries	Whether targets have been received	Nodal Ministry
1	Employment Generation under <i>Mahatma Gandhi National Rural Employment Guarantee Scheme</i>	-	(i) No. of job card issued (ii) Employment generated (iii) Wages given	Targets not fixed * by Administrative Ministry	-	Ministry of Rural Development
2	Swaranjayanti Gram Swarojgar Yojana (SGSY)	1	<i>Individual Swarozgaries Assisted</i> (i) Total (ii) SC (iii) ST (iv) Women (v) Disabled person	Targets fixed & received from Administrative Ministry	Yes	-do-
3	Self Help Groups	2	SHGs under SGSY - SHG formed - SHG to whom income generating activities provided	Targets not fixed * by Administrative Ministry Targets fixed & received from Administrative Ministry	- Yes	-do- -do-
4	Distribution of Waste land to the landless	-	Waste Land distributed (i) Total (ii) SC (iii)ST (iv) Others	Targets not fixed * by Administrative Ministry	-	-do-
5	<i>Minimum Wages Enforcement</i> (including Farm Labour)	-	(a) <i>Agriculture and Farm workers</i> (i) Inspections made (ii) Irregularities detected (iii) Irregularities rectified (iv) Claims filed (v) claims settled (vi) Prosecution cases pending (vii) Prosecution cases filed (viii) Prosecution cases decided (b) <i>others</i>	Targets not fixed * by Administrative Ministry	-	Ministry of Labour & Employment

Item No.	Name of the item	Parameter	Parameters/ indicators	Whether State-wise targets fixed by the concerned Administrative Ministries	Whether targets have been received	Nodal Ministry
6	Food Security: (i) Targeted Public Distribution System (AAY+APL+BPL) (ii) Antyodaya Anna Yojana (AAY) (iii) Below Poverty Line (BPL)	3 4 5	Allocation of Food Grains to States/UTs Allocation of Food Grains to States/UTs Allocation of Food Grains to States/UTs	Targets fixed & received from Administrative Ministry -do- -do-	Yes Yes Yes	Ministry of Consumer Affairs, Food & Public Distribution -do- -do-
7	Rural Housing - Indira Awaas Yojana (IAY)	6	Houses constructed	Targets fixed & received from Administrative Ministry	Yes	Ministry of Rural Development
8	EWS/LIG Houses in Urban Areas	7	Houses constructed	Targets fixed & received from Administrative Ministry	Yes	M/o Housing and Urban Poverty Alleviation
9	Rural Areas - National Rural Drinking Water Programme -(NRDWP)	8 9	(i) Coverage of Habitations (Partially Covered & Slipped back)- (NRDWP) (ii) Coverage of water quality affected habitations – (NRDWP)	Targets fixed & received from Administrative Ministry Targets fixed & received from Administrative Ministry	Yes Yes	Ministry of Drinking Water and Sanitation -do-
10.	Sanitation Programme in Rural Areas	-	Individual Household latrines constructed	Targets not fixed * by Administrative Ministry	-	Ministry of Drinking Water and Sanitation
11.	Institutional Delivery	-	Delivery in Institutions	Targets not fixed * by Administrative Ministry	-	Ministry of Health & Family Welfare
12.	SC Families Assisted	10	SC Families assisted	Targets fixed & received from Administrative Ministry	Yes	M/o Social Justice and Empowerment
13.	Universalisation of ICDS Scheme	11	ICDS Blocks Operational (Cumulative)	Targets fixed & received from Administrative Ministry	Yes	Ministry of Women and Child Development

Item No.	Name of the item	Parameter	Parameters/ indicators	Whether State-wise targets fixed by the concerned Administrative Ministries	Whether targets have been received	Nodal Ministry
14.	Functional Anganwadis	12	Anganwadis Functional (cumulative)	Targets fixed & received from Administrative Ministry	Yes	Ministry of Women and Child Development
15.	Number of Urban poor families assisted under seven point charter viz. land tenure, housing at affordable cost, water, sanitation, health, education, and social security.	13	Poor Families assisted	Targets fixed & received from Administrative Ministry	Yes	M/o Housing and Urban Poverty Alleviation
16	Afforestation: (a) Area Covered under Plantation on - Public and Forest Lands (b) Number of Seedlings planted on -Public and Forest Lands	14	(a) Area Covered under Plantation on - Public and Forest Lands	Targets fixed & received from Administrative Ministry	Yes	Ministry of Environment and Forest
		15	(b)Number of Seedlings	Targets fixed & received from Administrative Ministry	Yes	do
17.	Rural Roads – PMGSY	16	Length of Road Constructed	Targets fixed & received from Administrative Ministry	Yes	Ministry of Rural Development
18.	Rajiv Gandhi Grameen Vidyutikaran Yojana (RGGVY)	17	Villages electrified	Targets not received from Administrative Ministry. Previous year targets have been adopted	Yes Targets of 1 States have been received so far	Ministry of Power
19.	Energising Pump sets	18	Pumpsets Energised	Partial Targets fixed & received from Administrative Ministry	Targets of 6 States have been received so far	-do-
20	Supply of Electricity	19	Electricity demanded	Targets fixed & received from Administrative Ministry	Yes	-do-

** The items where Administrative Ministries have not fixed State-wise targets are not monitored for performance analysis. These items are normally demand driven and are accordingly monitored for actual achievements only.*

Reminders were sent to the Administrative Ministry to provide targets for 2012-13.

Twenty Point Programme – 2006

Items/Parameters identified for appraisal

For the purpose of monthly appraisal, the performance of States under TPP-2006 is evaluated on the following 19 Parameters, contained in 15 Items and as per State/UT wise targets fixed by the Central Administrative Ministries.

Items	Para- meters	Description of Item
1	1	Total no. of Individual Swarozgaries assisted under SGSY
2	2	SHGs to whom income generating activities provided under SGSY
3	-	Food Security:
	3	(i) Targeted Public Distribution System (TPDS) for AAY, APL & BPL,
	4	(ii) TPDS for Antyodaya Anna Yojana (AAY) only
	5	(iii) TPDS for Below Poverty Line (BPL) only
4	6	Rural Housing under Indira Awaas Yojana (IAY)
5	7	EWS/LIG Houses in Urban Areas
6	-	Rural Areas: National Rural Drinking Water Programme -(NRDWP)
	8	(i) Coverage of Habitations (Partially Covered & Slipped back)- (NRDWP)
	9	(ii) Coverage of Water Quality Affected Habitations – (NRDWP)
7	10	SC Families assisted
8	11	Universalisation of ICDS Scheme
9	12	Functional Anganwadis
10.	13	Number of urban poor families assisted under Seven Point Charter viz. land tenure, housing at affordable cost, water, sanitation, health, education, and social security.
11	-	Afforestation:
	14	(i) Area covered under Plantation on- Public and Forest Lands
	15	(ii) Number of Seedlings planted on- Public and Forest Lands
12	16	Rural Roads constructed under Prime Minister Grameen Sadak Yojana (PMGSY)
13	17	Village electrified under Rajiv Gandhi Grameen Vidyutikaran Yojana (RGGVY)
14	18	Energising Pump sets and
15	19	Supply of Electricity

List of items where the concerned schemes are yet to be operationalised

(i) ***Quick and inexpensive justice–Gram Nyayalayas and Nyaya Panchayats***¹: Ministry of Panchayati Raj is consulting Central Ministries and States/UT Governments regarding draft bill on Nyaya Panchayats.

(ii) ***Sports for all in Rural and Urban Areas***²: The scheme titled “Nagar Palika Yuva Krida Aur Khel Abhiyan” for the development of sports infrastructure in urban areas is yet to be approved.

1. when operationalise it will be monitored under Point No. 2 *Jan Shakti (Power to People)* (Item 6)
2. when operationalise it will be monitored under Point No 13 *Yuva Vikas (Youth Development)* (Item 47)

PART - I

TWENTY POINT PROGRAMME - 2006

OVERALL PERFORMANCE ANALYSIS

Twenty Point Programme-2006

Progress Report* – (April 2012 - January 2013)

This monthly progress report of Twenty Point Programme-2006 consists of two parts: **Part-I** contains an analysis of the overall performance, whereas **Part-II** deals with item-wise performance.

2. The report is compiled on the basis of data received from the Central Nodal Ministries and State Governments/UT Administrations. The data is received either through web enabled software developed by National Informatics Centre (NIC) Cell in this Ministry or through fax/e-mail/post. The processing of data has been done in association with NIC Cell.
3. The analysis for the period **April 2012 – January 2013** shows that the performance under **fourteen items** has been **‘Very Good’** (90% or above the targets). These items are:
 - (i) Urban Poor Families assisted under Seven Point Charter
 - (ii) Individual Swarozgaries assisted under SGSY
 - (iii) ICDS Blocks operational (Cum.)
 - (iv) Pumpsets energised
 - (v) Seedlings planted (Public and Forest Lands)
 - (vi) Area covered under Plantation (Public & Forest Lands)
 - (vii) Habitations Covered (partially & Slipped Back) – NRDWP
 - (viii) Anganwadis Functional (Cum.)
 - (ix) Food Security: Targeted Public Distribution System only for BPL
 - (x) Road constructed under Prime minister Grameen Sadak Yojana (PMGSY)
 - (xi) Food Security: Targeted Public Distribution System only for AAY
 - (xii) SC Families assisted
 - (xiii) Supply of Electricity and
 - (xiv) Food Security: Targeted Public Distribution System for (APL+ BPL+AAY)
4. There is **no** item in the category of **‘Good’** (80% to 90% of target).
5. The performance of **five items** has been **‘Poor’** (below 80% of target). These items are:
 - (i) Houses constructed under Indira Aawas Yojana (IAY)
 - (ii) Villages electrified under Rajiv Gandhi Grameen Vidyutikaran Yojana
 - (iii) Houses constructed under EWS/LIG
 - (iv) SHGs provided Income Generating Activities under SGSY
 - (v) Coverage of water quality affected habitations – NRDWP
6. Some of items under TPP-2006 namely *Mahatma Gandhi National Rural Employment Guarantee Scheme (MGNREGS)*, *Self help Groups formed under SGSY*, *Sanitation Programme in Rural Area* and *Institutional Delivery* are demand driven and no targets are assigned by concerned nodal Ministries whereas for items like *Distribution of Wasteland to the landless* and *Minimum Wages Enforcement (including Farm Labour)*, concerned administrative Ministries are not in position to provide State/UT-wise targets; as such all these items are being monitored on monthly basis without any targets and are accordingly not considered for the purpose of appraisal. In items where quarterly/ annual targets have been provided by the Ministries concerned, monthly targets have been worked out on prorata basis.

* Based on monthly monitored *19 Parameters*.

HIGHLIGHTS OF PERFORMANCE

Sl. No.	Item	Achievement for April 2012 - January 2013
1- Employment Generated under MGNREGS.		
	(i) No. of Job cards issued	54.08 lakh *
	(ii) Employment generated	181.57 crore mandays
	(iii) Wages given	Rs.20411.23 crore
2- Swaranjayanti Gram Swarozgar Yojana (SGSY)		
	No. of Individual Swarozgaries assisted	2,33,941
3- Self help Groups		
	(i) No. of SHG formed	1,80,431
	(ii) No. of SHG to whom income generating activities provided under SGSY	86,489
4- Distribution of waste land to the landless		
	Land distributed	2,74,357 hectare
5- Minimum Wages Enforcement (Including Farm Labour)		
	(i) No. of Inspections made	6,696
	(ii) No. of Irregularities detected	1,335
	(iii) No. of Irregularities rectified	1,363
	(iv) No. of Claims filed	329
	(v) No. of Claims settled	489
	(vi) No. of Prosecution cases pending	427
	(vii) No. of Prosecution cases filed	2
	(viii) No. of Prosecution cases decided	8
6- Food Security: (i) TPDS (ii) AAY (iii) BPL		
	(i) Food Security: Targeted Public Distribution System (TPDS)	378.26 lakh tonnes
	(ii) Food Security: Antyodaya Anna Yojana (AAY)	84.57 lakh tonnes
	(iii) Food Security: Below Poverty Line (BPL)	151.44 lakh tonnes
7- Rural Housing-Indira Awaas Yojana		
	No. of Houses constructed	16,89,853
8- EWS/LIG Houses in Urban Areas		
	No. of Houses constructed	1,07,535

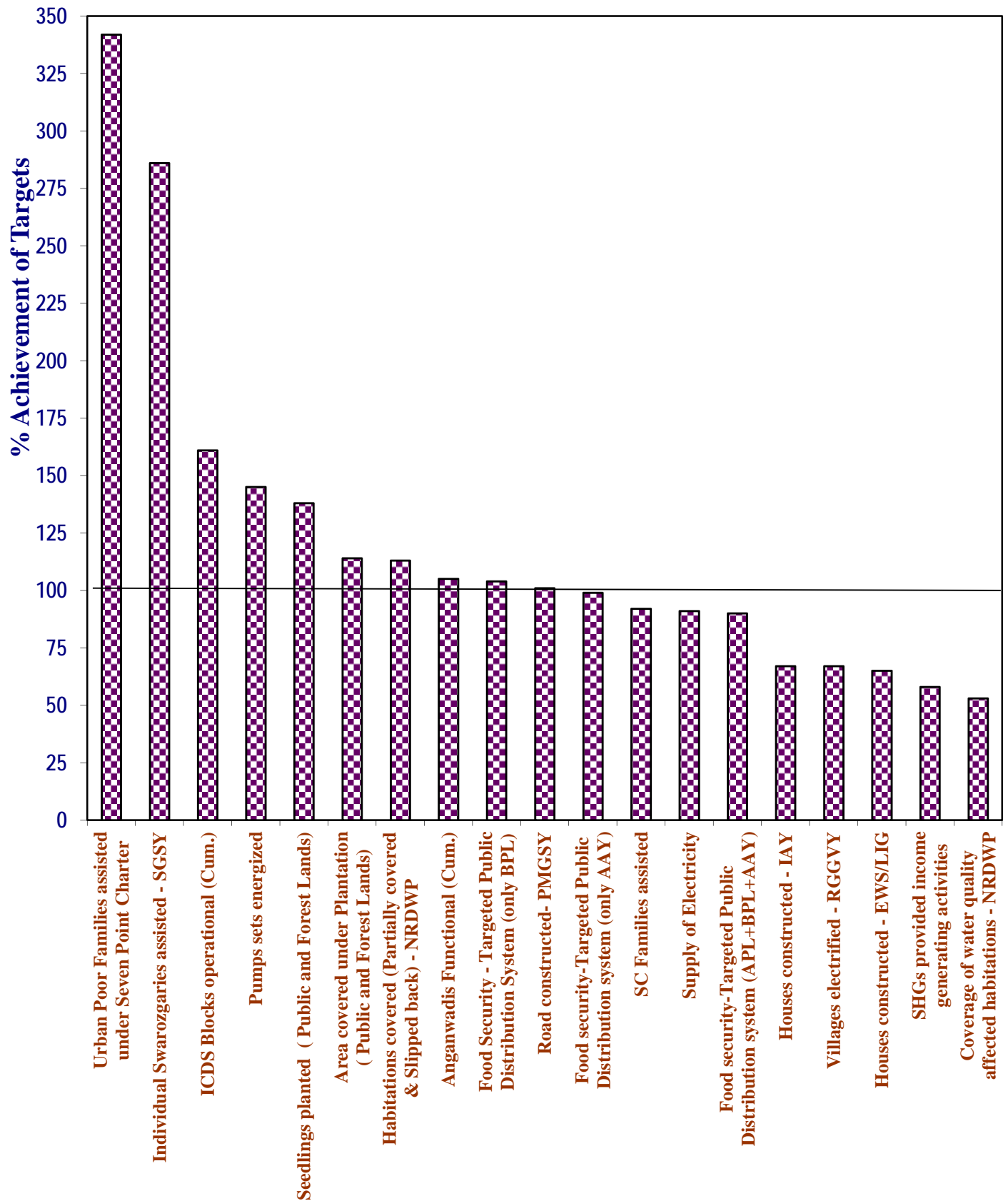
Contd.....

Sl. No.	Item	Achievement for April 2012 - January 2013
9-	Rural Areas. - National Rural Drinking Water Programme-(NRDWP)	
	(i) Coverage of Habitations (Partially covered & Slipped back)- (NRDWP)	61,195
	(ii) Coverage of Water Quality Affected Habitations – (NRDWP)	9,607
10-	Sanitation Programme in Rural Areas	
	No. of Individual household latrines constructed	29.65 lakh
11-	Institutional Delivery	
	No. of Deliveries in Institutions	138.77 lakh
12-	SC Families Assisted	
	No. of SC Families assisted	50.70 lakh
13-	Universalisation of ICDS Schemes	
	No. of ICDS Blocks Operational (Cum.)	11,279
14-	Functional Anganwadis	
	No. of Anganwadis Functional (Cum.)	14.05 lakh
15-	Number of Urban poor families assisted under Seven Point Charter viz. land tenure, housing at affordable cost, water, sanitation, health, education, and social security.	
	No. of Poor Families assisted	8.55 lakh
16-	Afforestation:	
	(i) Area covered under Plantation (Public and Forest Lands)	14,65,760 hectares
	(ii) No. of Seedlings planted (Public and Forest Lands)	114.37 crore
17-	Rural Road- Prime Minister Grameen Sadak Yojana (PMGSY)	
	Length of Road constructed	25,176 Kms
18-	Rajiv Gandhi Grameen Vidyutikaran Yojana (RGGVY)	
	No.of Villages electrified	7,308
19-	Energized Pumps sets	
	No. of Pumps sets energized	4,07,069
20-	Supply of Electricity	
	Electricity supplied	7,46,220 Million Units(MU)

Note:- * Some of States are reporting cumulative performance since inception. These are now reconciled with the performance figures supplied by M/o Rural Development to set performance targets during April 2012- January 2013.

Progress report of two States i.e. Mizoram and Dadra & Nagar Haveli and two Ministries i.e. M/o Drinking water & Sanitation and M/o Labour & Empowerment was not received till the due date for the period being reported.

ALL INDIA PERFORMANCE OF TARGET ORIENTED PARAMETERS DURING APRIL 2012- JANUARY 2013



ACHIEVEMENT HIGHLIGHTS

PERFORMANCE DURING April 2012 to January 2013

The cumulative performance during April 2012 to January 2013 has been "Very Good" for 14 item(s), "Good" for 0 item(s) and "Poor" for 5 item(s).

A. "Very Good" Performance (90% or above of targets)

<u>S.No.</u>	<u>Items</u>	<u>% Achievement</u>
1	Urban Poor Families assisted under Seven Point Charter	342
2	Individual Swarozgaries Assisted - SGSY	286
3	ICDS Blocks operational (Cum.)	161
4	Pumps sets energized	145
5	Seedlings planted (Public and Forest Lands)	138
6	Area covered under Plantation (Public and Forest Lands)	114
7	Habitations covered (Partially covered & Slipped back) - NRDWP	113
8	Anganwadis Functional (Cum.)	105
9	Food Security - Targeted Public Distribution System (only BPL)	104
10	Road constructed- PMGSY	101
11	Food security-Targeted Public Distribution system (only AAY)	99
12	SC Families assisted	92
13	Supply of Electricity	91
14	Food security-Targeted Public Distribution system (APL+BPL+AAY)	90

B. "Good" Performance (80% to 90%)

There is no item under this category for the period being reported

C. Areas of concern-where the performance is below 80%

15	Houses constructed - IAY	67
16	Villages electrified - RGGVY	67
17	Houses constructed - EWS/LIG	65
18	SHGs provided income generating activities	58
19	Coverage of water quality affected habitations - NRDWP	53

Table - A

Targets for 2012-2013 & April 2012 to January 2013 and achievements during the period April 2012 to January 2013

ALL INDIA PERFORMANCE

Sl. No.	Item Description	Units	Targets		Achievements	% Achievements of Targets during April,2012-January,2013
			2012-2013	April,2012-January,2013	April,2012-January,2013	
1	Individual Swarozgaries Assisted - SGSY	Number	98,101	81,723	2,33,941	286
2	SHGs provided income generating activities	Number	1,78,937	1,49,090	86,489	58
3	Food Security:Targeted Public Distribution System(TPDS)	Tonnes	-	4,20,44,266	3,78,26,038	90
4	Food Security:Antodaya Anna Yojana(AAY)	Tonnes	-	85,13,830	84,57,495	99
5	Food Security:Targeted Public Distribution System (Only BPL)	Tonnes	-	1,45,51,080	1,51,44,898	104
6	Houses constructed - IAY	Number	30,09,700	25,08,067	16,89,853	67
7	Houses constructed - EWS/LIG	Number	2,00,000	1,66,653	1,07,535	65
8	Habitations covered (Partially covered & Slipped back) - NRDWP	Number	75,000	53,998	61,195	113
9	Coverage of water quality affected habitations - NRDWP	Number	25,000	17,991	9,607	53
10	SC Families Assisted	Number	65,97,231	54,97,670	50,70,499	92
11	ICDS Blocks Operational (Cum.)	Number	7,018	7,017	11,279	161
12	Anganwadis Functional (Cum.)	Number	13,44,498	13,44,498	14,05,145	105
13	Urban Poor Families Assisted under Seven Point Charter	Number	3,00,000	2,49,986	8,55,539	342
14	Area Covered under Plantation (Public and Forest Lands)	Hectares	15,41,670	12,84,717	14,65,760	114
15	Seedlings Planted (Public and Forest Lands)	Number	99,29,26,000	82,74,38,323	1,14,37,96,050	138
16	Road Constructed- PMGSY	Kilometer	30,000	24,987	25,176	101
17	Villages Electrified - RGGVY	Number	14,241	10,863	7,308	67
18	Pumps sets energized	Number	3,36,948	2,80,781	4,07,069	145
19	Electricity supplied	Million Units	-	8,18,875	7,46,220	91

Table - B**STATE-WISE PERFORMANCE DURING April 2012 to January 2013 (PERCENT ACHIEVEMENT)**

S.No.	Description	ALL INDIA	AP	ARP	AS	BI	CHHA.	DELHI	GOA
1	Individual Swarozgaries Assisted - SGSY	286	715	0	15	0	209	NA	180
2	SHGs provided income generating activities	58	96	0	11	0	72	NA	47
3	Food security-Targeted Public Distribution system (APL+BPL+AAY)	90	86	98	97	70	95	96	105
4	Food security-Targeted Public Distribution system (only AAY)	99	103	99	99	97	100	71	110
5	Food Security - Targeted Public Distribution System (Only BPL)	104	105	99	99	86	99	102	110
6	Houses constructed - IAY	67	97	31	49	84	37	NA	55
7	Houses constructed - EWS/LIG	65	245	53	0	29	32	12	97
8	Habitations covered (Partially covered & Slipped back) - NRDWP	113	211	100	127	113	121	NA	NA
9	Coverage of water quality affected habitations - NRDWP	53	79	NA	76	38	26	NA	NA
10	SC Families Assisted	92	64	NA	57	303	0	14	0
11	ICDS Blocks Operational (Cum.)	161	100	95	100	100	74	100	100
12	Anganwadis Functional (Cum.)	105	98	98	96	104	0	99	100
13	Urban Poor Families Assisted under Seven Point Charter	342	3,722	0	9	0	0	3	0
14	Area Covered under Plantation (Public and Forest Lands)	114	124	4	0	145	200	123	125
15	Seedlings Planted (Public and Forest Lands)	138	161	3	0	145	236	127	290
16	Road Constructed- PMGSY	101	94	77	93	102	24	NA	NA
17	Villages Electrified - RGGVY	67	NA	22	10	88	33	NA	NA
18	Pumps sets energized	145	226	NA	NA	73	76	NA	154
19	Supply of Electricity	91	83	94	94	84	98	99	97

Table - B(Contd.)

STATE-WISE PERFORMANCE DURING April 2012 to January 2013 (PERCENT ACHIEVEMENT)

S.No.	Description	ALL INDIA	GUJ	HRY	HP	J&K	JHAR.	KAR	KER
1	Individual Swarozgaries Assisted - SGSY	286	440	129	225	788	73	56	4
2	SHGs provided income generating activities	58	50	55	78	19	61	153	3
3	Food security-Targeted Public Distribution system (APL+BPL+AAY)	90	64	62	100	104	73	81	101
4	Food security-Targeted Public Distribution system (only AAY)	99	100	98	101	103	98	93	101
5	Food Security - Targeted Public Distribution System (Only BPL)	104	98	104	97	103	97	100	101
6	Houses constructed - IAY	67	45	44	35	77	89	68	61
7	Houses constructed - EWS/LIG	65	23	72	0	0	108	513	6
8	Habitations covered (Partially covered & Slipped back) - NRDWP	113	167	111	166	132	13	214	110
9	Coverage of water quality affected habitations - NRDWP	53	106	67	NA	100	6	71	66
10	SC Families Assisted	92	120	90	252	755	2,016	98	24
11	ICDS Blocks Operational (Cum.)	161	100	100	100	100	100	99	100
12	Anganwadis Functional (Cum.)	105	100	99	99	103	100	102	100
13	Urban Poor Families Assisted under Seven Point Charter	342	165	8	90	0	21	101	96
14	Area Covered under Plantation (Public and Forest Lands)	114	103	113	107	109	28	143	308
15	Seedlings Planted (Public and Forest Lands)	138	157	134	107	46	74	184	760
16	Road Constructed- PMGSY	101	287	308	92	103	34	188	18
17	Villages Electrified - RGGVY	67	NA	NA	108	24	173	NA	NA
18	Pumps sets energized	145	300	103	184	NA	12	183	85
19	Supply of Electricity	91	100	92	97	75	96	87	96

Table - B(Contd.)
STATE-WISE PERFORMANCE DURING April 2012 to January 2013 (PERCENT ACHIEVEMENT)

S.No.	Description	ALL INDIA	MP	MAH	MANI	MEGH	MIZ	NAGA	ORI
1	Individual Swarozgaries Assisted - SGSY	286	462	24	0	8	52	71	0
2	SHGs provided income generating activities	58	35	14	48	38	42	0	8
3	Food security-Targeted Public Distribution system (APL+BPL+AAAY)	90	130	78	105	101	96	112	97
4	Food security-Targeted Public Distribution system (only AAAY)	99	122	94	102	100	93	114	98
5	Food Security - Targeted Public Distribution System (Only BPL)	104	188	96	104	100	96	112	101
6	Houses constructed - IAY	67	50	37	53	33	67	77	46
7	Houses constructed - EWS/LIG	65	44	47	0	0	0	0	0
8	Habitations covered (Partially covered & Slipped back) - NRDWP	113	124	90	44	57	20	126	369
9	Coverage of water quality affected habitations - NRDWP	53	42	66	NA	30	NA	0	86
10	SC Families Assisted	92	77	29	0	NA	NA	NA	38
11	ICDS Blocks Operational (Cum.)	161	100	100	100	100	100	100	100
12	Anganwadis Functional (Cum.)	105	99	88	90	100	100	100	99
13	Urban Poor Families Assisted under Seven Point Charter	342	23	39	0	31	0	0	32
14	Area Covered under Plantation (Public and Forest Lands)	114	128	184	68	76	78	64	68
15	Seedlings Planted (Public and Forest Lands)	138	128	236	83	81	45	0	57
16	Road Constructed- PMGSY	101	90	92	228	36	39	0	53
17	Villages Electrified - RGGVY	67	353	NA	0	35	8	17	20
18	Pumps sets energized	145	381	NA	NA	NA	NA	NA	253
19	Supply of Electricity	91	89	97	95	87	93	94	96

Table - B(Contd.)

STATE-WISE PERFORMANCE DURING April 2012 to January 2013 (PERCENT ACHIEVEMENT)

S.No.	Description	ALL INDIA	PUDU	PUN	RAJ	SIK	TN	TRI	UTTA.
1	Individual Swarozgaries Assisted - SGSY	286	1,560	180	162	407	0	0	116
2	SHGs provided income generating activities	58	67	15	54	33	0	61	93
3	Food security-Targeted Public Distribution system (APL+BPL+AAY)	90	90	76	99	99	97	99	110
4	Food security-Targeted Public Distribution system (only AAY)	99	89	66	98	99	102	105	99
5	Food Security - Targeted Public Distribution System (Only BPL)	104	96	85	99	100	101	106	102
6	Houses constructed - IAY	67	3	22	43	123	55	22	62
7	Houses constructed - EWS/LIG	65	0	0	88	96	5	215	0
8	Habitations covered (Partially covered & Slipped back) - NRDWP	113	0	47	254	32	200	2,038	110
9	Coverage of water quality affected habitations - NRDWP	53	0	17	72	NA	130	81	NA
10	SC Families Assisted	92	11	56	101	165	91	11	9
11	ICDS Blocks Operational (Cum.)	161	100	100	100	100	100	100	100
12	Anganwadis Functional (Cum.)	105	100	100	98	100	100	100	89
13	Urban Poor Families Assisted under Seven Point Charter	342	828	46	177	1,980	40	651	65
14	Area Covered under Plantation (Public and Forest Lands)	114	162	155	124	145	79	84	102
15	Seedlings Planted (Public and Forest Lands)	138	659	254	124	149	21	72	144
16	Road Constructed- PMGSY	101	NA	179	98	13	111	38	66
17	Villages Electrified - RGGVY	67	NA	NA	118	0	NA	13	NA
18	Pumps sets energized	145	120	33	168	NA	116	NA	380
19	Supply of Electricity	91	98	94	96	100	83	95	94

Table - B(Contd.)
STATE-WISE PERFORMANCE DURING April 2012 to January 2013 (PERCENT ACHIEVEMENT)

S.No.	Description	ALL INDIA	UP	WB	A&N	CHND.	D&N	D&D	LAKSH
1	Individual Swarozgaries Assisted - SGSY	286	303	1,789	2,271	NA	529	29	1,629
2	SHGs provided income generating activities	58	83	230	200	NA	67	0	0
3	Food security-Targeted Public Distribution system (APL+BPL+AA Y)	90	91	96	44	88	101	84	60
4	Food security-Targeted Public Distribution system (only AA Y)	99	99	96	44	21	100	111	0
5	Food Security - Targeted Public Distribution System (Only BPL)	104	100	102	50	90	100	111	0
6	Houses constructed - IAY	67	25	145	17	NA	17	2	51
7	Houses constructed - EWS/LIG	65	11	188	0	0	0	NA	NA
8	Habitations covered (Partially covered & Slipped back) - NRDWP	113	21	166	NA	NA	NA	NA	NA
9	Coverage of water quality affected habitations - NRDWP	53	53	29	NA	NA	NA	NA	NA
10	SC Families Assisted	92	13	249	NA	96	NA	NA	NA
11	ICDS Blocks Operational (Cum.)	161	99	851	100	100	100	100	200
12	Anganwadis Functional (Cum.)	105	100	217	98	90	100	92	100
13	Urban Poor Families Assisted under Seven Point Charter	342	20	785	0	6	0	NA	NA
14	Area Covered under Plantation (Public and Forest Lands)	114	96	66	121	87	96	80	62
15	Seedlings Planted (Public and Forest Lands)	138	117	178	81	54	241	272	100
16	Road Constructed- PMGSY	101	23	614	NA	NA	NA	NA	NA
17	Villages Electrified - RGGVY	67	NA	NA	NA	NA	NA	NA	NA
18	Pumps sets energized	145	38	2,654	NA	NA	NA	40	NA
19	Supply of Electricity	91	83	99	78	100	96	92	100

NA: Not Applicable

Table - C

Items in which the States/UTs performance is Very Good (90% and above),
Good (80% to 90%) and Poor (below 80%) during the period

April 2012 to January 2013

1. ANDHRA PRADESH

Very Good

Individual Swarozgaries Assisted - SGSY, SHGs provided income generating activities, Food Security:Antodaya Anna Yojana(AAY), Food Security:Targeted Public Distribution System (Only BPL), Houses constructed - IAY, Houses constructed - EWS/LIG, Habitations covered (Partially covered & Slipped back) - NRDWP, ICDS Blocks Operational (Cum.), Anganwadis Functional (Cum.), Urban Poor Families Assisted under Seven Point Charter, Area Covered under Plantation (Public and Forest Lands), Seedlings Planted (Public and Forest Lands), Road Constructed- PMGSY, Pumps sets energized

Good

Food Security:Targeted Public Distribution System(TPDS), Electricity supplied

Poor

Coverage of water quality affected habitations - NRDWP, SC Families Assisted

2. ARUNACHAL PRADESH

Very Good

Food Security:Targeted Public Distribution System(TPDS), Food Security:Antodaya Anna Yojana(AAY), Food Security:Targeted Public Distribution System (Only BPL), Habitations covered (Partially covered & Slipped back) - NRDWP, ICDS Blocks Operational (Cum.), Anganwadis Functional (Cum.), Electricity supplied

Poor

Individual Swarozgaries Assisted - SGSY, SHGs provided income generating activities, Houses constructed - IAY, Houses constructed - EWS/LIG, Urban Poor Families Assisted under Seven Point Charter, Area Covered under Plantation (Public and Forest Lands), Seedlings Planted (Public and Forest Lands), Road Constructed- PMGSY, Villages Electrified - RGGVY

3. ASSAM

Very Good

Food Security:Targeted Public Distribution System(TPDS), Food Security:Antodaya Anna Yojana(AAY), Food Security:Targeted Public Distribution System (Only BPL), Habitations covered (Partially covered & Slipped back) - NRDWP, ICDS Blocks Operational (Cum.), Anganwadis Functional (Cum.), Road Constructed- PMGSY, Electricity supplied

Poor

Individual Swarozgaries Assisted - SGSY, SHGs provided income generating activities, Houses constructed - IAY, Houses constructed - EWS/LIG, Coverage of water quality affected habitations - NRDWP, SC Families Assisted, Urban Poor Families Assisted under Seven Point Charter, Area Covered under Plantation (Public and Forest Lands), Seedlings Planted (Public and Forest Lands), Villages Electrified - RGGVY

4. BIHAR

Very Good

Food Security:Antodaya Anna Yojana(AAY), Habitations covered (Partially covered & Slipped back) - NRDWP, SC Families Assisted, ICDS Blocks Operational (Cum.), Anganwadis Functional (Cum.), Area Covered under Plantation (Public and Forest Lands), Seedlings Planted (Public and Forest Lands), Road Constructed- PMGSY

Good

Food Security:Targeted Public Distribution System (Only BPL), Houses constructed - IAY, Villages Electrified - RGGVY, Electricity supplied

Poor

Individual Swarozgaries Assisted - SGSY, SHGs provided income generating activities, Food Security:Targeted Public Distribution System(TPDS), Houses constructed - EWS/LIG, Coverage of water quality affected habitations - NRDWP, Urban Poor Families Assisted under Seven Point Charter, Pumps sets energized

5. CHHATISGARH

Very Good

Individual Swarozgaries Assisted - SGSY, Food Security:Targeted Public Distribution System(TPDS), Food Security:Antodaya Anna Yojana(AAY), Food Security:Targeted Public Distribution System (Only BPL), Habitations covered (Partially covered & Slipped back) - NRDWP, Area Covered under Plantation (Public and Forest Lands), Seedlings Planted (Public and Forest Lands), Electricity supplied

Poor

SHGs provided income generating activities, Houses constructed - IAY, Houses constructed - EWS/LIG, Coverage of water quality affected habitations - NRDWP, SC Families Assisted, ICDS Blocks Operational (Cum.), Anganwadis Functional (Cum.), Urban Poor Families Assisted under Seven Point Charter, Road Constructed- PMGSY, Villages Electrified - RGGVY, Pumps sets energized

6. DELHI

Very Good

Food Security:Targeted Public Distribution System(TPDS), Food Security:Targeted Public Distribution System (Only BPL), ICDS Blocks Operational (Cum.), Anganwadis Functional (Cum.), Area Covered under Plantation (Public and Forest Lands), Seedlings Planted (Public and Forest Lands), Electricity supplied

Poor

Food Security:Antodaya Anna Yojana(AAY), Houses constructed - EWS/LIG, SC Families Assisted, Urban Poor Families Assisted under Seven Point Charter

7. GOA

Very Good

Individual Swarozgaries Assisted - SGSY, Food Security:Targeted Public Distribution System(TPDS), Food Security:Antodaya Anna Yojana(AAY), Food Security:Targeted Public Distribution System (Only BPL), Houses constructed - EWS/LIG, ICDS Blocks Operational (Cum.), Anganwadis Functional (Cum.), Area Covered under Plantation (Public and Forest Lands), Seedlings Planted (Public and Forest Lands), Pumps sets energized, Electricity supplied

Poor

SHGs provided income generating activities, Houses constructed - IAY, SC Families Assisted, Urban Poor Families Assisted under Seven Point Charter

8. GUJARAT

Very Good

Individual Swarozgaries Assisted - SGSY, Food Security:Antodaya Anna Yojana(AAY), Food Security:Targeted Public Distribution System (Only BPL), Habitations covered (Partially covered & Slipped back) - NRDWP, Coverage of water quality affected habitations - NRDWP, SC Families Assisted, ICDS Blocks Operational (Cum.), Anganwadis Functional (Cum.), Urban Poor Families Assisted under Seven Point Charter, Area Covered under Plantation (Public and Forest Lands), Seedlings Planted (Public and Forest Lands), Road Constructed- PMGSY, Pumps sets energized, Electricity supplied

Poor

SHGs provided income generating activities, Food Security:Targeted Public Distribution System(TPDS), Houses constructed - IAY, Houses constructed - EWS/LIG

9. HARYANA

Very Good

Individual Swarozgaries Assisted - SGSY, Food Security:Antodaya Anna Yojana(AAY), Food Security:Targeted Public Distribution System (Only BPL), Habitations covered (Partially covered & Slipped back) - NRDWP, SC Families Assisted, ICDS Blocks Operational (Cum.), Anganwadis Functional (Cum.), Area Covered under Plantation (Public and Forest Lands), Seedlings Planted (Public and Forest Lands), Road Constructed- PMGSY, Pumps sets energized, Electricity supplied

Poor

SHGs provided income generating activities, Food Security:Targeted Public Distribution System(TPDS), Houses constructed - IAY, Houses constructed - EWS/LIG, Coverage of water quality affected habitations - NRDWP, Urban Poor Families Assisted under Seven Point Charter

10. HIMACHAL PRADESH

Very Good

Individual Swarozgaries Assisted - SGSY, Food Security:Targeted Public Distribution System(TPDS), Food Security:Antodaya Anna Yojana(AAY), Food Security:Targeted Public Distribution System (Only BPL), Habitations covered (Partially covered & Slipped back) - NRDWP, SC Families Assisted, ICDS Blocks Operational (Cum.), Anganwadis Functional (Cum.), Urban Poor Families Assisted under Seven Point Charter, Area Covered under Plantation (Public and Forest Lands), Seedlings Planted (Public and Forest Lands), Road Constructed- PMGSY, Villages Electrified - RGGVY, Pumps sets energized, Electricity supplied

Poor

SHGs provided income generating activities, Houses constructed - IAY, Houses constructed - EWS/LIG

11. JAMMU AND KASHMIR

Very Good

Individual Swarozgaries Assisted - SGSY, Food Security:Targeted Public Distribution System(TPDS), Food Security:Antodaya Anna Yojana(AAY), Food Security:Targeted Public Distribution System (Only BPL), Habitations covered (Partially covered & Slipped back) - NRDWP, Coverage of water quality affected habitations - NRDWP, SC Families Assisted, ICDS Blocks Operational (Cum.), Anganwadis Functional (Cum.), Area Covered under Plantation (Public and Forest Lands), Road Constructed- PMGSY

Poor

SHGs provided income generating activities, Houses constructed - IAY, Houses constructed - EWS/LIG, Urban Poor Families Assisted under Seven Point Charter, Seedlings Planted (Public and Forest Lands), Villages Electrified - RGGVY, Electricity supplied

12. JHARKHAND

Very Good

Food Security:Antodaya Anna Yojana(AAY), Food Security:Targeted Public Distribution System (Only BPL), Houses constructed - EWS/LIG, SC Families Assisted, ICDS Blocks Operational (Cum.), Anganwadis Functional (Cum.), Villages Electrified - RGGVY, Electricity supplied

Good

Houses constructed - IAY

Poor

Individual Swarozgaries Assisted - SGSY, SHGs provided income generating activities, Food Security:Targeted Public Distribution System(TPDS), Habitations covered (Partially covered & Slipped back) - NRDWP, Coverage of water quality affected habitations - NRDWP, Urban Poor Families Assisted under Seven Point Charter, Area Covered under Plantation (Public and Forest Lands), Seedlings Planted (Public and Forest Lands), Road Constructed- PMGSY, Pumps sets energized

13. KARNATAKA

Very Good

SHGs provided income generating activities, Food Security:Antodaya Anna Yojana(AAY), Food Security:Targeted Public Distribution System (Only BPL), Houses constructed - EWS/LIG, Habitations covered (Partially covered & Slipped back) - NRDWP, SC Families Assisted, ICDS Blocks Operational (Cum.), Anganwadis Functional (Cum.), Urban Poor Families Assisted under Seven Point Charter, Area Covered under Plantation (Public and Forest Lands), Seedlings Planted (Public and Forest Lands), Road Constructed- PMGSY, Pumps sets energized

Good

Food Security:Targeted Public Distribution System(TPDS), Electricity supplied

Poor

Individual Swarozgaries Assisted - SGSY, Houses constructed - IAY, Coverage of water quality affected habitations - NRDWP

14. KERALA

Very Good

Food Security:Targeted Public Distribution System(TPDS), Food Security:Antodaya Anna Yojana(AAY), Food Security:Targeted Public Distribution System (Only BPL), Habitations covered (Partially covered & Slipped back) - NRDWP, ICDS Blocks Operational (Cum.), Anganwadis Functional (Cum.), Urban Poor Families Assisted under Seven Point Charter, Area Covered under Plantation (Public and Forest Lands), Seedlings Planted (Public and Forest Lands), Electricity supplied

Good

Pumps sets energized

Poor

Individual Swarozgaries Assisted - SGSY, SHGs provided income generating activities, Houses constructed - IAY, Houses constructed - EWS/LIG, Coverage of water quality affected habitations - NRDWP, SC Families Assisted, Road Constructed- PMGSY

15. MADHYA PRADESH

Very Good

Individual Swarozgaries Assisted - SGSY, Food Security:Targeted Public Distribution System(TPDS), Food Security:Antodaya Anna Yojana(AAY), Food Security:Targeted Public Distribution System (Only BPL), Habitations covered (Partially covered & Slipped back) - NRDWP, ICDS Blocks Operational (Cum.), Anganwadis Functional (Cum.), Area Covered under Plantation (Public and Forest Lands), Seedlings Planted (Public and Forest Lands), Road Constructed- PMGSY, Villages Electrified - RGGVY, Pumps sets energized

Good

Electricity supplied

Poor

SHGs provided income generating activities, Houses constructed - IAY, Houses constructed - EWS/LIG, Coverage of water quality affected habitations - NRDWP, SC Families Assisted, Urban Poor Families Assisted under Seven Point Charter

16. MAHARASHTRA

Very Good

Food Security:Antodaya Anna Yojana(AAY), Food Security:Targeted Public Distribution System (Only BPL), Habitations covered (Partially covered & Slipped back) - NRDWP, ICDS Blocks Operational (Cum.), Area Covered under Plantation (Public and Forest Lands), Seedlings Planted (Public and Forest Lands), Road Constructed- PMGSY, Electricity supplied

Good

Anganwadis Functional (Cum.)

Poor

Individual Swarozgaries Assisted - SGSY, SHGs provided income generating activities, Food Security:Targeted Public Distribution System(TPDS), Houses constructed - IAY, Houses constructed - EWS/LIG, Coverage of water quality affected habitations - NRDWP, SC Families Assisted, Urban Poor Families Assisted under Seven Point Charter

17. MANIPUR

Very Good

Food Security:Targeted Public Distribution System(TPDS), Food Security:Antodaya Anna Yojana(AAY), Food Security:Targeted Public Distribution System (Only BPL), ICDS Blocks Operational (Cum.), Anganwadis Functional (Cum.), Road Constructed- PMGSY, Electricity supplied

Good

Seedlings Planted (Public and Forest Lands)

Poor

Individual Swarozgaries Assisted - SGSY, SHGs provided income generating activities, Houses constructed - IAY, Houses constructed - EWS/LIG, Habitations covered (Partially covered & Slipped back) - NRDWP, SC Families Assisted, Urban Poor Families Assisted under Seven Point Charter, Area Covered under Plantation (Public and Forest Lands), Villages Electrified - RGGVY

18. MEGHALAYA

Very Good

Food Security:Targeted Public Distribution System(TPDS), Food Security:Antodaya Anna Yojana(AAY), Food Security:Targeted Public Distribution System (Only BPL), ICDS Blocks Operational (Cum.), Anganwadis Functional (Cum.)

Good

Seedlings Planted (Public and Forest Lands), Electricity supplied

Poor

Individual Swarozgaries Assisted - SGSY, SHGs provided income generating activities, Houses constructed - IAY, Houses constructed - EWS/LIG, Habitations covered (Partially covered & Slipped back) - NRDWP, Coverage of water quality affected habitations - NRDWP, Urban Poor Families Assisted under Seven Point Charter, Area Covered under Plantation (Public and Forest Lands), Road Constructed- PMGSY, Villages Electrified - RGGVY

19. MIZORAM

Very Good

Food Security:Targeted Public Distribution System(TPDS), Food Security:Antodaya Anna Yojana(AAY), Food Security:Targeted Public Distribution System (Only BPL), ICDS Blocks Operational (Cum.), Anganwadis Functional (Cum.), Electricity supplied

Poor

Individual Swarozgaries Assisted - SGSY, SHGs provided income generating activities, Houses constructed - IAY, Houses constructed - EWS/LIG, Habitations covered (Partially covered & Slipped back) - NRDWP, Urban Poor Families Assisted under Seven Point Charter, Area Covered under Plantation (Public and Forest Lands), Seedlings Planted (Public and Forest Lands), Road Constructed- PMGSY, Villages Electrified - RGGVY

20. NAGALAND

Very Good

Food Security:Targeted Public Distribution System(TPDS), Food Security:Antodaya Anna Yojana(AAY), Food Security:Targeted Public Distribution System (Only BPL), Habitations covered (Partially covered & Slipped back) - NRDWP, ICDS Blocks Operational (Cum.), Anganwadis Functional (Cum.), Electricity supplied

Poor

Individual Swarozgaries Assisted - SGSY, SHGs provided income generating activities, Houses constructed - IAY, Houses constructed - EWS/LIG, Coverage of water quality affected habitations - NRDWP, Urban Poor Families Assisted under Seven Point Charter, Area Covered under Plantation (Public and Forest Lands), Seedlings Planted (Public and Forest Lands), Road Constructed- PMGSY, Villages Electrified - RGGVY

21. ORISSA

Very Good

Food Security:Targeted Public Distribution System(TPDS), Food Security:Antodaya Anna Yojana(AAY), Food Security:Targeted Public Distribution System (Only BPL), Habitations covered (Partially covered & Slipped back) - NRDWP, ICDS Blocks Operational (Cum.), Anganwadis Functional (Cum.), Pumps sets energized, Electricity supplied

Good

Coverage of water quality affected habitations - NRDWP

Poor

Individual Swarozgaries Assisted - SGSY, SHGs provided income generating activities, Houses constructed - IAY, Houses constructed - EWS/LIG, SC Families Assisted, Urban Poor Families Assisted under Seven Point Charter, Area Covered under Plantation (Public and Forest Lands), Seedlings Planted (Public and Forest Lands), Road Constructed- PMGSY, Villages Electrified - RGGVY

22. PUDUCHERRY

Very Good

Individual Swarozgaries Assisted - SGSY, Food Security:Targeted Public Distribution System(TPDS), Food Security:Targeted Public Distribution System (Only BPL), ICDS Blocks Operational (Cum.), Anganwadis Functional (Cum.), Urban Poor Families Assisted under Seven Point Charter, Area Covered under Plantation (Public and Forest Lands), Seedlings Planted (Public and Forest Lands), Pumps sets energized, Electricity supplied

Good

Food Security:Antodaya Anna Yojana(AAY)

Poor

SHGs provided income generating activities, Houses constructed - IAY, Houses constructed - EWS/LIG, Habitations covered (Partially covered & Slipped back) - NRDWP, Coverage of water quality affected habitations - NRDWP, SC Families Assisted

23. PUNJAB

Very Good

Individual Swarozgaries Assisted - SGSY, ICDS Blocks Operational (Cum.), Anganwadis Functional (Cum.), Area Covered under Plantation (Public and Forest Lands), Seedlings Planted (Public and Forest Lands), Road Constructed- PMGSY, Electricity supplied

Good

Food Security:Targeted Public Distribution System (Only BPL)

Poor

SHGs provided income generating activities, Food Security:Targeted Public Distribution System(TPDS), Food Security:Antodaya Anna Yojana(AAY), Houses constructed - IAY, Houses constructed - EWS/LIG, Habitations covered (Partially covered & Slipped back) - NRDWP, Coverage of water quality affected habitations - NRDWP, SC Families Assisted, Urban Poor Families Assisted under Seven Point Charter, Pumps sets energized

24. RAJASTHAN

Very Good

Individual Swarozgaries Assisted - SGSY, Food Security:Targeted Public Distribution System(TPDS), Food Security:Antodaya Anna Yojana(AAY), Food Security:Targeted Public Distribution System (Only BPL), Habitations covered (Partially covered & Slipped back) - NRDWP, SC Families Assisted, ICDS Blocks Operational (Cum.), Anganwadis Functional (Cum.), Urban Poor Families Assisted under Seven Point Charter, Area Covered under Plantation (Public and Forest Lands), Seedlings Planted (Public and Forest Lands), Road Constructed- PMGSY, Villages Electrified - RGGVY, Pumps sets energized, Electricity supplied

Good

Houses constructed - EWS/LIG

Poor

SHGs provided income generating activities, Houses constructed - IAY, Coverage of water quality affected habitations - NRDWP

25. SIKKIM

Very Good

Individual Swarozgaries Assisted - SGSY, Food Security:Targeted Public Distribution System(TPDS), Food Security:Antodaya Anna Yojana(AAY), Food Security:Targeted Public Distribution System (Only BPL), Houses constructed - IAY, Houses constructed - EWS/LIG, SC Families Assisted, ICDS Blocks Operational (Cum.), Anganwadis Functional (Cum.), Urban Poor Families Assisted under Seven Point Charter, Area Covered under Plantation (Public and Forest Lands), Seedlings Planted (Public and Forest Lands), Electricity supplied

Poor

SHGs provided income generating activities, Habitations covered (Partially covered & Slipped back) - NRDWP, Road Constructed- PMGSY, Villages Electrified - RGGVY

26. TAMIL NADU

Very Good

Food Security:Targeted Public Distribution System(TPDS), Food Security:Antodaya Anna Yojana(AAY), Food Security:Targeted Public Distribution System (Only BPL), Habitations covered (Partially covered & Slipped back) - NRDWP, Coverage of water quality affected habitations - NRDWP, SC Families Assisted, ICDS Blocks Operational (Cum.), Anganwadis Functional (Cum.), Road Constructed- PMGSY, Pumps sets energized

Good

Electricity supplied

Poor

Individual Swarozgaries Assisted - SGSY, SHGs provided income generating activities, Houses constructed - IAY, Houses constructed - EWS/LIG, Urban Poor Families Assisted under Seven Point Charter, Area Covered under Plantation (Public and Forest Lands), Seedlings Planted (Public and Forest Lands)

27. TRIPURA

Very Good

Food Security:Targeted Public Distribution System(TPDS), Food Security:Antodaya Anna Yojana(AAY), Food Security:Targeted Public Distribution System (Only BPL), Houses constructed - EWS/LIG, Habitations covered (Partially covered & Slipped back) - NRDWP, ICDS Blocks Operational (Cum.), Anganwadis Functional (Cum.), Urban Poor Families Assisted under Seven Point Charter, Electricity supplied

Good

Coverage of water quality affected habitations - NRDWP, Area Covered under Plantation (Public and Forest Lands)

Poor

Individual Swarozgaries Assisted - SGSY, SHGs provided income generating activities, Houses constructed - IAY, SC Families Assisted, Seedlings Planted (Public and Forest Lands), Road Constructed- PMGSY, Villages Electrified - RGGVY

28. UTTARAKHAND

Very Good

Individual Swarozgaries Assisted - SGSY, SHGs provided income generating activities, Food Security:Targeted Public Distribution System(TPDS), Food Security:Antodaya Anna Yojana(AAY), Food Security:Targeted Public Distribution System (Only BPL), Habitations covered (Partially covered & Slipped back) - NRDWP, ICDS Blocks Operational (Cum.), Area Covered under Plantation (Public and Forest Lands), Seedlings Planted (Public and Forest Lands), Pumps sets energized, Electricity supplied

Good

Anganwadis Functional (Cum.)

Poor

Houses constructed - IAY, Houses constructed - EWS/LIG, SC Families Assisted, Urban Poor Families Assisted under Seven Point Charter, Road Constructed- PMGSY

29. UTTAR PRADESH

Very Good

Individual Swarozgaries Assisted - SGSY, Food Security:Targeted Public Distribution System(TPDS), Food Security:Antodaya Anna Yojana(AAY), Food Security:Targeted Public Distribution System (Only BPL), ICDS Blocks Operational (Cum.), Anganwadis Functional (Cum.), Area Covered under Plantation (Public and Forest Lands), Seedlings Planted (Public and Forest Lands)

Good

SHGs provided income generating activities, Electricity supplied

Poor

Houses constructed - IAY, Houses constructed - EWS/LIG, Habitations covered (Partially covered & Slipped back) - NRDWP, Coverage of water quality affected habitations - NRDWP, SC Families Assisted, Urban Poor Families Assisted under Seven Point Charter, Road Constructed- PMGSY, Pumps sets energized

30. WEST BENGAL

Very Good

Individual Swarozgaries Assisted - SGSY, SHGs provided income generating activities, Food Security:Targeted Public Distribution System(TPDS), Food Security:Antodaya Anna Yojana(AAY), Food Security:Targeted Public Distribution System (Only BPL), Houses constructed - IAY, Houses constructed - EWS/LIG, Habitations covered (Partially covered & Slipped back) - NRDWP, SC Families Assisted, ICDS Blocks Operational (Cum.), Anganwadis Functional (Cum.), Urban Poor Families Assisted under Seven Point Charter, Seedlings Planted (Public and Forest Lands), Road Constructed- PMGSY, Pumps sets energized, Electricity supplied

Poor

Coverage of water quality affected habitations - NRDWP, Area Covered under Plantation (Public and Forest Lands)

31. ANDAMAN AND NICOBAR ISLANDS

Very Good

Individual Swarozgaries Assisted - SGSY, SHGs provided income generating activities, ICDS Blocks Operational (Cum.), Anganwadis Functional (Cum.), Area Covered under Plantation (Public and Forest Lands)

Good

Seedlings Planted (Public and Forest Lands)

Poor

Food Security:Targeted Public Distribution System(TPDS), Food Security:Antodaya Anna Yojana(AAY), Food Security:Targeted Public Distribution System (Only BPL), Houses constructed - IAY, Houses constructed - EWS/LIG, Urban Poor Families Assisted under Seven Point Charter, Electricity supplied

32. CHANDIGARH

Very Good

Food Security:Targeted Public Distribution System (Only BPL), SC Families Assisted, ICDS Blocks Operational (Cum.), Anganwadis Functional (Cum.), Electricity supplied

Good

Food Security:Targeted Public Distribution System(TPDS), Area Covered under Plantation (Public and Forest Lands)

Poor

Food Security:Antodaya Anna Yojana(AAY), Houses constructed - EWS/LIG, Urban Poor Families Assisted under Seven Point Charter, Seedlings Planted (Public and Forest Lands)

33. DADRA AND NAGAR HAVELI

Very Good

Individual Swarozgaries Assisted - SGSY, Food Security:Targeted Public Distribution System(TPDS), Food Security:Antodaya Anna Yojana(AAY), Food Security:Targeted Public Distribution System (Only BPL), ICDS Blocks Operational (Cum.), Anganwadis Functional (Cum.), Area Covered under Plantation (Public and Forest Lands), Seedlings Planted (Public and Forest Lands), Electricity supplied

Poor

SHGs provided income generating activities, Houses constructed - IAY, Houses constructed - EWS/LIG, Urban Poor Families Assisted under Seven Point Charter

34. DAMAN AND DIU

Very Good

Food Security:Antodaya Anna Yojana(AAY), Food Security:Targeted Public Distribution System (Only BPL), ICDS Blocks Operational (Cum.), Anganwadis Functional (Cum.), Seedlings Planted (Public and Forest Lands), Electricity supplied

Good

Food Security:Targeted Public Distribution System(TPDS), Area Covered under Plantation (Public and Forest Lands)

Poor

Individual Swarozgaries Assisted - SGSY, SHGs provided income generating activities, Houses constructed - IAY, Pumps sets energized

35. LAKSHADWEEP

Very Good

Individual Swarozgaries Assisted - SGSY, ICDS Blocks Operational (Cum.), Anganwadis Functional (Cum.), Seedlings Planted (Public and Forest Lands), Electricity supplied

Poor

SHGs provided income generating activities, Food Security:Targeted Public Distribution System(TPDS), Food Security:Antodaya Anna Yojana(AAY), Food Security:Targeted Public Distribution System (Only BPL), Houses constructed - IAY, Area Covered under Plantation (Public and Forest Lands)

PART - II

TWENTY POINT PROGRAMME - 2006

ITEM-WISE PERFORMANCE TABLES

Table - 1

Employment generation under the NREG Scheme

Sl. No.	State/UT Name	No. of job cards issued (Number) April,2012-January,2013	Employment generated (Number) April,2012-January,2013	Wages given (Rupees) April,2012-January,2013
(1)	(2)	(3)	(4)	(5)
1	ANDHRA PRADESH	6,25,544	28,88,00,000	30,86,38,00,000
2	ARUNACHAL PRADESH	* 1,06,336	1,15,067	1,787
3	ASSAM	* 13786	2,09,29,000	2,80,35,30,000
4	BIHAR	* 5,32,928	7,37,65,000	8,83,12,62,000
5	CHHATISGARH	3,47,621	8,67,13,000	11,32,44,45,000
6	DELHI	0	0	0
7	GOA	586	50,816	80,37,000
8	GUJARAT	0	2,01,76,000	2,46,21,86,000
9	HARYANA	51,988	83,97,000	1,65,54,23,000
10	HIMACHAL PRADESH	24,077	1,80,35,000	2,37,01,09,000
11	JAMMU AND KASHMIR	58,940	2,59,02,249	3,17,16,05,000
12	JHARKHAND	24,856	4,78,30,171	5,95,11,04,876
13	KARNATAKA	1,25,105	2,76,68,000	11,83,23,10,000
14	KERALA	6,20,903	6,03,77,636	9,33,03,34,000
15	MADHYA PRADESH	# 2,46,666	14,17,24,000	17,42,08,000
16	MAHARASHTRA	3,65,615	6,17,66,978	11,70,37,17,000
17	MANIPUR	* 35955	2,35,16,000	3,10,95,15,000
18	MEGHALAYA	# 16602	71,35,000	94,24,42,000
19	MIZORAM	1,180	89,15,350	1,21,24,89,800
20	NAGALAND	* 8872	1,35,55,000	1,55,55,78,000
21	ORISSA	1,08,969	3,45,52,000	4,13,18,22,000
22	PUDUCHERRY	* 778	8,54,372	12,01,36,000
23	PUNJAB	36,359	49,69,000	81,65,39,000
24	RAJASTHAN	3,49,398	17,53,78,000	17,72,28,38,000
25	SIKKIM	* 1664	41,13,213	47,49,43,000
26	TAMIL NADU	9,81,460	33,64,49,000	31,28,22,50,900
27	TRIPURA	* 32089	4,08,00,516	4,87,58,94,000
28	UTTARAKHAND	27,409	1,20,09,300	1,50,12,90,000
29	UTTAR PRADESH	3,06,050	11,75,34,000	12,96,35,79,000
30	WEST BENGAL	# 3,53,666	15,30,38,000	20,81,19,87,000
31	ANDAMAN AND NICOBAR ISLANDS	1,284	5,86,009	9,53,92,000
32	CHANDIGARH	0	0	0
33	DADRA AND NAGAR HAVELI	* 1356	23,352	36,47,710
34	DAMAN AND DIU	0	0	0
35	LAKSHADWEEP	* 622	38,247	98,99,200
Grand Total		54,08,664	1,81,57,16,276	2,04,11,23,15,273

Note: * Some of the States are reporting performance since inception but now it has been reconciled with the performance figures supplied by M/o Rural Development

Previous month figures have been repeated due to wide variation.

Table - 2 (A)

**Swaranjayanti Gram Swarojgar Yojana
Individual Swarozgaries Assisted
(Unit: Number)**

Sl. No.	State/UT Name	Target		Achievement	Percent Achievement
		2012-2013	April,2012-January,2013	April,2012-January,2013	April,2012-January,2013
(1)	(2)	(3)	(4)	(5)	(5)/(4)
1	ANDHRA PRADESH	5,283	4,401	31,469	715
2	ARUNACHAL PRADESH	236	196	0	0
3	ASSAM	6,134	5,110	769	15
4	BIHAR	12,568	10,472	# 0	0
5	CHHATISGARH	2,791	2,325	4,850	209
6	GOA	72	56	101	180
7	GUJARAT	1,989	1,657	7,285	440
8	HARYANA	1,170	974	1,256	129
9	HIMACHAL PRADESH	493	410	922	225
10	JAMMU AND KASHMIR	610	508	4,002	788
11	JHARKHAND	4,739	3,949	2,889	73
12	KARNATAKA	3,990	3,324	1,845	56
13	KERALA	1,790	1,492	65	4
14	MADHYA PRADESH	5,980	4,983	23,016	462
15	MAHARASHTRA	7,886	6,570	1,568	24
16	MANIPUR	411	341	0	0
17	MEGHALAYA	461	383	31	8
18	MIZORAM	106	88	46	52
19	NAGALAND	316	263	186	71
20	ORISSA	6,043	5,035	0	0
21	PUDUCHERRY	94	78	1,217	1,560
22	PUNJAB	569	473	850	180
23	RAJASTHAN	3,029	2,523	4,077	162
24	SIKKIM	119	99	403	407
25	TAMIL NADU	4,672	3,892	0	0
26	TRIPURA	742	619	0	0
27	UTTARAKHAND	953	793	920	116
28	UTTAR PRADESH	18,104	15,086	45,758	303
29	WEST BENGAL	6,715	5,595	1,00,104	1,789
30	ANDAMAN AND NICOBAR ISLANDS	9	7	159	2,271
31	DADRA AND NAGAR HAVELI	9	7	37	529
32	DAMAN AND DIU	9	7	2	29
33	LAKSHADWEEP	9	7	114	1,629
Grand Total		98,101	81,723	2,33,941	286

Very Good:(90% or above of targets)

ANDHRA PRADESH, CHHATISGARH, GOA, GUJARAT, HARYANA, HIMACHAL PRADESH, JAMMU AND KASHMIR, MADHYA PRADESH, PUDUCHERRY, PUNJAB, RAJASTHAN, SIKKIM, UTTARAKHAND, UTTAR PRADESH, WEST BENGAL, ANDAMAN AND NICOBAR ISLANDS, DADRA AND NAGAR HAVELI, LAKSHADWEEP

Poor:(Below 80% of targets)

ARUNACHAL PRADESH, ASSAM, BIHAR, JHARKHAND, KARNATAKA, KERALA, MAHARASHTRA, MANIPUR, MEGHALAYA, MIZORAM, NAGALAND, ORISSA, TAMIL NADU, TRIPURA, DAMAN AND DIU

Note: # Previous month figures have been repeated due to wide variation.

Swaranjayanti Gram Swarojgar Yojana (SGSY)

Individual Swarozgaries Assisted

% Achievement of Target

During April 2012 - January 2013

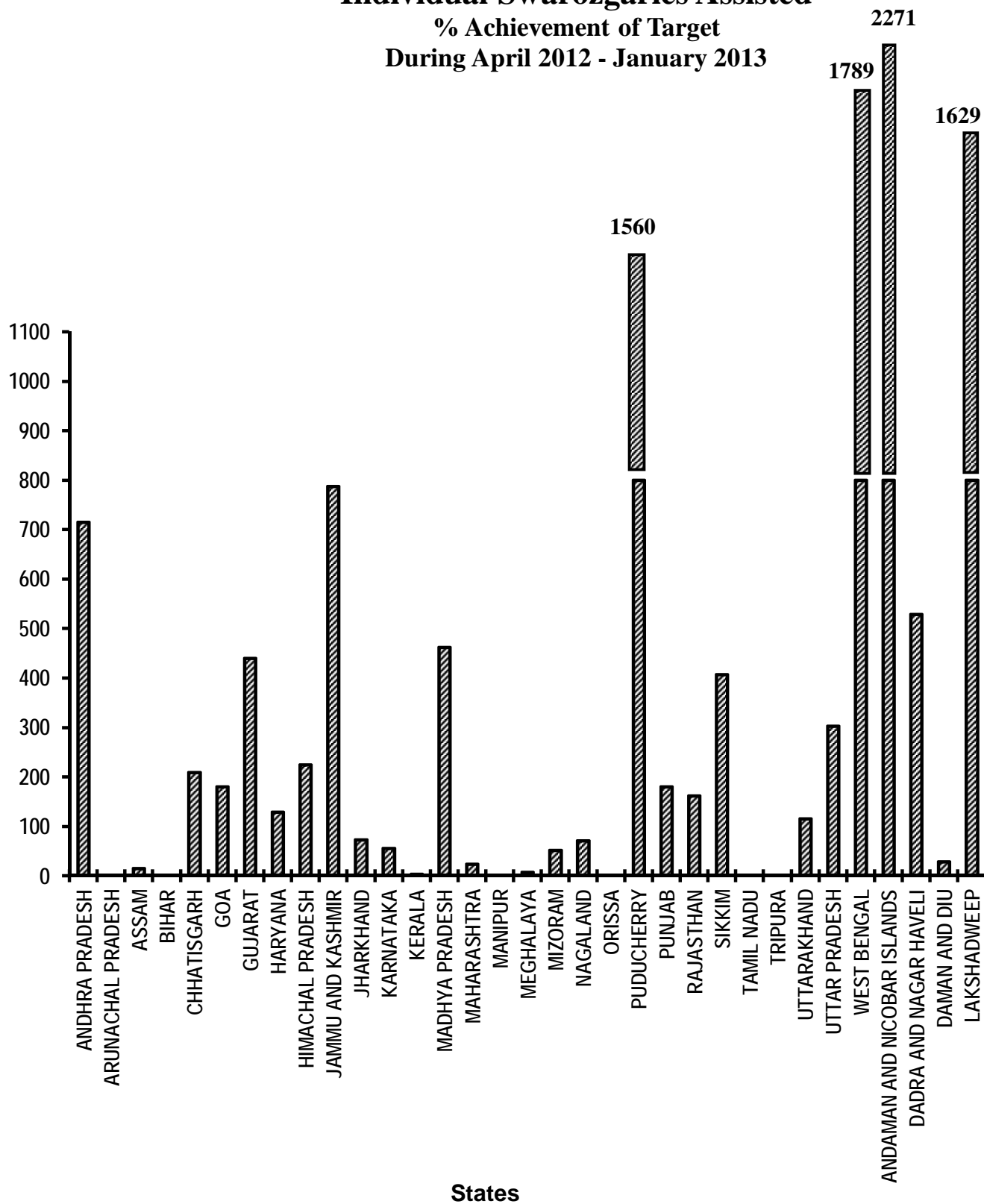


Table 2 (B)
Swaranjayanti Gram Swarozgar Yojana

Sl. No.	State/UT Name	Individual SC Swarozgaries Assisted (Number) April,2012-January,2013	Individual ST Swarozgaries Assisted (Number) April,2012-January,2013	Individual Women Swarozgaries Assisted (Number) April,2012-January,2013	Individual Disabled Swarozgaries Assisted (Number) April,2012-January,2013
(1)	(2)	(3)	(4)	(5)	(6)
1	ANDHRA PRADESH	20,576	5,421	5,187	285
2	ARUNACHAL PRADESH	0	0	0	0
3	ASSAM	411	148	231	69
4	BIHAR	1,53,365	11,621	4,32,270	517
5	CHHATISGARH	836	2,459	596	57
6	GOA	12	19	44	1
7	GUJARAT	4,089	0	2,601	49
8	HARYANA	586	0	634	29
9	HIMACHAL PRADESH	347	152	313	19
10	JAMMU AND KASHMIR	319	355	752	277
11	JHARKHAND	387	1,496	647	28
12	KARNATAKA	500	202	606	1,490
13	KERALA	54	0	52	6
14	MADHYA PRADESH	5,902	6,903	12,760	736
15	MAHARASHTRA	438	174	444	33
16	MANIPUR	0	0	0	0
17	MEGHALAYA	0	31	12	0
18	MIZORAM	1	50	21	4
19	NAGALAND	0	73	98	15
20	ORISSA	0	0	0	0
21	PUDUCHERRY	418	0	1,217	0
22	PUNJAB	@ 527	0	@ 229	9
23	RAJASTHAN	1,205	1,120	2,179	113
24	SIKKIM	43	466	723	14
25	TAMIL NADU	0	0	0	0
26	TRIPURA	0	0	0	0
27	UTTARAKHAND	812	52	138	1
28	UTTAR PRADESH	22,445	67	13,875	976
29	WEST BENGAL	31,940	8,884	97,080	385
30	ANDAMAN AND NICOBAR ISLANDS	0	29	47	0
31	DADRA AND NAGAR HAVELI	0	37	14	0
32	DAMAN AND DIU	0	5	0	0
33	LAKSHADWEEP	77	114	0	0
Grand Total		2,45,290	39,878	5,72,770	5,113

Note: @ The State has revised/reduced the figure from previous month i.e. April - December 2012

Table - 3(A)

Self Help Groups (SHG)
(Unit: Number)

		Formed under SGSY (Number) April,2012- January,2013
Sl. No.	State/UT Name	
(1)	(2)	(3)
1	ANDHRA PRADESH	23,600
2	ARUNACHAL PRADESH	0
3	ASSAM	1,040
4	BIHAR	29,294
5	CHHATISGARH	6,283
6	DELHI	0
7	GOA	81
8	GUJARAT	4,981
9	HARYANA	1,583
10	HIMACHAL PRADESH	552
11	JAMMU AND KASHMIR	1,325
12	JHARKHAND	6,154
13	KARNATAKA	7,263
14	KERALA	0
15	MADHYA PRADESH	2,837
16	MAHARASHTRA	1,729
17	MANIPUR	100
18	MEGHALAYA	399
19	MIZORAM	18
20	NAGALAND	264
21	ORISSA	0
22	PUDUCHERRY	142
23	PUNJAB	418
24	RAJASTHAN	146
25	SIKKIM	74
26	TAMIL NADU	0
27	TRIPURA	1,401
28	UTTARAKHAND	2,689
29	UTTAR PRADESH	38,242
30	WEST BENGAL	49,758
31	ANDAMAN AND NICOBAR ISLANDS	49
32	CHANDIGARH	0
33	DADRA AND NAGAR HAVELI	8
34	DAMAN AND DIU	0
35	LAKSHADWEEP	1
Grand Total		1,80,431

Table - 3(B)

Self Help Groups (SHG)
To whom income generating activities provided
(Unit: Number)

Sl. No.	State/UT Name	Target		Achievement	Percent Achievement
		2012-2013	April,2012-January,2013	April,2012-January,2013	April,2012-January,2013
(1)	(2)	(3)	(4)	(5)	(5)/(4)
1	ANDHRA PRADESH	9,637	8,030	# 7730	96
2	ARUNACHAL PRADESH	430	358	0	0
3	ASSAM	11,189	9,323	1,042	11
4	BIHAR	22,924	19,102	# 67	0
5	CHHATISGARH	5,092	4,242	3,049	72
6	GOA	136	112	53	47
7	GUJARAT	3,627	3,021	1,498	50
8	HARYANA	2,134	1,778	977	55
9	HIMACHAL PRADESH	899	750	585	78
10	JAMMU AND KASHMIR	1,113	927	177	19
11	JHARKHAND	8,644	7,203	4,416	61
12	KARNATAKA	7,277	6,063	# 9301	153
13	KERALA	3,265	2,720	# 80	3
14	MADHYA PRADESH	10,908	9,090	3,220	35
15	MAHARASHTRA	14,384	11,986	1,691	14
16	MANIPUR	750	625	300	48
17	MEGHALAYA	840	700	269	38
18	MIZORAM	194	161	68	42
19	NAGALAND	576	480	# 0	0
20	ORISSA	11,022	9,184	# 743	8
21	PUDUCHERRY	171	141	94	67
22	PUNJAB	1,037	863	@ 127	15
23	RAJASTHAN	5,525	4,603	2,479	54
24	SIKKIM	216	180	59	33
25	TAMIL NADU	8,521	7,100	0	0
26	TRIPURA	1,354	1,128	# 685	61
27	UTTARAKHAND	1,738	1,448	1,342	93
28	UTTAR PRADESH	33,021	27,517	22,911	83
29	WEST BENGAL	12,249	10,207	23,494	230
30	ANDAMAN AND NICOBAR ISLANDS	16	12	24	200
31	DADRA AND NAGAR HAVELI	16	12	# 8	67
32	DAMAN AND DIU	16	12	0	0
33	LAKSHADWEEP	16	12	0	0
Grand Total		1,78,937	1,49,090	86,489	58

Very Good:(90% or above of targets)

ANDHRA PRADESH, KARNATAKA, UTTARAKHAND, WEST BENGAL, ANDAMAN AND NICOBAR ISLANDS

Good:(Between 80% to 90% targets)

UTTAR PRADESH

Poor:(Below 80% of targets)

ARUNACHAL PRADESH, ASSAM, BIHAR, CHHATISGARH, GOA, GUJARAT, HARYANA, HIMACHAL PRADESH, JAMMU AND KASHMIR, JHARKHAND, KERALA, MADHYA PRADESH, MAHARASHTRA, MANIPUR, MEGHALAYA, MIZORAM, NAGALAND, ORISSA, PUDUCHERRY, PUNJAB, RAJASTHAN, SIKKIM, TAMIL NADU, TRIPURA, DADRA AND NAGAR HAVELI, DAMAN AND DIU, LAKSHADWEEP

Note: # Previous month figures have been repeated due to wide variation.

@ The State has revised/reduced the figure from previous month i.e. April - December 2012

Self Help Groups (SHG)

To whom income generating activities provided

% Achievement of Target
During April 2012 - Janaury 2013

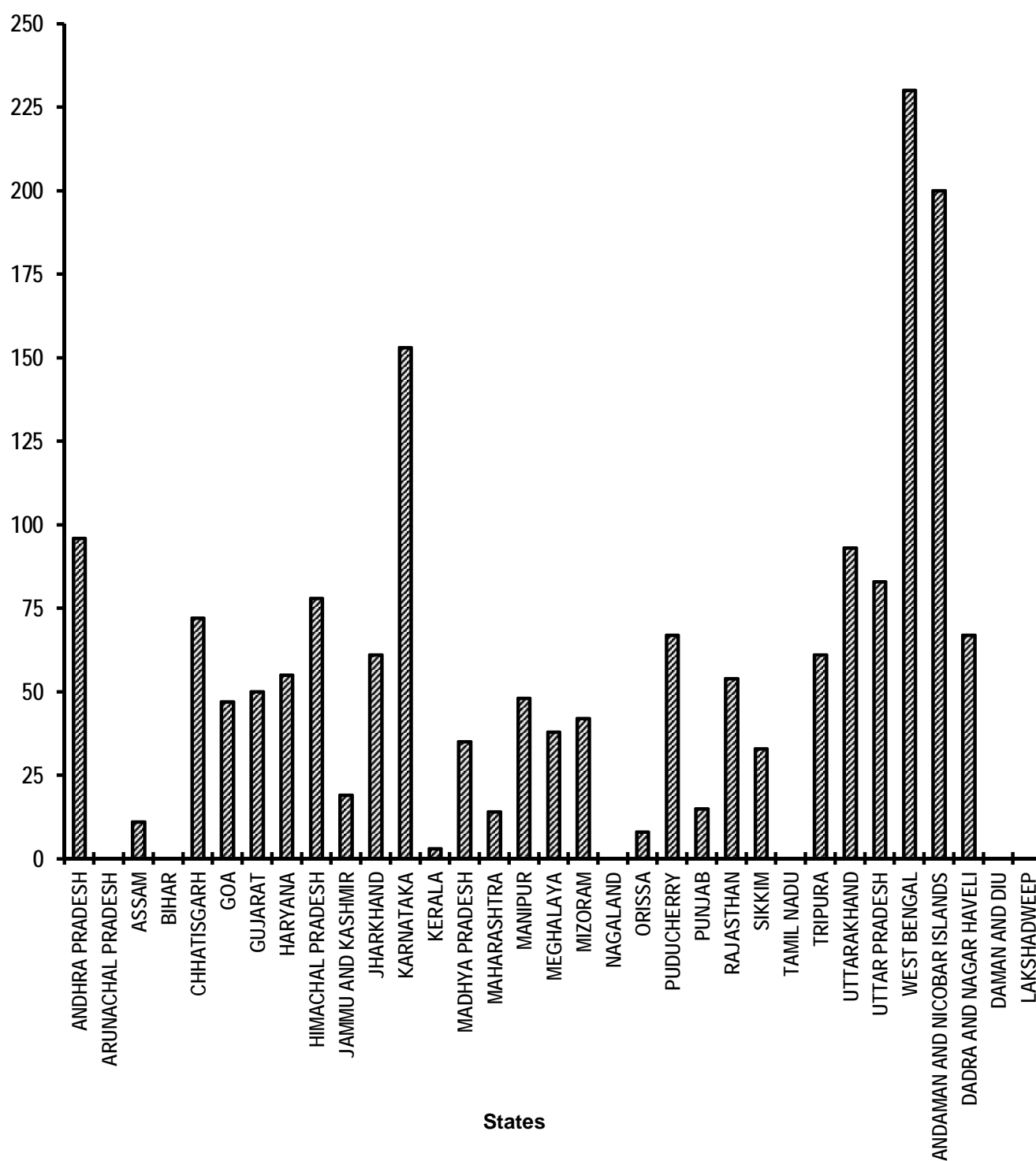


Table - 4 (A)

Distribution of waste land to the landless
(Unit: Hectare)

Sl. No.		State/UT Name	Total Land Distributed (Hectare) April,2012- January,2013
(1)	(2)		(3)
1	ANDHRA PRADESH		2,40,708
2	ARUNACHAL PRADESH		0
3	ASSAM		0
4	BIHAR		121
5	CHHATISGARH		27,452
6	DELHI		0
7	GOA		0
8	GUJARAT		0
9	HARYANA		0
10	JAMMU AND KASHMIR		0
11	JHARKHAND		0
12	KARNATAKA		400
13	KERALA		0
14	MADHYA PRADESH		0
15	MAHARASHTRA		0
16	MANIPUR		0
17	MEGHALAYA		0
18	MIZORAM		0
19	NAGALAND		0
20	ORISSA		2,379
21	PUDUCHERRY		0
22	PUNJAB		0
23	RAJASTHAN		0
24	SIKKIM		16
25	TAMIL NADU		1
26	TRIPURA		0
27	UTTARAKHAND		0
28	UTTAR PRADESH		1,493
29	WEST BENGAL		1,782
30	ANDAMAN AND NICOBAR ISLANDS		0
31	CHANDIGARH		0
32	DADRA AND NAGAR HAVELI		5
33	DAMAN AND DIU		0
34	LAKSHADWEEP		0
Grand Total			2,74,357

Table 4 (B)

Distribution of waste land to the landless

Sl. No.	State/UT Name	Land Distributed to SC (Hectare) April,2012-January,2013	Land Distributed to ST (Hectare) April,2012-January,2013	Land Distributed to Others (Hectare) April,2012-January,2013
(1)	(2)	(3)	(4)	(5)
1	ANDHRA PRADESH	96,011	45,224	99,472
2	ARUNACHAL PRADESH	0	0	0
3	ASSAM	0	0	0
4	BIHAR	120	0	2
5	CHHATISGARH	6,057	9,608	11,787
6	DELHI	0	0	0
7	GOA	0	0	0
8	GUJARAT	0	0	0
9	HARYANA	0	0	0
10	JAMMU AND KASHMIR	0	0	0
11	JHARKHAND	0	0	0
12	KARNATAKA	304	96	0
13	KERALA	0	0	0
14	MADHYA PRADESH	0	0	0
15	MAHARASHTRA	0	0	0
16	MANIPUR	0	0	0
17	MEGHALAYA	0	0	0
18	MIZORAM	0	0	0
19	NAGALAND	0	0	0
20	ORISSA	378	1,572	429
21	PUDUCHERRY	0	0	0
22	PUNJAB	0	0	0
23	RAJASTHAN	0	0	0
24	SIKKIM	2	6	9
25	TAMIL NADU	0	0	1
26	TRIPURA	0	0	0
27	UTTARAKHAND	0	0	0
28	UTTAR PRADESH	756	19	718
29	WEST BENGAL	677	297	810
30	ANDAMAN AND NICOBAR ISLANDS	0	0	0
31	CHANDIGARH	0	0	0
32	DADRA AND NAGAR HAVELI	0	0	0
33	DAMAN AND DIU	0	0	0
34	LAKSHADWEEP	0	0	0
Grand Total		1,04,305	56,822	1,13,228

Table - 5(A)

Minimum Wages Enforcement (including Farm Labour)

Sl. No.	State/UT Name	Agriculture and Farm Workers: Inspections made (Number) April,2012-January,2013	Agriculture and Farm Workers: Irregularities detected (Number) April,2012-January,2013	Agriculture and Farm Workers: Irregularities rectified (Number) April,2012-January,2013
		(3)	(4)	(5)
1	ANDHRA PRADESH	0	0	0
2	ARUNACHAL PRADESH	0	0	0
3	ASSAM	0	0	0
4	BIHAR	6,120	1,334	1,362
5	CHHATISGARH	0	0	0
6	DELHI	0	0	0
7	GOA	0	0	0
8	GUJARAT	0	0	0
9	HARYANA	0	0	0
10	HIMACHAL PRADESH	0	0	0
11	JAMMU AND KASHMIR	0	0	0
12	JHARKHAND	0	0	0
13	KARNATAKA	0	0	0
14	KERALA	0	0	0
15	MADHYA PRADESH	0	0	0
16	MAHARASHTRA	0	0	0
17	MANIPUR	155	0	0
18	MEGHALAYA	0	0	0
19	MIZORAM	0	0	0
20	NAGALAND	0	0	0
21	ORISSA	0	0	0
22	PUDUCHERRY	0	0	0
23	PUNJAB	0	0	0
24	RAJASTHAN	364	1	1
25	SIKKIM	0	0	0
26	TAMIL NADU	0	0	0
27	TRIPURA	0	0	0
28	UTTARAKHAND	57	0	0
29	UTTAR PRADESH	0	0	0
30	WEST BENGAL	0	0	0
31	ANDAMAN AND NICOBAR ISLANDS	0	0	0
32	CHANDIGARH	0	0	0
33	DADRA AND NAGAR HAVELI	0	0	0
34	DAMAN AND DIU	0	0	0
35	LAKSHADWEEP	0	0	0
Grand Total		6,696	1,335	1,363

Table - 5(B)

Minimum Wages Enforcement (including Farm Labour)
(Unit: Number)

Sl. No.	State/UT Name	Agriculture and Farm Workers: Claims filed (Number) April,2012-January,2013	Agriculture and Farm Workers: Claims settled (Number) April,2012-January,2013
(1)	(2)	(3)	(4)
1	ANDHRA PRADESH	0	0
2	ARUNACHAL PRADESH	0	0
3	ASSAM	0	0
4	BIHAR	323	487
5	CHHATISGARH	0	0
6	DELHI	0	0
7	GOA	0	0
8	GUJARAT	0	0
9	HARYANA	6	2
10	HIMACHAL PRADESH	0	0
11	JAMMU AND KASHMIR	0	0
12	JHARKHAND	0	0
13	KARNATAKA	0	0
14	KERALA	0	0
15	MADHYA PRADESH	0	0
16	MAHARASHTRA	0	0
17	MANIPUR	0	0
18	MEGHALAYA	0	0
19	MIZORAM	0	0
20	NAGALAND	0	0
21	ORISSA	0	0
22	PUDUCHERRY	0	0
23	PUNJAB	0	0
24	RAJASTHAN	0	0
25	SIKKIM	0	0
26	TAMIL NADU	0	0
27	TRIPURA	0	0
28	UTTARAKHAND	0	0
29	UTTAR PRADESH	0	0
30	WEST BENGAL	0	0
31	ANDAMAN AND NICOBAR ISLANDS	0	0
32	CHANDIGARH	0	0
33	DADRA AND NAGAR HAVELI	0	0
34	DAMAN AND DIU	0	0
35	LAKSHADWEEP	0	0
Grand Total		329	489

Table - 5(C)

Minimum Wages Enforcement (including Farm Labour)

Sl. No.	State/UT Name	Agriculture and Farm Workers: Prosecution cases Pending (Number) April,2012-January,2013	Agriculture and Farm Workers: Prosecution cases filed (Number) April,2012-January,2013	Agriculture and Farm Workers: Prosecution cases decided (Number) April,2012-January,2013
		(3)	(4)	(5)
1	ANDHRA PRADESH	0	0	0
2	ARUNACHAL PRADESH	0	0	0
3	ASSAM	0	0	0
4	BIHAR	401	0	0
5	CHHATISGARH	0	0	0
6	DELHI	0	0	0
7	GOA	0	0	0
8	GUJARAT	0	0	3
9	HARYANA	0	0	0
10	HIMACHAL PRADESH	0	0	0
11	JAMMU AND KASHMIR	0	0	0
12	JHARKHAND	0	0	0
13	KARNATAKA	0	0	0
14	KERALA	0	0	0
15	MADHYA PRADESH	0	0	0
16	MAHARASHTRA	0	0	0
17	MANIPUR	0	0	0
18	MEGHALAYA	0	0	0
19	MIZORAM	0	0	0
20	NAGALAND	0	0	0
21	ORISSA	0	0	0
22	PUDUCHERRY	0	0	0
23	PUNJAB	0	0	0
24	RAJASTHAN	0	0	0
25	SIKKIM	0	0	0
26	TAMIL NADU	0	0	0
27	TRIPURA	0	0	0
28	UTTARAKHAND	15	0	0
29	UTTAR PRADESH	0	0	0
30	WEST BENGAL	0	0	0
31	ANDAMAN AND NICOBAR ISLANDS	11	2	5
32	CHANDIGARH	0	0	0
33	DADRA AND NAGAR HAVELI	0	0	0
34	DAMAN AND DIU	0	0	0
35	LAKSHADWEEP	0	0	0
Grand Total		427	2	8

Table - 6(A)

Food security-Targeted Public Distribution system (APL+BPL+AAY)

Sl. No.	State/UT Name	Allocation of Food Grains (Tonnes) April,2012-January,2013	Off take (Tonnes) April,2012-January,2013	Percentage of offtake w.r.t. Allocation of Food Grains
(1)	(2)	(3)	(4)	(5)
1	ANDHRA PRADESH	31,85,680	27,31,407	86
2	ARUNACHAL PRADESH	84,630	83,136	98
3	ASSAM	15,72,380	15,24,058	97
4	BIHAR	30,86,560	21,59,037	70
5	CHHATISGARH	10,36,760	9,82,519	95
6	DELHI	4,99,100	4,77,629	96
7	GOA	52,530	54,918	105
8	GUJARAT	17,37,590	11,10,029	64
9	HARYANA	6,30,010	3,88,836	62
10	HIMACHAL PRADESH	4,39,950	4,38,163	100
11	JAMMU AND KASHMIR	6,30,670	6,58,836	104
12	JHARKHAND	11,32,210	8,31,993	73
13	KARNATAKA	23,98,640	19,52,825	81
14	KERALA	12,27,240	12,40,965	101
15	MADHYA PRADESH	22,80,340	29,62,977	130
16	MAHARASHTRA	40,25,870	31,58,528	78
17	MANIPUR	1,42,460	1,49,344	105
18	MEGHALAYA	1,57,150	1,58,341	101
19	MIZORAM	58,450	56,056	96
20	NAGALAND	1,05,730	1,18,647	112
21	ORISSA	18,28,954	17,73,086	97
22	PUDUCHERRY	50,260	45,340	90
23	PUNJAB	6,89,980	5,21,036	76
24	RAJASTHAN	18,16,250	17,95,937	99
25	SIKKIM	36,900	36,599	99
26	TAMIL NADU	31,02,360	30,18,890	97
27	TRIPURA	2,53,232	2,51,499	99
28	UTTARAKHAND	4,32,660	4,77,147	110
29	UTTAR PRADESH	60,57,100	55,35,534	91
30	WEST BENGAL	32,14,340	30,76,941	96
31	ANDAMAN AND NICOBAR ISLANDS	28,350	12,454	44
32	CHANDIGARH	30,650	27,109	88
33	DADRA AND NAGAR HAVELI	8,720	8,776	101
34	DAMAN AND DIU	4,710	3,953	84
35	LAKSHADWEEP	5,850	3,493	60
Grand Total		4,20,44,266	3,78,26,038	90

Very Good:(90% or above of targets)

ARUNACHAL PRADESH, ASSAM, CHHATISGARH, DELHI, GOA, HIMACHAL PRADESH, JAMMU AND KASHMIR, KERALA, MADHYA PRADESH, MANIPUR, MEGHALAYA, MIZORAM, NAGALAND, ORISSA, PUDUCHERRY, RAJASTHAN, SIKKIM, TAMIL NADU, TRIPURA, UTTARAKHAND, UTTAR PRADESH, WEST BENGAL, DADRA AND NAGAR HAVELI

Good:(Between 80% to 90% targets)

ANDHRA PRADESH, KARNATAKA, CHANDIGARH, DAMAN AND DIU

Poor:(Below 80% of targets)

BIHAR, GUJARAT, HARYANA, JHARKHAND, MAHARASHTRA, PUNJAB, ANDAMAN AND NICOBAR ISLANDS, LAKSHADWEEP

Food Security: Targeted Public Distribution System (APL+BPL+AAY)

Off take

% Achievement of Target
During April 2012 - January 2013

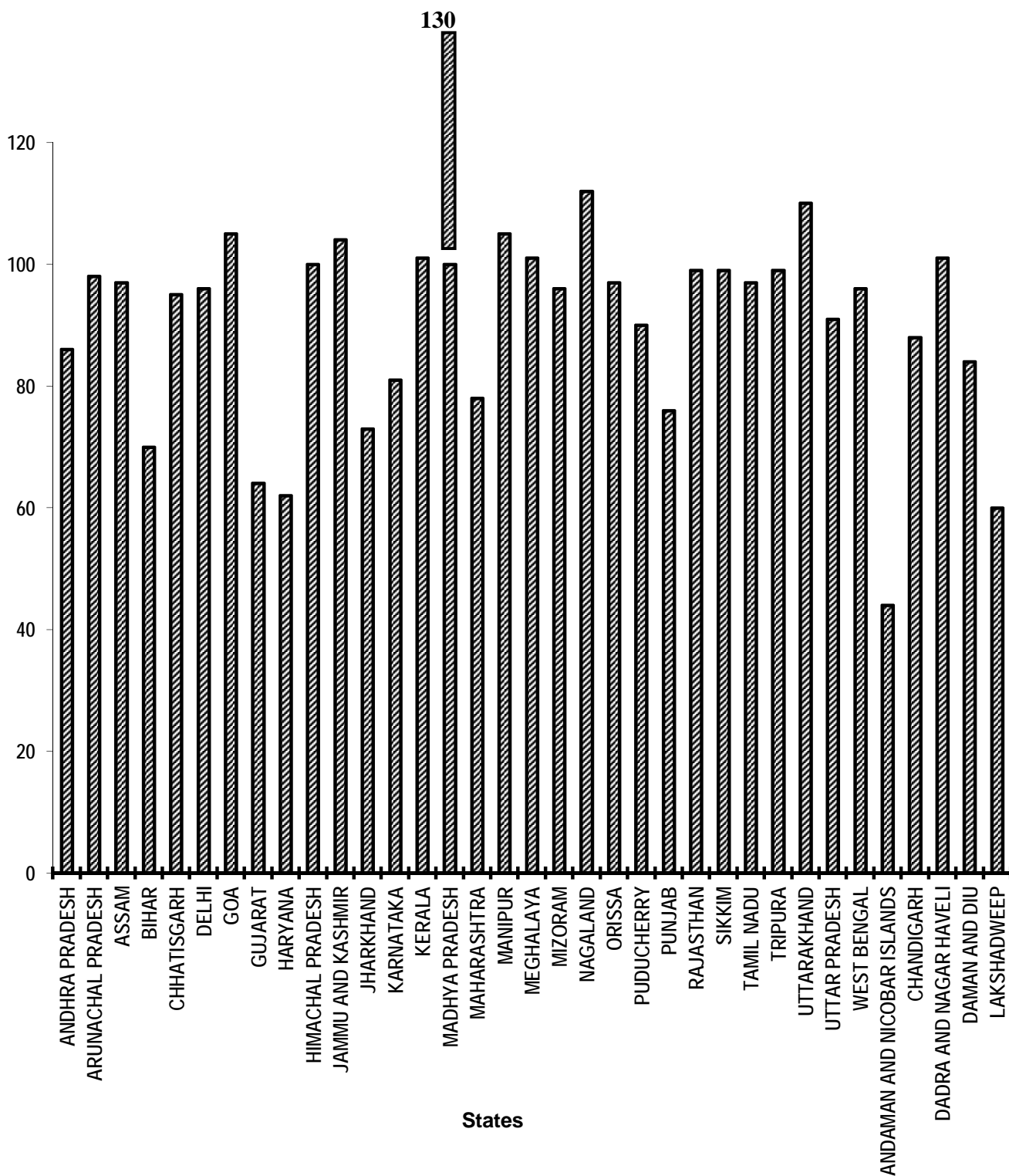


Table - 6(B)

Food security-Targeted Public Distribution system (only AAY)

Sl. No.	State/UT Name	Allocation of Food Grains (Tonnes) April,2012-January,2013	Off take (Tonnes) April,2012-January,2013	Percentage of offtake w.r.t. Allocation of Food Grains
(1)	(2)	(3)	(4)	(5)
1	ANDHRA PRADESH	5,45,240	5,62,277	103
2	ARUNACHAL PRADESH	13,310	13,227	99
3	ASSAM	2,46,410	2,44,696	99
4	BIHAR	8,75,350	8,45,619	97
5	CHHATISGARH	2,51,620	2,51,620	100
6	DELHI	52,570	37,271	71
7	GOA	5,090	5,577	110
8	GUJARAT	2,83,400	2,82,341	100
9	HARYANA	1,02,350	1,00,428	98
10	HIMACHAL PRADESH	68,950	69,432	101
11	JAMMU AND KASHMIR	89,490	91,737	103
12	JHARKHAND	3,21,270	3,16,132	98
13	KARNATAKA	3,98,180	3,71,302	93
14	KERALA	2,08,550	2,09,740	101
15	MADHYA PRADESH	5,53,550	6,75,555	122
16	MAHARASHTRA	8,62,400	8,11,961	94
17	MANIPUR	22,270	22,636	102
18	MEGHALAYA	24,570	24,507	100
19	MIZORAM	9,100	8,500	93
20	NAGALAND	16,640	18,902	114
21	ORISSA	4,42,600	4,32,879	98
22	PUDUCHERRY	11,290	10,038	89
23	PUNJAB	62,800	41,641	66
24	RAJASTHAN	3,26,240	3,19,336	98
25	SIKKIM	5,780	5,699	99
26	TAMIL NADU	6,52,620	6,65,249	102
27	TRIPURA	39,600	41,396	105
28	UTTARAKHAND	66,820	65,849	99
29	UTTAR PRADESH	14,32,900	14,13,919	99
30	WEST BENGAL	5,18,070	4,94,842	96
31	ANDAMAN AND NICOBAR ISLANDS	1,500	661	44
32	CHANDIGARH	520	110	21
33	DADRA AND NAGAR HAVELI	1,830	1,829	100
34	DAMAN AND DIU	530	587	111
35	LAKSHADWEEP	420	0	0
Grand Total		85,13,830	84,57,495	99

Very Good:(90% or above of targets)

ANDHRA PRADESH, ARUNACHAL PRADESH, ASSAM, BIHAR, CHHATISGARH, GOA, GUJARAT, HARYANA, HIMACHAL PRADESH, JAMMU AND KASHMIR, JHARKHAND, KARNATAKA, KERALA, MADHYA PRADESH, MAHARASHTRA, MANIPUR, MEGHALAYA, MIZORAM, NAGALAND, ORISSA, RAJASTHAN, SIKKIM, TAMIL NADU, TRIPURA, UTTARAKHAND, UTTAR PRADESH, WEST BENGAL, DADRA AND NAGAR HAVELI, DAMAN AND DIU

Good:(Between 80% to 90% targets)

PUDUCHERRY

Poor:(Below 80% of targets)

DELHI, PUNJAB, ANDAMAN AND NICOBAR ISLANDS, CHANDIGARH, LAKSHADWEEP

Food Security: Targeted Public Distribution System (Only Antyodaya Anna Yojana)

Off take

% Achievement of Target
During April 2012 - January 2013

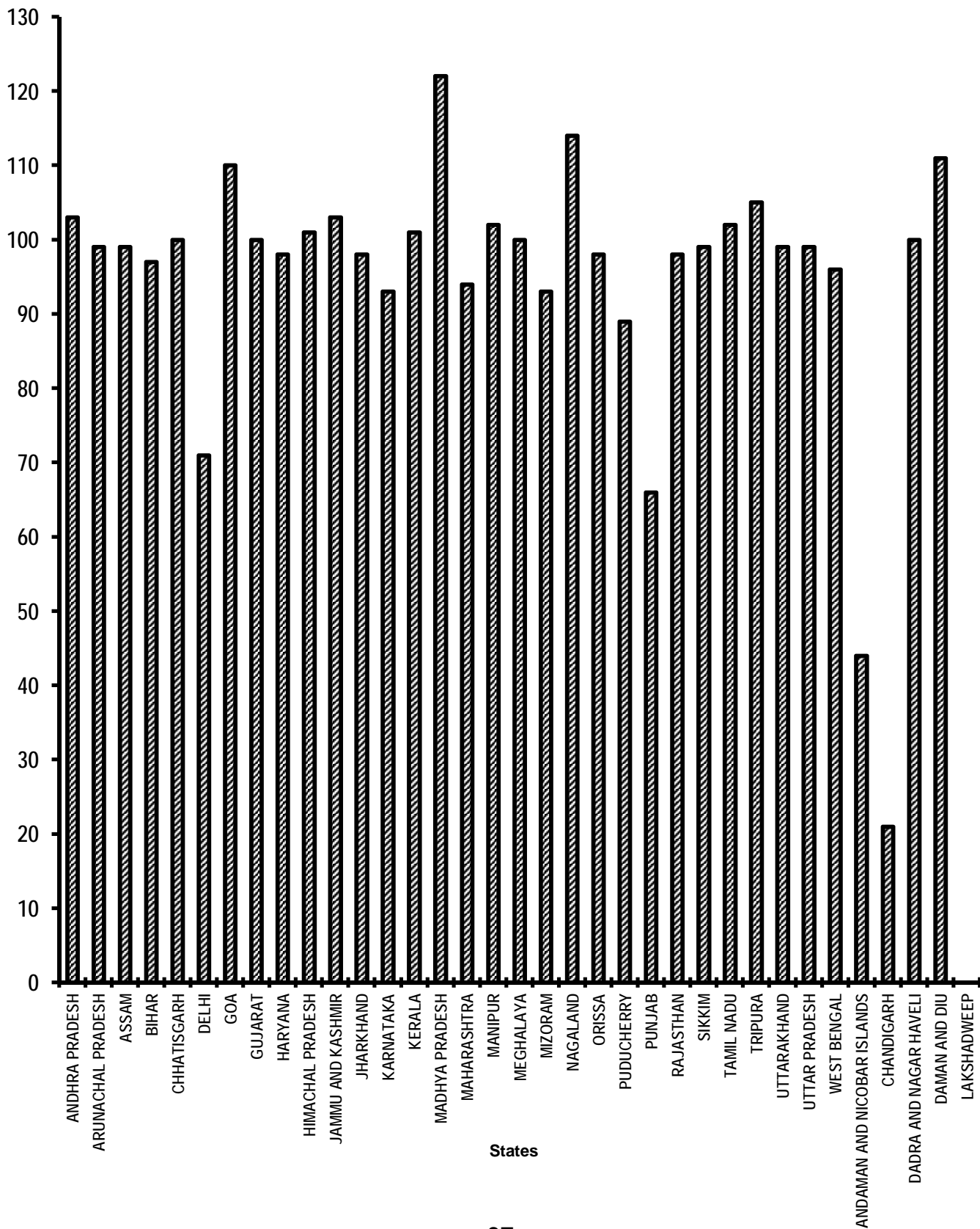


Table - 6(C)

Food Security - Targeted Public Distribution System (Only BPL)

Sl. No.	State/UT Name	Allocation of Food Grains (Tonnes) April,2012-January,2013	Off take (Tonnes) April,2012-January,2013	Percentage of offtake w.r.t. Allocation of Food Grains
(1)	(2)	(3)	(4)	(5)
1	ANDHRA PRADESH	8,76,740	9,21,908	105
2	ARUNACHAL PRADESH	21,270	21,066	99
3	ASSAM	3,96,020	3,92,324	99
4	BIHAR	14,07,810	12,05,607	86
5	CHHATISGARH	4,04,740	4,01,324	99
6	DELHI	90,580	92,111	102
7	GOA	4,610	5,071	110
8	GUJARAT	4,58,640	4,49,767	98
9	HARYANA	1,73,810	1,80,280	104
10	HIMACHAL PRADESH	1,10,950	1,07,907	97
11	JAMMU AND KASHMIR	1,68,080	1,72,700	103
12	JHARKHAND	5,16,640	5,03,351	97
13	KARNATAKA	6,97,050	6,97,298	100
14	KERALA	3,35,290	3,37,212	101
15	MADHYA PRADESH	8,90,090	16,74,399	188
16	MAHARASHTRA	14,24,520	13,74,367	96
17	MANIPUR	35,840	37,120	104
18	MEGHALAYA	39,480	39,480	100
19	MIZORAM	14,700	14,050	96
20	NAGALAND	26,760	29,891	112
21	ORISSA	9,71,310	9,78,726	101
22	PUDUCHERRY	17,970	17,338	96
23	PUNJAB	1,00,980	86,148	85
24	RAJASTHAN	5,24,610	5,19,664	99
25	SIKKIM	9,420	9,454	100
26	TAMIL NADU	10,49,360	10,60,340	101
27	TRIPURA	63,650	67,525	106
28	UTTARAKHAND	1,07,490	1,09,365	102
29	UTTAR PRADESH	23,04,750	23,03,727	100
30	WEST BENGAL	12,94,650	13,25,194	102
31	ANDAMAN AND NICOBAR ISLANDS	4,450	2,206	50
32	CHANDIGARH	3,130	2,817	90
33	DADRA AND NAGAR HAVELI	4,190	4,198	100
34	DAMAN AND DIU	870	963	111
35	LAKSHADWEEP	630	0	0
Grand Total		1,45,51,080	1,51,44,898	104

Very Good:(90% or above of targets)

ANDHRA PRADESH, ARUNACHAL PRADESH, ASSAM, CHHATISGARH, DELHI, GOA, GUJARAT, HARYANA, HIMACHAL PRADESH, JAMMU AND KASHMIR, JHARKHAND, KARNATAKA, KERALA, MADHYA PRADESH, MAHARASHTRA, MANIPUR, MEGHALAYA, MIZORAM, NAGALAND, ORISSA, PUDUCHERRY, RAJASTHAN, SIKKIM, TAMIL NADU, TRIPURA, UTTARAKHAND, UTTAR PRADESH, WEST BENGAL, CHANDIGARH, DADRA AND NAGAR HAVELI, DAMAN AND DIU

Good:(Between 80% to 90% targets)

BIHAR, PUNJAB

Poor:(Below 80% of targets)

ANDAMAN AND NICOBAR ISLANDS, LAKSHADWEEP

Food Security: Targeted Public Distribution System (Only BPL)

Off take

% Achievement of Target
During April 2012 - January 2013

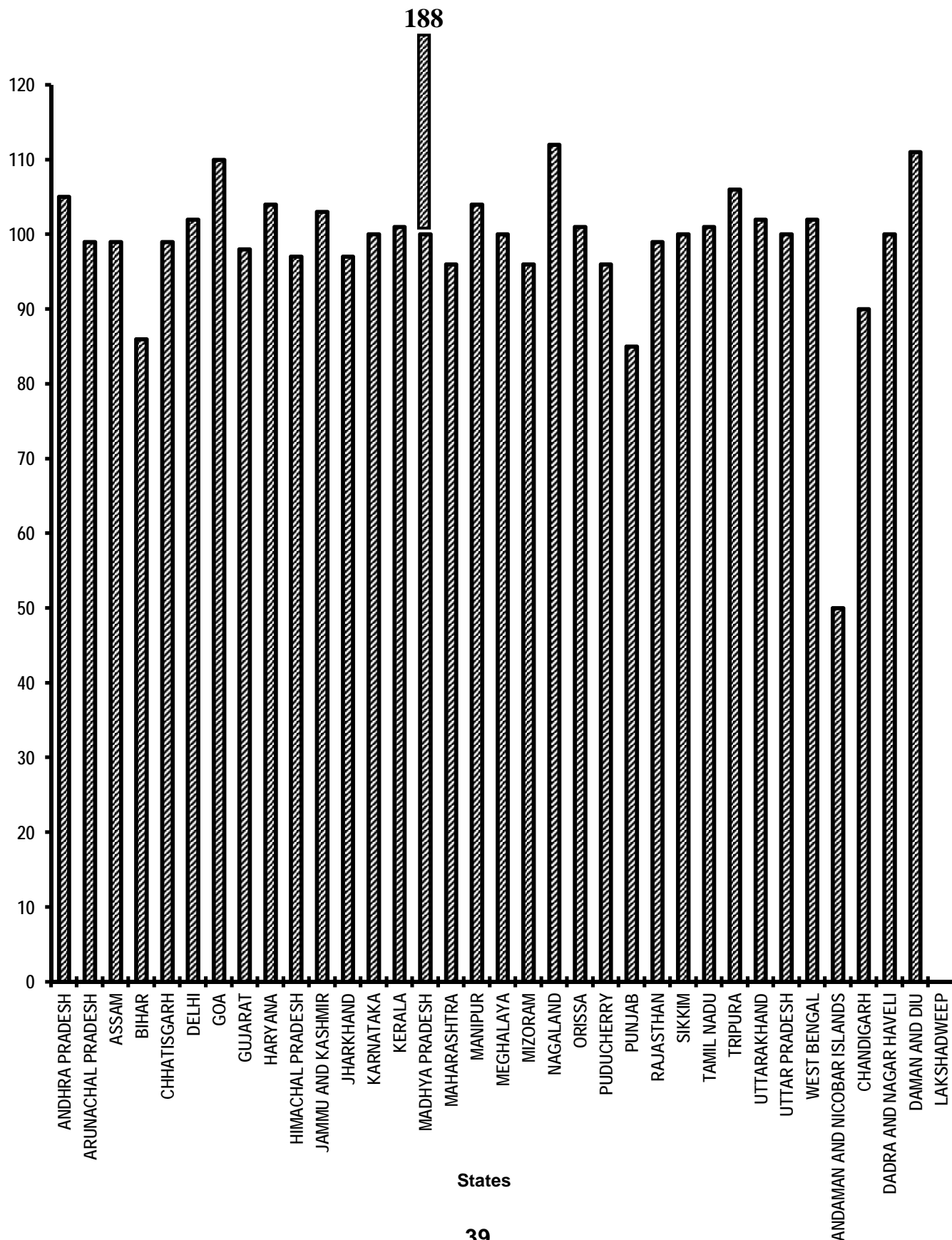


Table - 7

Rural Housing - Indira Awaas Yojana
Houses constructed
(Unit: Number)

Sl. No.	State/UT Name	Target		Achievement	Percent Achievement
		2012-2013	April,2012-January,2013	April,2012-January,2013	April,2012-January,2013
(1)	(2)	(3)	(4)	(5)	(5)/(4)
1	ANDHRA PRADESH	2,70,399	2,25,331	2,18,299	97
2	ARUNACHAL PRADESH	8,339	6,949	# 2145	31
3	ASSAM	1,84,408	1,53,674	75,454	49
4	BIHAR	8,16,305	6,80,253	5,70,419	84
5	CHHATISGARH	41,511	34,591	12,900	37
6	GOA	1,714	1,428	786	55
7	GUJARAT	1,36,470	1,13,724	51,603	45
8	HARYANA	19,163	15,969	7,033	44
9	HIMACHAL PRADESH	6,271	5,225	1,824	35
10	JAMMU AND KASHMIR	19,476	16,230	12,554	77
11	JHARKHAND	69,503	57,920	51,338	89
12	KARNATAKA	1,07,210	89,340	60,400	68
13	KERALA	59,620	49,682	30,172	61
14	MADHYA PRADESH	84,358	70,298	35,209	50
15	MAHARASHTRA	1,67,379	1,39,482	51,133	37
16	MANIPUR	7,238	6,031	3,214	53
17	MEGHALAYA	12,608	10,506	3,504	33
18	MIZORAM	2,687	2,239	1,504	67
19	NAGALAND	8,343	6,952	5,320	77
20	ORISSA	1,55,363	1,29,469	59,877	46
21	PUDUCHERRY	1,318	1,098	30	3
22	PUNJAB	23,696	19,746	4,386	22
23	RAJASTHAN	68,578	57,148	24,802	43
24	SIKKIM	1,596	1,330	1,630	123
25	TAMIL NADU	1,11,410	92,841	50,825	55
26	TRIPURA	16,245	13,537	3,034	22
27	UTTARAKHAND	17,162	14,302	8,832	62
28	UTTAR PRADESH	3,68,322	3,06,934	75,217	25
29	WEST BENGAL	2,19,553	1,82,960	2,65,896	145
30	ANDAMAN AND NICOBAR ISLANDS	2,646	2,204	373	17
31	DADRA AND NAGAR HAVELI	441	367	63	17
32	DAMAN AND DIU	197	164	4	2
33	LAKSHADWEEP	171	143	73	51
Grand Total		30,09,700	25,08,067	16,89,853	67

Very Good:(90% or above of targets)

ANDHRA PRADESH, SIKKIM, WEST BENGAL

Good:(Between 80% to 90% targets)

BIHAR, JHARKHAND

Poor:(Below 80% of targets)

ARUNACHAL PRADESH, ASSAM, CHHATISGARH, GOA, GUJARAT, HARYANA, HIMACHAL PRADESH, JAMMU AND KASHMIR, KARNATAKA, KERALA, MADHYA PRADESH, MAHARASHTRA, MANIPUR, MEGHALAYA, MIZORAM, NAGALAND, ORISSA, PUDUCHERRY, PUNJAB, RAJASTHAN, TAMIL NADU, TRIPURA, UTTARAKHAND, UTTAR PRADESH, ANDAMAN AND NICOBAR ISLANDS, DADRA AND NAGAR HAVELI, DAMAN AND DIU, LAKSHADWEEP

Note: # Previous month figures have been repeated due to wide variation.

Rural Housing - Indira Awaas Yojana

Houses constructed
% Achievement of Target
During April 2012 - January 2013

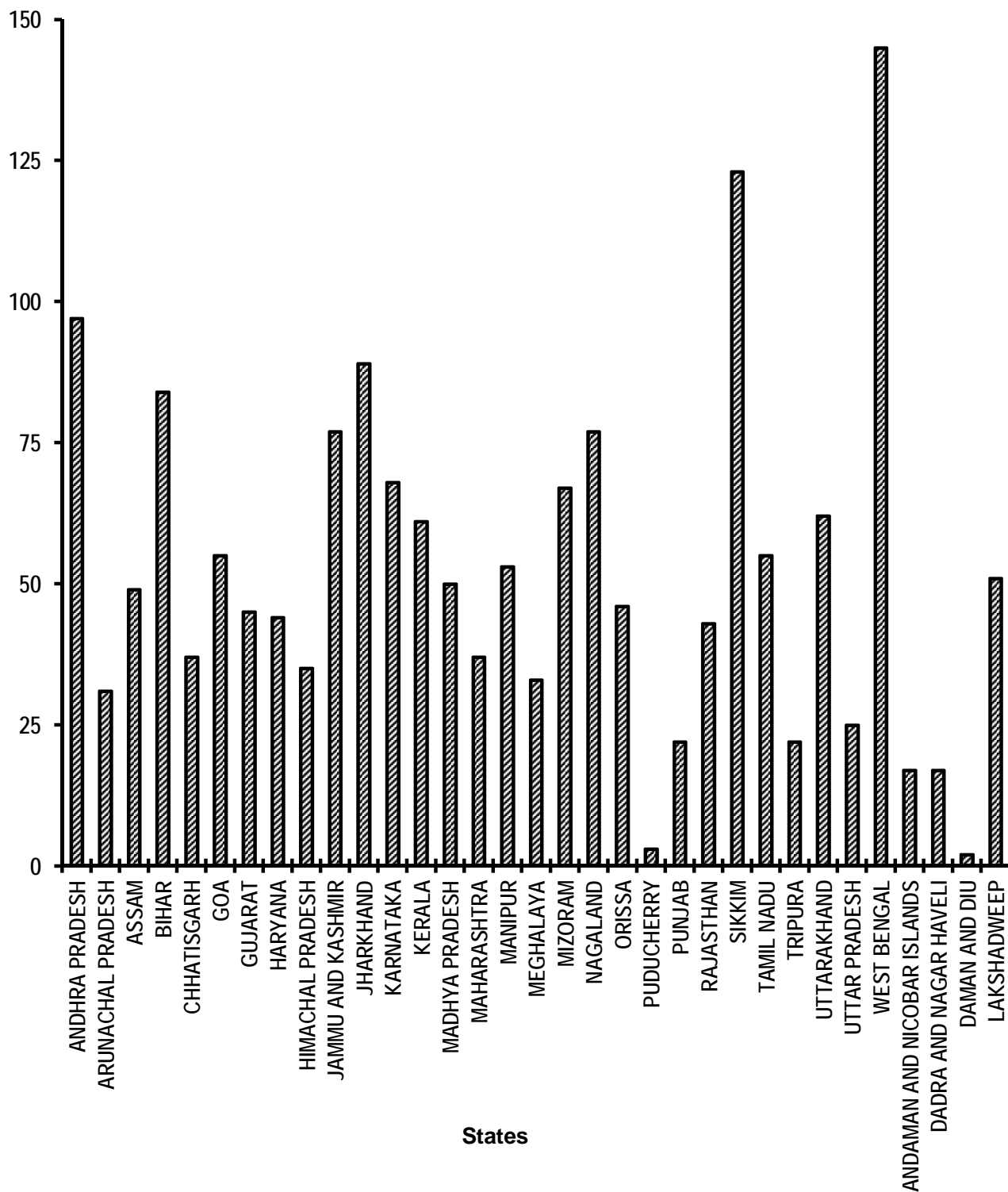


Table - 8

EWS/LIG Houses in Urban Areas
Houses constructed
(Unit: Number)

Sl. No.	State/UT Name	Target		Achievement	Percent Achievement
		2012-2013	April,2012-January,2013	April,2012-January,2013	April,2012-January,2013
(1)	(2)	(3)	(4)	(5)	(5)/(4)
1	ANDHRA PRADESH	12,500	10,416	25,555	245
2	ARUNACHAL PRADESH	225	187	100	53
3	ASSAM	1,900	1,583	0	0
4	BIHAR	11,000	9,166	2,690	29
5	CHHATISGARH	11,000	9,166	2,920	32
6	DELHI	12,500	10,416	1,259	12
7	GOA	35	29	28	97
8	GUJARAT	12,500	10,416	2,368	23
9	HARYANA	2,075	1,729	1,251	72
10	HIMACHAL PRADESH	375	312	0	0
11	JAMMU AND KASHMIR	2,500	2,083	0	0
12	JHARKHAND	5,000	4,166	4,498	108
13	KARNATAKA	2,500	2,083	10,681	513
14	KERALA	5,000	4,166	267	6
15	MADHYA PRADESH	12,500	10,416	4,625	44
16	MAHARASHTRA	40,000	33,333	15,738	47
17	MANIPUR	1,000	833	0	0
18	MEGHALAYA	250	208	0	0
19	MIZORAM	500	416	0	0
20	NAGALAND	750	625	0	0
21	ORISSA	2,250	1,874	0	0
22	PUDUCHERRY	550	458	0	0
23	PUNJAB	4,000	3,333	0	0
24	RAJASTHAN	7,500	6,250	5,497	88
25	SIKKIM	60	50	48	96
26	TAMIL NADU	15,000	12,500	663	5
27	TRIPURA	250	208	447	215
28	UTTARAKHAND	1,250	1,041	0	0
29	UTTAR PRADESH	15,000	12,500	1,433	11
30	WEST BENGAL	17,500	14,583	27,467	188
31	ANDAMAN AND NICOBAR ISLANDS	10	8	0	0
32	CHANDIGARH	2,500	2,083	0	0
33	DADRA AND NAGAR HAVELI	20	16	0	0
Grand Total		2,00,000	1,66,653	1,07,535	65

Very Good:(90% or above of targets)

ANDHRA PRADESH, GOA, JHARKHAND, KARNATAKA, SIKKIM, TRIPURA, WEST BENGAL

Good:(Between 80% to 90% targets)

RAJASTHAN

Poor:(Below 80% of targets)

ARUNACHAL PRADESH, ASSAM, BIHAR, CHHATISGARH, DELHI, GUJARAT, HARYANA, HIMACHAL PRADESH, JAMMU AND KASHMIR, KERALA, MADHYA PRADESH, MAHARASHTRA, MANIPUR, MEGHALAYA, MIZORAM, NAGALAND, ORISSA, PUDUCHERRY, PUNJAB, TAMIL NADU, UTTARAKHAND, UTTAR PRADESH, ANDAMAN AND NICOBAR ISLANDS, CHANDIGARH, DADRA AND NAGAR HAVELI

EWS/LIG Houses in Urban Areas

Houses constructed
% Achievement of Target
During April 2012 - January 2013

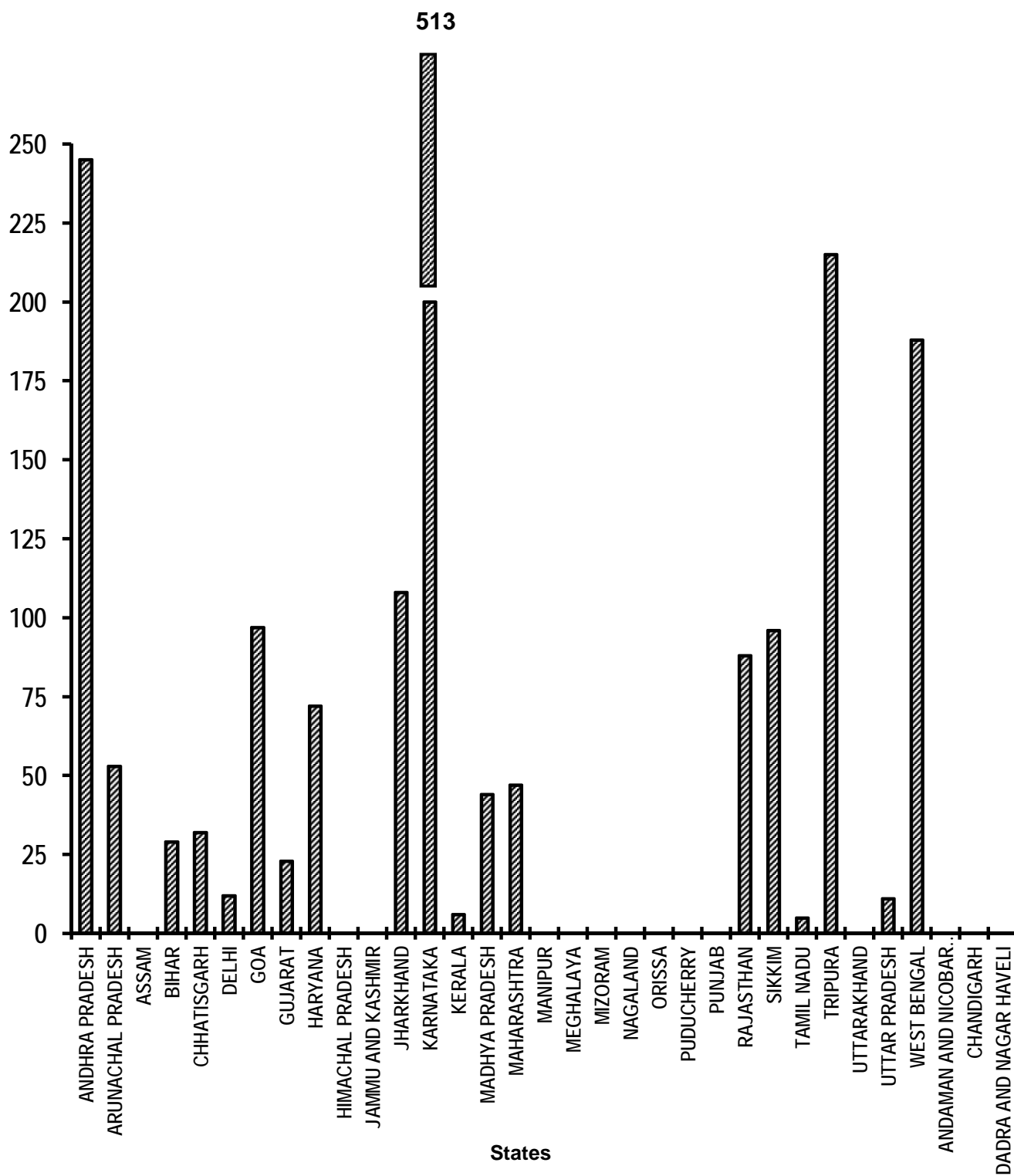


Table - 9(A)

Rural Areas: National Rural Drinking Water Programme (NRDWP)
Habitations covered (Partially covered & Slipped back)
(Unit: Number)

Sl. No.	State/UT Name	Target		Achievement	Percent Achievement
		2012-2013	April,2012-January,2013	April,2012-January,2013	April,2012-January,2013
(1)	(2)	(3)	(4)	(5)	(5)/(4)
1	ANDHRA PRADESH	3,319	2,390	5,033	211
2	ARUNACHAL PRADESH	190	137	137	100
3	ASSAM	2,406	1,731	2,204	127
4	BIHAR	5,807	4,180	4,729	113
5	CHHATISGARH	3,891	2,801	3,394	121
6	GUJARAT	518	374	626	167
7	HARYANA	612	439	487	111
8	HIMACHAL PRADESH	1,648	1,186	1,965	166
9	JAMMU AND KASHMIR	679	488	646	132
10	JHARKHAND	10,524	7,577	963	13
11	KARNATAKA	3,926	2,826	6,058	214
12	KERALA	414	298	327	110
13	MADHYA PRADESH	10,520	7,574	# 9422	124
14	MAHARASHTRA	3,244	2,335	2,094	90
15	MANIPUR	163	120	53	44
16	MEGHALAYA	352	254	146	57
17	MIZORAM	37	25	5	20
18	NAGALAND	46	34	43	126
19	ORISSA	4,370	3,145	11,611	369
20	PUDUCHERRY	15	11	0	0
21	PUNJAB	938	674	314	47
22	RAJASTHAN	696	503	1,279	254
23	SIKKIM	176	127	41	32
24	TAMIL NADU	4,166	3,000	6,010	200
25	TRIPURA	12	8	163	2,038
26	UTTARAKHAND	700	504	555	110
27	UTTAR PRADESH	15,080	10,859	2,231	21
28	WEST BENGAL	551	398	659	166
Grand Total		75,000	53,998	61,195	113

Very Good:(90% or above of targets)

ANDHRA PRADESH, ARUNACHAL PRADESH, ASSAM, BIHAR, CHHATISGARH, GUJARAT, HARYANA, HIMACHAL PRADESH, JAMMU AND KASHMIR, KARNATAKA, KERALA, MADHYA PRADESH, MAHARASHTRA, NAGALAND, ORISSA, RAJASTHAN, TAMIL NADU, TRIPURA, UTTARAKHAND, WEST BENGAL

Poor:(Below 80% of targets)

JHARKHAND, MANIPUR, MEGHALAYA, MIZORAM, PUDUCHERRY, PUNJAB, SIKKIM, UTTAR PRADESH

Note: # Previous month figures have been repeated due to wide variation.

Rural Areas- National Rural Drinking Water Programme (NRDWP)

Habitations covered (Partially Covered & Slipped back)

% Achievement of Target
During April 2012 - January 2013

2038

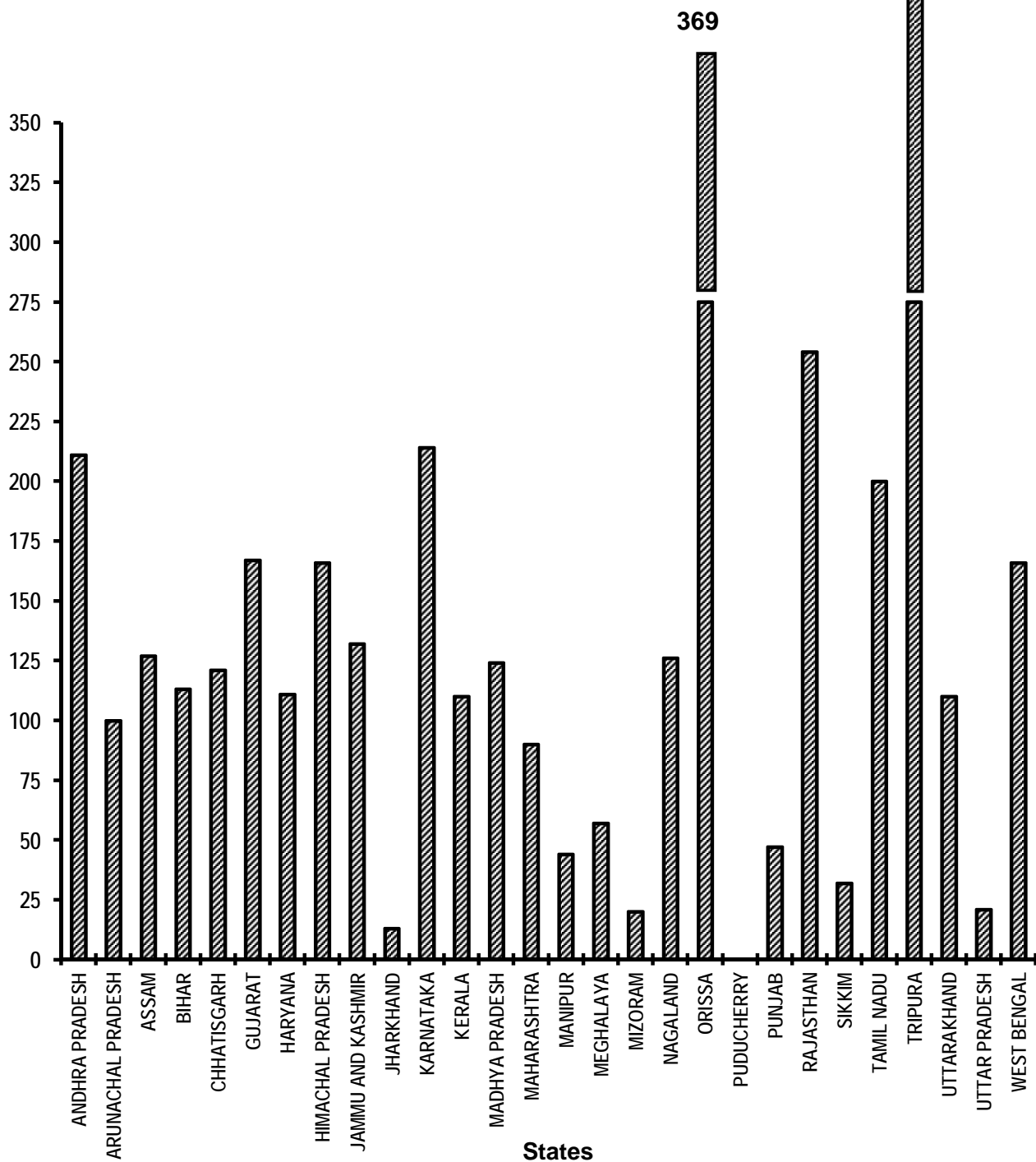


Table - 9(B)

Rural Areas: National Rural Drinking Water Programme (NRDWP)
Coverage of water quality affected habitations
(Unit: Number)

Sl. No.	State/UT Name	Target		Achievement	Percent Achievement
		2012-2013	April,2012-January,2013	April,2012-January,2013	April,2012-January,2013
(1)	(2)	(3)	(4)	(5)	(5)/(4)
1	ANDHRA PRADESH	160	115	91	79
2	ASSAM	3,334	2,400	1,834	76
3	BIHAR	5,750	4,139	1,581	38
4	CHHATISGARH	4,326	3,113	824	26
5	GUJARAT	212	151	160	106
6	HARYANA	9	6	# 4	67
7	JAMMU AND KASHMIR	24	19	19	100
8	JHARKHAND	367	264	15	6
9	KARNATAKA	2,091	1,505	1,070	71
10	KERALA	58	41	27	66
11	MADHYA PRADESH	787	566	# 238	42
12	MAHARASHTRA	730	525	346	66
13	MEGHALAYA	38	27	8	30
14	NAGALAND	28	21	0	0
15	ORISSA	2,268	1,632	1,403	86
16	PUDUCHERRY	7	5	0	0
17	PUNJAB	31	23	4	17
18	RAJASTHAN	1,414	1,018	732	72
19	TAMIL NADU	60	43	56	130
20	TRIPURA	975	701	571	81
21	UTTAR PRADESH	801	576	306	53
22	WEST BENGAL	1,530	1,101	318	29
Grand Total		25,000	17,991	9,607	53

Very Good:(90% or above of targets)

GUJARAT, JAMMU AND KASHMIR, TAMIL NADU

Good:(Between 80% to 90% targets)

ORISSA, TRIPURA

Poor:(Below 80% of targets)

ANDHRA PRADESH, ASSAM, BIHAR, CHHATISGARH, HARYANA, JHARKHAND, KARNATAKA, KERALA, MADHYA PRADESH, MAHARASHTRA, MEGHALAYA, NAGALAND, PUDUCHERRY, PUNJAB, RAJASTHAN, UTTAR PRADESH, WEST BENGAL

Note: # Previous month figures have been repeated due to wide variation.

Rural Areas- National Rural Drinking Water Programme (NRDWP)

Coverage of Water Quality Affected Habitations

% Achievement of Target
During April 2012 - January 2013

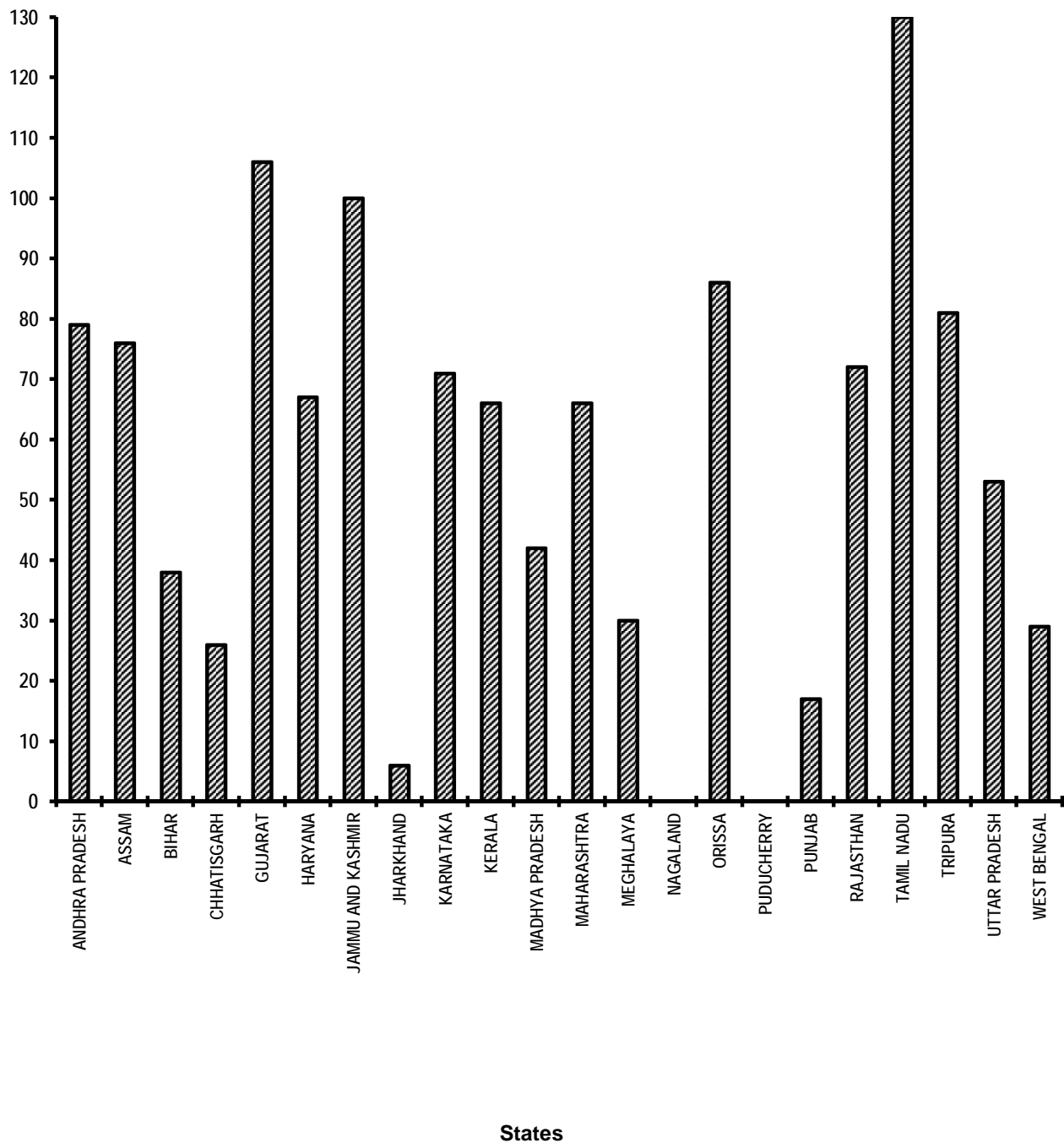


Table - 10

Sanitation Programme in Rural Areas
(Unit: Number)

Sl. No.	State/UT Name	Individual Household latrines constructed (Number) April,2012-January,2013
(1)	(2)	(3)
1	ANDHRA PRADESH	2,22,084
2	ARUNACHAL PRADESH	2,569
3	ASSAM	1,64,545
4	BIHAR	5,93,806
5	CHHATISGARH	30,000
6	DELHI	0
7	GOA	0
8	GUJARAT	1,18,703
9	HARYANA	30,748
10	HIMACHAL PRADESH	4,409
11	JAMMU AND KASHMIR	22,300
12	JHARKHAND	27,133
13	KARNATAKA	1,74,828
14	KERALA	4,766
15	MADHYA PRADESH	3,21,811
16	MAHARASHTRA	1,21,967
17	MANIPUR	19,558
18	MEGHALAYA	4,617
19	MIZORAM	3,433
20	NAGALAND	18,630
21	ORISSA	1,12,412
22	PUDUCHERRY	0
23	PUNJAB	52,329
24	RAJASTHAN	1,58,109
25	SIKKIM	0
26	TAMIL NADU	2,09,738
27	TRIPURA	3,522
28	UTTARAKHAND	72,544
29	UTTAR PRADESH	59,686
30	WEST BENGAL	4,10,973
31	ANDAMAN AND NICOBAR ISLANDS	0
32	CHANDIGARH	0
33	DADRA AND NAGAR HAVELI	0
34	DAMAN AND DIU	0
35	LAKSHADWEEP	0
Grand Total		29,65,220

Table - 11

Institutional Delivery
(Unit: Number)

Sl. No.	State/UT Name	Delivery in institutions (Number) April,2012- January,2013
(1)	(2)	(3)
1	ANDHRA PRADESH	11,61,738
2	ARUNACHAL PRADESH	206
3	ASSAM	0
4	BIHAR	10,88,064
5	CHHATISGARH	2,08,794
6	DELHI	2,46,591
7	GOA	14,581
8	GUJARAT	9,47,237
9	HARYANA	3,13,054
10	HIMACHAL PRADESH	63,537
11	JAMMU AND KASHMIR	1,37,261
12	JHARKHAND	3,02,351
13	KARNATAKA	6,37,536
14	KERALA	3,94,896
15	MADHYA PRADESH	9,69,828
16	MAHARASHTRA	17,45,570
17	MANIPUR	20,950
18	MEGHALAYA	26,518
19	MIZORAM	7,049
20	NAGALAND	3,593
21	ORISSA	5,16,154
22	PUDUCHERRY	30,455
23	PUNJAB	2,86,031
24	RAJASTHAN	10,05,871
25	SIKKIM	5,585
26	TAMIL NADU	8,70,601
27	TRIPURA	33,768
28	UTTARAKHAND	75,702
29	UTTAR PRADESH	20,90,353
30	WEST BENGAL	6,41,941
31	ANDAMAN AND NICOBAR ISLANDS	4,213
32	CHANDIGARH	19,525
33	DADRA AND NAGAR HAVELI	4,523
34	DAMAN AND DIU	2,725
35	LAKSHADWEEP	565
Grand Total		1,38,77,366

Table - 12

SC Families Assisted
(Unit: Number)

Sl. No.	State/UT Name	Target		Achievement	Percent Achievement
		2012-2013	April,2012-January,2013	April,2012-January,2013	April,2012-January,2013
(1)	(2)	(3)	(4)	(5)	(5)/(4)
1	ANDHRA PRADESH	7,97,642	6,64,700	4,24,604	64
2	ASSAM	37,655	31,379	17,973	57
3	BIHAR	1,54,886	1,29,070	# 3,90,854	303
4	CHHATISGARH	1,74,495	1,45,411	279	0
5	DELHI	19,399	16,165	2,329	14
6	GOA	16,044	13,370	0	0
7	GUJARAT	1,25,353	1,04,460	1,25,114	120
8	HARYANA	1,02,407	85,339	76,796	90
9	HIMACHAL PRADESH	29,289	24,407	61,473	252
10	JAMMU AND KASHMIR	13,420	11,182	84,445	755
11	JHARKHAND	28,385	23,653	4,76,747	2,016
12	KARNATAKA	3,91,580	3,26,316	3,18,575	98
13	KERALA	1,42,953	1,19,127	28,942	24
14	MADHYA PRADESH	3,15,694	2,63,078	2,02,001	77
15	MAHARASHTRA	6,67,471	5,56,225	1,62,542	29
16	MANIPUR	5,407	4,505	0	0
17	ORISSA	1,54,187	1,28,489	49,339	38
18	PUDUCHERRY	10,176	8,480	952	11
19	PUNJAB	1,35,792	1,13,160	63,261	56
20	RAJASTHAN	3,49,321	2,91,100	2,94,244	101
21	SIKKIM	1,326	1,103	1,815	165
22	TAMIL NADU	9,50,911	7,92,425	7,22,692	91
23	TRIPURA	41,923	34,935	3,777	11
24	UTTARAKHAND	79,574	66,310	5,996	9
25	UTTAR PRADESH	11,61,183	9,67,651	1,22,423	13
26	WEST BENGAL	6,89,853	5,74,877	14,32,605	249
27	CHANDIGARH	905	753	721	96
Grand Total		65,97,231	54,97,670	50,70,499	92

Very Good:(90% or above of targets)

BIHAR, GUJARAT, HARYANA, HIMACHAL PRADESH, JAMMU AND KASHMIR, JHARKHAND, KARNATAKA, RAJASTHAN, SIKKIM, TAMIL NADU, WEST BENGAL, CHANDIGARH

Poor:(Below 80% of targets)

ANDHRA PRADESH, ASSAM, CHHATISGARH, DELHI, GOA, KERALA, MADHYA PRADESH, MAHARASHTRA, MANIPUR, ORISSA, PUDUCHERRY, PUNJAB, TRIPURA, UTTARAKHAND, UTTAR PRADESH

Previous month figure has been repeated.

SC Families Assisted

% Achievement of Target
During April 2012 - January 2013

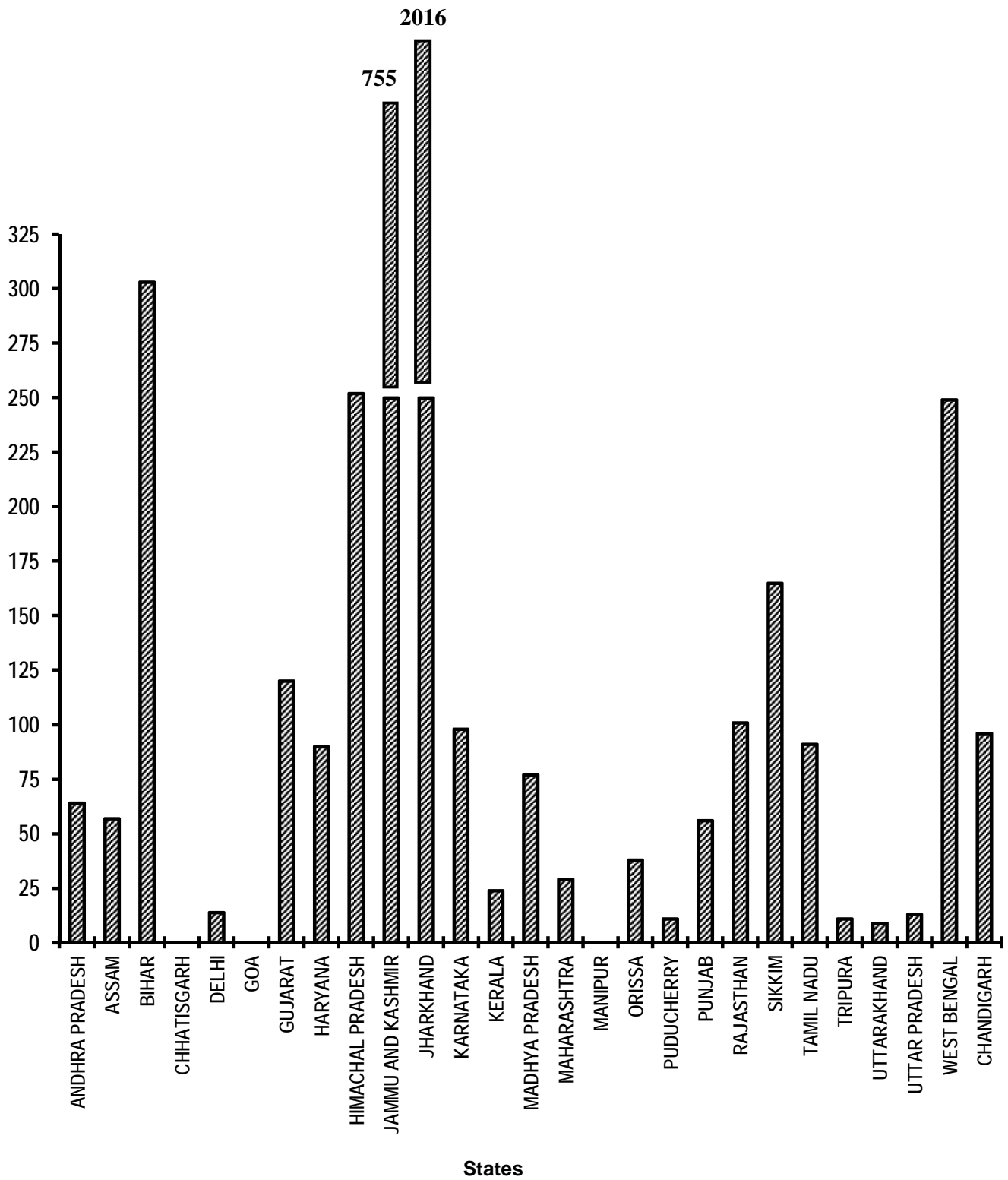


Table - 13

Universalization of ICDS Scheme
ICDS Blocks Operational (Cumulative)
(Unit: Number)

Sl. No.	State/UT Name	Target		Achievement	Percent Achievement
		2012-2013	April,2012-January,2013	April,2012-January,2013	April,2012-January,2013
(1)	(2)	(3)	(4)	(5)	(5)/(4)
1	ANDHRA PRADESH	388	388	387	100
2	ARUNACHAL PRADESH	98	98	93	95
3	ASSAM	231	231	231	100
4	BIHAR	544	544	544	100
5	CHHATISGARH	220	220	163	74
6	DELHI	95	95	95	100
7	GOA	11	11	11	100
8	GUJARAT	336	336	336	100
9	HARYANA	148	148	148	100
10	HIMACHAL PRADESH	78	78	78	100
11	JAMMU AND KASHMIR	141	141	141	100
12	JHARKHAND	206	205	204	100
13	KARNATAKA	186	186	185	99
14	KERALA	258	258	258	100
15	MADHYA PRADESH	453	453	453	100
16	MAHARASHTRA	553	553	553	100
17	MANIPUR	42	42	42	100
18	MEGHALAYA	41	41	41	100
19	MIZORAM	27	27	27	100
20	NAGALAND	59	59	59	100
21	ORISSA	338	338	338	100
22	PUDUCHERRY	5	5	5	100
23	PUNJAB	154	154	154	100
24	RAJASTHAN	304	304	304	100
25	SIKKIM	13	13	13	100
26	TAMIL NADU	434	434	434	100
27	TRIPURA	56	56	56	100
28	UTTARAKHAND	105	105	105	100
29	UTTAR PRADESH	897	897	892	99
30	WEST BENGAL	576	576	# 4899	851
31	ANDAMAN AND NICOBAR ISLANDS	5	5	5	100
32	CHANDIGARH	3	3	3	100
33	DADRA AND NAGAR HAVELI	2	2	2	100
34	DAMAN AND DIU	2	2	2	100
35	LAKSHADWEEP	9	9	18	200
Grand Total		7,018	7,017	11,279	161

Very Good:(90% or above of targets)

ANDHRA PRADESH, ARUNACHAL PRADESH, ASSAM, BIHAR, DELHI, GOA, GUJARAT, HARYANA, HIMACHAL PRADESH, JAMMU AND KASHMIR, JHARKHAND, KARNATAKA, KERALA, MADHYA PRADESH, MAHARASHTRA, MANIPUR, MEGHALAYA, MIZORAM, NAGALAND, ORISSA, PUDUCHERRY, PUNJAB, RAJASTHAN, SIKKIM, TAMIL NADU, TRIPURA, UTTARAKHAND, UTTAR PRADESH, WEST BENGAL, ANDAMAN AND NICOBAR ISLANDS, CHANDIGARH, DADRA AND NAGAR HAVELI, DAMAN AND DIU, LAKSHADWEEP

Poor:(Below 80% of targets)

CHHATISGARH

Previous month figure has been repeated.

Universalization of ICDS Scheme

ICDS Blocks Operational (Cumulative)

% Achievement of Target
During Apr 2012 - January 2013

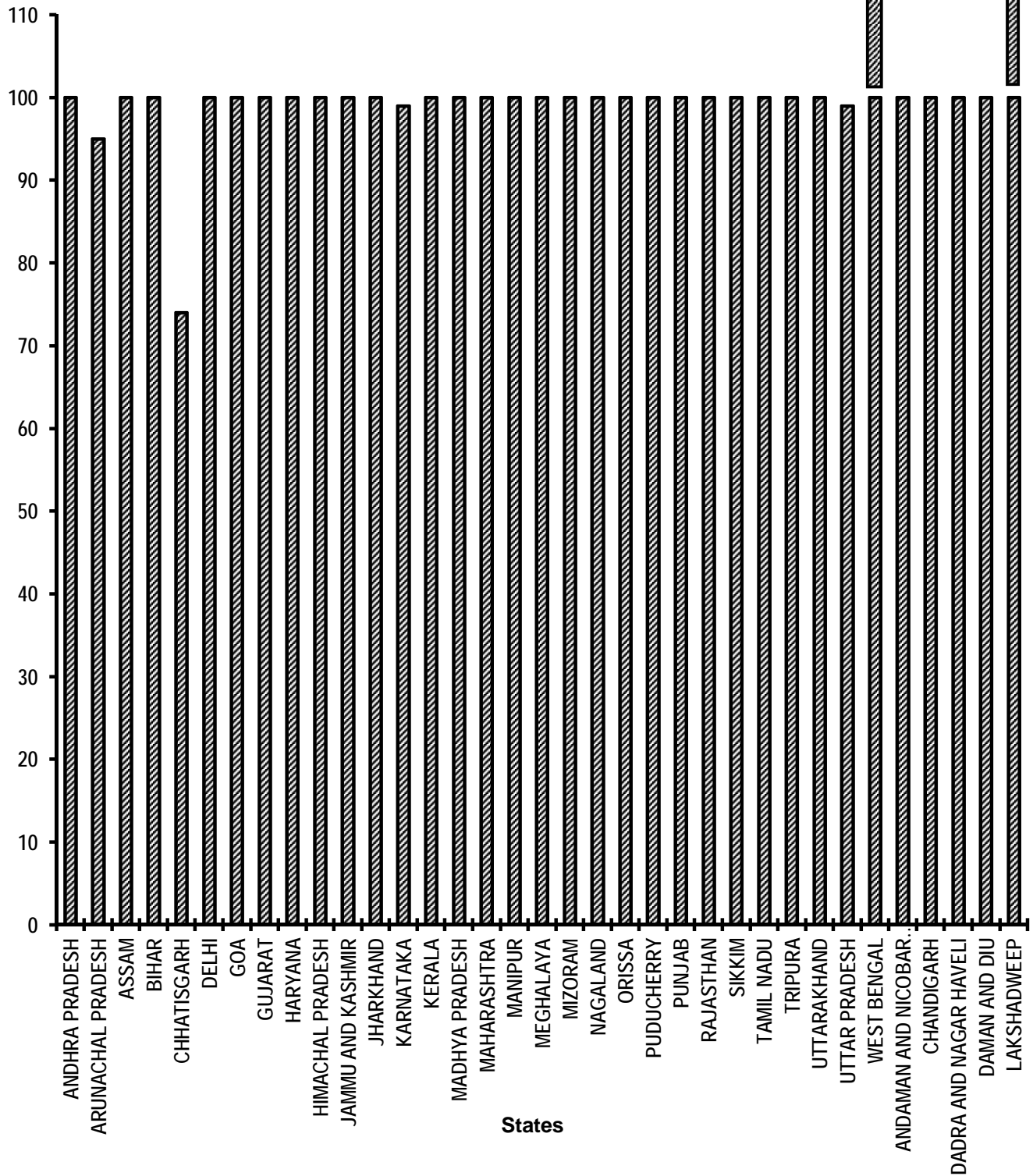


Table - 14

Functional Anganwadis
Anganwadis Functional (Cumulative)
(Unit: Number)

Sl. No.	State/UT Name	Target		Achievement	Percent
		2012-2013	April, 2012- January, 2013	April, 2012- January, 2013	Achievement April, 2012- January, 2013
(1)	(2)	(3)	(4)	(5)	(5)/(4)
1	ANDHRA PRADESH	89,567	89,567	88,045	98
2	ARUNACHAL PRADESH	6,146	6,146	6,028	98
3	ASSAM	60,631	60,631	58,118	96
4	BIHAR	87,887	87,887	91,677	104
5	CHHATISGARH	58,098	58,098	285	0
6	DELHI	10,921	10,921	10,852	99
7	GOA	1,262	1,262	1,262	100
8	GUJARAT	50,226	50,226	50,225	100
9	HARYANA	25,488	25,488	25,311	99
10	HIMACHAL PRADESH	18,783	18,783	18,610	99
11	JAMMU AND KASHMIR	27,706	27,706	28,542	103
12	JHARKHAND	38,252	38,252	38,365	100
13	KARNATAKA	63,377	63,377	64,513	102
14	KERALA	33,102	33,102	33,096	100
15	MADHYA PRADESH	90,999	90,999	90,387	99
16	MAHARASHTRA	1,08,784	1,08,784	95,963	88
17	MANIPUR	10,859	10,859	9,795	90
18	MEGHALAYA	5,115	5,115	5,114	100
19	MIZORAM	1,980	1,980	1,980	100
20	NAGALAND	3,455	3,455	3,455	100
21	ORISSA	72,063	72,063	71,134	99
22	PUDUCHERRY	788	788	788	100
23	PUNJAB	26,656	26,656	26,656	100
24	RAJASTHAN	60,069	60,069	59,165	98
25	SIKKIM	1,233	1,233	1,233	100
26	TAMIL NADU	54,439	54,439	54,439	100
27	TRIPURA	9,906	9,906	9,906	100
28	UTTARAKHAND	20,923	20,923	18,647	89
29	UTTAR PRADESH	1,87,267	1,87,267	1,86,460	100
30	WEST BENGAL	1,16,858	1,16,858	# 2,53,503	217
31	ANDAMAN AND NICOBAR ISLANDS	711	711	699	98
32	CHANDIGARH	468	468	420	90
33	DADRA AND NAGAR HAVELI	267	267	268	100
34	DAMAN AND DIU	105	105	97	92
35	LAKSHADWEEP	107	107	107	100
Grand Total		13,44,498	13,44,498	14,05,145	105

Very Good:(90% or above of targets)

ANDHRA PRADESH, ARUNACHAL PRADESH, ASSAM, BIHAR, DELHI, GOA, GUJARAT, HARYANA, HIMACHAL PRADESH, JAMMU AND KASHMIR, JHARKHAND, KARNATAKA, KERALA, MADHYA PRADESH, MANIPUR, MEGHALAYA, MIZORAM, NAGALAND, ORISSA, PUDUCHERRY, PUNJAB, RAJASTHAN, SIKKIM, TAMIL NADU, TRIPURA, UTTAR PRADESH, WEST BENGAL, ANDAMAN AND NICOBAR ISLANDS, CHANDIGARH, DADRA AND NAGAR HAVELI, DAMAN AND DIU, LAKSHADWEEP

Good:(Between 80% to 90% targets)

MAHARASHTRA, UTTARAKHAND

Poor:(Below 80% of targets)

CHHATISGARH

Previous month figure has been repeated.

Functional Anganwadis (Cumulative)

% Achievement of Target
During April 2012 - January 2013

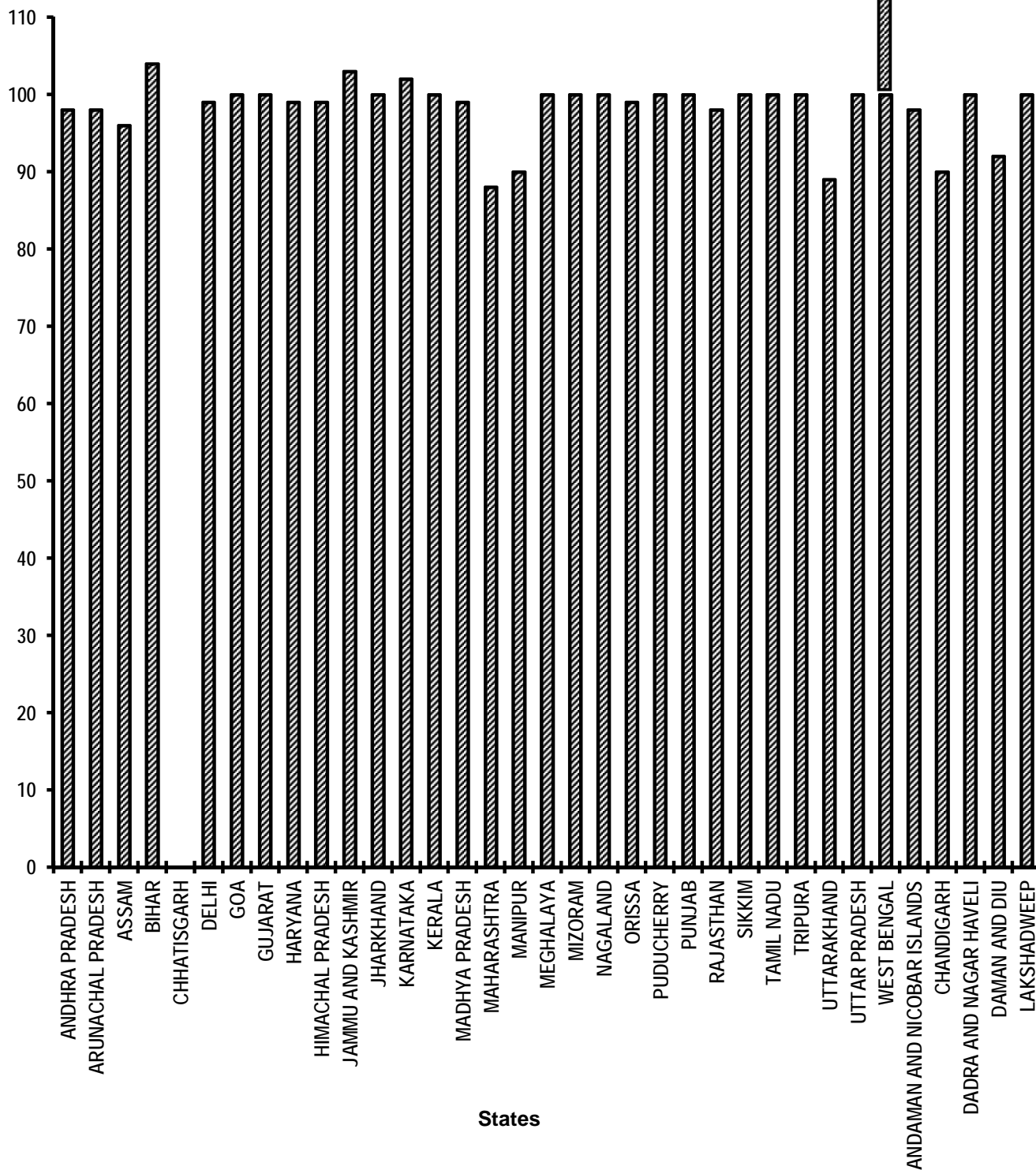


Table - 15

**No. of Urban poor families assisted under Seven Point Charter
Poor Families Assisted
(Unit: Number)**

Sl. No.	State/UT Name	Target		Achievement	Percent Achievement
		2012-2013	April,2012- January,2013	April,2012- January,2013	April,2012- January,2013
(1)	(2)	(3)	(4)	(5)	(5)/(4)
1	ANDHRA PRADESH	18,750	15,624	5,81,459	3,722
2	ARUNACHAL PRADESH	338	281	0	0
3	ASSAM	2,850	2,374	204	9
4	BIHAR	16,500	13,750	0	0
5	CHHATISGARH	16,500	13,750	0	0
6	DELHI	18,750	15,624	486	3
7	GOA	52	43	0	0
8	GUJARAT	18,750	15,624	25,729	165
9	HARYANA	3,112	2,593	# 218	8
10	HIMACHAL PRADESH	563	469	422	90
11	JAMMU AND KASHMIR	3,750	3,124	0	0
12	JHARKHAND	7,500	6,250	1,301	21
13	KARNATAKA	3,750	3,124	3,150	101
14	KERALA	7,500	6,250	5,995	96
15	MADHYA PRADESH	18,750	15,624	3,643	23
16	MAHARASHTRA	60,000	50,000	19,718	39
17	MANIPUR	1,500	1,250	0	0
18	MEGHALAYA	375	313	96	31
19	MIZORAM	750	624	0	0
20	NAGALAND	1,125	937	0	0
21	ORISSA	3,375	2,812	897	32
22	PUDUCHERRY	825	688	5,700	828
23	PUNJAB	6,000	5,000	2,288	46
24	RAJASTHAN	11,250	9,374	16,557	177
25	SIKKIM	90	74	1,465	1,980
26	TAMIL NADU	22,500	18,750	7,495	40
27	TRIPURA	375	313	2,039	651
28	UTTARAKHAND	1,875	1,563	1,016	65
29	UTTAR PRADESH	22,500	18,750	3,676	20
30	WEST BENGAL	26,250	21,874	1,71,799	785
31	ANDAMAN AND NICOBAR ISLANDS	15	12	0	0
32	CHANDIGARH	3,750	3,124	186	6
33	DADRA AND NAGAR HAVELI	30	24	0	0
Grand Total		3,00,000	2,49,986	8,55,539	342

Very Good:(90% or above of targets)

ANDHRA PRADESH, GUJARAT, HIMACHAL PRADESH, KARNATAKA, KERALA, PUDUCHERRY, RAJASTHAN, SIKKIM, TRIPURA, WEST BENGAL

Poor:(Below 80% of targets)

ARUNACHAL PRADESH, ASSAM, BIHAR, CHHATISGARH, DELHI, GOA, HARYANA, JAMMU AND KASHMIR, JHARKHAND, MADHYA PRADESH, MAHARASHTRA, MANIPUR, MEGHALAYA, MIZORAM, NAGALAND, ORISSA, PUNJAB, TAMIL NADU, UTTARAKHAND, UTTAR PRADESH, ANDAMAN AND NICOBAR ISLANDS, CHANDIGARH, DADRA AND NAGAR HAVELI

Previous month figure has been repeated.

No. of Urban poor families assisted under Seven Point Charter

Poor Families Assisted

% Achievement of Target

During April 2012 - January 2013

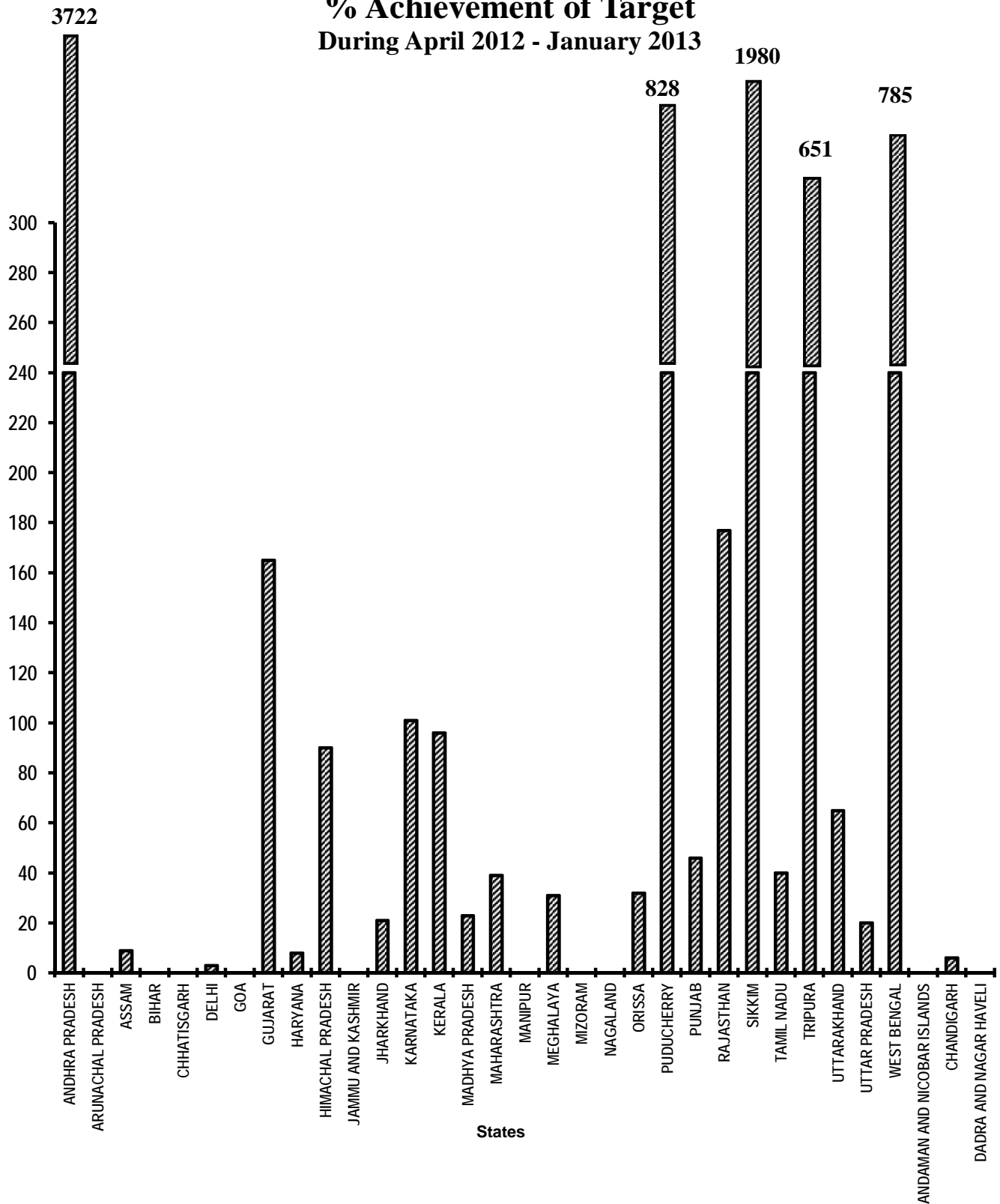


Table - 16(A)

**Afforestation (Public and Forest Lands)
Area Covered under Plantation
(Unit: Hectares)**

Sl. No.	State/UT Name	Target		Achievement	Percent Achievement
		2012-2013	April,2012-January,2013	April,2012-January,2013	April,2012-January,2013
(1)	(2)	(3)	(4)	(5)	(5)/(4)
1	ANDHRA PRADESH	3,85,400	3,21,166	3,96,798	124
2	ARUNACHAL PRADESH	10,800	9,000	377	4
3	ASSAM	5,650	4,708	0	0
4	BIHAR	22,700	18,918	27,400	145
5	CHHATISGARH	50,400	42,000	83,790	200
6	DELHI	1,150	957	1,181	123
7	GOA	450	376	471	125
8	GUJARAT	1,40,500	1,17,084	1,20,660	103
9	HARYANA	57,000	47,500	53,872	113
10	HIMACHAL PRADESH	28,900	24,084	25,741	107
11	JAMMU AND KASHMIR	7,250	6,042	6,563	109
12	JHARKHAND	46,200	38,500	10,696	28
13	KARNATAKA	67,000	55,834	79,897	143
14	KERALA	3,950	3,292	10,154	308
15	MADHYA PRADESH	1,10,700	92,250	1,18,510	128
16	MAHARASHTRA	1,22,900	1,02,416	1,88,945	184
17	MANIPUR	18,000	15,000	10,266	68
18	MEGHALAYA	6,850	5,708	4,313	76
19	MIZORAM	6,250	5,208	4,071	78
20	NAGALAND	10,600	8,832	5,681	64
21	ORISSA	1,73,300	1,44,416	97,942	68
22	PUDUCHERRY	35	29	47	162
23	PUNJAB	6,950	5,790	9,002	155
24	RAJASTHAN	51,000	42,500	52,691	124
25	SIKKIM	7,450	6,208	9,019	145
26	TAMIL NADU	50,700	42,250	33,380	79
27	TRIPURA	27,200	22,666	19,130	84
28	UTTARAKHAND	23,000	19,166	19,617	102
29	UTTAR PRADESH	81,700	68,084	65,138	96
30	WEST BENGAL	16,000	13,333	8,862	66
31	ANDAMAN AND NICOBAR ISLANDS	1,100	916	1,110	121
32	CHANDIGARH	300	250	218	87
33	DADRA AND NAGAR HAVELI	250	208	200	96
34	DAMAN AND DIU	15	10	8	80
35	LAKSHADWEEP	20	16	10	62
Grand Total		15,41,670	12,84,717	14,65,760	114

Very Good:(90% or above of targets)

ANDHRA PRADESH, BIHAR, CHHATISGARH, DELHI, GOA, GUJARAT, HARYANA, HIMACHAL PRADESH, JAMMU AND KASHMIR, KARNATAKA, KERALA, MADHYA PRADESH, MAHARASHTRA, PUDUCHERRY, PUNJAB, RAJASTHAN, SIKKIM, UTTARAKHAND, UTTAR PRADESH, ANDAMAN AND NICOBAR ISLANDS, DADRA AND NAGAR HAVELI

Good:(Between 80% to 90% targets)

TRIPURA, CHANDIGARH, DAMAN AND DIU

Poor:(Below 80% of targets)

ARUNACHAL PRADESH, ASSAM, JHARKHAND, MANIPUR, MEGHALAYA, MIZORAM, NAGALAND, ORISSA, TAMIL NADU, WEST BENGAL, LAKSHADWEEP

Afforestation (Public and Forest Lands)

Area Covered under Plantation

% Achievement of Target
During April 2012 - January 2013

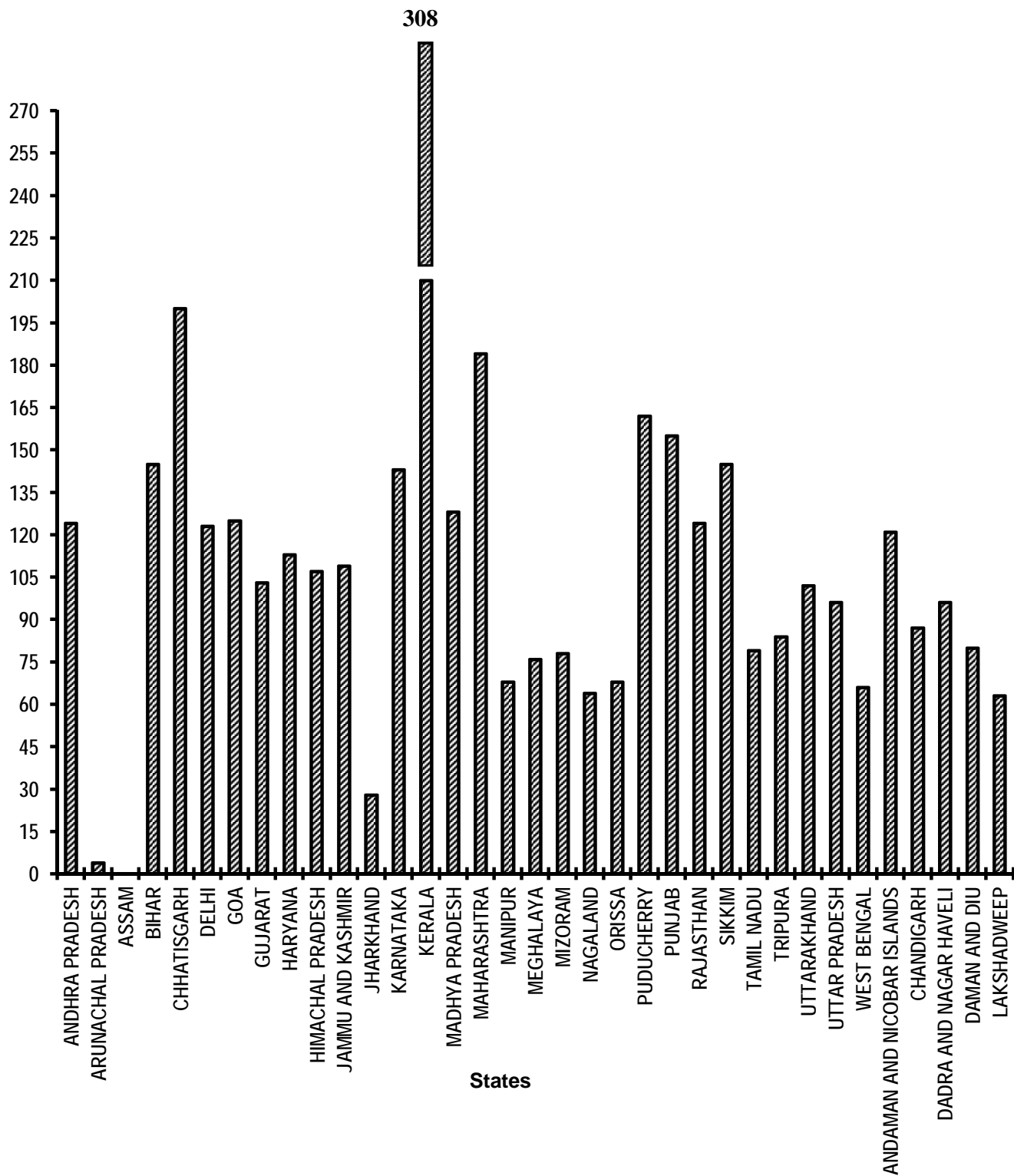


Table - 16(B)

**Afforestation (Public and Forest Lands)
Seedlings planted
(Unit: Number)**

Sl. No.	State/UT Name	Target		Achievement	Percent Achievement
		2012-2013	April,2012-January,2013	April,2012-January,2013	April,2012-January,2013
(1)	(2)	(3)	(4)	(5)	(5)/(4)
1	ANDHRA PRADESH	25,05,10,000	20,87,58,333	33,57,48,000	161
2	ARUNACHAL PRADESH	70,20,000	58,50,000	1,86,467	3
3	ASSAM	36,73,000	30,60,834	0	0
4	BIHAR	1,47,55,000	1,22,95,834	1,78,09,800	145
5	CHHATISGARH	3,27,60,000	2,73,00,000	6,43,54,000	236
6	DELHI	7,48,000	6,23,332	7,94,220	127
7	GOA	2,93,000	2,44,168	7,07,000	290
8	GUJARAT	9,13,25,000	7,61,04,168	11,96,73,000	157
9	HARYANA	3,70,50,000	3,08,75,000	4,13,37,000	134
10	HIMACHAL PRADESH	1,87,85,000	1,56,54,166	1,67,31,000	107
11	JAMMU AND KASHMIR	47,13,000	39,27,500	18,04,000	46
12	JHARKHAND	3,00,30,000	2,50,25,000	1,84,36,988	74
13	KARNATAKA	4,35,50,000	3,62,91,668	6,67,31,000	184
14	KERALA	25,68,000	21,40,000	1,62,63,544	760
15	MADHYA PRADESH	7,19,55,000	5,99,62,500	7,70,32,000	128
16	MAHARASHTRA	7,98,85,000	6,65,70,832	15,73,40,000	236
17	MANIPUR	1,17,00,000	97,50,000	81,21,441	83
18	MEGHALAYA	44,53,000	37,10,832	29,96,822	81
19	MIZORAM	40,63,000	33,85,832	15,12,950	45
20	NAGALAND	68,90,000	57,41,666	64	0
21	ORISSA	11,26,45,000	9,38,70,832	5,32,68,000	57
22	PUDUCHERRY	23,000	19,166	1,26,305	659
23	PUNJAB	45,18,000	37,65,000	95,53,000	254
24	RAJASTHAN	2,40,00,000	2,00,00,000	2,48,46,000	124
25	SIKKIM	48,43,000	40,35,832	60,27,395	149
26	TAMIL NADU	3,29,55,000	2,74,62,500	56,38,237	21
27	TRIPURA	1,76,80,000	1,47,33,332	1,06,46,000	72
28	UTTARAKHAND	1,49,50,000	1,24,58,332	1,79,22,000	144
29	UTTAR PRADESH	5,31,05,000	4,42,54,166	5,18,31,803	117
30	WEST BENGAL	1,04,00,000	86,66,666	1,54,35,054	178
31	ANDAMAN AND NICOBAR ISLANDS	7,00,000	5,83,334	4,74,180	81
32	CHANDIGARH	1,95,000	1,62,500	87,310	54
33	DADRA AND NAGAR HAVELI	1,63,000	1,35,833	3,28,000	241
34	DAMAN AND DIU	10,000	8,332	22,665	272
35	LAKSHADWEEP	13,000	10,833	10,805	100
Grand Total		99,29,26,000	82,74,38,323	1,14,37,96,050	138

Very Good:(90% or above of targets)

ANDHRA PRADESH, BIHAR, CHHATISGARH, DELHI, GOA, GUJARAT, HARYANA, HIMACHAL PRADESH, KARNATAKA, KERALA, MADHYA PRADESH, MAHARASHTRA, PUDUCHERRY, PUNJAB, RAJASTHAN, SIKKIM, UTTARAKHAND, UTTAR PRADESH, WEST BENGAL, DADRA AND NAGAR HAVELI, DAMAN AND DIU, LAKSHADWEEP

Good:(Between 80% to 90% targets)

MANIPUR, MEGHALAYA, ANDAMAN AND NICOBAR ISLANDS

Poor:(Below 80% of targets)

ARUNACHAL PRADESH, ASSAM, JAMMU AND KASHMIR, JHARKHAND, MIZORAM, NAGALAND, ORISSA, TAMIL NADU, TRIPURA, CHANDIGARH

Afforestation (Public and Forest Lands)

Seedlings planted

% Achievement of Target
During April 2012 - January 2013

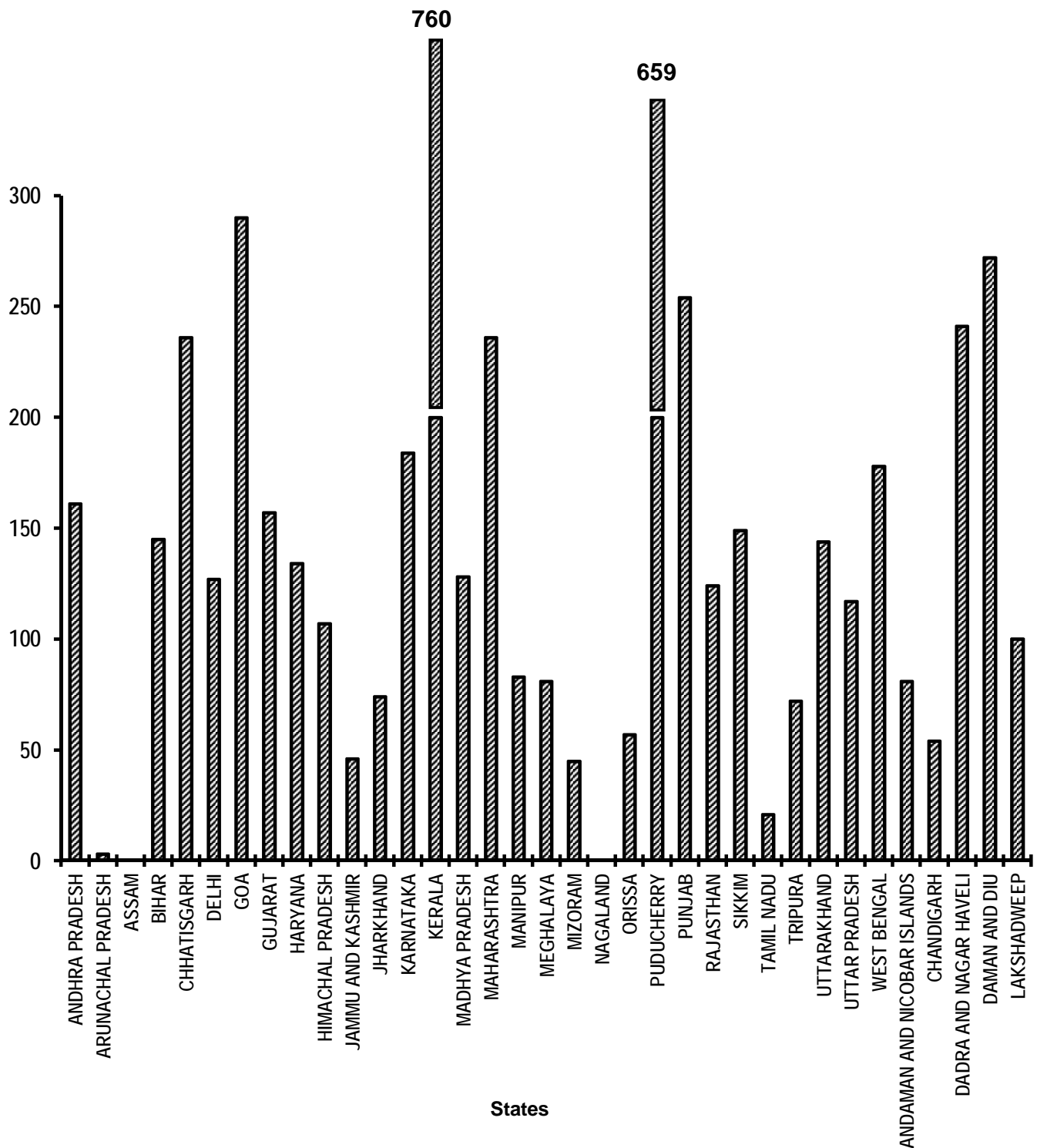


Table - 17

Rural Roads - PMGSY
Length of Road Constructed
(Unit: Kilometer)

Sl. No.	State/UT Name	Target		Achievement	Percent Achievement
		2012-2013	April,2012-January,2013	April,2012-January,2013	April,2012-January,2013
(1)	(2)	(3)	(4)	(5)	(5)/(4)
1	ANDHRA PRADESH	400	332	311	94
2	ARUNACHAL PRADESH	325	270	208	77
3	ASSAM	1,175	979	913	93
4	BIHAR	6,420	5,350	5,442	102
5	CHHATISGARH	2,370	1,974	476	24
6	GUJARAT	140	116	333	287
7	HARYANA	30	24	74	308
8	HIMACHAL PRADESH	980	816	749	92
9	JAMMU AND KASHMIR	1,335	1,113	1,142	103
10	JHARKHAND	2,010	1,674	565	34
11	KARNATAKA	205	171	321	188
12	KERALA	390	325	58	18
13	MADHYA PRADESH	2,760	2,300	2,078	90
14	MAHARASHTRA	680	566	519	92
15	MANIPUR	60	50	114	228
16	MEGHALAYA	60	50	18	36
17	MIZORAM	120	100	39	39
18	NAGALAND	310	258	0	0
19	ORISSA	4,170	3,474	1,838	53
20	PUNJAB	165	137	245	179
21	RAJASTHAN	1,975	1,645	1,609	98
22	SIKKIM	270	224	29	13
23	TAMIL NADU	80	66	73	111
24	TRIPURA	340	282	107	38
25	UTTARAKHAND	560	466	309	66
26	UTTAR PRADESH	1,230	1,025	237	23
27	WEST BENGAL	1,440	1,200	7,369	614
Grand Total		30,000	24,987	25,176	101

Very Good:(90% or above of targets)

ANDHRA PRADESH, ASSAM, BIHAR, GUJARAT, HARYANA, HIMACHAL PRADESH, JAMMU AND KASHMIR, KARNATAKA, MADHYA PRADESH, MAHARASHTRA, MANIPUR, PUNJAB, RAJASTHAN, TAMIL NADU, WEST BENGAL

Poor:(Below 80% of targets)

ARUNACHAL PRADESH, CHHATISGARH, JHARKHAND, KERALA, MEGHALAYA, MIZORAM, NAGALAND, ORISSA, SIKKIM, TRIPURA, UTTARAKHAND, UTTAR PRADESH

Rural Roads - PMGSY

Length of Road Constructed

% Achievement of Target
During April 2012 - January 2013

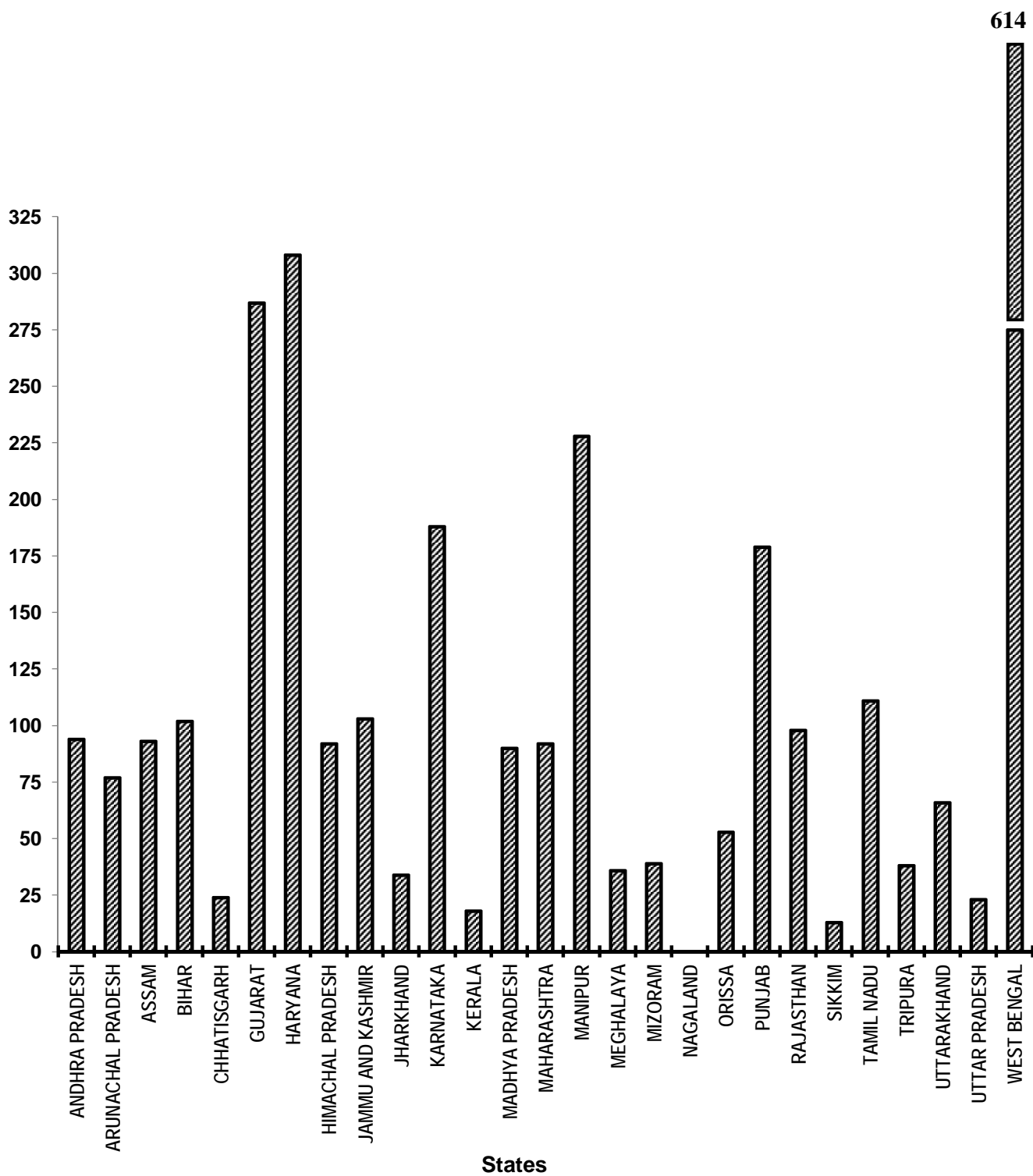


Table - 18

Rajiv Gandhi Grameen Vidyutikaran Yojana
Villages electrified
(Unit: Number)

Sl. No.	State/UT Name	Target #		Achievement	Percent Achievement
		2012-2013	April,2012-January,2013	April,2012-January,2013	April,2012-January,2013
(1)	(2)	(3)	(4)	(5)	(5)/(4)
1	ARUNACHAL PRADESH	1,450	1,098	* 247	22
2	ASSAM	2,062	1,564	161	10
3	BIHAR	2,230	1,695	1,492	88
4	CHHATISGARH	901	691	229	33
5	HIMACHAL PRADESH	15	13	14	108
6	JAMMU AND KASHMIR	136	103	* 25	24
7	JHARKHAND	2,141	1,625	2,812	173
8	MADHYA PRADESH	492	374	1,321	353
9	MANIPUR	591	449	0	0
10	MEGHALAYA	1,616	1,226	@ 423	35
11	MIZORAM	81	61	5	8
12	NAGALAND	38	29	5	17
13	ORISSA	2,174	1,682	@ 343	20
14	RAJASTHAN	227	189	223	118
15	SIKKIM	5	4	0	0
16	TRIPURA	82	60	8	13
Grand Total		14,241	10,863	7,308	67

Very Good:(90% or above of targets)

HIMACHAL PRADESH, JHARKHAND, MADHYA PRADESH, RAJASTHAN

Good:(Between 80% to 90% targets)

BIHAR

Poor:(Below 80% of targets)

ARUNACHAL PRADESH, ASSAM, CHHATISGARH, JAMMU AND KASHMIR, MANIPUR, MEGHALAYA, MIZORAM, NAGALAND, ORISSA, SIKKIM, TRIPURA

Note: * Figures have been reconciled with that of M/oPower.

M/o Power has not supplied targets of 2012-13 for any State except the State of Himachal Pradesh and hence, last year targets have been repeated provisionally.

@ The State has revised/reduced the figure from previous month i.e. April - December 2012

Rajiv Gandhi Grameen Vidyutikaran Yojana-RGGVY

Villages electrified
% Achievement of Target
During April 2012 - January 2013

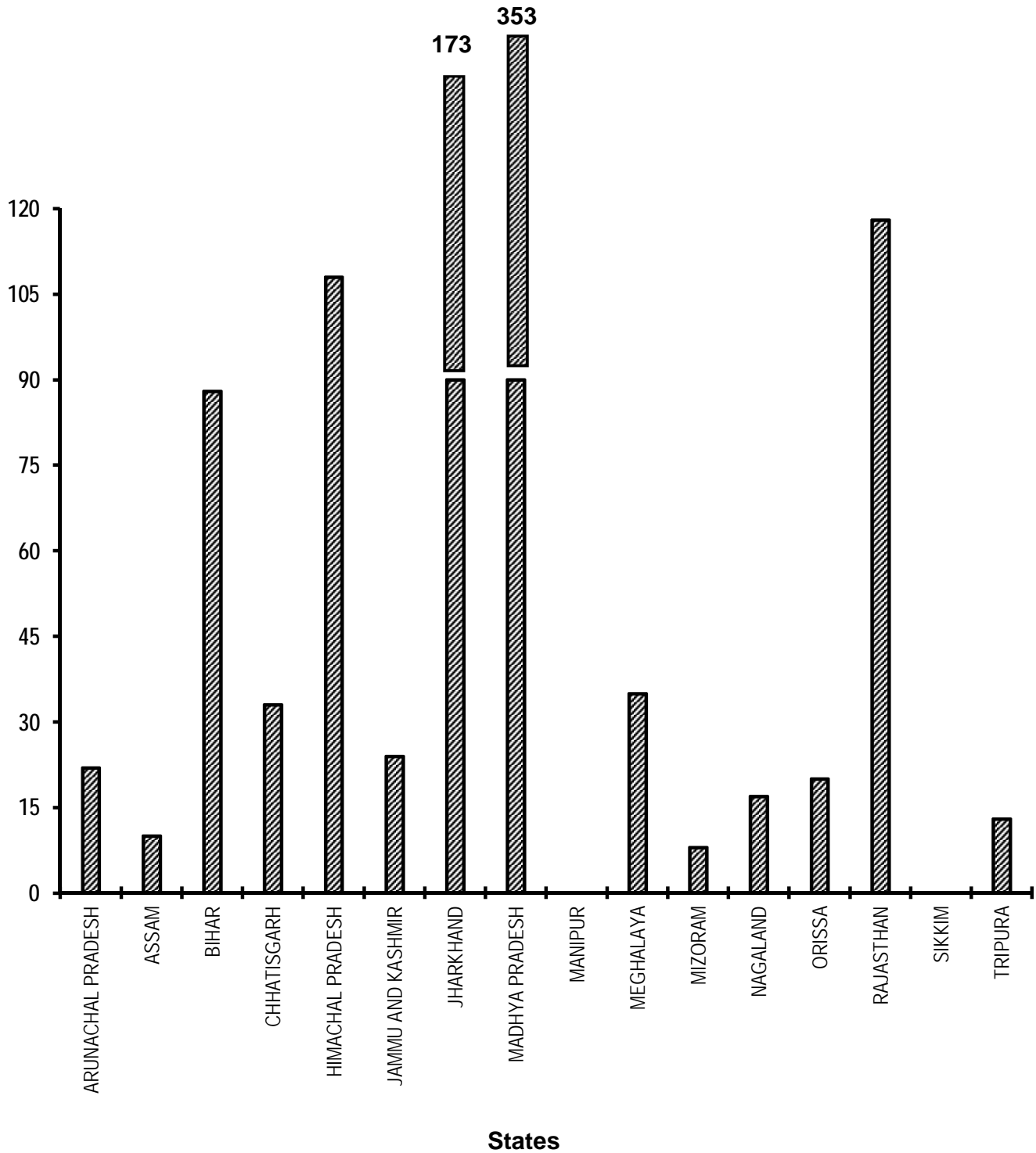


Table - 19

**Energising pump sets
Pumps sets energized
(Unit: Number)**

Sl. No.	State/UT Name	Target		Achievement	Percent Achievement
		2012-2013	April,2012-January,2013	April,2012-January,2013	April,2012-January,2013
(1)	(2)	(3)	(4)	(5)	(5)/(4)
1	ANDHRA PRADESH	50,000	41,666	94,304	226
2	BIHAR	2,764	2,303	1,670	73
3	CHHATISGARH	20,000	16,666	12,587	76
4	GOA	100	83	128	154
5	GUJARAT	25,000	20,833	62,588	300
6	HARYANA	19,000	15,833	16,327	103
7	HIMACHAL PRADESH #	1,175	980	1,802	184
8	JHARKHAND	22,000	18,333	2,145	12
9	KARNATAKA #	38,602	32,168	59,026	183
10	KERALA #	12,000	10,000	8,504	85
11	MADHYA PRADESH	17,237	14,363	54,728	381
12	ORISSA	1,190	991	2,503	253
13	PUDUCHERRY	25	20	24	120
14	PUNJAB	60,000	50,000	16,700	33
15	RAJASTHAN #	30,000	25,000	42,088	168
16	TAMIL NADU #	15,000	12,500	14,501	116
17	UTTARAKHAND	350	291	1,106	380
18	UTTAR PRADESH	22,058	18,381	7,041	38
19	WEST BENGAL	422	350	9,289	2,654
20	DAMAN AND DIU	25	20	8	40
Grand Total		3,36,948	2,80,781	4,07,069	145

Very Good:(90% or above of targets)

ANDHRA PRADESH, GOA, GUJARAT, HARYANA, HIMACHAL PRADESH, KARNATAKA, MADHYA PRADESH, ORISSA, PUDUCHERRY, RAJASTHAN, TAMIL NADU, UTTARAKHAND, WEST BENGAL

Good:(Between 80% to 90% targets)

KERALA

Poor:(Below 80% of targets)

BIHAR, CHHATISGARH, JHARKHAND, PUNJAB, UTTAR PRADESH, DAMAN AND DIU

Note: # Only 05 States have furnished the targets for the year 2012-13 and for rest of the States the targets have been repeated provisionally.

Energising Pump sets

Pumps sets energized

% Achievement of Target
During April 2012 - January 2013

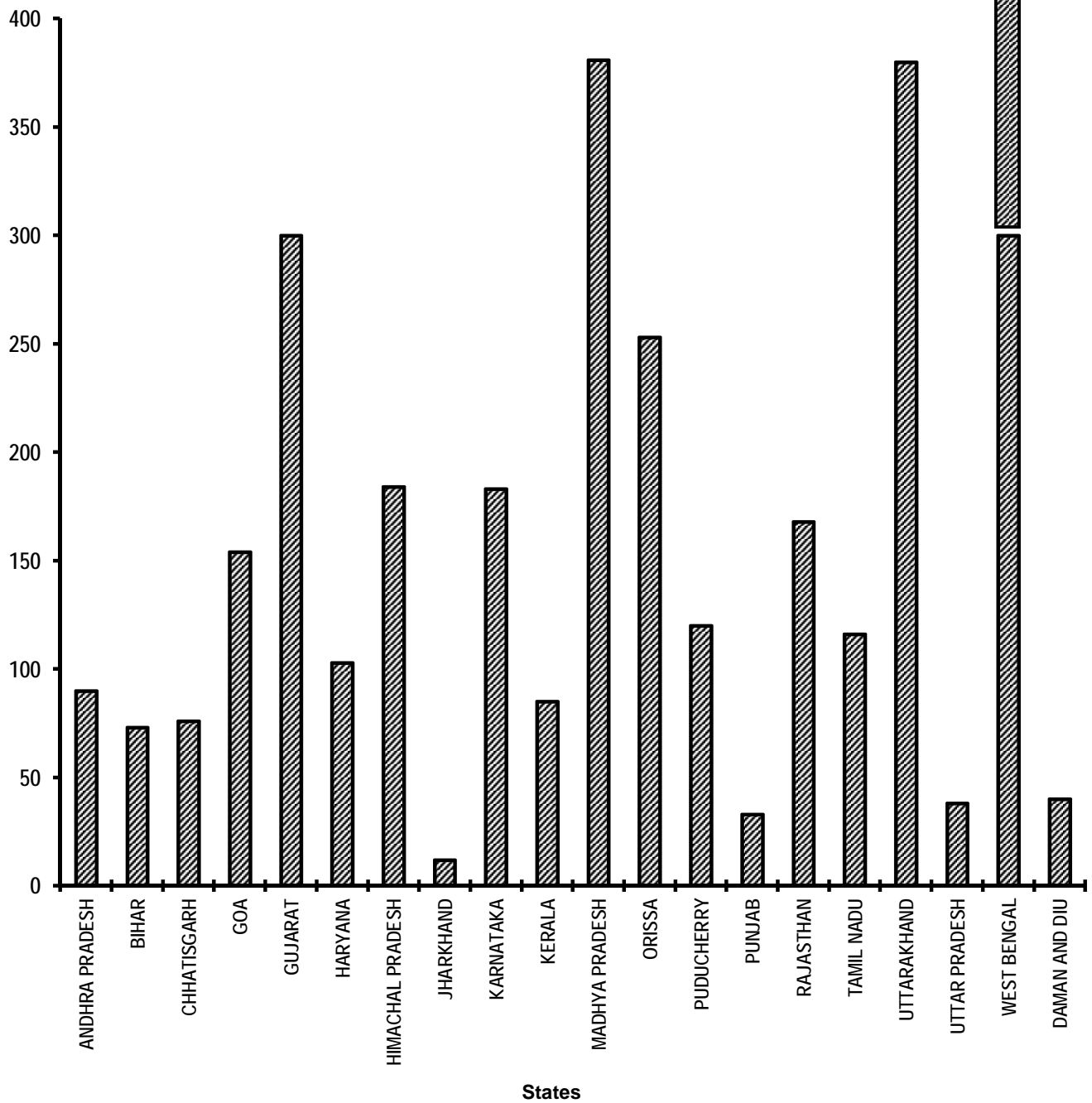


Table - 20

Supply of Electricity

Sl. No.	State/UT Name	Electricity demanded (Million Units) April,2012- January,2013	Electricity supplied (Million Units) April,2012- January,2013	Shortage observed (Million Units) April,2012- January,2013	Percentage of Electricity Supplied
(1)	(2)	(3)	(4)	(5)	(6)
1	ANDHRA PRADESH	82,013	67,952	14,061	83
2	ARUNACHAL PRADESH	503	472	31	94
3	ASSAM	5,544	5,186	358	94
4	BIHAR	12,890	10,810	2,080	84
5	CHHATISGARH	14,128	13,886	242	98
6	DELHI	22,827	22,694	133	99
7	GOA	2,589	2,519	70	97
8	GUJARAT	75,357	75,209	148	100
9	HARYANA	35,828	32,783	3,045	92
10	HIMACHAL PRADESH	7,606	7,366	240	97
11	JAMMU AND KASHMIR	12,792	9,594	3,198	75
12	JHARKHAND	5,831	5,583	248	96
13	KARNATAKA	54,338	47,076	7,262	87
14	KERALA	17,664	16,982	682	96
15	MADHYA PRADESH	43,661	38,908	4,753	89
16	MAHARASHTRA	1,03,807	1,00,330	3,477	97
17	MANIPUR	488	462	26	95
18	MEGHALAYA	1,510	1,314	196	87
19	MIZORAM	339	315	24	93
20	NAGALAND	480	453	27	94
21	ORISSA	21,274	20,450	824	96
22	PUDUCHERRY	1,943	1,905	38	98
23	PUNJAB	41,935	39,427	2,508	94
24	RAJASTHAN	45,951	44,297	1,654	96
25	SIKKIM	341	341	0	100
26	TAMIL NADU	76,772	63,520	13,252	83
27	TRIPURA	936	890	46	95
28	UTTARAKHAND	9,561	8,965	596	94
29	UTTAR PRADESH	77,497	64,692	12,805	83
30	WEST BENGAL	35,379	35,094	285	99
31	ANDAMAN AND NICOBAR ISLANDS	201	156	45	78
32	CHANDIGARH	1,434	1,434	0	100
33	DADRA AND NAGAR HAVELI	3,796	3,626	170	96
34	DAMAN AND DIU	1,630	1,499	131	92
35	LAKSHADWEEP	30	30	0	100
Grand Total		8,18,875	7,46,220	72,655	91

Very Good:(90% or above of targets)

ARUNACHAL PRADESH, ASSAM, CHHATISGARH, DELHI, GOA, GUJARAT, HARYANA, HIMACHAL PRADESH, JHARKHAND, KERALA, MAHARASHTRA, MANIPUR, MIZORAM, NAGALAND, ORISSA, PUDUCHERRY, PUNJAB, RAJASTHAN, SIKKIM, TRIPURA, UTTARAKHAND, WEST BENGAL, CHANDIGARH, DADRA AND NAGAR HAVELI, DAMAN AND DIU, LAKSHADWEEP

Good:(Between 80% to 90% targets)

ANDHRA PRADESH, BIHAR, KARNATAKA, MADHYA PRADESH, MEGHALAYA, TAMIL NADU, UTTAR PRADESH

Poor:(Below 80% of targets)

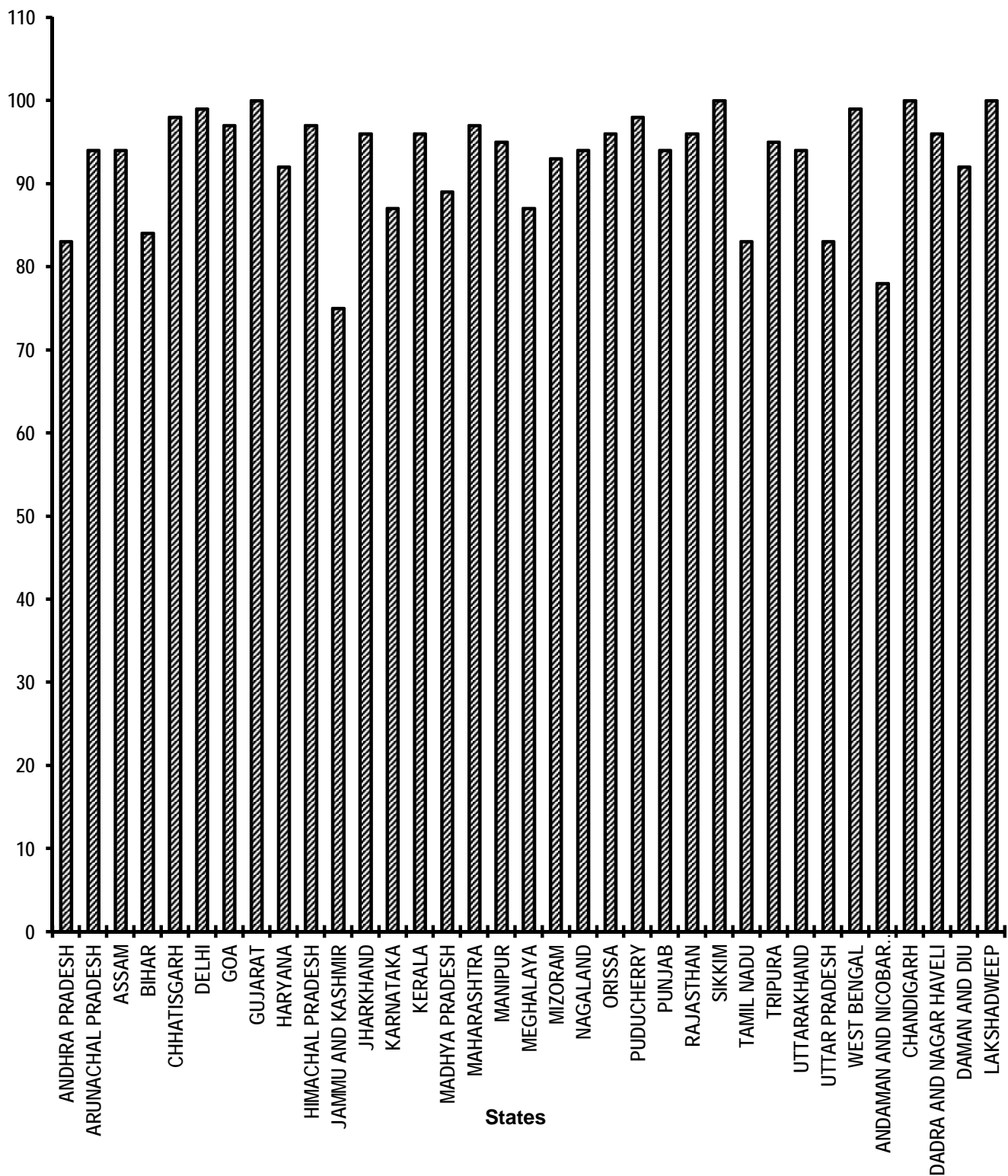
JAMMU AND KASHMIR, ANDAMAN AND NICOBAR ISLANDS

Supply of Electricity

Electricity supplied

% Achievement of Target

During April 2012 - January 2013



Annexure -I**LIST OF ITEMS COVERED UNDER (TPP) - 2006**

Point No.	Item No.	Name of the Points/Items
I.		Garibi Hatao [Poverty Eradication]
		Rural Areas
	1.	Employment generation under the <i>Mahatma Gandhi National Rural Employment Guarantee Act (MGNREGA)</i>
	2.	Swaranjayanti Gram Swarajgar Yojana (SGSY)
	3.	Rural Business Hubs in Partnership with Panchayats
	4.	Self help Groups
		Urban Areas
	5.	Swaranjayanti Shehari Rojgar Yojana
II.		Jan Shakti (Power to People)
	6.	Local Self Government (Panchayati Raj and Urban Local Bodies) <ul style="list-style-type: none"> - Activity Mapping for devolution of functions - Budget Flow of Funds - Assignment of Functionaries
	7.	Quick and Inexpensive Justice – Gram Nyayalayas and Nyaya Panchayats.
	8.	District Planning Committees.
III.		Kisan Mitra [Support to Farmers]
	9.	Water shed development
	10.	Marketing and infrastructural support to farmers
	11.	Irrigation facilities (including minor and micro irrigation) for agriculture
	12.	Credit to farmers
	13.	Distribution of waste land to the landless
IV.		Shramik Kalyan [Labour Welfare]
	14.	Social Security for Agricultural and Unorganised Labour
	15.	Minimum Wages Enforcement (including Farm Labour)
	16.	Prevention of Child Labour
	17.	Welfare of Women Labour
V.		Khadya Suraksha [Food Security]
	18.	Food Security: <ul style="list-style-type: none"> (i) Targeted Public Distribution system, (ii) Antyodaya Anna Yojana, (iii) Establishing Grain banks in chronically food scarcity areas
VI.		Subke Liye Aawas [Housing for All]
	19	Rural Housing - Indira Awaas Yojana
	20.	EWS/LIG Houses in Urban Areas

Contd.....

Point No.	Item No.	Name of the Points/Items
VII.		Shudh Peya Jal [Clean Drinking Water]
	21.	Rural Areas. - National Rural Drinking Water Programme-(<i>NRDWP</i>)
	22.	Urban Areas: - Accelerated Urban Water Supply Programme
VIII.		Jan Jan Ka Swasthya [Health for All]
	23.	Control and prevention of major diseases: (a) HIV/AIDS (b) TB (c) Malaria (d) Leprosy (e) Blindness
	24.	National Rural Health Mission
	25.	Immunisation of Children
	26.	Sanitation Programme in - Rural Areas - Urban areas
	27.	Institutional Delivery
	28.	Prevention of Female Foeticide
	29.	Supplementary nutrition for Mothers and Children
	30.	Two Child norms
IX.		Sabke Liye Shiksha [Education for All]
	31.	Sarv Shiksha Abhiyan - Compulsory Elementary Education
	32.	Mid Day Meal Scheme
X.		Anusuchit Jaati, Jan Jaati, Alp-sankhyak evam Anya Pichhra Varg Kalyan [Welfare of Scheduled Castes, Scheduled Tribes, Minorities and OBCs]
	33.	SC Families Assisted
	34.	Rehabilitation of Scavengers
	35.	ST Families Assisted
	36.	Rights of Forest dwellers – Owners of minor forest produce
	37.	Particularly Vulnerable Tribal Groups (PTGs)
	38.	No alienation of Tribal lands
	39.	Implementation of Panchayats (Extension to Scheduled Areas) Act [PESA]
	40.	Welfare of Minorities
	41.	Professional education among all minority communities
	42.	Reservation of OBCs in - Education - Employment
XI.		Mahila Kalyan [Women Welfare]
	43.	Financial Assistance for Women Welfare
	44.	Improved participation of women in (a) Panchayats (b) Municipalities (c) State Legislatures (d) Parliament

Contd.....

Point No.	Item No.	Name of the Points/Items
XII.		Bal Kalyan (Child Welfare)
	45.	Universalisation of ICDS Scheme
	46.	Functional Anganwadis
XIII.		Yuva Vikas [Youth Development]
	47.	Sports for all in Rural and Urban areas
	48.	Rashtriya Sadbhavana Yojana
	49.	National Service Scheme (NSS)
XIV.		Basti Sudhar [Improvement of Slums]
	50.	Number of Urban poor families assisted under seven point charter viz. land tenure, housing at affordable cost, water, sanitation, health, education, and social security.
XV.		Paryavaran Sanrakshan evam Van Vridhi [Environment Protection and Afforestation]
	51.	Afforestation (a) Area Covered under Plantation on - Public and Forest Lands (b) Number of Seedlings planted on -Public and Forest Lands
	52.	Prevention of pollution of Rivers and water bodies
	53.	Solid and liquid waste management in - Rural Areas - Urban Areas
XVI.		Samajik Suraksha [Social Security]
	54.	Rehabilitation of handicapped and orphans.
	55.	Welfare of the aged
XVII.		Grameen Sadak [Rural Roads]
	56.	Rural Roads - PMGSY
XVIII.		Grameen Oorja [Energization of Rural Area]
	57.	Bio-diesel Production
	58.	Rajiv Gandhi Grameen Vidyutikaran Yojana
	59.	Renewable Energy
	60.	Energising Pump sets
	61.	Supply of Electricity
	62.	Supply of Kerosene and LPG
XIX.		Pichhara Kshetra Vikas [Development of Backward Areas]
	63.	Backward Regions Grants Fund (BRGF)
XX.		e- Shasan [IT enabled e-Governance]
	64.	Central and State Governments
	65.	Panchayats and Municipalities

ABBREVIATIONS USED

AAY	Antyodaya Anna Yojana
ARWSP	Accelerated Rural Water Supply Programme
DDRS	Deen Dayal Rehabilitation Scheme
EWS	Economically Weaker Section
IAY	Indira Awaas Yojana
ICDS	Integrated Child Development Scheme
LIG	Low Income Group
MWE	Minimum Wages Enforcement
NC	Not Covered
NREGS	National Rural Employment Guarantee Scheme
PC	Partially Covered
PMGSY	Prime Minister Grameen Sadak Yojana
SC	Scheduled Caste
RGGVY	Rajiv Gandhi Grameen Vidyutikaran Yojana
SGRY	Sampoorna Grameen Rojgar yojana
SGSY	Swaranjanayati Gram Swarojgar Yojana
SHG	Self Help Groups
ST	Scheduled Tribe
TPDS	Targeted Public Distribution system