

TWENTY POINT PROGRAMME-2006
PROGRESS REPORT
FOR
APRIL - JULY 2013



GOVERNMENT OF INDIA
MINISTRY OF STATISTICS AND PROGRAMME IMPLEMENTATION
SARDAR PATEL BHAWAN, SANSAD MARG,
NEW DELHI-110 001

Website: www.mospi.gov.in

CONTENTS

		Page No.
I.	Introduction	i
II.	List of Twenty Points	ii
III.	List of Monthly Monitored Items	iii
IV.	Status of receipt of targets for Monthly Monitored items	iv
V.	List of items /parameters identified for appraisal	vii
VI.	List of items under TPP-2006 yet to be operationalised	viii

PART-I Overall Performance Analysis

VII.	Progress Report	1
VIII.	Highlights of Performance	2
	Table - A: All India Performance	6
	Table - B : State-wise Performance	7
	Table - C : State -wise and Item-wise Performance	12

PART- II Performance Tables

Table No.	Description of Item	
1	Employment Generation - <i>MGNREG</i> Scheme	22
2(A)	Swaranjayanti Gram Swarojgar Yojana (SGSY)	23
2(B)	SC, ST, Women and Disabled Swarozgaries assisted under SGSY	25
3(A)	SHG formed under SGSY	26
3(B)	SHG to whom income generating activities provided	27
4(A)	Distribution of Waste Land to the Landless	29
4(B)	Waste Land distributed to SC, ST and others	30
5(A)	Minimum Wages Enforcement (including Farm Labour)	31
	(i) Inspections made (ii) Irregularities detected	
	(iii) Irregularities rectified	
5(B)	Minimum Wages Enforcement (including Farm Labour)	32
	(i) Claims Filed (ii) Claims Settled	
5(C)	Minimum Wages Enforcement (including Farm Labour)	33
	(i) Prosecution cases pending (ii) Prosecution cases filed	
	(iii) Prosecution cases decided	
6(A)	<i>Food Security</i> : Targeted Public Distribution System (TPDS) for AAY, APL & BPL,	34
6(B)	<i>Food Security</i> : TPDS for Antyodaya Anna Yojana (AAY) only	36
6(C)	<i>Food Security</i> : TPDS for Below Poverty Line (BPL) only	38
7	Rural Housing : Indira Awaas Yojana (IAY)	40

Contd...

Table No.	Description of Item	Page No.
8	EWS/LIG Houses in Urban Areas	42
9	<i>National Rural Drinking Water Programme (NRDWP)</i>	
9(A)	Coverage of Habitations (Partially Covered & Slipped back)	44
9(B)	Coverage of Water Quality Affected Habitations	46
10	Sanitation Programme in Rural Areas	48
11	Institutional Delivery	49
12 (A)	SC Families assisted under SCA to SCSP & NSFDC	50
12 (B)	SC Students assisted under Post-Matric Scholarship	52
13	Universalization of ICDS Scheme	53
14	Functional Anganwadis	55
15	Number of Urban Poor Families assisted under Seven Point Charter	57
16(A)	Afforestation- Area Covered under Plantation (Public and Forest Lands)	59
16(B)	<i>Afforestation:</i> Seedlings Planted (Public and Forest Lands)	61
17	Rural Roads Constructed under (PMGSY)	63
18	Village electrified under Rajiv Gandhi Grameen Vidyutikaran Yojana (RGGVY)	65
19	Energising Pump sets	67
20	Supply of Electricity	69
Annexures		
Annexure – I : List of 65 items to be monitored under TPP-2006		71-73
Annexure – II : Abbreviations used		74

Twenty Point Programme – 2006

An Introduction

The Twenty Point Programme (TPP) was launched by the Government of India in the year 1975 and was restructured in 1982, 1986 and again in 2006. The restructured programme, known as Twenty Point Programme (TPP) – 2006, became operational with effect from 1st April 2007. The programme is meant to give a thrust to schemes relating to poverty alleviation, employment generation in rural areas, housing, education, family welfare & health, protection of environment and many other schemes having a bearing on the quality of life, especially in the rural areas.

2. The programmes and schemes under the TPP-2006 are in line with the priorities contained in the Millennium Development Goals (MDGs) of the United Nations and SAARC Social Charter. The original nomenclature, namely the Twenty Point Programme, which has been in existence for more than three decades and carries the stamp of familiarity among the people and administrative agencies, has been retained.

3. Twenty Point Programme (TPP) – 2006 originally consisted of 20 Points (**Appendix-1**) and 66 items being monitored individually by Central Nodal Ministries concerned. Up to 2007-08, out of 66 items, 22 items were monitored on monthly basis. From 1st April 2008 *Sampoorna Grameen Rojgar Yojana* (SGRY) has been merged with another item namely *National Rural Employment Guarantee Act* which has now been renamed as *Mahatma Gandhi National Rural Employment Guarantee Act* from 31st December 2009. Therefore, SGRY has been dropped from the list of 66 items and only 65 items are now monitored under TPP-2006 (since 2008-09). The list of 65 items is enclosed at **Annexure-I**.

4. Out of 65 items, 20 items are being monitored on monthly basis during the period 2013-14 against the targets fixed at the beginning of financial year by the Central Nodal Ministries and State Governments (information in respect of 16 items is being collected from various States/ UTs and for remaining 4 items from the concerned Central Nodal Ministries) (**Appendix-2&3**). The remaining items under TPP-2006 are being monitored on annual basis as the information in respect of these items is made available by the concerned Central Nodal Ministries only on annual basis. These 65 items consist of 162 identified parameters. However, for the purpose of monthly performance, 19 identified parameters have been taken (**Appendix-4**).

5. Some of the schemes/programmes are yet to be operationalised by the Central Nodal Ministries concerned. These items will be monitored only after the schemes come into existence and their frequency of monitoring will also be decided later. The details of such items are available at **Appendix-5**.

6. The monitoring mechanism for TPP-2006 has been widened by including Block level monitoring in addition to District, State and Central level monitoring. Most of the States/Union Territories have constituted Block, District and State level monitoring committees. At the Centre, the progress of individual items is monitored and reviewed by the Departments/Ministries concerned. The Ministry of Statistics & Programme Implementation (MOSPI) monitors the programme/ schemes covered under TPP-2006 on the basis of performance reports received from State Governments and Central Nodal Ministries.

Twenty Point Programme – 2006

List of Twenty Points

1. Garibi Hatao [Poverty Eradication]
2. Jan Shakti [Power to People]
3. Kisan Mitra [Support to Farmers]
4. Shramik Kalyan [Labour Welfare]
5. Khadya Suraksha [Food Security]
6. Subke Liye Aawas [Housing for All]
7. Shudh Peya Jal [Clean Drinking Water]
8. Jan Jan Ka Swasthya [Health for All]
9. Sabke Liye Shiksha [Education for All]
10. Anusuchit Jaati, Jan Jaati, Alp-sankhyak evam Anya Pichhra Varg Kalyan [Welfare of Scheduled Castes, Scheduled Tribes, Minorities and OBCs]
11. Mahila Kalyan [Women Welfare]
12. Bal Kalyan [Child Welfare]
13. Yuva Vikas [Youth Development]
14. Basti Sudhar [Improvement of Slums]
15. Paryavaran Sanrakshan evam Van Vridhi [Environment Protection and Afforestation]
16. Samajik Suraksha [Social Security]
17. Grameen Sadak [Rural Roads]
18. Grameen Oorja [Energization of Rural Area]
19. Pichhara Kshetra Vikas [Development of Backward Areas]
20. e- Shasan [IT enabled e-Governance]

Twenty Point Programme – 2006

Monthly Monitored Items

1. Employment Generation under *Mahatma Gandhi National Rural Employment Guarantee Scheme (MGNREGA)*
2. Swaranjayanti Gram Swarojgar Yojana (SGSY)
3. ***Self help Groups:***
 - (i) Self help Groups formed under SGSY
 - (ii) SHGs to whom income generating activities provided under SGSY
4. Distribution of Waste land to landless
5. Minimum Wages Enforcement (including Farm Labour)
6. ***Food Security:***
 - (i) Targeted Public Distribution System (TPDS) for AAY, APL& BPL,
 - (ii) TPDS for Antyodaya Anna Yojana (AAY) only
 - (iii) TPDS for Below Poverty Line (BPL) only
7. Rural Housing for Indira Awaas Yojana (IAY)
8. EWS/LIG Houses in Urban Areas
9. ***Rural Areas-*** National Rural Drinking Water Programme- (NRDWP)
 - (i) Coverage of Habitations (Partially Covered & Slipped back)- (*NRDWP*)
 - (ii) Coverage of Water Quality Affected Habitations – (*NRDWP*)
10. Sanitation Programme in Rural Areas
11. Institutional Delivery
12. SC Families assisted
13. Universalisation of ICDS Scheme
14. Functional Anganwadis
15. Number of Urban Poor Families assisted under Seven Point Charter viz. land tenure, housing at affordable cost, water, sanitation, health, education, and social security.
16. ***Afforestation:***
 - (a) Area covered under Plantation on - Public and Forest Lands
 - (b) Number of Seedlings planted on -Public and Forest Lands
17. Rural Roads constructed under Prime Minister Grameen Sadak Yojana (PMGSY)
18. Village electrified under Rajiv Gandhi Grameen Vidyutikaran Yojana (RGGVY)
19. Energising Pump sets
20. Supply of Electricity

STATUS OF RECEIPT OF TARGETS FOR MONTHLY MONITORED ITEMS UNDER TPP-2006

Item No.	Name of the item	Parameter	Parameters/ indicators	Whether State-wise targets fixed by the concerned Administrative Ministries	Whether targets have been received	Nodal Ministry
1	Employment Generation under Mahatma Gandhi National Rural Employment Guarantee Scheme	-	(i) No. of job card issued (ii) Employment generated (iii) Wages given	Targets not fixed * by Administrative Ministry	-	Ministry of Rural Development
2	Swaranjayanti Gram Swarojgar Yojana (SGSY)	1	Individual Swarozgaries Assisted (i) Total (ii) SC (iii) ST (iv) Women (v) Disabled person	Targets not received from Administrative Ministry. Previous year targets have been adopted	No	-do-
3	Self Help Groups	2	SHGs under SGSY - SHG formed - SHG to whom income generating activities provided	Targets not fixed * by Administrative Ministry Targets not received from Administrative Ministry. Previous year targets have been adopted	- No	-do- -do-
4	Distribution of Waste land to the landless	-	Waste Land distributed (i) Total (ii) SC (iii) ST (iv) Others	Targets not fixed * by Administrative Ministry	-	-do-
5	Minimum Wages Enforcement (including Farm Labour)	-	(a) Agriculture and Farm workers (i) Inspections made (ii) Irregularities detected (iii) Irregularities rectified (iv) Claims filed (v) claims settled (vi) Prosecution cases pending (vii) Prosecution cases filed (viii) Prosecution cases decided (b) others	Targets not fixed * by Administrative Ministry	-	Ministry of Labour & Employment

Item No.	Name of the item	Parameter	Parameters/ indicators	Whether State-wise targets fixed by the concerned Administrative Ministries	Whether targets have been received	Nodal Ministry
6	Food Security: (i) Targeted Public Distribution System (AAY+APL+BPL) (ii) Antyodaya Anna Yojana (AAY) (iii) Below Poverty Line (BPL)	3 4 5	Allocation of Food Grains to States/UTs Allocation of Food Grains to States/UTs Allocation of Food Grains to States/UTs	Targets fixed & received from Administrative Ministry -do- -do-	Yes Yes Yes	Ministry of Consumer Affairs, Food & Public Distribution -do- -do-
7	Rural Housing - Indira Awaas Yojana (IAY)	6	Houses constructed	Targets fixed & received from Administrative Ministry	Yes	Ministry of Rural Development
8	EWS/LIG Houses in Urban Areas	7	Houses constructed	Targets not received from Administrative Ministry. Previous year targets have been adopted	No	M/o Housing and Urban Poverty Alleviation
9	Rural Areas - National Rural Drinking Water Programme -(NRDWP)	8 9	(i) Coverage of Habitations (Partially Covered & Slipped back)- (NRDWP) (ii) Coverage of water quality affected habitations – (NRDWP)	Targets fixed & received from Administrative Ministry -do-	Yes Yes	Ministry of Drinking Water and Sanitation -do-
10.	Sanitation Programme in Rural Areas	-	Individual Household latrines constructed	Targets not fixed * by Administrative Ministry	-	Ministry of Drinking Water and Sanitation
11.	Institutional Delivery	-	Delivery in Institutions	Targets not fixed * by Administrative Ministry	-	Ministry of Health & Family Welfare
12.	SC Families Assisted	10	(i) SC Families assisted under SCA to SCSP & NSFDC (ii) SC Students assisted under Post Matric Scholarship	Targets fixed & received from Administrative Ministry -do-	Yes	M/o Social Justice and Empowerment
13.	Universalisation of ICDS Scheme	11	ICDS Blocks Operational (Cumulative)	Targets fixed & received from Administrative Ministry	Yes	Ministry of Women and Child Development

Item No.	Name of the item	Parameter	Parameters/ indicators	Whether State-wise targets fixed by the concerned Administrative Ministries	Whether targets have been received	Nodal Ministry
14.	Functional Anganwadis	12	Anganwadis Functional (cumulative)	Targets fixed & received from Administrative Ministry	Yes	Ministry of Women and Child Development
15.	Number of Urban poor families assisted under seven point charter viz. land tenure, housing at affordable cost, water, sanitation, health, education, and social security.	13	Poor Families assisted	Targets not received from Administrative Ministry. Previous year targets have been adopted	No	M/o Housing and Urban Poverty Alleviation
16	Afforestation: (a) Area Covered under Plantation on - Public and Forest Lands (b) Number of Seedlings planted on -Public and Forest Lands	14	(a) Area Covered under Plantation on - Public and Forest Lands	Targets fixed & received from Administrative Ministry	Yes	Ministry of Environment and Forest
		15	(b) Number of Seedlings	Targets fixed & received from Administrative Ministry	Yes	do
17.	Rural Roads – PMGSY	16	Length of Road constructed	Targets fixed & received from Administrative Ministry	Yes	Ministry of Rural Development
18.	Rajiv Gandhi Grameen Vidyutikaran Yojana (RGGVY)	17	Villages electrified	Targets fixed & received from Administrative Ministry	Yes	Ministry of Power
19.	Energising Pump sets	18	Pumpsets Energised	Targets not received from Administrative Ministry. Previous year targets have been adopted	No	-do-
20	Supply of Electricity	19	Electricity demanded	Targets fixed & received from Administrative Ministry	Yes	-do-

** The items where Administrative Ministries have not fixed State-wise targets are not monitored for performance analysis. These items are normally demand driven and are accordingly monitored for actual achievements only.*

Reminders were sent to the Administrative Ministry to provide targets for 2013-14.

Twenty Point Programme – 2006

Items/Parameters identified for appraisal

For the purpose of monthly appraisal, the performance of States under TPP-2006 is evaluated on the following 19 Parameters, contained in 15 Items and as per State/UT wise targets fixed by the Central Administrative Ministries.

Items	Para- meters	Description of Item
1	1	Total no. of Individual Swarozgaries assisted under SGSY
2	2	SHGs to whom income generating activities provided under SGSY
3	-	Food Security:
	3	(i) Targeted Public Distribution System (TPDS) for AAY, APL & BPL,
	4	(ii) TPDS for Antyodaya Anna Yojana (AAY) only
	5	(iii) TPDS for Below Poverty Line (BPL) only
4	6	Rural Housing under Indira Awaas Yojana (IAY)
5	7	EWS/LIG Houses in Urban Areas
6	-	Rural Areas: National Rural Drinking Water Programme -(NRDWP)
	8	(i) Coverage of Habitations (Partially Covered & Slipped back)- (NRDWP)
	9	(ii) Coverage of Water Quality Affected Habitations – (NRDWP)
7	10	SC Families assisted
8	11	Universalisation of ICDS Scheme
9	12	Functional Anganwadis
10.	13	Number of urban poor families assisted under Seven Point Charter viz. land tenure, housing at affordable cost, water, sanitation, health, education, and social security.
11	-	Afforestation:
	14	(i) Area covered under Plantation on- Public and Forest Lands
	15	(ii) Number of Seedlings planted on- Public and Forest Lands
12	16	Rural Roads constructed under Prime Minister Grameen Sadak Yojana (PMGSY)
13	17	Village electrified under Rajiv Gandhi Grameen Vidyutikaran Yojana (RGGVY)
14	18	Energising Pump sets and
15	19	Supply of Electricity

List of items where the concerned schemes are yet to be operationalised

(i) ***Quick and inexpensive justice–Gram Nyayalayas and Nyaya Panchayats¹***: Ministry of Panchayati Raj is consulting Central Ministries and States/UT Governments regarding draft bill on Nyaya Panchayats.

(ii) ***Sports for all in Rural and Urban Areas²***: The scheme titled “Nagar Palika Yuva Krida Aur Khel Abhiyan” for the development of sports infrastructure in urban areas is yet to be approved.

1. when operationalise it will be monitored under Point No. 2 *Jan Shakti (Power to People)* (Item 6)
2. when operationalise it will be monitored under Point No 13 *Yuva Vikas (Youth Development)* (Item 47)

PART - I

TWENTY POINT PROGRAMME - 2006

OVERALL PERFORMANCE ANALYSIS

Twenty Point Programme-2006

Progress Report* – (April - July 2013)

This monthly progress report of Twenty Point Programme-2006 consists of two parts: **Part-I** contains an analysis of the overall performance, whereas **Part-II** deals with item-wise performance.

2. The report is compiled on the basis of data received from the Central Nodal Ministries and State Governments/UT Administrations. The data is received either through web enabled software developed by National Informatics Centre (NIC) Cell in this Ministry or through fax/e-mail/post. The processing of data has been done in association with NIC Cell.
3. The analysis for the period **April-July 2013** shows that the performance under **sixteen items** has been **‘Very Good’** (90% or above the targets). These items are:
 - (i) Individual Swarozgaries assisted under SGSY
 - (ii) SC Families assisted under SCA to SCSP & NSFDC
 - (iii) Seedlings planted (Public and Forest Lands)
 - (iv) Pumpsets energised
 - (v) Area covered under Plantation (Public & Forest Lands)
 - (vi) Road constructed under Prime minister Grameen Sadak Yojana (PMGSY)
 - (vii) Villages electrified under Rajiv Gandhi Grameen Vidyutikaran Yojana
 - (viii) Houses constructed under Indira Aawas Yojana (IAY)
 - (ix) Food Security: Targeted Public Distribution System only for BPL
 - (x) SHGs provided Income Generating Activities under SGSY
 - (xi) Food Security: Targeted Public Distribution System only for AAY
 - (xii) Urban Poor Families assisted under Seven Point Charter
 - (xiii) ICDS Blocks operational (Cum.)
 - (xiv) Supply of Electricity
 - (xv) Food Security: Targeted Public Distribution System for (APL+ BPL+AAY) and
 - (xvi) Anganwadis Functional (Cum.)
4. There is no item in the category of **‘Good’** (80% to 90% of target).
5. The performance of **three items** has been **‘Poor’** (below 80% of target). These items are:
 - (i) Habitations Covered (partially & Slipped Back) – NRDWP
 - (ii) Houses constructed under EWS/LIG and
 - (iii) Coverage of water quality affected habitations – NRDWP
6. Some of items under TPP-2006 namely *Mahatma Gandhi National Rural Employment Guarantee Scheme (MGNREGS)*, *Self help Groups formed under SGSY*, *Sanitation Programme in Rural Area* and *Institutional Delivery* are demand driven and no targets are assigned by concerned nodal Ministries whereas for items like *Distribution of Wasteland to the landless* and *Minimum Wages Enforcement (including Farm Labour)*, concerned administrative Ministries are not in position to provide State/UT-wise targets; as such all these items are being monitored on monthly basis without any targets and are accordingly not considered for the purpose of appraisal. In items where quarterly/ annual targets have been provided by the Ministries concerned, monthly targets have been worked out on prorata basis.

* Based on monthly monitored *19 Parameters*.

HIGHLIGHTS OF PERFORMANCE

Sl. No.	Item	Achievement for April-July 2013
1- Employment Generated under MGNREGS.		
	(i) No. of Job cards issued	8.81 lakh *
	(ii) Employment generated	71.23 crore mandays
	(iii) Wages given	Rs.9227.89 crore
2- Swaranjayanti Gram Swarozgar Yojana (SGSY)		
	No. of Individual Swarozgaries assisted	1,70,199
3- Self help Groups		
	(i) No. of SHG formed	56,814
	(ii) No. of SHG to whom income generating activities provided under SGSY	61,178
4- Distribution of waste land to the landless		
	Land distributed	32,104 hectare
5- Minimum Wages Enforcement (Including Farm Labour)		
	(i) No. of Inspections made	0
	(ii) No. of Irregularities detected	0
	(iii) No. of Irregularities rectified	0
	(iv) No. of Claims filed	0
	(v) No. of Claims settled	0
	(vi) No. of Prosecution cases pending	0
	(vii) No. of Prosecution cases filed	0
	(viii) No. of Prosecution cases decided	0
6- Food Security: (i) TPDS (ii) AAY (iii) BPL		
	(i) Food Security: Targeted Public Distribution System (TPDS)	152.79 lakh tonnes
	(ii) Food Security: Antyodaya Anna Yojana (AAY)	34.76 lakh tonnes
	(iii) Food Security: Below Poverty Line (BPL)	59.82 lakh tonnes
7- Rural Housing-Indira Awaas Yojana		
	No. of Houses constructed	4.35 lakh
8- EWS/LIG Houses in Urban Areas		
	No. of Houses constructed	28,785

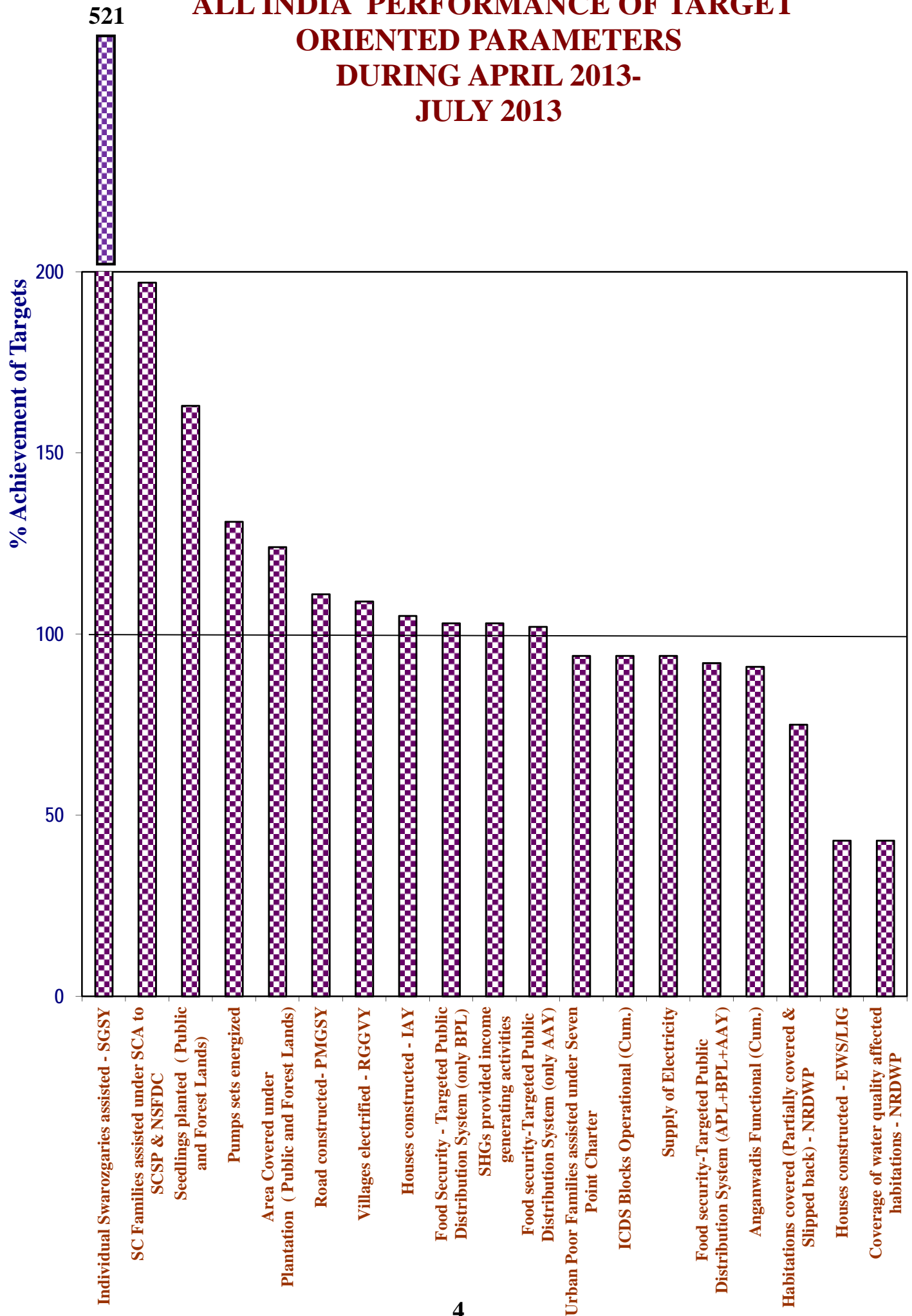
Contd.....

Sl. No.	Item	Achievement for April-July 2013
9- Rural Areas. - National Rural Drinking Water Programme-(NRDWP)		
	(i) Coverage of Habitations (Partially covered & Slipped back)- (NRDWP)	13,954
	(ii) Coverage of Water Quality Affected Habitations – (NRDWP)	1,757
10- Sanitation Programme in Rural Areas		
	No. of Individual household latrines constructed	9.60 lakh
11- Institutional Delivery		
	No. of Deliveries in Institutions	41.87 lakh
12- SC Families Assisted		
	No. of SC Families assisted under SCA to SCSP & NSFDC	5.37 lakh
13- Universalisation of ICDS Schemes		
	No. of ICDS Blocks Operational (Cum.)	6,616
14- Functional Anganwadis		
	No. of Anganwadis Functional (Cum.)	12.28 lakh
15- Number of Urban poor families assisted under Seven Point Charter viz. land tenure, housing at affordable cost, water, sanitation, health, education, and social security.		
	No. of Poor Families assisted	93,594
16- Afforestation:		
	(i) Area covered under Plantation (Public and Forest Lands)	6,11,056 hectares
	(ii) No. of Seedlings planted (Public and Forest Lands)	52.29 crore
17- Rural Road- Prime Minister Grameen Sadak Yojana (PMGSY)		
	Length of Road constructed	7,383 Kms
18- Rajiv Gandhi Grameen Vidyutikaran Yojana (RGGVY)		
	No. of Villages electrified	816
19- Energized Pumps sets		
	No. of Pumps sets energized	1,55,028
20- Supply of Electricity		
	Electricity supplied	3.21 lakh Million Units(MU)

Note:- * Some of States are reporting cumulative performance since inception. These are now reconciled with the performance figures supplied by M/o Rural Development to set performance targets during April 2013- July 2013.

Progress report of five States and one Ministry i.e. Chhatisgarh, Jharkhand, Madhya Pradesh & West Bengal and M/o Labour & Empowerment respectively, was not received till due date for the period being reported.

ALL INDIA PERFORMANCE OF TARGET ORIENTED PARAMETERS DURING APRIL 2013- JULY 2013



ACHIEVEMENT HIGHLIGHTS

PERFORMANCE DURING April to July 2013

The cumulative performance during April to July 2013 has been "Very Good" for 16 item(s), "Good" for 0 item(s) and "Poor" for 3 item(s).

A. "Very Good" Performance (90% or above of targets)

<u>No.</u>	<u>Items</u>	<u>% Achievement</u>
1	Individual Swarozgaries assisted - SGSY	521
2	SC Families assisted under SCA to SCSP & NSFDC	197
3	Seedlings planted (Public and Forest Lands)	163
4	Pumps sets energized	131
5	Area Covered under Plantation (Public and Forest Lands)	124
6	Road constructed- PMGSY	111
7	Villages electrified - RGGVY	109
8	Houses constructed - IAY	105
9	Food Security - Targeted Public Distribution System (only BPL)	103
10	SHGs provided income generating activities	103
11	Food security-Targeted Public Distribution System (only AAY)	102
12	Urban Poor Families assisted under Seven Point Charter	94
13	ICDS Blocks Operational (Cum.)	94
14	Supply of Electricity	94
15	Food security-Targeted Public Distribution System (APL+BPL+AAY)	92
16	Anganwadis Functional (Cum.)	91

B. "Good" Performance (80% to 90%)

C. Areas of concern-where the performance is below 80%

17	Habitations covered (Partially covered & Slipped back) - NRDWP	75
18	Houses constructed - EWS/LIG	43
19	Coverage of water quality affected habitations - NRDWP	43

Table - A**Targets for 2013-2014 & April to July, 2013 and achievements during the period April to July, 2013****ALL INDIA PERFORMANCE**

Sl. No.	Item Description	Units	Targets		Achievements	% Achievements of Targets during April -July,2013
			2013-2014	April - July,2013	April - July,2013	
1	Individual Swarozgaries Assisted - SGSY	Number	98,101	32,651	1,70,199	521
2	SHGs provided income generating activities	Number	1,78,937	59,606	61,178	103
3	Food Security:Targeted Public Distribution System(TPDS)	Tonnes	-	1,66,46,506	1,52,78,807	92
4	Food Security:Antodaya Anna Yojana(AAY)	Tonnes	-	34,05,616	34,76,078	102
5	Food Security:Targeted Public Distribution System (Only BPL)	Tonnes	-	58,20,424	59,81,940	103
6	Houses constructed - IAY	Number	24,80,715	4,16,104	4,35,439	105
7	Houses constructed - EWS/LIG	Number	2,00,000	66,647	28,785	43
8	Habitations covered (Partially covered & Slipped back) - NRDWP	Number	1,16,493	18,636	13,954	75
9	Coverage of water quality affected habitations - NRDWP	Number	25,316	4,053	1,757	43
10	SC Families Assisted under SCA to SCSP & NSFDC	Number	9,63,006	2,72,856	5,36,685	197
11	ICDS Blocks Operational (Cum.)	Number	7,045	7,045	6,616	94
12	Anganwadis Functional (Cum.)	Number	13,52,078	13,52,078	12,27,635	91
13	Urban Poor Families Assisted under Seven Point Charter	Number	3,00,000	99,982	93,594	94
14	Area Covered under Plantation (Public and Forest Lands)	Hectares	14,82,375	4,94,080	6,11,056	124
15	Seedlings Planted (Public and Forest Lands)	Number	96,34,98,000	32,11,65,945	52,28,71,601	163
16	Road Constructed- PMGSY	Kilometer	26,950	6,675	7,383	111
17	Villages Electrified - RGGVY	Number	3,300	746	816	109
18	Pumps sets energized	Number	3,56,238	1,18,735	1,55,028	131
19	Electricity supplied	Million Units	-	3,40,192	3,21,119	94

Table - B

STATE-WISE PERFORMANCE DURING April to July, 2013 (PERCENT ACHIEVEMENT)

S.No.	Description	ALL							
		INDIA	AP	ARP	AS	BI	CHHA.	DELHI	GOA
1	Individual Swarozgaries Assisted - SGSY	521	501	0	0	3,535	0	NA	65
2	SHGs provided income generating activities	103	1,755	0	0	0	2	NA	93
3	Food security-Targeted Public Distribution system (APL+BPL+AAY)	92	73	100	100	108	96	107	101
4	Food security-Targeted Public Distribution system (only AAY)	102	86	104	100	116	100	72	109
5	Food Security - Targeted Public Distribution System (Only BPL)	103	82	102	99	114	100	104	104
6	Houses constructed - IAY	105	44	0	51	193	42	NA	284
7	Houses constructed - EWS/LIG	43	128	135	0	10	189	93	55
8	Habitations covered (Partially covered & Slipped back) - NRDWP	75	47	23	32	30	72	NA	NA
9	Coverage of water quality affected habitations - NRDWP	43	22	NA	38	20	16	NA	NA
10	SC Families Assisted under SCA to SCSP & NSFDC	197	0	NA	54	5,686	0	736	0
11	ICDS Blocks Operational (Cum.)	94	103	98	100	100	100	100	100
12	Anganwadis Functional (Cum.)	91	100	99	100	100	90	99	100
13	Urban Poor Families Assisted under Seven Point Charter	94	354	0	15	0	0	0	0
14	Area Covered under Plantation (Public and Forest Lands)	124	68	0	0	303	0	40	149
15	Seedlings Planted (Public and Forest Lands)	163	123	1	0	3	0	40	282
16	Road Constructed- PMGSY	111	38	39	84	141	84	NA	NA
17	Villages Electrified - RGGVY	109	NA	122	79	60	32	NA	NA
18	Pumps sets energized	131	248	NA	NA	123	32	NA	227
19	Supply of Electricity	94	86	98	92	94	99	100	99

NA - Not Applicable

Table - B(Contd.)

STATE-WISE PERFORMANCE DURING April to July, 2013 (PERCENT ACHIEVEMENT)

S.No.	Description	ALL INDIA	GUJ	HRY	HP	J&K	JHAR.	KAR	KER
1	Individual Swarozgaries Assisted - SGSY	521	0	0	0	183	0	0	0
2	SHGs provided income generating activities	103	0	0	0	5	46	0	0
3	Food security-Targeted Public Distribution system (APL+BPL+AAY)	92	68	73	96	106	87	102	104
4	Food security-Targeted Public Distribution system (only AAY)	102	117	92	99	100	116	106	106
5	Food Security - Targeted Public Distribution System (Only BPL)	103	109	96	83	98	115	104	107
6	Houses constructed - IAY	105	73	71	0	87	80	198	234
7	Houses constructed - EWS/LIG	43	7	0	0	0	36	318	10
8	Habitations covered (Partially covered & Slipped back) - NRDWP	75	281	53	155	0	23	25	57
9	Coverage of water quality affected habitations - NRDWP	43	111	200	NA	NA	19	10	31
10	SC Families Assisted under SCA to SCSP & NSFDC	197	649	173	295	1,019	478	124	193
11	ICDS Blocks Operational (Cum.)	94	100	100	100	100	96	100	100
12	Anganwadis Functional (Cum.)	91	101	100	100	100	100	100	100
13	Urban Poor Families Assisted under Seven Point Charter	94	73	89	0	0	54	42	88
14	Area Covered under Plantation (Public and Forest Lands)	124	136	102	81	0	2	257	146
15	Seedlings Planted (Public and Forest Lands)	163	132	130	81	0	5	372	137
16	Road Constructed- PMGSY	111	576	57	138	67	84	557	104
17	Villages Electrified - RGGVY	109	NA	NA	0	32	93	NA	NA
18	Pumps sets energized	131	153	115	164	NA	7	93	87
19	Supply of Electricity	94	100	99	99	75	97	86	95

NA - Not Applicable

Table - B(Contd.)

STATE-WISE PERFORMANCE DURING April to July, 2013 (PERCENT ACHIEVEMENT)

S.No.	Description	ALL INDIA	MP	MAH	MANI	MEGH	MIZ	NAGA	ORI
1	Individual Swarozgaries Assisted - SGSY	521	75	1	0	0	0	0	0
2	SHGs provided income generating activities	103	26	9	0	0	0	0	0
3	Food security-Targeted Public Distribution system (APL+BPL+AAY)	92	96	90	105	100	96	119	93
4	Food security-Targeted Public Distribution system (only AAY)	102	96	94	106	100	94	107	102
5	Food Security - Targeted Public Distribution System (Only BPL)	103	123	100	105	100	94	110	100
6	Houses constructed - IAY	105	19	61	0	130	152	0	100
7	Houses constructed - EWS/LIG	43	15	39	0	0	0	0	0
8	Habitations covered (Partially covered & Slipped back) - NRDWP	75	239	46	0	7	0	0	249
9	Coverage of water quality affected habitations - NRDWP	43	51	33	NA	0	NA	0	85
10	SC Families Assisted under SCA to SCSP & NSFDC	197	180	227	0	NA	NA	NA	50
11	ICDS Blocks Operational (Cum.)	94	100	100	100	100	100	100	100
12	Anganwadis Functional (Cum.)	91	100	90	93	100	100	100	99
13	Urban Poor Families Assisted under Seven Point Charter	94	42	32	0	0	0	0	71
14	Area Covered under Plantation (Public and Forest Lands)	124	100	252	55	423	291	0	98
15	Seedlings Planted (Public and Forest Lands)	163	100	344	63	4	280	0	234
16	Road Constructed- PMGSY	111	69	208	73	100	475	239	83
17	Villages Electrified - RGGVY	109	3,091	NA	0	52	0	14	107
18	Pumps sets energized	131	152	NA	NA	NA	NA	NA	292
19	Supply of Electricity	94	100	98	96	89	98	98	98

NA - Not Applicable

Table - B(Contd.)

STATE-WISE PERFORMANCE DURING April to July, 2013 (PERCENT ACHIEVEMENT)

S.No.	Description	ALL							
		INDIA	PUDU	PUN	RAJ	SIK	TN	TRI	UTTA.
1	Individual Swarozgaries Assisted - SGSY	521	0	0	0	0	0	0	13
2	SHGs provided income generating activities	103	0	19	0	0	0	0	21
3	Food security-Targeted Public Distribution system (APL+BPL+AAY)	92	93	70	98	104	91	118	106
4	Food security-Targeted Public Distribution system (only AAY)	102	118	73	99	120	112	112	104
5	Food Security - Targeted Public Distribution System (Only BPL)	103	102	96	99	102	108	124	113
6	Houses constructed - IAY	105	2	61	92	0	1	0	40
7	Houses constructed - EWS/LIG	43	0	0	43	50	15	50	0
8	Habitations covered (Partially covered & Slipped back) - NRDWP	75	0	50	41	16	3	2,520	129
9	Coverage of water quality affected habitations - NRDWP	43	NA	0	49	NA	6	124	NA
10	SC Families Assisted under SCA to SCSP & NSFDC	197	208	0	677	867	21	2,097	67
11	ICDS Blocks Operational (Cum.)	94	100	100	100	100	100	100	100
12	Anganwadis Functional (Cum.)	91	100	100	97	100	99	100	92
13	Urban Poor Families Assisted under Seven Point Charter	94	0	8	124	2,503	58	1,248	0
14	Area Covered under Plantation (Public and Forest Lands)	124	100	213	223	27	13	175	233
15	Seedlings Planted (Public and Forest Lands)	163	147	262	216	26	13	175	396
16	Road Constructed- PMGSY	111	NA	619	173	71	0	202	67
17	Villages Electrified - RGGVY	109	NA	NA	118	NA	NA	0	NA
18	Pumps sets energized	131	162	54	361	NA	56	NA	416
19	Supply of Electricity	94	99	97	100	100	91	96	96

NA - Not Applicable

Table - B(Contd.)

STATE-WISE PERFORMANCE DURING April to July, 2013 (PERCENT ACHIEVEMENT)

S.No.	Description	ALL INDIA	UP	WB	A&N	CHND.	D&N	D&D	LAKSH
1	Individual Swarozgaries Assisted - SGSY	521	0	510	1,000	NA	300	0	0
2	SHGs provided income generating activities	103	0	45	200	NA	0	0	0
3	Food security-Targeted Public Distribution system (APL+BPL+AAY)	92	88	93	0	69	124	9	1
4	Food security-Targeted Public Distribution system (only AAY)	102	101	99	0	19	125	9	0
5	Food Security - Targeted Public Distribution System (Only BPL)	103	100	93	0	96	115	16	6
6	Houses constructed - IAY	105	116	55	25	NA	0	0	0
7	Houses constructed - EWS/LIG	43	1	12	0	0	0	NA	NA
8	Habitations covered (Partially covered & Slipped back) - NRDWP	75	0	110	NA	NA	NA	NA	NA
9	Coverage of water quality affected habitations - NRDWP	43	0	127	NA	NA	NA	NA	NA
10	SC Families Assisted under SCA to SCSP & NSFDC	197	42	17	NA	176	NA	NA	NA
11	ICDS Blocks Operational (Cum.)	94	96	31	100	100	100	100	100
12	Anganwadis Functional (Cum.)	91	96	18	100	100	100	98	100
13	Urban Poor Families Assisted under Seven Point Charter	94	11	451	0	17	0	NA	NA
14	Area Covered under Plantation (Public and Forest Lands)	124	166	24	68	394	0	233	183
15	Seedlings Planted (Public and Forest Lands)	163	200	63	70	251	0	408	151
16	Road Constructed- PMGSY	111	105	64	NA	NA	NA	NA	NA
17	Villages Electrified - RGGVY	109	NA	NA	NA	NA	NA	NA	NA
18	Pumps sets energized	131	48	201	NA	NA	NA	0	NA
19	Supply of Electricity	94	86	100	75	100	100	100	100

NA - Not Applicable

Table - C

Items in which the States/UTs performance is Very Good (90% and above),
Good (80% to 90%) and Poor (below 80%) during the period
April to July, 2013

1. ANDHRA PRADESH

Very Good

Individual Swarozgaries Assisted - SGSY, SHGs provided income generating activities, Houses constructed - EWS/LIG, ICDS Blocks Operational (Cum.), Anganwadis Functional (Cum.), Urban Poor Families Assisted under Seven Point Charter, Seedlings Planted (Public and Forest Lands), Pumps sets energized

Good

Food Security:Antodaya Anna Yojana(AAY), Food Security:Targeted Public Distribution System (Only BPL), Electricity supplied

Poor

Food Security:Targeted Public Distribution System(TPDS), Houses constructed - IAY, Habitations covered (Partially covered & Slipped back) - NRDWP, Coverage of water quality affected habitations - NRDWP, SC Families Assisted under SCA to SCSP & NSFDC, Area Covered under Plantation (Public and Forest Lands), Road Constructed- PMGSY

2. ARUNACHAL PRADESH

Very Good

Food Security:Targeted Public Distribution System(TPDS), Food Security:Antodaya Anna Yojana(AAY), Food Security:Targeted Public Distribution System (Only BPL), Houses constructed - EWS/LIG, ICDS Blocks Operational (Cum.), Anganwadis Functional (Cum.), Villages Electrified - RGGVY, Electricity supplied

Poor

Individual Swarozgaries Assisted - SGSY, SHGs provided income generating activities, Houses constructed - IAY, Habitations covered (Partially covered & Slipped back) - NRDWP, Urban Poor Families Assisted under Seven Point Charter, Area Covered under Plantation (Public and Forest Lands), Seedlings Planted (Public and Forest Lands), Road Constructed- PMGSY

3. ASSAM

Very Good

Food Security:Targeted Public Distribution System(TPDS), Food Security:Antodaya Anna Yojana(AAY), Food Security:Targeted Public Distribution System (Only BPL), ICDS Blocks Operational (Cum.), Anganwadis Functional (Cum.), Electricity supplied

Good

Road Constructed- PMGSY

Poor

Individual Swarozgaries Assisted - SGSY, SHGs provided income generating activities, Houses constructed - IAY, Houses constructed - EWS/LIG, Habitations covered (Partially covered & Slipped back) - NRDWP, Coverage of water quality affected habitations - NRDWP, SC Families Assisted under SCA to SCSP & NSFDC, Urban Poor Families Assisted under Seven Point Charter, Area Covered under Plantation (Public and Forest Lands), Seedlings Planted (Public and Forest Lands), Villages Electrified - RGGVY

4. BIHAR

Very Good

Individual Swarozgaries Assisted - SGSY, Food Security:Targeted Public Distribution System(TPDS), Food Security:Antodaya Anna Yojana(AAY), Food Security:Targeted Public Distribution System (Only BPL), Houses constructed - IAY, SC Families Assisted under SCA to SCSP & NSFDC, ICDS Blocks Operational (Cum.), Anganwadis Functional (Cum.), Area Covered under Plantation (Public and Forest Lands), Road Constructed- PMGSY, Pumps sets energized, Electricity supplied

Poor

SHGs provided income generating activities, Houses constructed - EWS/LIG, Habitations covered (Partially covered & Slipped back) - NRDWP, Coverage of water quality affected habitations - NRDWP, Urban Poor Families Assisted under Seven Point Charter, Seedlings Planted (Public and Forest Lands), Villages Electrified - RGGVY

5. CHHATISGARH

Very Good

Food Security:Targeted Public Distribution System(TPDS), Food Security:Antodaya Anna Yojana(AAY), Food Security:Targeted Public Distribution System (Only BPL), Houses constructed - EWS/LIG, ICDS Blocks Operational (Cum.), Anganwadis Functional (Cum.), Electricity supplied

Good

Road Constructed- PMGSY

Poor

Individual Swarozgaries Assisted - SGSY, SHGs provided income generating activities, Houses constructed - IAY, Habitations covered (Partially covered & Slipped back) - NRDWP, Coverage of water quality affected habitations - NRDWP, SC Families Assisted under SCA to SCSP & NSFDC, Urban Poor Families Assisted under Seven Point Charter, Area Covered under Plantation (Public and Forest Lands), Seedlings Planted (Public and Forest Lands), Villages Electrified - RGGVY, Pumps sets energized

6. DELHI

Very Good

Food Security:Targeted Public Distribution System(TPDS), Food Security:Targeted Public Distribution System (Only BPL), Houses constructed - EWS/LIG, SC Families Assisted under SCA to SCSP & NSFDC, ICDS Blocks Operational (Cum.), Anganwadis Functional (Cum.), Electricity supplied

Poor

Food Security:Antodaya Anna Yojana(AAY), Urban Poor Families Assisted under Seven Point Charter, Area Covered under Plantation (Public and Forest Lands), Seedlings Planted (Public and Forest Lands)

7. GOA

Very Good

SHGs provided income generating activities, Food Security:Targeted Public Distribution System(TPDS), Food Security:Antodaya Anna Yojana(AAY), Food Security:Targeted Public Distribution System (Only BPL), Houses constructed - IAY, ICDS Blocks Operational (Cum.), Anganwadis Functional (Cum.), Area Covered under Plantation (Public and Forest Lands), Seedlings Planted (Public and Forest Lands), Pumps sets energized, Electricity supplied

Poor

Individual Swarozgaries Assisted - SGSY, Houses constructed - EWS/LIG, SC Families Assisted under SCA to SCSP & NSFDC, Urban Poor Families Assisted under Seven Point Charter

8. GUJARAT

Very Good

Food Security:Antodaya Anna Yojana(AAY), Food Security:Targeted Public Distribution System (Only BPL), Habitations covered (Partially covered & Slipped back) - NRDWP, Coverage of water quality affected habitations - NRDWP, SC Families Assisted under SCA to SCSP & NSFDC, ICDS Blocks Operational (Cum.), Anganwadis Functional (Cum.), Area Covered under Plantation (Public and Forest Lands), Seedlings Planted (Public and Forest Lands), Road Constructed- PMGSY, Pumps sets energized, Electricity supplied

Poor

Individual Swarozgaries Assisted - SGSY, SHGs provided income generating activities, Food Security:Targeted Public Distribution System(TPDS), Houses constructed - IAY, Houses constructed - EWS/LIG, Urban Poor Families Assisted under Seven Point Charter

9. HARYANA

Very Good

Food Security:Antodaya Anna Yojana(AAY), Food Security:Targeted Public Distribution System (Only BPL), Coverage of water quality affected habitations - NRDWP, SC Families Assisted under SCA to SCSP & NSFDC, ICDS Blocks Operational (Cum.), Anganwadis Functional (Cum.), Area Covered under Plantation (Public and Forest Lands), Seedlings Planted (Public and Forest Lands), Pumps sets energized, Electricity supplied

Good

Urban Poor Families Assisted under Seven Point Charter

Poor

Individual Swarozgaries Assisted - SGSY, SHGs provided income generating activities, Food Security:Targeted Public Distribution System(TPDS), Houses constructed - IAY, Houses constructed - EWS/LIG, Habitations covered (Partially covered & Slipped back) - NRDWP, Road Constructed- PMGSY

10. HIMACHAL PRADESH

Very Good

Food Security:Targeted Public Distribution System(TPDS), Food Security:Antodaya Anna Yojana(AAY), Habitations covered (Partially covered & Slipped back) - NRDWP, SC Families Assisted under SCA to SCSP & NSFDC, ICDS Blocks Operational (Cum.), Anganwadis Functional (Cum.), Road Constructed- PMGSY, Pumps sets energized, Electricity supplied

Good

Food Security:Targeted Public Distribution System (Only BPL), Area Covered under Plantation (Public and Forest Lands), Seedlings Planted (Public and Forest Lands)

Poor

Individual Swarozgaries Assisted - SGSY, SHGs provided income generating activities, Houses constructed - IAY, Houses constructed - EWS/LIG, Urban Poor Families Assisted under Seven Point Charter, Villages Electrified - RGGVY

11. JAMMU AND KASHMIR

Very Good

Individual Swarozgaries Assisted - SGSY, Food Security:Targeted Public Distribution System(TPDS), Food Security:Antodaya Anna Yojana(AAY), Food Security:Targeted Public Distribution System (Only BPL), SC Families Assisted under SCA to SCSP & NSFDC, ICDS Blocks Operational (Cum.), Anganwadis Functional (Cum.)

Good

Houses constructed - IAY

Poor

SHGs provided income generating activities, Houses constructed - EWS/LIG, Habitations covered (Partially covered & Slipped back) - NRDWP, Urban Poor Families Assisted under Seven Point Charter, Area Covered under Plantation (Public and Forest Lands), Seedlings Planted (Public and Forest Lands), Road Constructed- PMGSY, Villages Electrified - RGGVY, Electricity supplied

12. JHARKHAND

Very Good

Food Security:Antodaya Anna Yojana(AAY), Food Security:Targeted Public Distribution System (Only BPL), SC Families Assisted under SCA to SCSP & NSFDC, ICDS Blocks Operational (Cum.), Anganwadis Functional (Cum.), Villages Electrified - RGGVY, Electricity supplied

Good

Food Security:Targeted Public Distribution System(TPDS), Houses constructed - IAY, Road Constructed- PMGSY

Poor

Individual Swarozgaries Assisted - SGSY, SHGs provided income generating activities, Houses constructed - EWS/LIG, Habitations covered (Partially covered & Slipped back) - NRDWP, Coverage of water quality affected habitations - NRDWP, Urban Poor Families Assisted under Seven Point Charter, Area Covered under Plantation (Public and Forest Lands), Seedlings Planted (Public and Forest Lands), Pumps sets energized

13. KARNATAKA

Very Good

Food Security:Targeted Public Distribution System(TPDS), Food Security:Antodaya Anna Yojana(AAY), Food Security:Targeted Public Distribution System (Only BPL), Houses constructed - IAY, Houses constructed - EWS/LIG, SC Families Assisted under SCA to SCSP & NSFDC, ICDS Blocks Operational (Cum.), Anganwadis Functional (Cum.), Area Covered under Plantation (Public and Forest Lands), Seedlings Planted (Public and Forest Lands), Road Constructed- PMGSY, Pumps sets energized

Good

Electricity supplied

Poor

Individual Swarozgaries Assisted - SGSY, SHGs provided income generating activities, Habitations covered (Partially covered & Slipped back) - NRDWP, Coverage of water quality affected habitations - NRDWP, Urban Poor Families Assisted under Seven Point Charter

14. KERALA

Very Good

Food Security:Targeted Public Distribution System(TPDS), Food Security:Antodaya Anna Yojana(AAY), Food Security:Targeted Public Distribution System (Only BPL), Houses constructed - IAY, SC Families Assisted under SCA to SCSP & NSFDC, ICDS Blocks Operational (Cum.), Anganwadis Functional (Cum.), Area Covered under Plantation (Public and Forest Lands), Seedlings Planted (Public and Forest Lands), Road Constructed- PMGSY, Electricity supplied

Good

Urban Poor Families Assisted under Seven Point Charter, Pumps sets energized

Poor

Individual Swarozgaries Assisted - SGSY, SHGs provided income generating activities, Houses constructed - EWS/LIG, Habitations covered (Partially covered & Slipped back) - NRDWP, Coverage of water quality affected habitations - NRDWP

15. MADHYA PRADESH

Very Good

Food Security:Targeted Public Distribution System(TPDS), Food Security:Antodaya Anna Yojana(AAY), Food Security:Targeted Public Distribution System (Only BPL), Habitations covered (Partially covered & Slipped back) - NRDWP, SC Families Assisted under SCA to SCSP & NSFDC, ICDS Blocks Operational (Cum.), Anganwadis Functional (Cum.), Area Covered under Plantation (Public and Forest Lands), Seedlings Planted (Public and Forest Lands), Villages Electrified - RGGVY, Pumps sets energized, Electricity supplied

Poor

Individual Swarozgaries Assisted - SGSY, SHGs provided income generating activities, Houses constructed - IAY, Houses constructed - EWS/LIG, Coverage of water quality affected habitations - NRDWP, Urban Poor Families Assisted under Seven Point Charter, Road Constructed- PMGSY

16. MAHARASHTRA

Very Good

Food Security:Targeted Public Distribution System(TPDS), Food Security:Antodaya Anna Yojana(AAY), Food Security:Targeted Public Distribution System (Only BPL), SC Families Assisted under SCA to SCSP & NSFDC, ICDS Blocks Operational (Cum.), Anganwadis Functional (Cum.), Area Covered under Plantation (Public and Forest Lands), Seedlings Planted (Public and Forest Lands), Road Constructed- PMGSY, Electricity supplied

Poor

Individual Swarozgaries Assisted - SGSY, SHGs provided income generating activities, Houses constructed - IAY, Houses constructed - EWS/LIG, Habitations covered (Partially covered & Slipped back) - NRDWP, Coverage of water quality affected habitations - NRDWP, Urban Poor Families Assisted under Seven Point Charter

17. MANIPUR

Very Good

Food Security:Targeted Public Distribution System(TPDS), Food Security:Antodaya Anna Yojana(AAY), Food Security:Targeted Public Distribution System (Only BPL), ICDS Blocks Operational (Cum.), Anganwadis Functional (Cum.), Electricity supplied

Poor

Individual Swarozgaries Assisted - SGSY, SHGs provided income generating activities, Houses constructed - IAY, Houses constructed - EWS/LIG, Habitations covered (Partially covered & Slipped back) - NRDWP, SC Families Assisted under SCA to SCSP & NSFDC, Urban Poor Families Assisted under Seven Point Charter, Area Covered under Plantation (Public and Forest Lands), Seedlings Planted (Public and Forest Lands), Road Constructed- PMGSY, Villages Electrified - RGGVY

18. MEGHALAYA

Very Good

Food Security:Targeted Public Distribution System(TPDS), Food Security:Antodaya Anna Yojana(AAY), Food Security:Targeted Public Distribution System (Only BPL), Houses constructed - IAY, ICDS Blocks Operational (Cum.), Anganwadis Functional (Cum.), Area Covered under Plantation (Public and Forest Lands), Road Constructed- PMGSY

Good

Electricity supplied

Poor

Individual Swarozgaries Assisted - SGSY, SHGs provided income generating activities, Houses constructed - EWS/LIG, Habitations covered (Partially covered & Slipped back) - NRDWP, Coverage of water quality affected habitations - NRDWP, Urban Poor Families Assisted under Seven Point Charter, Seedlings Planted (Public and Forest Lands), Villages Electrified - RGGVY

19. MIZORAM

Very Good

Food Security:Targeted Public Distribution System(TPDS), Food Security:Antodaya Anna Yojana(AAY), Food Security:Targeted Public Distribution System (Only BPL), Houses constructed - IAY, ICDS Blocks Operational (Cum.), Anganwadis Functional (Cum.), Area Covered under Plantation (Public and Forest Lands), Seedlings Planted (Public and Forest Lands), Road Constructed- PMGSY, Electricity supplied

Poor

Individual Swarozgaries Assisted - SGSY, SHGs provided income generating activities, Houses constructed - EWS/LIG, Habitations covered (Partially covered & Slipped back) - NRDWP, Urban Poor Families Assisted under Seven Point Charter, Villages Electrified - RGGVY

20. NAGALAND

Very Good

Food Security:Targeted Public Distribution System(TPDS), Food Security:Antodaya Anna Yojana(AAY), Food Security:Targeted Public Distribution System (Only BPL), ICDS Blocks Operational (Cum.), Anganwadis Functional (Cum.), Road Constructed- PMGSY, Electricity supplied

Poor

Individual Swarozgaries Assisted - SGSY, SHGs provided income generating activities, Houses constructed - IAY, Houses constructed - EWS/LIG, Habitations covered (Partially covered & Slipped back) - NRDWP, Coverage of water quality affected habitations - NRDWP, Urban Poor Families Assisted under Seven Point Charter, Area Covered under Plantation (Public and Forest Lands), Seedlings Planted (Public and Forest Lands), Villages Electrified - RGGVY

21. ORISSA

Very Good

Food Security:Targeted Public Distribution System(TPDS), Food Security:Antodaya Anna Yojana(AAY), Food Security:Targeted Public Distribution System (Only BPL), Houses constructed - IAY, Habitations covered (Partially covered & Slipped back) - NRDWP, ICDS Blocks Operational (Cum.), Anganwadis Functional (Cum.), Area Covered under Plantation (Public and Forest Lands), Seedlings Planted (Public and Forest Lands), Villages Electrified - RGGVY, Pumps sets energized, Electricity supplied

Good

Coverage of water quality affected habitations - NRDWP, Road Constructed- PMGSY

Poor

Individual Swarozgaries Assisted - SGSY, SHGs provided income generating activities, Houses constructed - EWS/LIG, SC Families Assisted under SCA to SCSP & NSFDC, Urban Poor Families Assisted under Seven Point Charter

22. PUDUCHERRY

Very Good

Food Security:Targeted Public Distribution System(TPDS), Food Security:Antodaya Anna Yojana(AAY), Food Security:Targeted Public Distribution System (Only BPL), SC Families Assisted under SCA to SCSP & NSFDC, ICDS Blocks Operational (Cum.), Anganwadis Functional (Cum.), Area Covered under Plantation (Public and Forest Lands), Seedlings Planted (Public and Forest Lands), Pumps sets energized, Electricity supplied

Poor

Individual Swarozgaries Assisted - SGSY, SHGs provided income generating activities, Houses constructed - IAY, Houses constructed - EWS/LIG, Habitations covered (Partially covered & Slipped back) - NRDWP, Urban Poor Families Assisted under Seven Point Charter

23. PUNJAB

Very Good

Food Security:Targeted Public Distribution System (Only BPL), ICDS Blocks Operational (Cum.), Anganwadis Functional (Cum.), Area Covered under Plantation (Public and Forest Lands), Seedlings Planted (Public and Forest Lands), Road Constructed- PMGSY, Electricity supplied

Poor

Individual Swarozgaries Assisted - SGSY, SHGs provided income generating activities, Food Security:Targeted Public Distribution System(TPDS), Food Security:Antodaya Anna Yojana(AAY), Houses constructed - IAY, Houses constructed - EWS/LIG, Habitations covered (Partially covered & Slipped back) - NRDWP, Coverage of water quality affected habitations - NRDWP, SC Families Assisted under SCA to SCSP & NSFDC, Urban Poor Families Assisted under Seven Point Charter, Pumps sets energized

24. RAJASTHAN

Very Good

Food Security:Targeted Public Distribution System(TPDS), Food Security:Antodaya Anna Yojana(AAY), Food Security:Targeted Public Distribution System (Only BPL), Houses constructed - IAY, SC Families Assisted under SCA to SCSP & NSFDC, ICDS Blocks Operational (Cum.), Anganwadis Functional (Cum.), Urban Poor Families Assisted under Seven Point Charter, Area Covered under Plantation (Public and Forest Lands), Seedlings Planted (Public and Forest Lands), Road Constructed- PMGSY, Villages Electrified - RGGVY, Pumps sets energized, Electricity supplied

Poor

Individual Swarozgaries Assisted - SGSY, SHGs provided income generating activities, Houses constructed - EWS/LIG, Habitations covered (Partially covered & Slipped back) - NRDWP, Coverage of water quality affected habitations - NRDWP

25. SIKKIM

Very Good

Food Security:Targeted Public Distribution System(TPDS), Food Security:Antodaya Anna Yojana(AAY), Food Security:Targeted Public Distribution System (Only BPL), SC Families Assisted under SCA to SCSP & NSFDC, ICDS Blocks Operational (Cum.), Anganwadis Functional (Cum.), Urban Poor Families Assisted under Seven Point Charter, Electricity supplied

Poor

Individual Swarozgaries Assisted - SGSY, SHGs provided income generating activities, Houses constructed - IAY, Houses constructed - EWS/LIG, Habitations covered (Partially covered & Slipped back) - NRDWP, Area Covered under Plantation (Public and Forest Lands), Seedlings Planted (Public and Forest Lands), Road Constructed- PMGSY

26. TAMIL NADU

Very Good

Food Security:Targeted Public Distribution System(TPDS), Food Security:Antodaya Anna Yojana(AAY), Food Security:Targeted Public Distribution System (Only BPL), ICDS Blocks Operational (Cum.), Anganwadis Functional (Cum.), Electricity supplied

Poor

Individual Swarozgaries Assisted - SGSY, SHGs provided income generating activities, Houses constructed - IAY, Houses constructed - EWS/LIG, Habitations covered (Partially covered & Slipped back) - NRDWP, Coverage of water quality affected habitations - NRDWP, SC Families Assisted under SCA to SCSP & NSFDC, Urban Poor Families Assisted under Seven Point Charter, Area Covered under Plantation (Public and Forest Lands), Seedlings Planted (Public and Forest Lands), Road Constructed- PMGSY, Pumps sets energized

27. TRIPURA

Very Good

Food Security:Targeted Public Distribution System(TPDS), Food Security:Antodaya Anna Yojana(AAY), Food Security:Targeted Public Distribution System (Only BPL), Habitations covered (Partially covered & Slipped back) - NRDWP, Coverage of water quality affected habitations - NRDWP, SC Families Assisted under SCA to SCSP & NSFDC, ICDS Blocks Operational (Cum.), Anganwadis Functional (Cum.), Urban Poor Families Assisted under Seven Point Charter, Area Covered under Plantation (Public and Forest Lands), Seedlings Planted (Public and Forest Lands), Road Constructed- PMGSY, Electricity supplied

Poor

Individual Swarozgaries Assisted - SGSY, SHGs provided income generating activities, Houses constructed - IAY, Houses constructed - EWS/LIG, Villages Electrified - RGGVY

28. UTTARAKHAND

Very Good

Food Security:Targeted Public Distribution System(TPDS), Food Security:Antodaya Anna Yojana(AAY), Food Security:Targeted Public Distribution System (Only BPL), Habitations covered (Partially covered & Slipped back) - NRDWP, ICDS Blocks Operational (Cum.), Anganwadis Functional (Cum.), Area Covered under Plantation (Public and Forest Lands), Seedlings Planted (Public and Forest Lands), Pumps sets energized, Electricity supplied

Poor

Individual Swarozgaries Assisted - SGSY, SHGs provided income generating activities, Houses constructed - IAY, Houses constructed - EWS/LIG, SC Families Assisted under SCA to SCSP & NSFDC, Urban Poor Families Assisted under Seven Point Charter, Road Constructed- PMGSY

29. UTTAR PRADESH

Very Good

Food Security:Antodaya Anna Yojana(AAY), Food Security:Targeted Public Distribution System (Only BPL), Houses constructed - IAY, ICDS Blocks Operational (Cum.), Anganwadis Functional (Cum.), Area Covered under Plantation (Public and Forest Lands), Seedlings Planted (Public and Forest Lands), Road Constructed- PMGSY

Good

Food Security:Targeted Public Distribution System(TPDS), Electricity supplied

Poor

Individual Swarozgaries Assisted - SGSY, SHGs provided income generating activities, Houses constructed - EWS/LIG, Habitations covered (Partially covered & Slipped back) - NRDWP, Coverage of water quality affected habitations - NRDWP, SC Families Assisted under SCA to SCSP & NSFDC, Urban Poor Families Assisted under Seven Point Charter, Pumps sets energized

30. WEST BENGAL

Very Good

Individual Swarozgaries Assisted - SGSY, Food Security:Targeted Public Distribution System(TPDS), Food Security:Antodaya Anna Yojana(AAY), Food Security:Targeted Public Distribution System (Only BPL), Habitations covered (Partially covered & Slipped back) - NRDWP, Coverage of water quality affected habitations - NRDWP, Urban Poor Families Assisted under Seven Point Charter, Pumps sets energized, Electricity supplied

Poor

SHGs provided income generating activities, Houses constructed - IAY, Houses constructed - EWS/LIG, SC Families Assisted under SCA to SCSP & NSFDC, ICDS Blocks Operational (Cum.), Anganwadis Functional (Cum.), Area Covered under Plantation (Public and Forest Lands), Seedlings Planted (Public and Forest Lands), Road Constructed- PMGSY

31. ANDAMAN AND NICOBAR ISLANDS

Very Good

Individual Swarozgaries Assisted - SGSY, SHGs provided income generating activities, ICDS Blocks Operational (Cum.), Anganwadis Functional (Cum.)

Poor

Food Security:Targeted Public Distribution System(TPDS), Food Security:Antodaya Anna Yojana(AAY), Food Security:Targeted Public Distribution System (Only BPL), Houses constructed - IAY, Houses constructed - EWS/LIG, Urban Poor Families Assisted under Seven Point Charter, Area Covered under Plantation (Public and Forest Lands), Seedlings Planted (Public and Forest Lands), Electricity supplied

32. CHANDIGARH

Very Good

Food Security:Targeted Public Distribution System (Only BPL), SC Families Assisted under SCA to SCSP & NSFDC, ICDS Blocks Operational (Cum.), Anganwadis Functional (Cum.), Area Covered under Plantation (Public and Forest Lands), Seedlings Planted (Public and Forest Lands), Electricity supplied

Poor

Food Security:Targeted Public Distribution System(TPDS), Food Security:Antodaya Anna Yojana(AAY), Houses constructed - EWS/LIG, Urban Poor Families Assisted under Seven Point Charter

33. DADRA AND NAGAR HAVELI

Very Good

Individual Swarozgaries Assisted - SGSY, Food Security:Targeted Public Distribution System(TPDS), Food Security:Antodaya Anna Yojana(AAY), Food Security:Targeted Public Distribution System (Only BPL), ICDS Blocks Operational (Cum.), Anganwadis Functional (Cum.), Electricity supplied

Poor

SHGs provided income generating activities, Houses constructed - IAY, Houses constructed - EWS/LIG, Urban Poor Families Assisted under Seven Point Charter, Area Covered under Plantation (Public and Forest Lands), Seedlings Planted (Public and Forest Lands)

34. DAMAN AND DIU

Very Good

ICDS Blocks Operational (Cum.), Anganwadis Functional (Cum.), Area Covered under Plantation (Public and Forest Lands), Seedlings Planted (Public and Forest Lands), Electricity supplied

Poor

Individual Swarozgaries Assisted - SGSY, SHGs provided income generating activities, Food Security:Targeted Public Distribution System(TPDS), Food Security:Antodaya Anna Yojana(AAY), Food Security:Targeted Public Distribution System (Only BPL), Houses constructed - IAY, Pumps sets energized

35. LAKSHADWEEP

Very Good

ICDS Blocks Operational (Cum.), Anganwadis Functional (Cum.), Area Covered under Plantation (Public and Forest Lands), Seedlings Planted (Public and Forest Lands), Electricity supplied

Poor

Individual Swarozgaries Assisted - SGSY, SHGs provided income generating activities, Food Security:Targeted Public Distribution System(TPDS), Food Security:Antodaya Anna Yojana(AAY), Food Security:Targeted Public Distribution System (Only BPL), Houses constructed - IAY

PART - II

TWENTY POINT PROGRAMME - 2006

ITEM-WISE PERFORMANCE TABLES

Table - 1

Employment generation under the NREG Scheme

Sl. No.	State/UT Name	No. of job cards issued (Number) April,2013-July,2013	Employment generated (Number) April,2013-July,2013	Wages given (Rupees) April,2013-July,2013
(1)	(2)	(3)	(4)	(5)
1	ANDHRA PRADESH	2,10,578	21,15,21,000	23,81,73,36,000
2	ARUNACHAL PRADESH	389 *	0	0
3	ASSAM	33,714	67,10,000	1,10,15,33,000
4	BIHAR	0 @	2,38,44,200	3,15,95,68,500
5	CHHATISGARH	0 #	4,36,99,000	6,37,12,79,000
6	DELHI	0	0	0
7	GOA	165	14,476	21,61,000
8	GUJARAT	29001 #	56,46,000 Δ	81,59,84,000
9	HARYANA	23,084	22,88,000	56,96,17,000
10	HIMACHAL PRADESH	9,707	51,05,000	82,63,79,000
11	JAMMU AND KASHMIR	67770 *	49,67,613	1,39,57,65,000
12	JHARKHAND	9842 #	1,02,17,099	1,38,17,00,630
13	KARNATAKA	17,512	20,25,000	4,12,28,69,000
14	KERALA	77,278	68,40,896	1,64,51,34,000
15	MADHYA PRADESH	0 #	33,12,000	47,40,000
16	MAHARASHTRA	46,333	2,08,11,496	3,02,24,20,000
17	MANIPUR	6169 *	0	0
18	MEGHALAYA	20,438	10,50,000	22,24,28,000
19	MIZORAM	8949 *	17,82,881	26,38,66,700
20	NAGALAND	4783 *	0	0
21	ORISSA	37,957	2,35,99,000	3,27,32,59,000
22	PUDUCHERRY	402 *	3,22,400	2,58,62,000
23	PUNJAB	12,328	14,22,000	25,93,74,000
24	RAJASTHAN	0 @	8,30,00,000	8,24,89,00,000
25	SIKKIM	610 *	2,48,790	5,94,32,000
26	TAMIL NADU	1,96,924	16,64,31,000	16,16,00,78,000
27	TRIPURA	9,628	48,83,352	63,97,76,000
28	UTTARAKHAND	4,384	70,12,600	95,59,67,000
29	UTTAR PRADESH	0	6,24,60,000	9,60,48,00,000
30	WEST BENGAL	52347 *	1,28,75,000	4,27,61,38,000
31	ANDAMAN AND NICOBAR ISLANDS	476	2,06,156	4,72,68,000
32	CHANDIGARH	0	0	0
33	DADRA AND NAGAR HAVELI	33	7,577	30,71,000
34	DAMAN AND DIU	0	0	0
35	LAKSHADWEEP	111	14,697	21,49,000
Grand Total		8,80,912	71,23,17,233	92,27,88,54,830

Note: * The figures have been reconciled with that of Ministry of Rural Development

Previous month figures have been repeated due to wide variation.

@ Both State and M/o Rural Development have provided negative figure therefore zero figure has been considered

Δ State has downward revised the figure from previous month i.e.65,57,000 to 56,46,000.

Table - 2 (A)

Swaranjayanti Gram Swarojgar Yojana
Individual Swarojgaries Assisted
(Unit: Number)

Sl. No.	State/UT Name	Target Δ		Achievement	Percent Achievement
		2013-2014	April,2013-July,2013	April,2013-July,2013	April,2013-July,2013
(1)	(2)	(3)	(4)	(5)	(5)/(4)
1	ANDHRA PRADESH	5,283	1,760	8,811	501
2	ARUNACHAL PRADESH	236	77	0	0
3	ASSAM	6,134	2,044	0	0
4	BIHAR	12,568	4,188	1,48,052 #	3,535
5	CHHATISGARH	2,791	929	0	0
6	GOA	72	17	11	65
7	GUJARAT	1,989	661	0	0
8	HARYANA	1,170	388	0	0
9	HIMACHAL PRADESH	493	164	0	0
10	JAMMU AND KASHMIR	610	203	372	183
11	JHARKHAND	4,739	1,580	0 #	0
12	KARNATAKA	3,990	1,329	0	0
13	KERALA	1,790	596	0	0
14	MADHYA PRADESH	5,980	1,992	1488 #	75
15	MAHARASHTRA	7,886	2,628	14	1
16	MANIPUR	411	136	0	0
17	MEGHALAYA	461	152	0	0
18	MIZORAM	106	34	0	0
19	NAGALAND	316	104	0 #	0
20	ORISSA	6,043	2,012	0	0
21	PUDUCHERRY	94	30	0	0
22	PUNJAB	569	188	0	0
23	RAJASTHAN	3,029	1,008	0	0
24	SIKKIM	119	39	0	0
25	TAMIL NADU	4,672	1,556	0	0
26	TRIPURA	742	247	0	0
27	UTTARAKHAND	953	316	40	13
28	UTTAR PRADESH	18,104	6,032	0	0
29	WEST BENGAL	6,715	2,236	11398 #	510
30	ANDAMAN AND NICOBAR ISLANDS	9	1	10	1,000
31	DADRA AND NAGAR HAVELI	9	1	3	300
32	DAMAN AND DIU	9	2	0	0
33	LAKSHADWEEP	9	1	0	0
Grand Total		98,101	32,651	1,70,199	521

Very Good:(90% or above of targets)

ANDHRA PRADESH, BIHAR, JAMMU AND KASHMIR, WEST BENGAL, ANDAMAN AND NICOBAR ISLANDS, DADRA AND NAGAR HAVELI

Poor:(Below 80% of targets)

ARUNACHAL PRADESH, ASSAM, CHHATISGARH, GOA, GUJARAT, HARYANA, HIMACHAL PRADESH, JHARKHAND, KARNATAKA, KERALA, MADHYA PRADESH, MAHARASHTRA, MANIPUR, MEGHALAYA, MIZORAM, NAGALAND, ORISSA, PUDUCHERRY, PUNJAB, RAJASTHAN, SIKKIM, TAMIL NADU, TRIPURA, UTTARAKHAND, UTTAR PRADESH, DAMAN AND DIU, LAKSHADWEEP

Note: Δ Previous year targets have been repeated provisionally

Previous month figures have been repeated

Swaranjayanti Gram Swarojgar Yojana (SGSY)

Individual Swarozgaries Assisted

% Achievement of Target

During April 2013 - July 2013

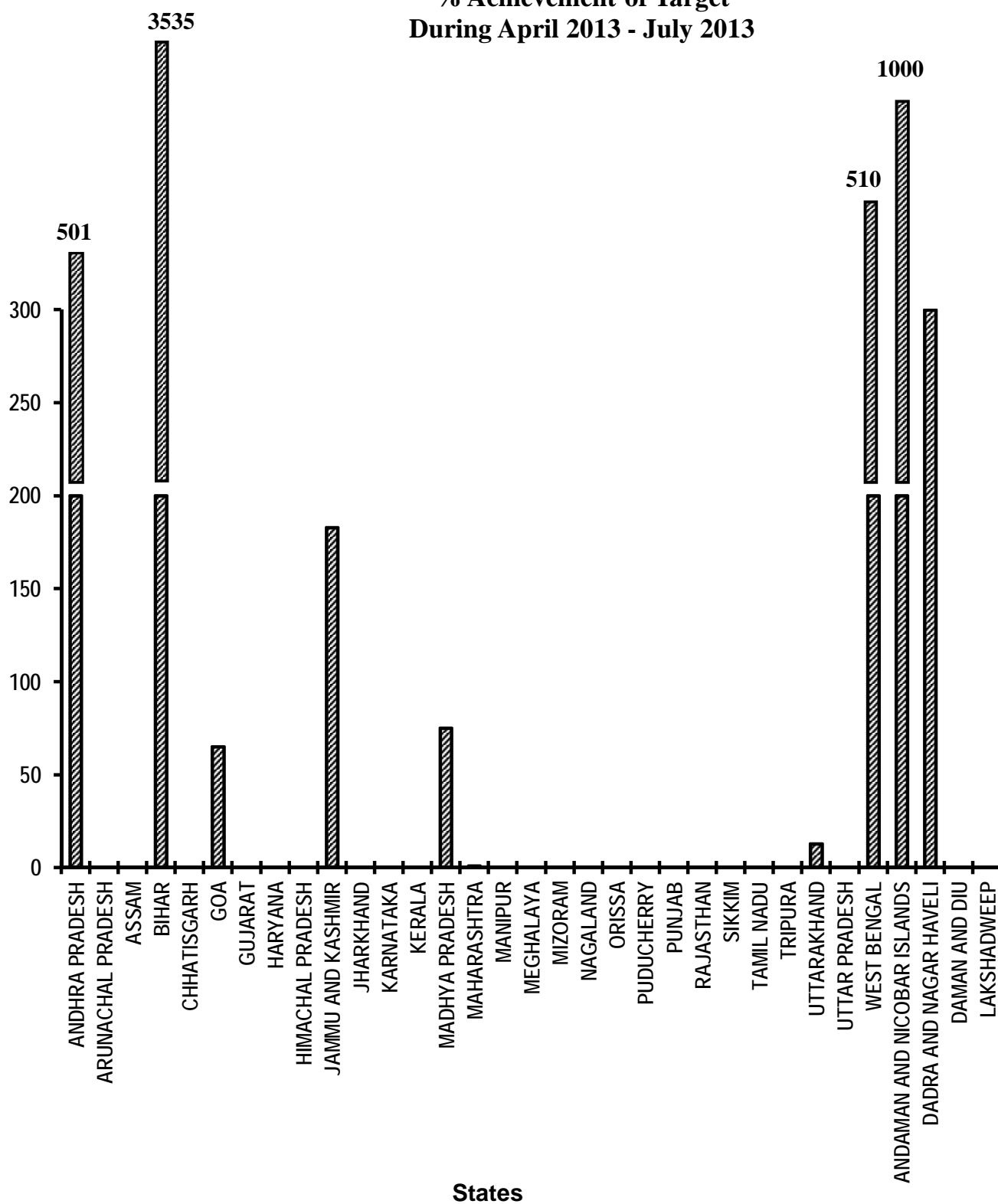


Table 2 (B)

Swaranjayanti Gram Swarozgar Yojana

Sl. No.	State/UT Name	Individual SC Swarozgaries Assisted (Number) April,2013-July,2013	Individual ST Swarozgaries Assisted (Number) April,2013-July,2013	Individual Women Swarozgaries Assisted (Number) April,2013-July,2013	Individual Disabled Swarozgaries Assisted (Number) April,2013-July,2013
(1)	(2)	(3)	(4)	(5)	(6)
1	ANDHRA PRADESH	6,446	1,502	793	70
2	ARUNACHAL PRADESH	0	0	0	0
3	ASSAM	0	0	0	0
4	BIHAR	1,13,809	8,597	3,72,895	0
5	CHHATISGARH	0 #	0 #	0 #	0 #
6	GOA	0	2	0	0
7	GUJARAT	0	0	0	0
8	HARYANA	0	0	0	0
9	HIMACHAL PRADESH	0	0	0	0
10	JAMMU AND KASHMIR	1	88	56	6
11	JHARKHAND	45 #	614 #	49 #	0 #
12	KARNATAKA	0	0	0	0
13	KERALA	0	0	0	0
14	MADHYA PRADESH	169 #	358 #	1108 #	11 #
15	MAHARASHTRA	4	0	5	0
16	MANIPUR	0	0	0	0
17	MEGHALAYA	0	0	0	0
18	MIZORAM	0	0	0	0
19	NAGALAND	0	0	0	0
20	ORISSA	0	0	0	0
21	PUDUCHERRY	0	0	0	0
22	PUNJAB	0	0	0	0
23	RAJASTHAN	0	0	0	0
24	SIKKIM	0	0	0	0
25	TAMIL NADU	0	0	0	0
26	TRIPURA	0	0	0	0
27	UTTARAKHAND	38	2	16	0
28	UTTAR PRADESH	0	0	0	0
29	WEST BENGAL	3403 #	677 #	11019 #	0 #
30	ANDAMAN AND NICOBAR ISLANDS	0	7	3	0
31	DADRA AND NAGAR HAVELI	0	3	0	0
32	DAMAN AND DIU	0	5	2	0
33	LAKSHADWEEP	0	0	0	0
Grand Total		1,23,915	11,855	3,85,946	87

Note: # Previous month figures have been repeated

Table - 3(A)

Self Help Groups (SHG)
(Unit: Number)

		Formed under SGSY (Number) April,2013- July,2013
Sl. No.	State/UT Name	
(1)	(2)	(3)
1	ANDHRA PRADESH	5,326
2	ARUNACHAL PRADESH	0
3	ASSAM	0
4	BIHAR	26,083
5	CHHATISGARH	1465 #
6	DELHI	0
7	GOA	19
8	GUJARAT	0
9	HARYANA	184
10	HIMACHAL PRADESH	0
11	JAMMU AND KASHMIR	205
12	JHARKHAND	398 #
13	KARNATAKA	0
14	KERALA	0
15	MADHYA PRADESH	2231 #
16	MAHARASHTRA	294
17	MANIPUR	0
18	MEGHALAYA	0
19	MIZORAM	0
20	NAGALAND	0
21	ORISSA	17,005
22	PUDUCHERRY	0
23	PUNJAB	58
24	RAJASTHAN	0
25	SIKKIM	0
26	TAMIL NADU	0
27	TRIPURA	0
28	UTTARAKHAND	247
29	UTTAR PRADESH	0
30	WEST BENGAL	3295 #
31	ANDAMAN AND NICOBAR ISLANDS	3
32	CHANDIGARH	0
33	DADRA AND NAGAR HAVELI	1
34	DAMAN AND DIU	0
35	LAKSHADWEEP	0
Grand Total		56,814

Previous month figures have been repeated

Table - 3(B)

Self Help Groups (SHG)
To whom income generating activities provided
(Unit: Number)

Sl. No.	State/UT Name	Target Δ		Achievement	Percent Achievement
		2013-2014	April,2013-July,2013	April,2013-July,2013	April,2013-July,2013
(1)	(2)	(3)	(4)	(5)	(5)/(4)
1	ANDHRA PRADESH	9,637	3,212	56,369	1,755
2	ARUNACHAL PRADESH	430	142	0	0
3	ASSAM	11,189	3,728	0	0
4	BIHAR	22,924	7,640	0	0
5	CHHATISGARH	5,092	1,694	36 #	2
6	GOA	136	44	41	93
7	GUJARAT	3,627	1,208	0	0
8	HARYANA	2,134	710	0	0
9	HIMACHAL PRADESH	899	300	0	0
10	JAMMU AND KASHMIR	1,113	369	17	5
11	JHARKHAND	8,644	2,880	1314 #	46
12	KARNATAKA	7,277	2,425	0	0
13	KERALA	3,265	1,088	0 #	0
14	MADHYA PRADESH	10,908	3,636	962 #	26
15	MAHARASHTRA	14,384	4,794	411 #	9
16	MANIPUR	750	250	0 #	0
17	MEGHALAYA	840	280	0	0
18	MIZORAM	194	64	0	0
19	NAGALAND	576	192	0 #	0
20	ORISSA	11,022	3,672	0	0
21	PUDUCHERRY	171	56	0	0
22	PUNJAB	1,037	344	66	19
23	RAJASTHAN	5,525	1,840	0	0
24	SIKKIM	216	72	0	0
25	TAMIL NADU	8,521	2,840	0	0
26	TRIPURA	1,354	450	0	0
27	UTTARAKHAND	1,738	578	122	21
28	UTTAR PRADESH	33,021	11,005	0	0
29	WEST BENGAL	12,249	4,081	1834 #	45
30	ANDAMAN AND NICOBAR ISLANDS	16	3	6	200
31	DADRA AND NAGAR HAVELI	16	3	0	0
32	DAMAN AND DIU	16	3	0	0
33	LAKSHADWEEP	16	3	0	0
Grand Total		1,78,937	59,606	61,178	103

Very Good:(90% or above of targets)

ANDHRA PRADESH, GOA, ANDAMAN AND NICOBAR ISLANDS

Poor:(Below 80% of targets)

ARUNACHAL PRADESH, ASSAM, BIHAR, CHHATISGARH, GUJARAT, HARYANA, HIMACHAL PRADESH, JAMMU AND KASHMIR, JHARKHAND, KARNATAKA, KERALA, MADHYA PRADESH, MAHARASHTRA, MANIPUR, MEGHALAYA, MIZORAM, NAGALAND, ORISSA, PUDUCHERRY, PUNJAB, RAJASTHAN, SIKKIM, TAMIL NADU, TRIPURA, UTTARAKHAND, UTTAR PRADESH, WEST BENGAL, DADRA AND NAGAR HAVELI, DAMAN AND DIU, LAKSHADWEEP

Note: Δ Previous year targets have been repeated provisionally

Previous month figures have been repeated

Self Help Groups (SHG)

To whom income generating activities provided

% Achievement of Target

During April 2013 - July 2013

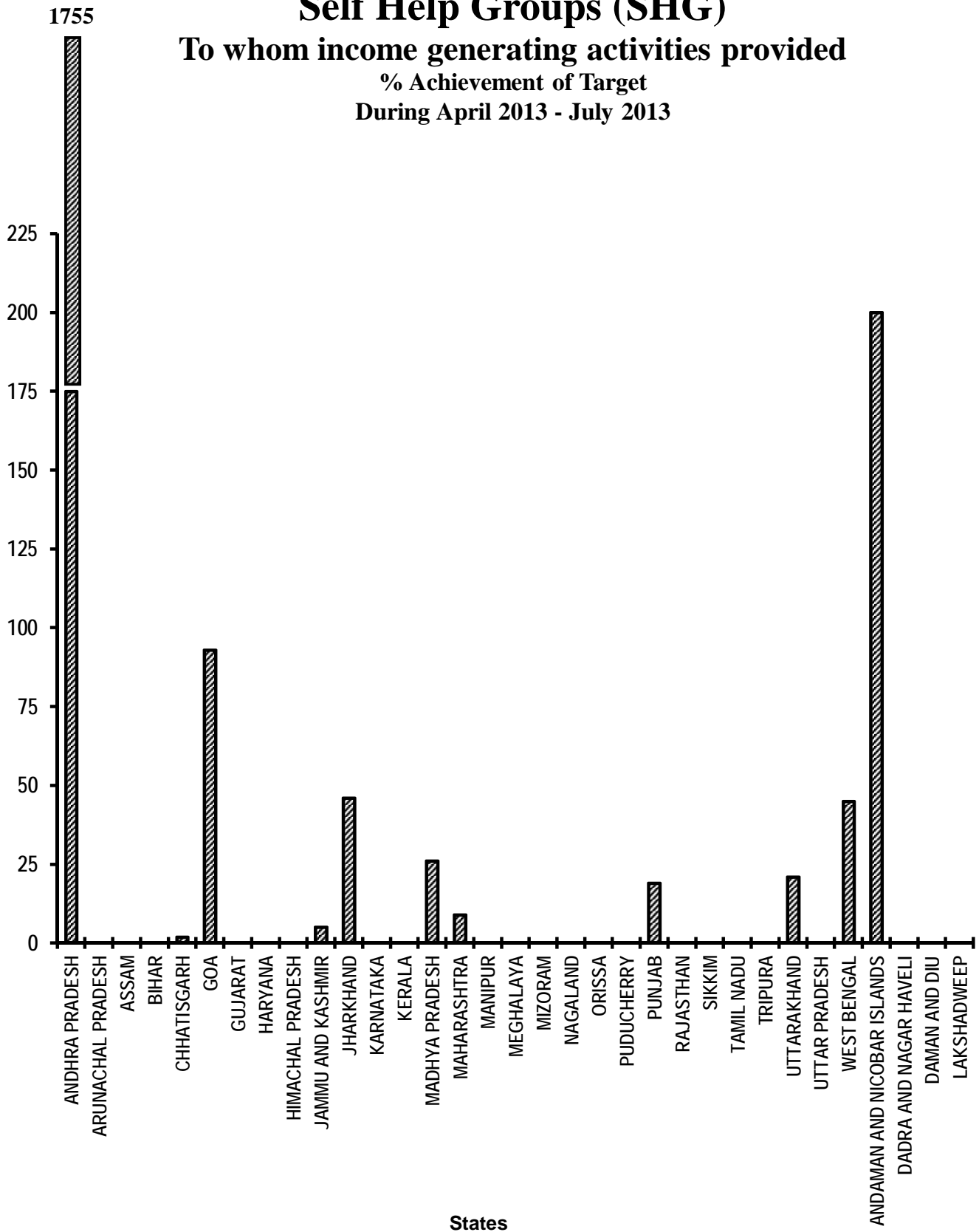


Table - 4 (A)

Distribution of waste land to the landless
(Unit: Hectare)

		Total Land Distributed (Hectare) April,2013- July,2013
Sl. No.	State/UT Name	
(1)	(2)	(3)
1	ANDHRA PRADESH	0
2	ARUNACHAL PRADESH	0
3	ASSAM	0
4	BIHAR	36
5	CHHATISGARH	27452 #
6	DELHI	0
7	GOA	0
8	GUJARAT	0
9	HARYANA	0
10	JAMMU AND KASHMIR	0
11	JHARKHAND	0 #
12	KARNATAKA	0
13	KERALA	0
14	MADHYA PRADESH	0 #
15	MAHARASHTRA	0
16	MANIPUR	0
17	MEGHALAYA	0
18	MIZORAM	0
19	NAGALAND	0
20	ORISSA	3,893
21	PUDUCHERRY	0
22	PUNJAB	0
23	RAJASTHAN	0
24	SIKKIM	0
25	TAMIL NADU	0
26	TRIPURA	0
27	UTTARAKHAND	0
28	UTTAR PRADESH	534
29	WEST BENGAL	189 #
30	ANDAMAN AND NICOBAR ISLANDS	0
31	CHANDIGARH	0
32	DADRA AND NAGAR HAVELI	0
33	DAMAN AND DIU	0
34	LAKSHADWEEP	0
Grand Total		32,104

Note: # Previous month figures have been repeated

Table 4 (B)

Distribution of waste land to the landless

Sl. No.	State/UT Name	Land Distributed to SC (Hectare) April,2013- July,2013	Land Distributed to ST (Hectare) April,2013- July,2013	Land Distributed to Others (Hectare) April,2013- July,2013
		(3)	(4)	(5)
1	ANDHRA PRADESH	0	0	0
2	ARUNACHAL PRADESH	0	0	0
3	ASSAM	0	0	0
4	BIHAR	2 Δ	0	0
5	CHHATISGARH	6057 #	9578 #	11817 #
6	DELHI	0	0	0
7	GOA	0	0	0
8	GUJARAT	0	0	0
9	HARYANA	0	0	0
10	JAMMU AND KASHMIR	0	0	0
11	JHARKHAND	0 #	0 #	0 #
12	KARNATAKA	0	0	0
13	KERALA	0	0	0
14	MADHYA PRADESH	0 #	0 #	0 #
15	MAHARASHTRA	0	0	0
16	MANIPUR	0	0	0
17	MEGHALAYA	0	0	0
18	MIZORAM	0	0	0
19	NAGALAND	0	0	0
20	ORISSA	281	3,283	329
21	PUDUCHERRY	0	0	0
22	PUNJAB	0	0	0
23	RAJASTHAN	0	0	0
24	SIKKIM	0	0	0
25	TAMIL NADU	0	0	0
26	TRIPURA	0	0	0
27	UTTARAKHAND	0	0	0
28	UTTAR PRADESH	255	0	279
29	WEST BENGAL	53 #	60 #	75 #
30	ANDAMAN AND NICOBAR ISLANDS	0	0	0
31	CHANDIGARH	0	0	0
32	DADRA AND NAGAR HAVELI	0	0	0
33	DAMAN AND DIU	0	0	0
34	LAKSHADWEEP	0	0	0
Grand Total		6,648	12,921	12,500

Note: # Previous month figures have been repeated

Δ State has downward revised the figure from previous month i.e. 34 to 2.

Table - 5(A)

Minimum Wages Enforcement (including Farm Labour)

Sl. No.	State/UT Name	Agriculture and Farm Workers: Inspections made (Number) April,2013-July,2013	Agriculture and Farm Workers: Irregularities detected (Number) April,2013-July,2013	Agriculture and Farm Workers: Irregularities rectified (Number) April,2013-July,2013
		(3)	(4)	(5)
1	ANDHRA PRADESH	0	0	0
2	ARUNACHAL PRADESH	0	0	0
3	ASSAM	0	0	0
4	BIHAR	0	0	0
5	CHHATISGARH	0	0	0
6	DELHI	0	0	0
7	GOA	0	0	0
8	GUJARAT	0	0	0
9	HARYANA	0	0	0
10	HIMACHAL PRADESH	0	0	0
11	JAMMU AND KASHMIR	0	0	0
12	JHARKHAND	0	0	0
13	KARNATAKA	0	0	0
14	KERALA	0	0	0
15	MADHYA PRADESH	0	0	0
16	MAHARASHTRA	0	0	0
17	MANIPUR	0	0	0
18	MEGHALAYA	0	0	0
19	MIZORAM	0	0	0
20	NAGALAND	0	0	0
21	ORISSA	0	0	0
22	PUDUCHERRY	0	0	0
23	PUNJAB	0	0	0
24	RAJASTHAN	0	0	0
25	SIKKIM	0	0	0
26	TAMIL NADU	0	0	0
27	TRIPURA	0	0	0
28	UTTARAKHAND	0	0	0
29	UTTAR PRADESH	0	0	0
30	WEST BENGAL	0	0	0
31	ANDAMAN AND NICOBAR ISLANDS	0	0	0
32	CHANDIGARH	0	0	0
33	DADRA AND NAGAR HAVELI	0	0	0
34	DAMAN AND DIU	0	0	0
35	LAKSHADWEEP	0	0	0
Grand Total		0	0	0

Table - 5(B)

Minimum Wages Enforcement (including Farm Labour)
(Unit: Number)

Sl. No. State/UT Name		Agriculture and Farm Workers: Claims filed (Number) April,2013- July,2013	Agriculture and Farm Workers: Claims settled (Number) April,2013- July,2013
(1)	(2)	(3)	(4)
1	ANDHRA PRADESH	0	0
2	ARUNACHAL PRADESH	0	0
3	ASSAM	0	0
4	BIHAR	0	0
5	CHHATISGARH	0	0
6	DELHI	0	0
7	GOA	0	0
8	GUJARAT	0	0
9	HARYANA	0	0
10	HIMACHAL PRADESH	0	0
11	JAMMU AND KASHMIR	0	0
12	JHARKHAND	0	0
13	KARNATAKA	0	0
14	KERALA	0	0
15	MADHYA PRADESH	0	0
16	MAHARASHTRA	0	0
17	MANIPUR	0	0
18	MEGHALAYA	0	0
19	MIZORAM	0	0
20	NAGALAND	0	0
21	ORISSA	0	0
22	PUDUCHERRY	0	0
23	PUNJAB	0	0
24	RAJASTHAN	0	0
25	SIKKIM	0	0
26	TAMIL NADU	0	0
27	TRIPURA	0	0
28	UTTARAKHAND	0	0
29	UTTAR PRADESH	0	0
30	WEST BENGAL	0	0
31	ANDAMAN AND NICOBAR ISLANDS	0	0
32	CHANDIGARH	0	0
33	DADRA AND NAGAR HAVELI	0	0
34	DAMAN AND DIU	0	0
35	LAKSHADWEEP	0	0
Grand Total		0	0

Table - 5(C)

Minimum Wages Enforcement (including Farm Labour)

Sl. No.	State/UT Name	Agriculture and Farm Workers: Prosecution cases Pending (Number) April,2013- July,2013	Agriculture and Farm Workers: Prosecution cases filed (Number) April,2013- July,2013	Agriculture and Farm Workers: Prosecution cases decided (Number) April,2013- July,2013
		(3)	(4)	(5)
1	ANDHRA PRADESH	0	0	0
2	ARUNACHAL PRADESH	0	0	0
3	ASSAM	0	0	0
4	BIHAR	0	0	0
5	CHHATISGARH	0	0	0
6	DELHI	0	0	0
7	GOA	0	0	0
8	GUJARAT	0	0	0
9	HARYANA	0	0	0
10	HIMACHAL PRADESH	0	0	0
11	JAMMU AND KASHMIR	0	0	0
12	JHARKHAND	0	0	0
13	KARNATAKA	0	0	0
14	KERALA	0	0	0
15	MADHYA PRADESH	0	0	0
16	MAHARASHTRA	0	0	0
17	MANIPUR	0	0	0
18	MEGHALAYA	0	0	0
19	MIZORAM	0	0	0
20	NAGALAND	0	0	0
21	ORISSA	0	0	0
22	PUDUCHERRY	0	0	0
23	PUNJAB	0	0	0
24	RAJASTHAN	0	0	0
25	SIKKIM	0	0	0
26	TAMIL NADU	0	0	0
27	TRIPURA	0	0	0
28	UTTARAKHAND	0	0	0
29	UTTAR PRADESH	0	0	0
30	WEST BENGAL	0	0	0
31	ANDAMAN AND NICOBAR ISLANDS	0	0	0
32	CHANDIGARH	0	0	0
33	DADRA AND NAGAR HAVELI	0	0	0
34	DAMAN AND DIU	0	0	0
35	LAKSHADWEEP	0	0	0
Grand Total		0	0	0

Table - 6(A)

Food security-Targeted Public Distribution system (APL+BPL+AAY)

Sl. No.	State/UT Name	Allocation of Food Grains (Tonnes) April,2013-July,2013	Off take (Tonnes) April,2013-July,2013	Percentage of offtake w.r.t. Allocation of Food Grains
(1)	(2)	(3)	(4)	(5)
1	ANDHRA PRADESH	12,74,272	9,33,514	73
2	ARUNACHAL PRADESH	33,852	33,973	100
3	ASSAM	6,28,952	6,27,690	100
4	BIHAR	12,34,624	13,31,182	108
5	CHHATISGARH	4,14,704	3,98,457	96
6	DELHI	1,99,640	2,14,081	107
7	GOA	21,012	21,287	101
8	GUJARAT	6,95,036	4,74,057	68
9	HARYANA	2,52,004	1,84,994	73
10	HIMACHAL PRADESH	1,75,980	1,69,036	96
11	JAMMU AND KASHMIR	2,52,268	2,67,004	106
12	JHARKHAND	4,52,884	3,93,200	87
13	KARNATAKA	8,16,576	8,30,063	102
14	KERALA	4,90,896	5,12,279	104
15	MADHYA PRADESH	9,12,172	8,73,529	96
16	MAHARASHTRA	15,86,348	14,23,013	90
17	MANIPUR	56,984	60,048	105
18	MEGHALAYA	62,860	62,953	100
19	MIZORAM	23,380	22,496	96
20	NAGALAND	42,292	50,251	119
21	ORISSA	7,30,624	6,81,708	93
22	PUDUCHERRY	20,104	18,715	93
23	PUNJAB	2,75,992	1,93,486	70
24	RAJASTHAN	7,26,500	7,12,053	98
25	SIKKIM	14,760	15,398	104
26	TAMIL NADU	12,40,944	11,34,877	91
27	TRIPURA	1,01,100	1,19,159	118
28	UTTARAKHAND	1,70,664	1,81,375	106
29	UTTAR PRADESH	24,22,838	21,30,052	88
30	WEST BENGAL	12,85,732	11,95,926	93
31	ANDAMAN AND NICOBAR ISLANDS	11,340	0	0
32	CHANDIGARH	12,260	8,448	69
33	DADRA AND NAGAR HAVELI	3,488	4,325	124
34	DAMAN AND DIU	1,884	164	9
35	LAKSHADWEEP	1,540	14	1
Grand Total		1,66,46,506	1,52,78,807	92

Very Good:(90% or above of targets)

ARUNACHAL PRADESH, ASSAM, BIHAR, CHHATISGARH, DELHI, GOA, HIMACHAL PRADESH, JAMMU AND KASHMIR, KARNATAKA, KERALA, MADHYA PRADESH, MAHARASHTRA, MANIPUR, MEGHALAYA, MIZORAM, NAGALAND, ORISSA, PUDUCHERRY, RAJASTHAN, SIKKIM, TAMIL NADU, TRIPURA, UTTARAKHAND, WEST BENGAL, DADRA AND NAGAR HAVELI

Good:(Between 80% to 90% targets)

JHARKHAND, UTTAR PRADESH

Poor:(Below 80% of targets)

ANDHRA PRADESH, GUJARAT, HARYANA, PUNJAB, ANDAMAN AND NICOBAR ISLANDS, CHANDIGARH, DAMAN AND DIU, LAKSHADWEEP

Food Security: Targeted Public Distribution System (APL+BPL+AAY)

Off take

% Achievement of Target
During April 2013 - July 2013

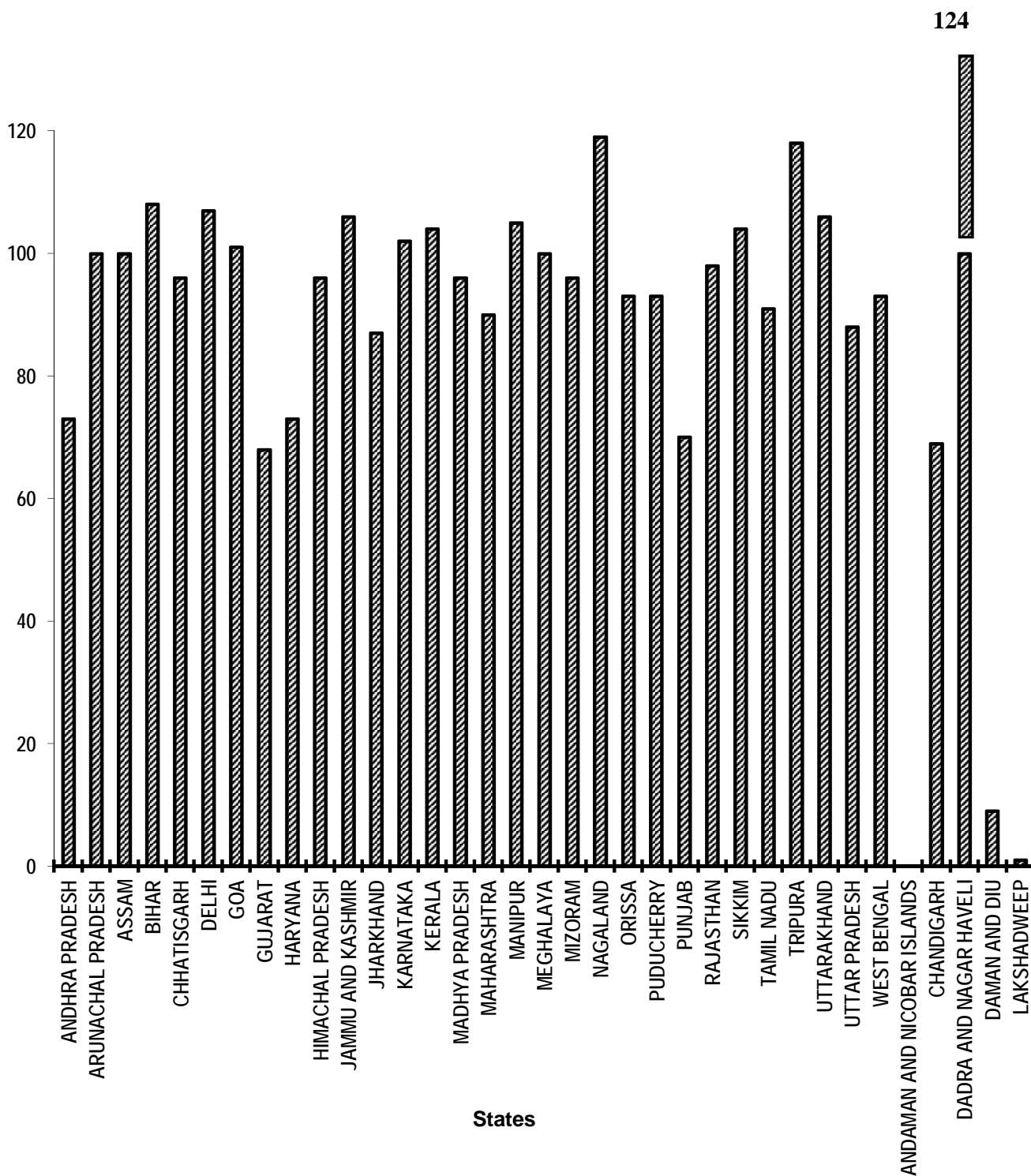


Table - 6(B)

Food security-Targeted Public Distribution system (only AAY)

Sl. No.	State/UT Name	Allocation of Food Grains (Tonnes) April,2013-July,2013	Off take (Tonnes) April,2013-July,2013	Percentage of offtake w.r.t. Allocation of Food Grains
(1)	(2)	(3)	(4)	(5)
1	ANDHRA PRADESH	2,18,096	1,86,611	86
2	ARUNACHAL PRADESH	5,324	5,555	104
3	ASSAM	98,564	98,285	100
4	BIHAR	3,50,140	4,04,799	116
5	CHHATISGARH	1,00,648	1,00,648	100
6	DELHI	21,028	15,128	72
7	GOA	2,036	2,222	109
8	GUJARAT	1,13,360	1,32,973	117
9	HARYANA	40,940	37,666	92
10	HIMACHAL PRADESH	27,580	27,439	99
11	JAMMU AND KASHMIR	35,796	35,884	100
12	JHARKHAND	1,28,508	1,49,159	116
13	KARNATAKA	1,59,272	1,68,032	106
14	KERALA	83,420	88,387	106
15	MADHYA PRADESH	2,21,420	2,12,214	96
16	MAHARASHTRA	3,44,960	3,25,472	94
17	MANIPUR	8,908	9,463	106
18	MEGHALAYA	9,828	9,828	100
19	MIZORAM	3,640	3,420	94
20	NAGALAND	6,656	7,090	107
21	ORISSA	1,77,040	1,79,787	102
22	PUDUCHERRY	4,516	5,329	118
23	PUNJAB	25,120	18,442	73
24	RAJASTHAN	1,30,496	1,28,558	99
25	SIKKIM	2,312	2,772	120
26	TAMIL NADU	2,61,048	2,92,960	112
27	TRIPURA	15,840	17,762	112
28	UTTARAKHAND	26,728	27,706	104
29	UTTAR PRADESH	5,73,202	5,77,336	101
30	WEST BENGAL	2,07,228	2,04,179	99
31	ANDAMAN AND NICOBAR ISLANDS	642	0	0
32	CHANDIGARH	208	40	19
33	DADRA AND NAGAR HAVELI	732	912	125
34	DAMAN AND DIU	212	20	9
35	LAKSHADWEEP	168	0	0
Grand Total		34,05,616	34,76,078	102

Very Good:(90% or above of targets)

ARUNACHAL PRADESH, ASSAM, BIHAR, CHHATISGARH, GOA, GUJARAT, HARYANA, HIMACHAL PRADESH, JAMMU AND KASHMIR, JHARKHAND, KARNATAKA, KERALA, MADHYA PRADESH, MAHARASHTRA, MANIPUR, MEGHALAYA, MIZORAM, NAGALAND, ORISSA, PUDUCHERRY, RAJASTHAN, SIKKIM, TAMIL NADU, TRIPURA, UTTARAKHAND, UTTAR PRADESH, WEST BENGAL, DADRA AND NAGAR HAVELI

Good:(Between 80% to 90% targets)

ANDHRA PRADESH

Poor:(Below 80% of targets)

DELHI, PUNJAB, ANDAMAN AND NICOBAR ISLANDS, CHANDIGARH, DAMAN AND DIU, LAKSHADWEEP

Food Security: Targeted Public Distribution System (Only Antyodaya Anna Yojana)

Off take

% Achievement of Target
During April 2013 - July 2013

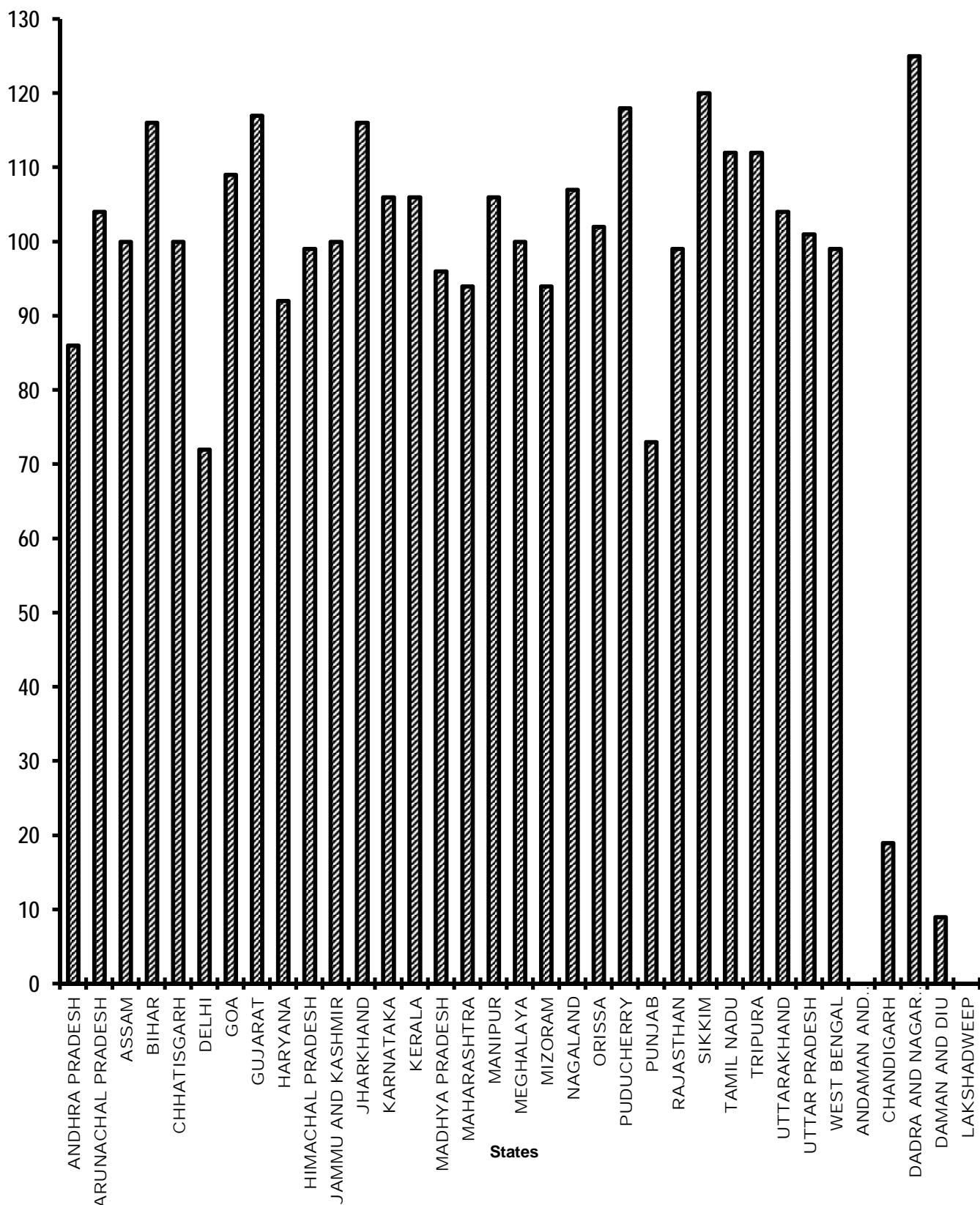


Table - 6(C)

Food Security - Targeted Public Distribution System (Only BPL)

Sl. No.	State/UT Name	Allocation of Food Grains (Tonnes) April,2013-July,2013	Off take (Tonnes) April,2013-July,2013	Percentage of offtake w.r.t. Allocation of Food Grains
(1)	(2)	(3)	(4)	(5)
1	ANDHRA PRADESH	3,50,696	2,88,998	82
2	ARUNACHAL PRADESH	8,508	8,705	102
3	ASSAM	1,58,408	1,57,245	99
4	BIHAR	5,63,124	6,42,084	114
5	CHHATISGARH	1,61,896	1,62,447	100
6	DELHI	36,232	37,594	104
7	GOA	1,844	1,920	104
8	GUJARAT	1,83,456	1,99,340	109
9	HARYANA	69,524	66,944	96
10	HIMACHAL PRADESH	44,380	36,877	83
11	JAMMU AND KASHMIR	67,232	65,567	98
12	JHARKHAND	2,06,656	2,38,266	115
13	KARNATAKA	2,78,820	2,88,874	104
14	KERALA	1,34,116	1,43,211	107
15	MADHYA PRADESH	3,56,072	4,36,438	123
16	MAHARASHTRA	5,69,808	5,67,023	100
17	MANIPUR	14,336	15,012	105
18	MEGHALAYA	15,792	15,792	100
19	MIZORAM	5,880	5,550	94
20	NAGALAND	10,704	11,825	110
21	ORISSA	3,88,524	3,89,924	100
22	PUDUCHERRY	7,188	7,300	102
23	PUNJAB	40,392	38,752	96
24	RAJASTHAN	2,09,844	2,08,338	99
25	SIKKIM	3,768	3,825	102
26	TAMIL NADU	4,19,744	4,55,295	108
27	TRIPURA	25,460	31,446	124
28	UTTARAKHAND	42,996	48,443	113
29	UTTAR PRADESH	9,21,856	9,24,414	100
30	WEST BENGAL	5,17,860	4,81,293	93
31	ANDAMAN AND NICOBAR ISLANDS	1,780	0	0
32	CHANDIGARH	1,252	1,208	96
33	DADRA AND NAGAR HAVELI	1,676	1,922	115
34	DAMAN AND DIU	348	54	16
35	LAKSHADWEEP	252	14	6
Grand Total		58,20,424	59,81,940	103

Very Good:(90% or above of targets)

ARUNACHAL PRADESH, ASSAM, BIHAR, CHHATISGARH, DELHI, GOA, GUJARAT, HARYANA, JAMMU AND KASHMIR, JHARKHAND, KARNATAKA, KERALA, MADHYA PRADESH, MAHARASHTRA, MANIPUR, MEGHALAYA, MIZORAM, NAGALAND, ORISSA, PUDUCHERRY, PUNJAB, RAJASTHAN, SIKKIM, TAMIL NADU, TRIPURA, UTTARAKHAND, UTTAR PRADESH, WEST BENGAL, CHANDIGARH, DADRA AND NAGAR HAVELI

Good:(Between 80% to 90% targets)

ANDHRA PRADESH, HIMACHAL PRADESH

Poor:(Below 80% of targets)

ANDAMAN AND NICOBAR ISLANDS, DAMAN AND DIU, LAKSHADWEEP

Food Security: Targeted Public Distribution System (Only BPL)

Off take

% Achievement of Target
During April 2013 - July 2013

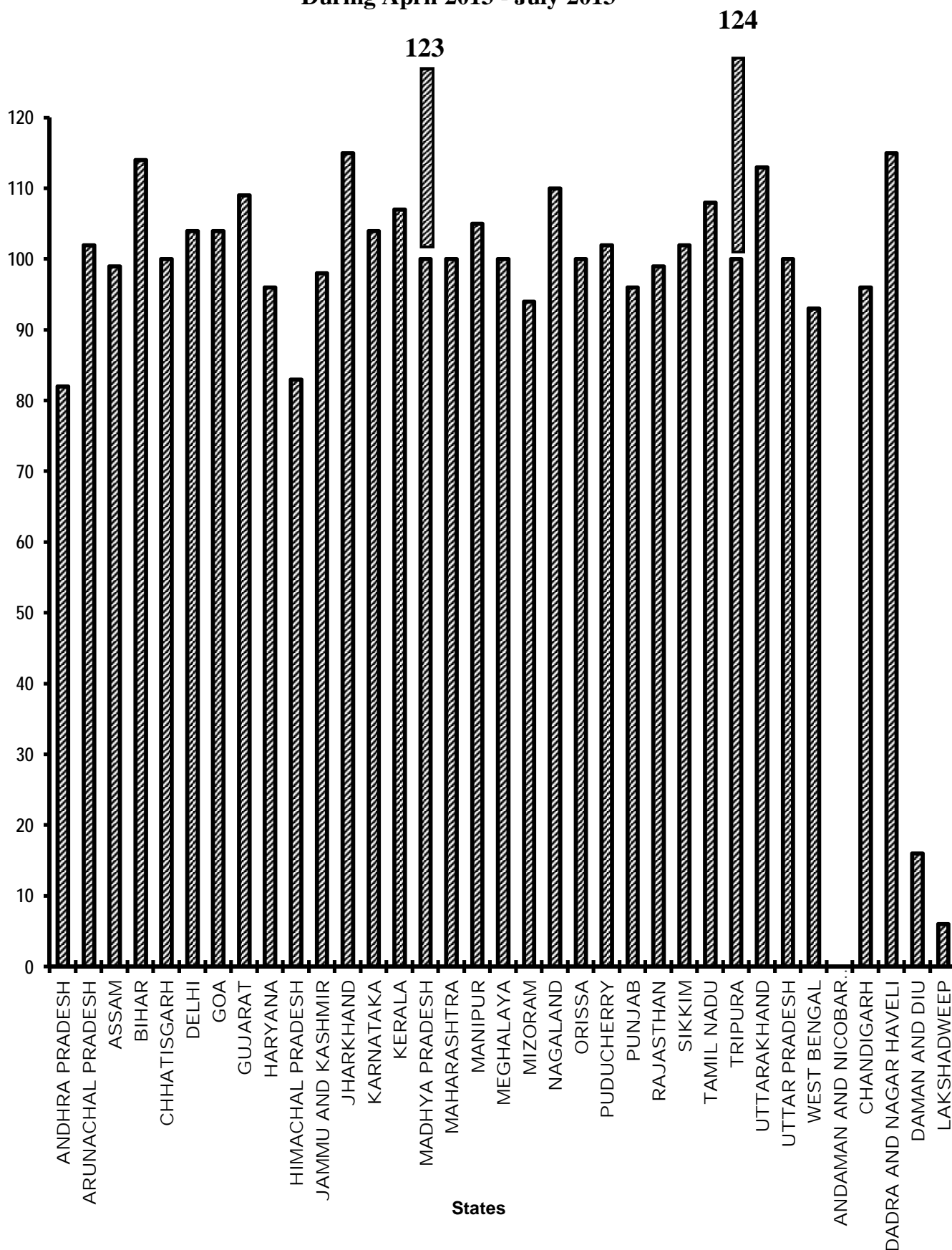


Table - 7

Rural Housing - Indira Awaas Yojana
Houses constructed
(Unit: Number)

Sl. No.	State/UT Name	Target		Achievement	Percent Achievement
		2013-2014	April,2013-July,2013	April,2013-July,2013	April,2013-July,2013
(1)	(2)	(3)	(4)	(5)	(5)/(4)
1	ANDHRA PRADESH	2,07,313	34,551	15,132	44
2	ARUNACHAL PRADESH	6,870	1,145	0	0
3	ASSAM	1,38,695	23,115	11,676	51
4	BIHAR	6,05,550	1,00,925	1,95,194 Δ	193
5	CHHATISGARH	48,004	8,000	3373 #	42
6	GOA	1,393	231	656	284
7	GUJARAT	1,07,880	17,980	13,108	73
8	HARYANA	18,029	3,005	2,132	71
9	HIMACHAL PRADESH	7,064	1,176	0	0
10	JAMMU AND KASHMIR	15,952	5,316	4,642	87
11	JHARKHAND	67,153	11,191	8967 #	80
12	KARNATAKA	87,816	14,635	29,025	198
13	KERALA	45,738	7,624	17,840	234
14	MADHYA PRADESH	1,12,936	18,824	3524 #	19
15	MAHARASHTRA	1,37,314	22,885	14,039	61
16	MANIPUR	8,011	1,335	0 #	0
17	MEGHALAYA	13,865	2,310	2,998	130
18	MIZORAM	3,661	610	926	152
19	NAGALAND	10,439	1,740	0	0
20	ORISSA	1,28,057	21,344	21,289	100
21	PUDUCHERRY	1,065	179	4	2
22	PUNJAB	19,531	3,255	1,979	61
23	RAJASTHAN	85,460	14,244	13,064	92
24	SIKKIM	1,436	240	0	0
25	TAMIL NADU	88,436	14,740	136	1
26	TRIPURA	13,368	2,229	0	0
27	UTTARAKHAND	14,012	2,335	925	40
28	UTTAR PRADESH	2,97,223	49,536	57,558	116
29	WEST BENGAL	1,85,594	30,931	17165 #	55
30	ANDAMAN AND NICOBAR ISLANDS	2,081	346	87	25
31	DADRA AND NAGAR HAVELI	419	70	0	0
32	DAMAN AND DIU	162	26	0	0
33	LAKSHADWEEP	188	31	0	0
Grand Total		24,80,715	4,16,104	4,35,439	105

Very Good:(90% or above of targets)

BIHAR, GOA, KARNATAKA, KERALA, MEGHALAYA, MIZORAM, ORISSA, RAJASTHAN, UTTAR PRADESH

Good:(Between 80% to 90% targets)

JAMMU AND KASHMIR, JHARKHAND

Poor:(Below 80% of targets)

ANDHRA PRADESH, ARUNACHAL PRADESH, ASSAM, CHHATISGARH, GUJARAT, HARYANA, HIMACHAL PRADESH, MADHYA PRADESH, MAHARASHTRA, MANIPUR, NAGALAND, PUDUCHERRY, PUNJAB, SIKKIM, TAMIL NADU, TRIPURA, UTTARAKHAND, WEST BENGAL, ANDAMAN AND NICOBAR ISLANDS, DADRA AND NAGAR HAVELI, DAMAN AND DIU, LAKSHADWEEP

Note: # Previous month figures have been repeated

Δ State has downward revised the figure from previous month i.e. 2,36,764 to 1,95,194.

Rural Housing - Indira Awaas Yojana

Houses constructed
% Achievement of Target
During April 2013 - July 2013

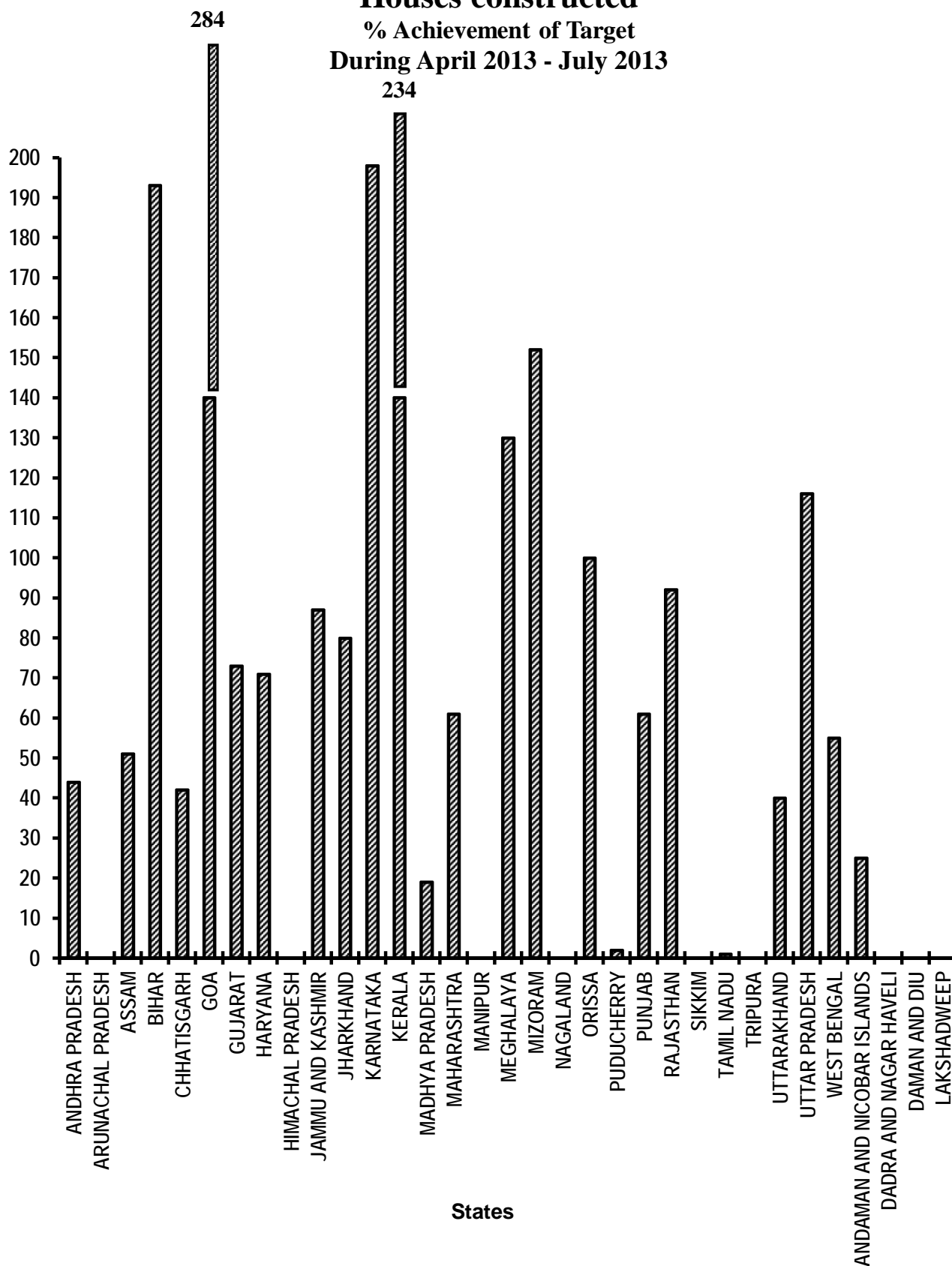


Table - 8

EWS/LIG Houses in Urban Areas
Houses constructed
(Unit: Number)

Sl. No.	State/UT Name	Target Δ		Achievement	Percent Achievement
		2013-2014	April,2013-July,2013	April,2013-July,2013	April,2013-July,2013
(1)	(2)	(3)	(4)	(5)	(5)/(4)
1	ANDHRA PRADESH	12,500	4,165	5,325	128
2	ARUNACHAL PRADESH	225	74	100	135
3	ASSAM	1,900	633	0	0
4	BIHAR	11,000	3,666	384	10
5	CHHATISGARH	11,000	3,666	6928 #	189
6	DELHI	12,500	4,166	3,865	93
7	GOA	35	11	6	55
8	GUJARAT	12,500	4,166	272	7
9	HARYANA	2,075	691	0	0
10	HIMACHAL PRADESH	375	124	0	0
11	JAMMU AND KASHMIR	2,500	833	0	0
12	JHARKHAND	5,000	1,666	596 #	36
13	KARNATAKA	2,500	833	2,653	318
14	KERALA	5,000	1,666	174	10
15	MADHYA PRADESH	12,500	4,166	615 #	15
16	MAHARASHTRA	40,000	13,333	5,228	39
17	MANIPUR	1,000	333	0	0
18	MEGHALAYA	250	82	0	0
19	MIZORAM	500	166	0	0
20	NAGALAND	750	250	0	0
21	ORISSA	2,250	749	0	0
22	PUDUCHERRY	550	182	0	0
23	PUNJAB	4,000	1,333	0	0
24	RAJASTHAN	7,500	2,500	1,077	43
25	SIKKIM	60	20	10	50
26	TAMIL NADU	15,000	5,000	767	15
27	TRIPURA	250	82	41	50
28	UTTARAKHAND	1,250	416	0	0
29	UTTAR PRADESH	15,000	5,000	48	1
30	WEST BENGAL	17,500	5,833	696 #	12
31	ANDAMAN AND NICOBAR ISLANDS	10	3	0	0
32	CHANDIGARH	2,500	833	0	0
33	DADRA AND NAGAR HAVELI	20	6	0	0
Grand Total		2,00,000	66,647	28,785	43

Very Good:(90% or above of targets)

ANDHRA PRADESH, ARUNACHAL PRADESH, CHHATISGARH, DELHI, KARNATAKA

Poor:(Below 80% of targets)

ASSAM, BIHAR, GOA, GUJARAT, HARYANA, HIMACHAL PRADESH, JAMMU AND KASHMIR, JHARKHAND, KERALA, MADHYA PRADESH, MAHARASHTRA, MANIPUR, MEGHALAYA, MIZORAM, NAGALAND, ORISSA, PUDUCHERRY, PUNJAB, RAJASTHAN, SIKKIM, TAMIL NADU, TRIPURA, UTTARAKHAND, UTTAR PRADESH, WEST BENGAL, ANDAMAN AND NICOBAR ISLANDS, CHANDIGARH, DADRA AND NAGAR HAVELI

Note: Δ Previous year targets have been repeated provisionally

Previous month figures have been repeated

EWS/LIG Houses in Urban Areas

Houses constructed
% Achievement of Target
During April 2013 - July 2013

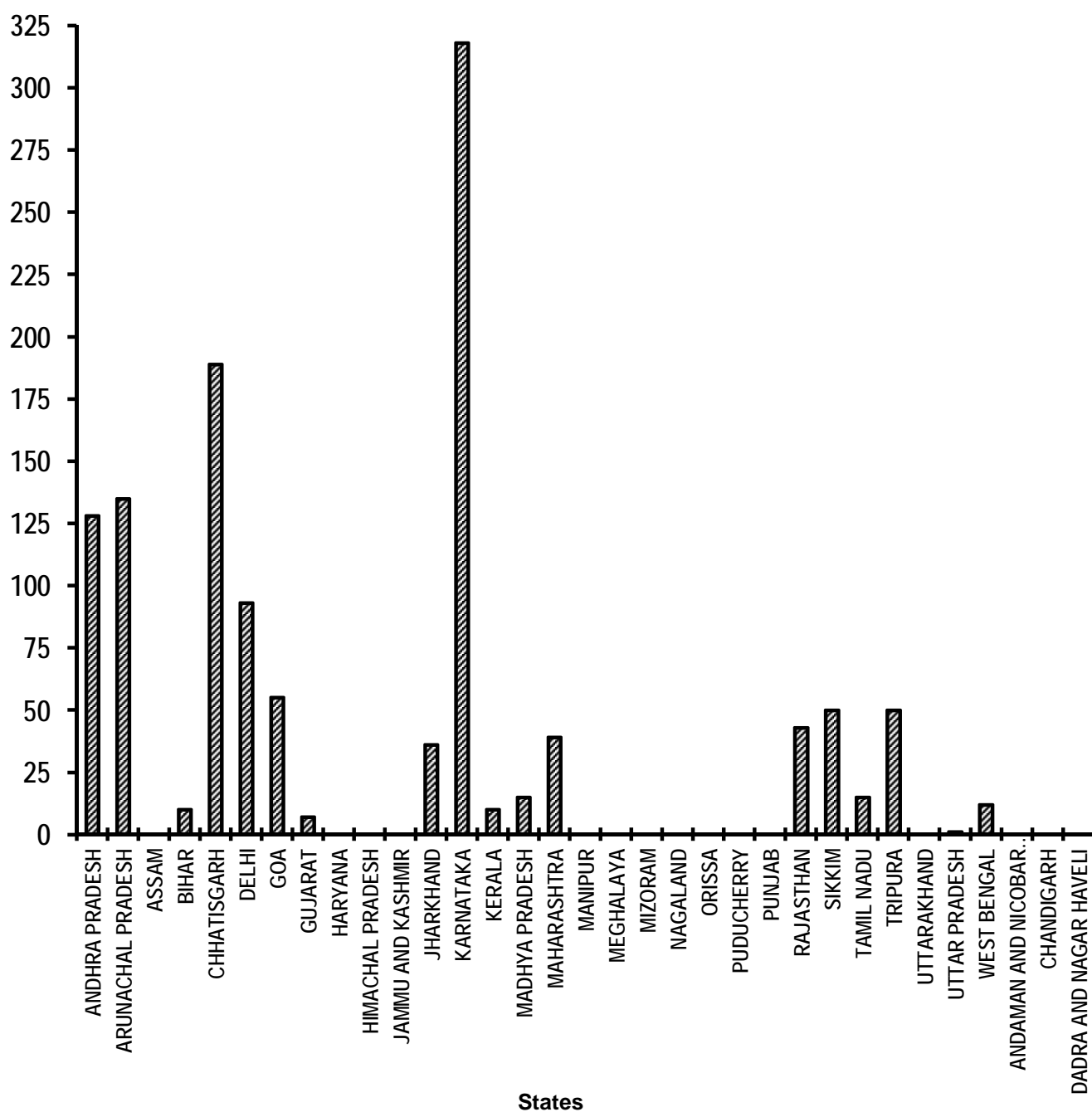


Table - 9(A)

Rural Areas: National Rural Drinking Water Programme (NRDWP)
Habitations covered (Partially covered & Slipped back)
(Unit: Number)

Sl. No.	State/UT Name	Target	Achievement	Percent Achievement
		2013-2014	April,2013-July,2013	April,2013-July,2013
(1)	(2)	(3)	(4)	(5)/(4)
1	ANDHRA PRADESH	5,581	892	47
2	ARUNACHAL PRADESH	285	44	23
3	ASSAM	4,050	649	32
4	BIHAR	9,000	1,440	30
5	CHHATISGARH	8,100	1,296	72
6	GUJARAT	875	139	281
7	HARYANA	807	129	53
8	HIMACHAL PRADESH	2,500	400	155
9	JAMMU AND KASHMIR	948	151	0
10	JHARKHAND	12,024	1,925	23
11	KARNATAKA	7,700	1,232	25
12	KERALA	774	123	57
13	MADHYA PRADESH	11,300	1,808	239
14	MAHARASHTRA	4,136	662	46
15	MANIPUR	250	41	0
16	MEGHALAYA	559	90	7
17	MIZORAM	45	6	0
18	NAGALAND	34	5	0 #
19	ORISSA	10,873	1,739	249
20	PUDUCHERRY	17	2	0
21	PUNJAB	1,529	245	50
22	RAJASTHAN	1,590	255	41
23	SIKKIM	200	32	16
24	TAMIL NADU	5,460	873	3
25	TRIPURA	28	5	2,520
26	UTTARAKHAND	1,073	171	129
27	UTTAR PRADESH	24,000	3,840	0
28	WEST BENGAL	2,755	442	110
Grand Total		1,16,493	18,636	75

Very Good:(90% or above of targets)

GUJARAT, HIMACHAL PRADESH, MADHYA PRADESH, ORISSA, TRIPURA, UTTARAKHAND, WEST BENGAL

Poor:(Below 80% of targets)

ANDHRA PRADESH, ARUNACHAL PRADESH, ASSAM, BIHAR, CHHATISGARH, HARYANA, JAMMU AND KASHMIR, JHARKHAND, KARNATAKA, KERALA, MAHARASHTRA, MANIPUR, MEGHALAYA, MIZORAM, NAGALAND, PUDUCHERRY, PUNJAB, RAJASTHAN, SIKKIM, TAMIL NADU, UTTAR PRADESH

Note: # Previous month figures have been repeated

* The figures have been reconciled with that of M/o Drinking Water & Sanitation

Rural Areas- National Rural Drinking Water Programme (NRDWP)

Habitations covered (Partially Covered & Slipped back)

% Achievement of Target

During April 2013 - July 2013

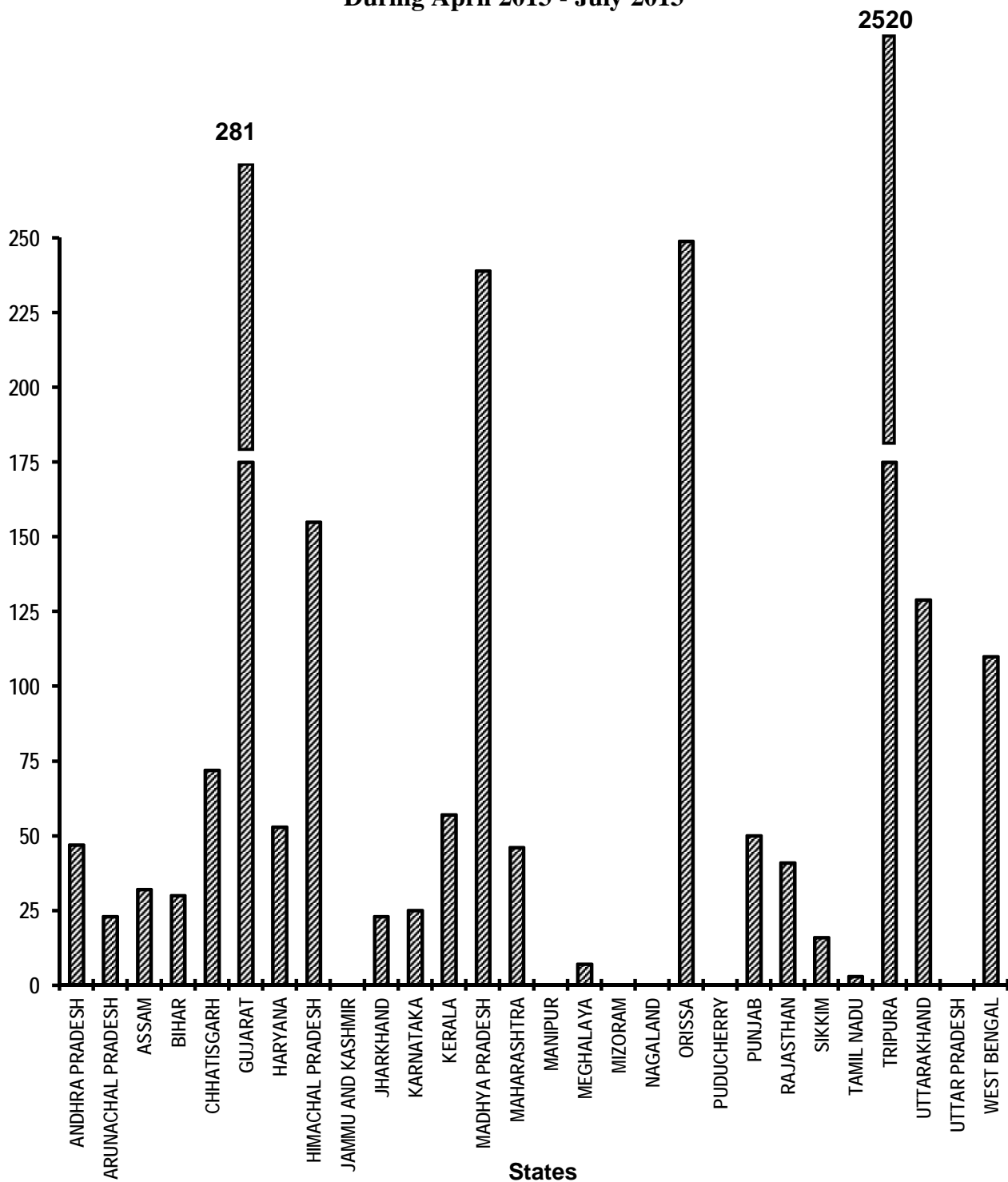


Table - 9(B)

Rural Areas: National Rural Drinking Water Programme (NRDWP)
Coverage of water quality affected habitations
(Unit: Number)

Sl. No.	State/UT Name	Target		Achievement	Percent Achievement
		2013-2014	April,2013-July,2013	April,2013-July,2013	April,2013-July,2013
(1)	(2)	(3)	(4)	(5)	(5)/(4)
1	ANDHRA PRADESH	217	37	8	22
2	ASSAM	3,125	501	191	38
3	BIHAR	4,832	773	158	20
4	CHHATISGARH	2,600	416	65 *	16
5	GUJARAT	175	27	30	111
6	HARYANA	11	2	4	200
7	JAMMU AND KASHMIR	7	-	0	-
8	JHARKHAND	108	16	3 *	19
9	KARNATAKA	2,678	427	42	10
10	KERALA	150	26	8 *	31
11	MADHYA PRADESH	1,750	282	143 *	51
12	MAHARASHTRA	577	91	30	33
13	MEGHALAYA	57	10	0	0
14	NAGALAND	51	10	0	0
15	ORISSA	2,627	421	357	85
16	PUDUCHERRY	6	-	0	-
17	PUNJAB	410	64	0	0
18	RAJASTHAN	1,400	224	110	49
19	TAMIL NADU	540	86	5	6
20	TRIPURA	1,150	186	231	124
21	UTTAR PRADESH	1,000	160	0	0
22	WEST BENGAL	1,845	294	372	127
Grand Total		25,316	4,053	1,757	43

Very Good:(90% or above of targets)

GUJARAT, HARYANA, TRIPURA, WEST BENGAL

Good:(Between 80% to 90% targets)

ORISSA

Poor:(Below 80% of targets)

ANDHRA PRADESH, ASSAM, BIHAR, CHHATISGARH, JHARKHAND, KARNATAKA, KERALA, MADHYA PRADESH, MAHARASHTRA, MEGHALAYA, NAGALAND, PUNJAB, RAJASTHAN, TAMIL NADU, UTTAR PRADESH

Note: # Previous month figures have been repeated

* The figures have been reconciled with that of M/o Drinking Water & Sanitation

Rural Areas- National Rural Drinking Water Programme (NRDWP)

Coverage of Water Quality Affected Habitations

% Achievement of Target
During April 2013 - July 2013

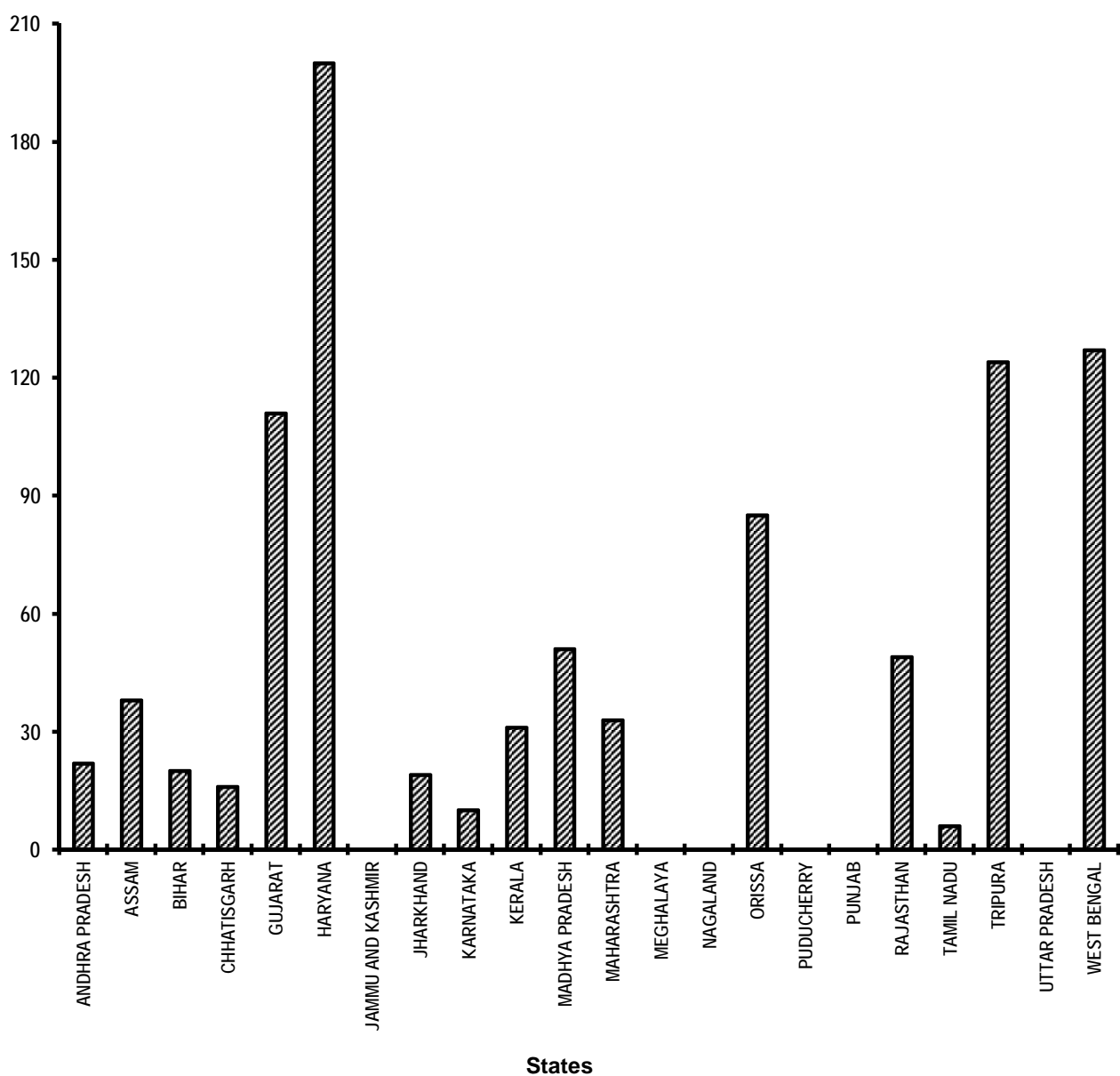


Table - 10

Sanitation Programme in Rural Areas
(Unit: Number)

Sl. No.	State/UT Name	Individual Household latrines constructed (Number) April,2013-July,2013
(1)	(2)	(3)
1	ANDHRA PRADESH	1,00,224
2	ARUNACHAL PRADESH	1,025
3	ASSAM	31,932
4	BIHAR	86,990
5	CHHATISGARH	10,510
6	DELHI	0
7	GOA	0
8	GUJARAT	32,969
9	HARYANA	13,169
10	HIMACHAL PRADESH	3,628
11	JAMMU AND KASHMIR	5,866
12	JHARKHAND	16,162
13	KARNATAKA	72,490
14	KERALA	2,482
15	MADHYA PRADESH	1,05,195
16	MAHARASHTRA	62,158
17	MANIPUR	19,118
18	MEGHALAYA	3,154
19	MIZORAM	3,271
20	NAGALAND	6,978
21	ORISSA	9,102
22	PUDUCHERRY	0
23	PUNJAB	591
24	RAJASTHAN	46,333
25	SIKKIM	0
26	TAMIL NADU	41,684
27	TRIPURA	3,407
28	UTTARAKHAND	21,537
29	UTTAR PRADESH	1,17,652
30	WEST BENGAL	1,42,761
31	ANDAMAN AND NICOBAR ISLANDS	0
32	CHANDIGARH	0
33	DADRA AND NAGAR HAVELI	0
34	DAMAN AND DIU	0
35	LAKSHADWEEP	0
Grand Total		9,60,388

Table - 11

Institutional Delivery
(Unit: Number)

		Delivery in institutions (Number) April,2013- July,2013
Sl. No.	State/UT Name	
(1)	(2)	(3)
1	ANDHRA PRADESH	4,39,466
2	ARUNACHAL PRADESH	0
3	ASSAM	0
4	BIHAR	4,00,199
5	CHHATISGARH	59492 #
6	DELHI	86,457
7	GOA	5,264
8	GUJARAT	2,31,234
9	HARYANA	55,734
10	HIMACHAL PRADESH	23,648
11	JAMMU AND KASHMIR	44,522
12	JHARKHAND	46809 #
13	KARNATAKA	2,80,605
14	KERALA	1,66,156
15	MADHYA PRADESH	0 #
16	MAHARASHTRA	4,06,637
17	MANIPUR	6,963
18	MEGHALAYA	9,683
19	MIZORAM	5,688
20	NAGALAND	0
21	ORISSA	1,99,899
22	PUDUCHERRY	13,547
23	PUNJAB	81,160
24	RAJASTHAN	4,05,876
25	SIKKIM	2,043
26	TAMIL NADU	3,37,881
27	TRIPURA	10,423
28	UTTARAKHAND	33,878
29	UTTAR PRADESH	6,82,843
30	WEST BENGAL	1,38,843 #
31	ANDAMAN AND NICOBAR ISLANDS	1,666
32	CHANDIGARH	7,084
33	DADRA AND NAGAR HAVELI	2,432
34	DAMAN AND DIU	878
35	LAKSHADWEEP	246
Grand Total		41,87,256

Note: # Previous month figures have been repeated

Table - 12 (A)

**SC Families Assisted under SCA to SCSP & NSFDC
(Unit: Number)**

Sl. No.	State/UT Name	Target		Achievement	Percent Achievement
		2013-2014	April,2013-July,2013	April,2013-July,2013	April,2013-July,2013
(1)	(2)	(3)	(4)	(5)	(5)/(4)
1	ANDHRA PRADESH	1,21,813	34,514	0	0
2	ASSAM	11,637	3,298	1,782	54
3	BIHAR	11,982	3,396	1,93,106	5,686
4	CHHATISGARH	98,071	27,787	0	0
5	DELHI	680	192	1,414	736
6	GOA	16,804	4,760	12	0
7	GUJARAT	14,130	4,004	26,005	649
8	HARYANA	19,394	5,495	9530 #	173
9	HIMACHAL PRADESH	11,515	3,264	9,626	295
10	JAMMU AND KASHMIR	5,713	1,619	16500 #	1,019
11	JHARKHAND	16,574	4,696	22,438	478
12	KARNATAKA	66,871	18,947	23,529	124
13	KERALA	14,457	4,097	7,908	193
14	MADHYA PRADESH	66,098	18,729	33,677	180
15	MAHARASHTRA	41,759	11,832	26,840	227
16	MANIPUR	650	183	0	0
17	ORISSA	41,473	11,751	5,929	50
18	PUDUCHERRY	608	174	362	208
19	PUNJAB	30,838	8,738	35	0
20	RAJASTHAN	46,649	13,217	89,446	677
21	SIKKIM	352	98	850	867
22	TAMIL NADU	57,573	16,312	3,348	21
23	TRIPURA	6,370	1,806	37869 #	2,097
24	UTTARAKHAND	8,347	2,364	1,583	67
25	UTTAR PRADESH	1,69,519	48,030	20,374	42
26	WEST BENGAL	82,224	23,298	4,072	17
27	CHANDIGARH	905	255	450	176
Grand Total		9,63,006	2,72,856	5,36,685	197

Very Good:(90% or above of targets)

BIHAR, DELHI, GUJARAT, HARYANA, HIMACHAL PRADESH, JAMMU AND KASHMIR, JHARKHAND, KARNATAKA, KERALA, MADHYA PRADESH, MAHARASHTRA, PUDUCHERRY, RAJASTHAN, SIKKIM, TRIPURA, CHANDIGARH

Poor:(Below 80% of targets)

ANDHRA PRADESH, ASSAM, CHHATISGARH, GOA, MANIPUR, ORISSA, PUNJAB, TAMIL NADU, UTTARAKHAND, UTTAR PRADESH, WEST BENGAL

Note: # Previous month figures have been repeated

SC Families Assisted under SCA to SCSP & NSFDC

% Achievement of Target
During April 2013 - July 2013

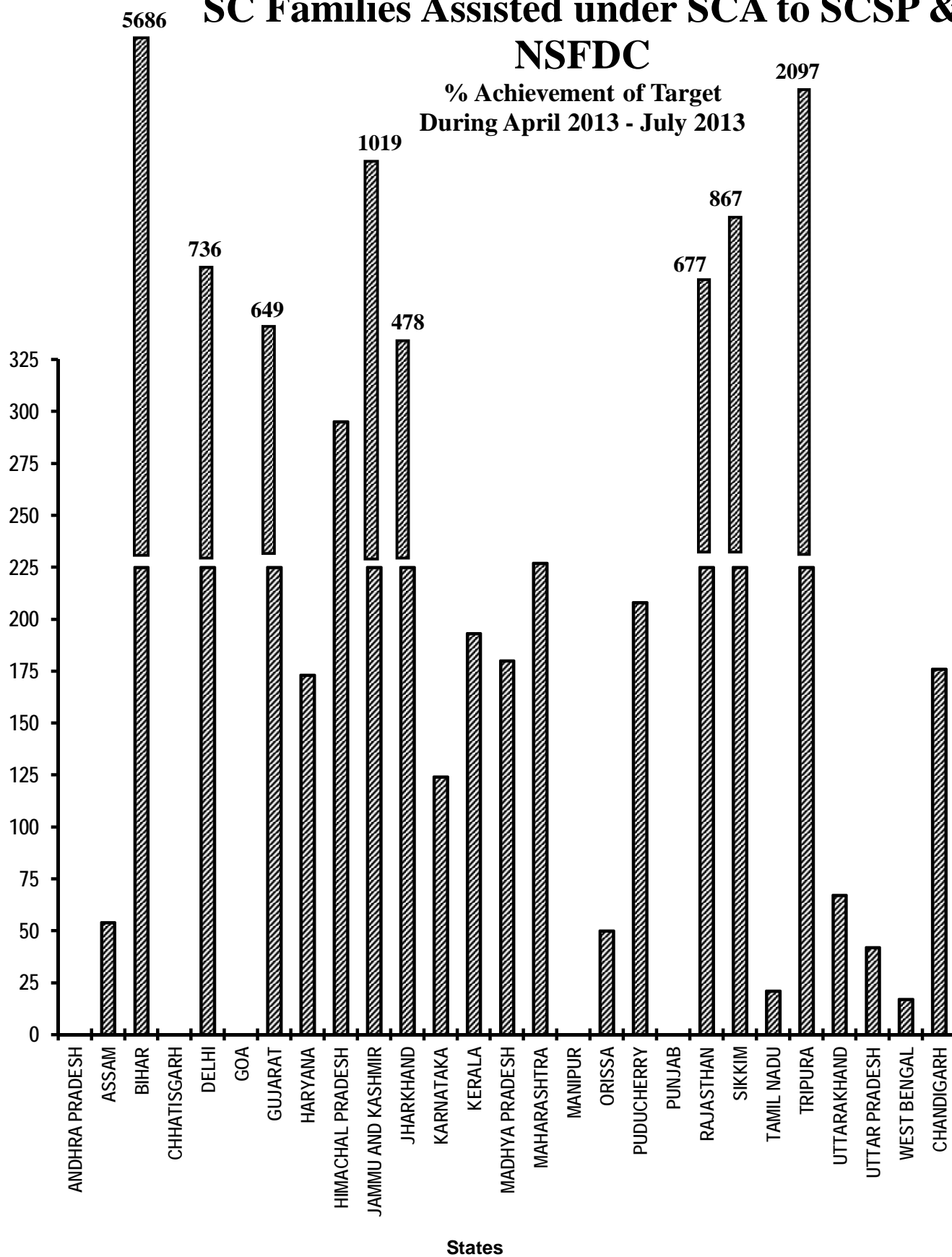


Table - 12 (B)

**SC Students Assisted under Post Matric Scholarship
(Unit: Number)**

Sl. No.	State/UT Name	Target		Achievement	Percent Achievement
		2013-2014	April,2013-July,2013	April,2013-July,2013	April,2013-July,2013
(1)	(2)	(3)	(4)	(5)	(5)/(4)
1	ANDHRA PRADESH	711017	201454	0	0
2	ASSAM	25,962	7357	0	0
3	BIHAR	142877	40481	0	0
4	CHHATISGARH	94548	26788	0	0
5	DELHI	18,725	5304	0	0
6	GOA	212	60	0	0
7	GUJARAT	109199	30940	0	0
8	HARYANA	78120	22134	0	0
9	HIMACHAL PRADESH	16,050	4548	0	0
10	JAMMU AND KASHMIR	8,429	2388	0	0
11	JHARKHAND	14,142	4008	0	0
12	KARNATAKA	330530	93649	0	0
13	KERALA	126048	35713	19666	55
14	MADHYA PRADESH	259774	73602	0	0
15	MAHARASHTRA	616660	174721	0	0
16	MANIPUR	4,757	1347	0	0
17	ORISSA	111642	31633	0	0
18	PUDUCHERRY	9,568	2711	0	0
19	PUNJAB	96936	27464	0	0
20	RAJASTHAN	297488	84290	0	0
21	SIKKIM	439	124	0	0
22	TAMIL NADU	840325	238093	28855	12
23	TRIPURA	33,454	9478	0	0
24	UTTARAKHAND	71,312	20205	0	0
25	UTTAR PRADESH	882070	249921	0	0
26	WEST BENGAL	600247	170069	0	0
27	CHANDIGARH	0	0	0	0
Grand Total		5500531	1558482	48521	3

Note: * States have not yet started furnishing the figures as per new format except Karnataka, Kerala and Tamil Nadu.

Poor:(Below 80% of targets)

KERALA and TAMIL NADU

Note: * States have not yet started furnishing the figures as per new format except Karnataka, Kerala and Tamil Nadu

Table - 13

Universalization of ICDS Scheme
ICDS Blocks Operational (Cumulative)
(Unit: Number)

Sl. No.	State/UT Name	Target		Achievement	Percent Achievement
		2013-2014	April,2013-July,2013	April,2013-July,2013	April,2013-July,2013
(1)	(2)	(3)	(4)	(5)	(5)/(4)
1	ANDHRA PRADESH	395	395	406	103
2	ARUNACHAL PRADESH	95	95	93	98
3	ASSAM	231	231	231	100
4	BIHAR	544	544	544	100
5	CHHATISGARH	220	220	220 #	100
6	DELHI	95	95	95	100
7	GOA	11	11	11	100
8	GUJARAT	336	336	336	100
9	HARYANA	148	148	148	100
10	HIMACHAL PRADESH	78	78	78	100
11	JAMMU AND KASHMIR	141	141	141	100
12	JHARKHAND	212	212	204 #	96
13	KARNATAKA	204	204	204	100
14	KERALA	258	258	258	100
15	MADHYA PRADESH	453	453	453 #	100
16	MAHARASHTRA	553	553	553	100
17	MANIPUR	42	42	42	100
18	MEGHALAYA	41	41	41	100
19	MIZORAM	27	27	27	100
20	NAGALAND	59	59	59	100
21	ORISSA	338	338	338	100
22	PUDUCHERRY	5	5	5	100
23	PUNJAB	154	154	154	100
24	RAJASTHAN	304	304	304	100
25	SIKKIM	13	13	13	100
26	TAMIL NADU	434	434	434	100
27	TRIPURA	56	56	56	100
28	UTTARAKHAND	105	105	105	100
29	UTTAR PRADESH	897	897	864	96
30	WEST BENGAL	575	575	178 #	31
31	ANDAMAN AND NICOBAR ISLANDS	5	5	5	100
32	CHANDIGARH	3	3	3	100
33	DADRA AND NAGAR HAVELI	2	2	2	100
34	DAMAN AND DIU	2	2	2	100
35	LAKSHADWEEP	9	9	9	100
Grand Total		7,045	7,045	6,616	94

Very Good:(90% or above of targets)

ANDHRA PRADESH, ARUNACHAL PRADESH, ASSAM, BIHAR, CHHATISGARH, DELHI, GOA, GUJARAT, HARYANA, HIMACHAL PRADESH, JAMMU AND KASHMIR, JHARKHAND, KARNATAKA, KERALA, MADHYA PRADESH, MAHARASHTRA, MANIPUR, MEGHALAYA, MIZORAM, NAGALAND, ORISSA, PUDUCHERRY, PUNJAB, RAJASTHAN, SIKKIM, TAMIL NADU, TRIPURA, UTTARAKHAND, UTTAR PRADESH, ANDAMAN AND NICOBAR ISLANDS, CHANDIGARH, DADRA AND NAGAR HAVELI, DAMAN AND DIU, LAKSHADWEEP

Poor:(Below 80% of targets)

WEST BENGAL

Note: # Previous month figures have been repeated

Universalization of ICDS Scheme

ICDS Blocks Operational (Cumulative)

% Achievement of Target
During Apr 2013- July 2013

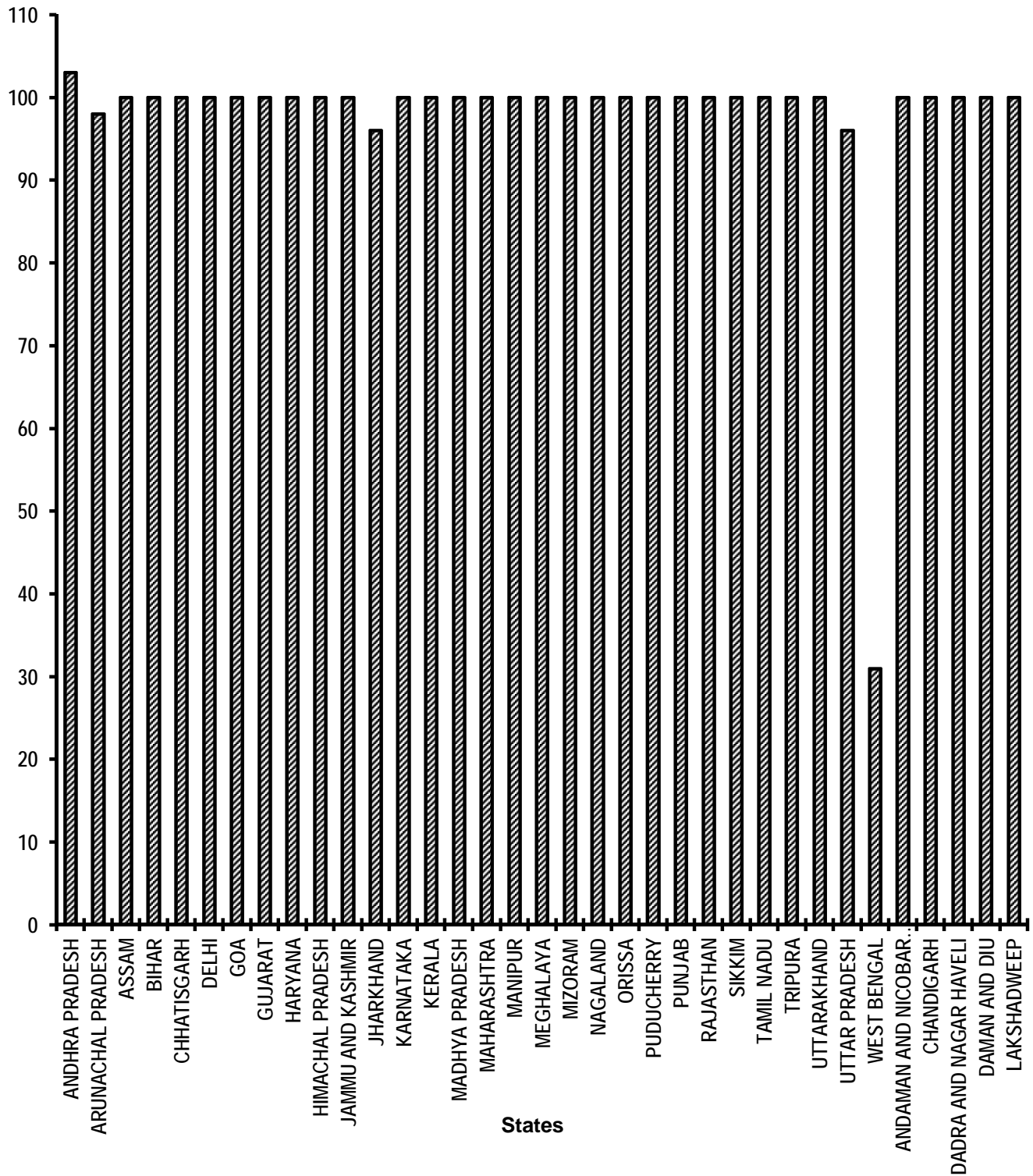


Table - 14

Functional Anganwadis
Anganwadis Functional (Cumulative)
(Unit: Number)

Sl. No.	State/UT Name	Target		Achievement	Percent Achievement
		2013-2014	April,2013-July,2013	April,2013-July,2013	April,2013-July,2013
(1)	(2)	(3)	(4)	(5)	(5)/(4)
1	ANDHRA PRADESH	90,349	90,349	90,330	100
2	ARUNACHAL PRADESH	6,107	6,107	6,028	99
3	ASSAM	62,153	62,153	62,153	100
4	BIHAR	91,793	91,793	91,677	100
5	CHHATISGARH	55,372	55,372	49634 #	90
6	DELHI	10,984	10,984	10,897	99
7	GOA	1,262	1,262	1,262	100
8	GUJARAT	50,990	50,990	51,335	101
9	HARYANA	25,727	25,727	25,833	100
10	HIMACHAL PRADESH	18,890	18,890	18,873	100
11	JAMMU AND KASHMIR	28,577	28,577	28,591	100
12	JHARKHAND	38,432	38,432	38365 #	100
13	KARNATAKA	64,518	64,518	64,516	100
14	KERALA	33,112	33,112	33,108	100
15	MADHYA PRADESH	91,575	91,575	91138 #	100
16	MAHARASHTRA	1,07,933	1,07,933	96,820	90
17	MANIPUR	10,534	10,534	9,805	93
18	MEGHALAYA	5,156	5,156	5,155	100
19	MIZORAM	1,980	1,980	1,980	100
20	NAGALAND	3,455	3,455	3,455	100
21	ORISSA	71,830	71,830	71,140	99
22	PUDUCHERRY	788	788	788	100
23	PUNJAB	26,656	26,656	26,656	100
24	RAJASTHAN	61,108	61,108	59,560	97
25	SIKKIM	1,233	1,233	1,233	100
26	TAMIL NADU	54,880	54,880	54,439	99
27	TRIPURA	9,908	9,908	9,911	100
28	UTTARAKHAND	20,487	20,487	18854 Δ	92
29	UTTAR PRADESH	1,87,899	1,87,899	1,81,227	96
30	WEST BENGAL	1,16,702	1,16,702	21187 #	18
31	ANDAMAN AND NICOBAR ISLANDS	710	710	708	100
32	CHANDIGARH	500	500	500	100
33	DADRA AND NAGAR HAVELI	267	267	268	100
34	DAMAN AND DIU	104	104	102	98
35	LAKSHADWEEP	107	107	107	100
Grand Total		13,52,078	13,52,078	12,27,635	91

Very Good:(90% or above of targets)

ANDHRA PRADESH, ARUNACHAL PRADESH, ASSAM, BIHAR, CHHATISGARH, DELHI, GOA, GUJARAT, HARYANA, HIMACHAL PRADESH, JAMMU AND KASHMIR, JHARKHAND, KARNATAKA, KERALA, MADHYA PRADESH, MAHARASHTRA, MANIPUR, MEGHALAYA, MIZORAM, NAGALAND, ORISSA, PUDUCHERRY, PUNJAB, RAJASTHAN, SIKKIM, TAMIL NADU, TRIPURA, UTTARAKHAND, UTTAR PRADESH, ANDAMAN AND NICOBAR ISLANDS, CHANDIGARH, DADRA AND NAGAR HAVELI, DAMAN AND DIU, LAKSHADWEEP

Poor:(Below 80% of targets)

WEST BENGAL

Note: # Previous month figures have been repeated

Δ State has downward revised the figure from previous month i.e.18,864 to 18,854.

Functional Anganwadis (Cumulative)

% Achievement of Target
During April 2013 - July 2013

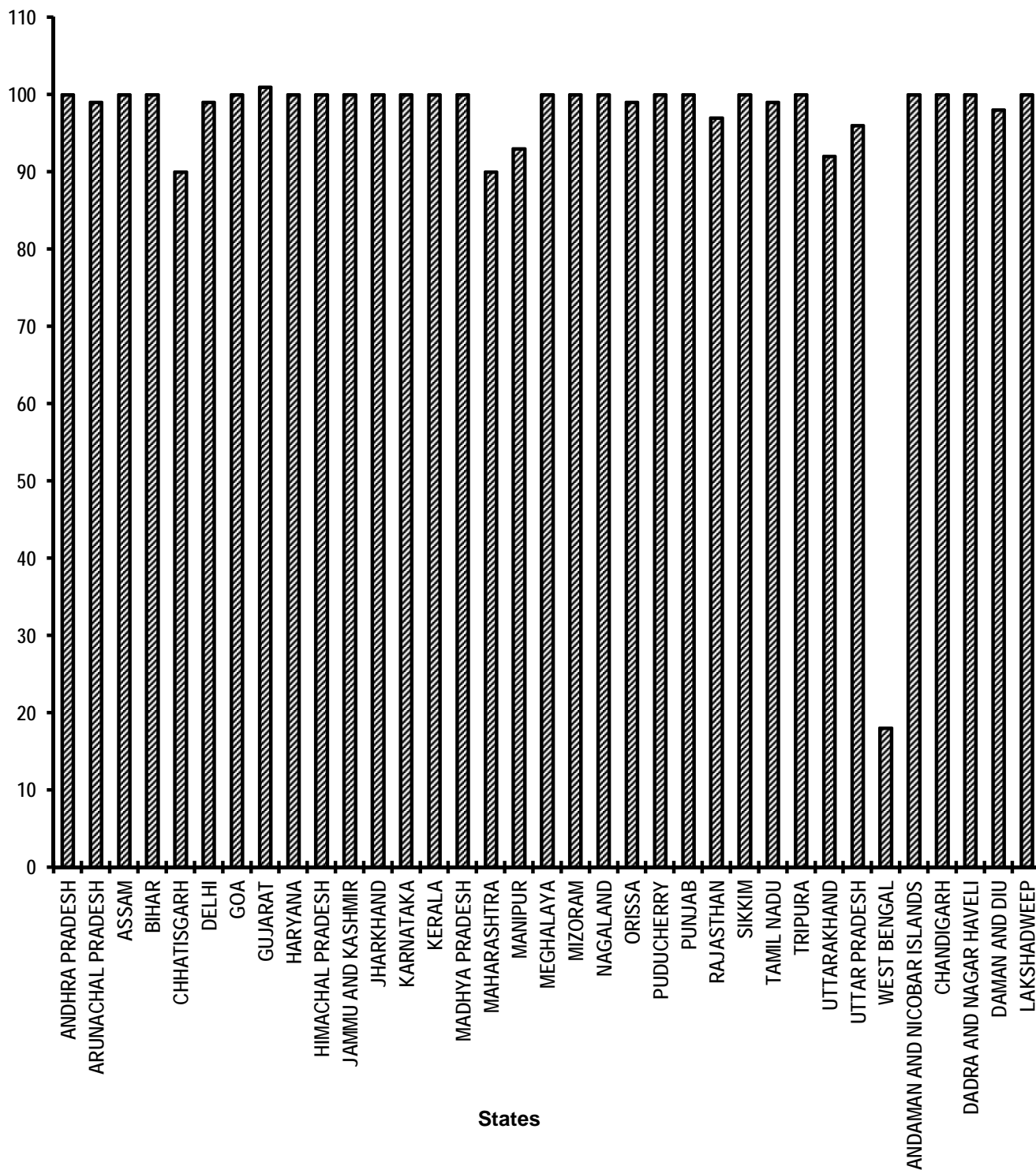


Table - 15

**No. of Urban poor families assisted under Seven Point Charter
Poor Families Assisted
(Unit: Number)**

Sl. No.	State/UT Name	Target Δ		Achievement	Percent Achievement
		2013-2014	April,2013- July,2013	April,2013- July,2013	April,2013- July,2013
(1)	(2)	(3)	(4)	(5)	(5)/(4)
1	ANDHRA PRADESH	18,750	6,249	22,142	354
2	ARUNACHAL PRADESH	338	112	0	0
3	ASSAM	2,850	949	144	15
4	BIHAR	16,500	5,500	0	0
5	CHHATISGARH	16,500	5,500	0 #	0
6	DELHI	18,750	6,249	0	0
7	GOA	52	17	0	0
8	GUJARAT	18,750	6,249	4,592	73
9	HARYANA	3,112	1,037	924	89
10	HIMACHAL PRADESH	563	187	0	0
11	JAMMU AND KASHMIR	3,750	1,249	0	0
12	JHARKHAND	7,500	2,500	1341 #	54
13	KARNATAKA	3,750	1,249	525	42
14	KERALA	7,500	2,500	2,206	88
15	MADHYA PRADESH	18,750	6,249	2614 #	42
16	MAHARASHTRA	60,000	20,000	6,403	32
17	MANIPUR	1,500	500	0	0
18	MEGHALAYA	375	125	0	0
19	MIZORAM	750	249	0	0
20	NAGALAND	1,125	374	0	0
21	ORISSA	3,375	1,125	800	71
22	PUDUCHERRY	825	274	0	0
23	PUNJAB	6,000	2,000	153	8
24	RAJASTHAN	11,250	3,749	4,634	124
25	SIKKIM	90	29	726	2,503
26	TAMIL NADU	22,500	7,500	4,346	58
27	TRIPURA	375	125	1,560	1,248
28	UTTARAKHAND	1,875	625	0	0
29	UTTAR PRADESH	22,500	7,500	811	11
30	WEST BENGAL	26,250	8,749	39455 #	451
31	ANDAMAN AND NICOBAR ISLANDS	15	4	0	0
32	CHANDIGARH	3,750	1,249	218	17
33	DADRA AND NAGAR HAVELI	30	9	0	0
Grand Total		3,00,000	99,982	93,594	94

Very Good:(90% or above of targets)

ANDHRA PRADESH, RAJASTHAN, SIKKIM, TRIPURA, WEST BENGAL

Good:(Between 80% to 90% targets)

HARYANA, KERALA

Poor:(Below 80% of targets)

ARUNACHAL PRADESH, ASSAM, BIHAR, CHHATISGARH, DELHI, GOA, GUJARAT, HIMACHAL PRADESH, JAMMU AND KASHMIR, JHARKHAND, KARNATAKA, MADHYA PRADESH, MAHARASHTRA, MANIPUR, MEGHALAYA, MIZORAM, NAGALAND, ORISSA, PUDUCHERRY, PUNJAB, TAMIL NADU, UTTARAKHAND, UTTAR PRADESH, ANDAMAN AND NICOBAR ISLANDS, CHANDIGARH, DADRA AND NAGAR HAVELI

Note: Δ Previous year targets have been repeated provisionally

Previous month figures have been repeated

No. of Urban poor families assisted under Seven Point Charter

**Poor Families Assisted
% Achievement of Target
During April 2013 - July 2013**

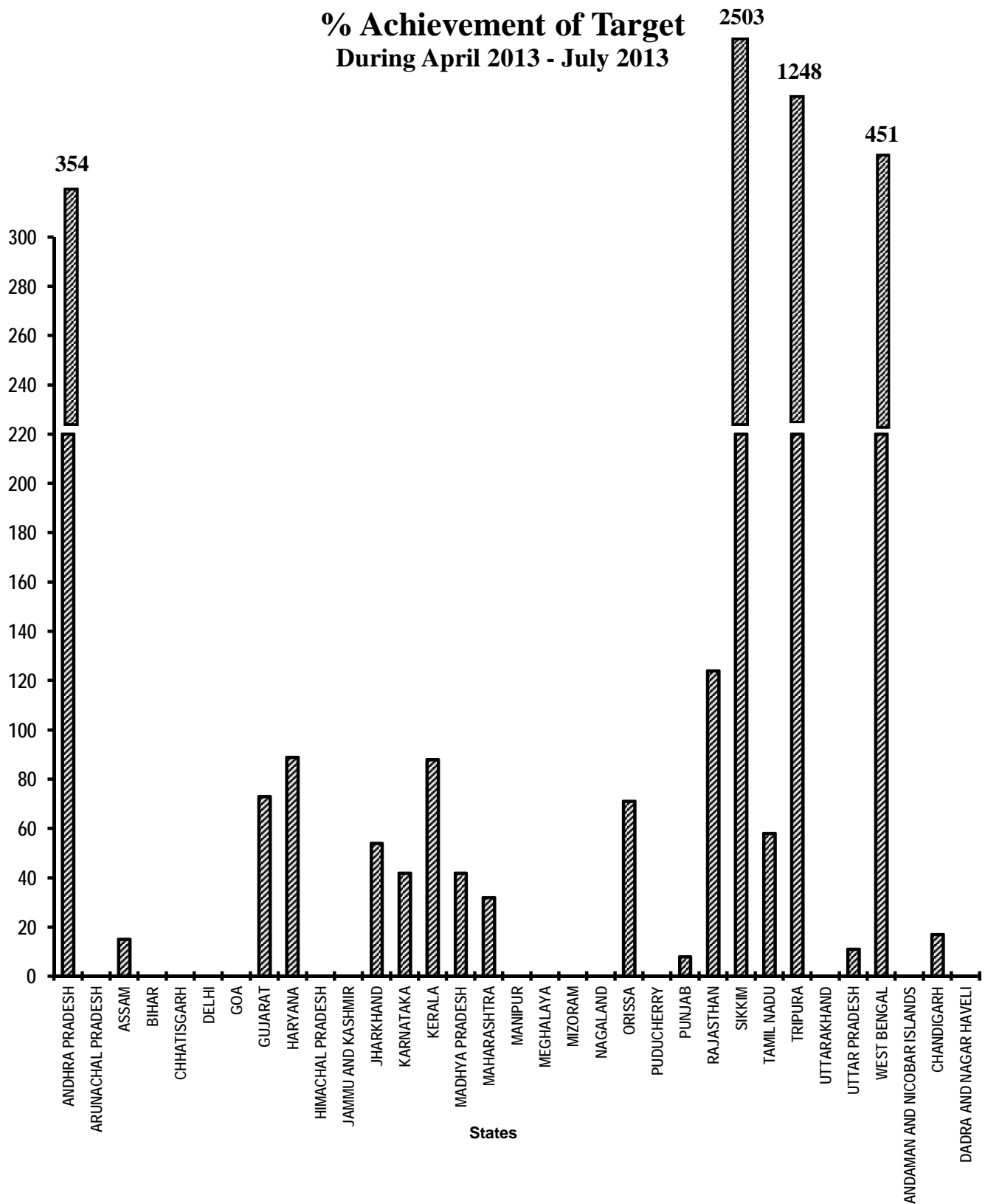


Table - 16(A)

**Afforestation (Public and Forest Lands)
Area Covered under Plantation
(Unit: Hectares)**

Sl. No.	State/UT Name	Target		Achievement	Percent Achievement
		2013-2014	April,2013-July,2013	April,2013-July,2013	April,2013-July,2013
(1)	(2)	(3)	(4)	(5)	(5)/(4)
1	ANDHRA PRADESH	3,87,760	1,29,252	87,277	68
2	ARUNACHAL PRADESH	5,760	1,920	0	0
3	ASSAM	1,180	392	0	0
4	BIHAR	21,860	7,288	22,056	303
5	CHHATISGARH	64,220	21,408	0 #	0
6	DELHI	1,220	404	161	40
7	GOA	225	73	109	149
8	GUJARAT	1,24,520	41,504	56,432	136
9	HARYANA	64,890	21,628	22,042	102
10	HIMACHAL PRADESH	25,460	8,484	6,914	81
11	JAMMU AND KASHMIR	9,050	3,016	0	0
12	JHARKHAND	22,200	7,400	125 #	2
13	KARNATAKA	79,760	26,584	68,386	257
14	KERALA	7,530	2,508	3,666	146
15	MADHYA PRADESH	1,28,370	42,788	42680 #	100
16	MAHARASHTRA	1,57,780	52,592	1,32,516	252
17	MANIPUR	11,500	3,832	2,118	55
18	MEGHALAYA	3,940	1,312	5,554	423
19	MIZORAM	5,420	1,804	5,253	291
20	NAGALAND	1,950	648	0	0
21	ORISSA	1,00,000	33,332	32,745	98
22	PUDUCHERRY	40	13	13	100
23	PUNJAB	9,700	3,232	6,890	213
24	RAJASTHAN	57,000	19,000	42,350	223
25	SIKKIM	6,160	2,052	564	27
26	TAMIL NADU	58,770	19,588	2,547	13
27	TRIPURA	20,450	6,816	11,926	175
28	UTTARAKHAND	19,920	6,640	15,484	233
29	UTTAR PRADESH	76,230	25,408	42,184	166
30	WEST BENGAL	7,940	2,644	640 #	24
31	ANDAMAN AND NICOBAR ISLANDS	1,220	404	276	68
32	CHANDIGARH	100	33	130	394
33	DADRA AND NAGAR HAVELI	220	72	0	0
34	DAMAN AND DIU	10	3	7	233
35	LAKSHADWEEP	20	6	11	183
Grand Total		14,82,375	4,94,080	6,11,056	124

Very Good:(90% or above of targets)

BIHAR, GOA, GUJARAT, HARYANA, KARNATAKA, KERALA, MADHYA PRADESH, MAHARASHTRA, MEGHALAYA, MIZORAM, ORISSA, PUDUCHERRY, PUNJAB, RAJASTHAN, TRIPURA, UTTARAKHAND, UTTAR PRADESH, CHANDIGARH, DAMAN AND DIU, LAKSHADWEEP

Good:(Between 80% to 90% targets)

HIMACHAL PRADESH

Poor:(Below 80% of targets)

ANDHRA PRADESH, ARUNACHAL PRADESH, ASSAM, CHHATISGARH, DELHI, JAMMU AND KASHMIR, JHARKHAND, MANIPUR, NAGALAND, SIKKIM, TAMIL NADU, WEST BENGAL, ANDAMAN AND NICOBAR ISLANDS, DADRA AND NAGAR HAVELI

Note: # Previous month figures have been repeated

Afforestation (Public and Forest Lands)

Area Covered under Plantation

% Achievement of Target
During April 2013 - July 2013

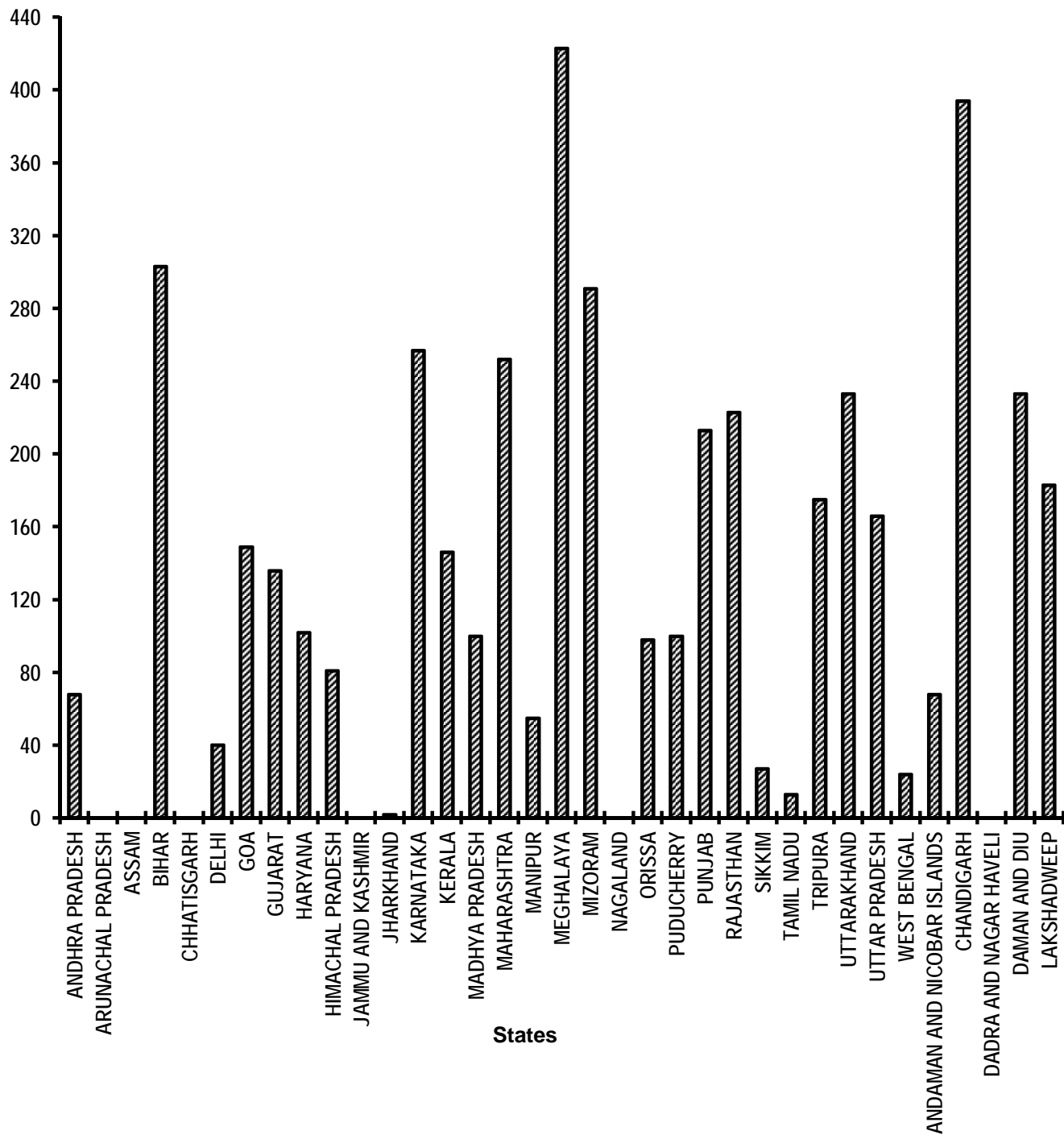


Table - 16(B)

Afforestation (Public and Forest Lands)
Seedlings planted
(Unit: Number)

Sl. No.	State/UT Name	Target		Achievement	Percent Achievement
		2013-2014	April,2013-July,2013	April,2013-July,2013	April,2013-July,2013
(1)	(2)	(3)	(4)	(5)	(5)/(4)
1	ANDHRA PRADESH	25,20,44,000	8,40,14,667	10,33,65,000	123
2	ARUNACHAL PRADESH	37,44,000	12,48,000	16,559	1
3	ASSAM	7,67,000	2,55,664	0	0
4	BIHAR	1,42,09,000	47,36,332	1,43,360	3
5	CHHATISGARH	4,17,43,000	1,39,14,332	0 #	0
6	DELHI	7,93,000	2,64,332	1,04,922	40
7	GOA	1,46,000	48,664	1,37,000	282
8	GUJARAT	8,09,38,000	2,69,79,332	3,55,05,000	132
9	HARYANA	4,21,79,000	1,40,59,666	1,83,00,000	130
10	HIMACHAL PRADESH	1,65,49,000	55,16,332	44,94,000	81
11	JAMMU AND KASHMIR	58,83,000	19,61,000	0	0
12	JHARKHAND	1,44,30,000	48,10,000	2,31,000 #	5
13	KARNATAKA	5,18,44,000	1,72,81,332	6,42,51,000	372
14	KERALA	48,95,000	16,31,664	22,36,262	137
15	MADHYA PRADESH	8,34,41,000	2,78,13,664	2,77,42,000 #	100
16	MAHARASHTRA	10,25,57,000	3,41,85,664	11,75,52,000	344
17	MANIPUR	74,75,000	24,91,664	15,65,625	63
18	MEGHALAYA	25,61,000	8,53,664	35,000	4
19	MIZORAM	35,23,000	11,74,332	32,83,724	280
20	NAGALAND	12,68,000	4,22,664	0	0
21	ORISSA	6,50,00,000	2,16,66,665	5,06,17,000	234
22	PUDUCHERRY	26,000	8,664	12,738	147
23	PUNJAB	63,05,000	21,01,664	55,12,000	262
24	RAJASTHAN	3,70,00,000	1,23,33,332	2,66,00,000	216
25	SIKKIM	40,04,000	13,34,664	3,52,000	26
26	TAMIL NADU	3,82,01,000	1,27,33,664	16,54,819	13
27	TRIPURA	1,32,93,000	44,31,000	77,52,000	175
28	UTTARAKHAND	1,29,48,000	43,16,000	1,71,08,000	396
29	UTTAR PRADESH	4,95,50,000	1,65,16,664	3,29,65,974	200
30	WEST BENGAL	51,61,000	17,20,332	10,80,000 #	63
31	ANDAMAN AND NICOBAR ISLANDS	7,93,000	2,64,332	1,84,147	70
32	CHANDIGARH	65,000	21,666	54,438	251
33	DADRA AND NAGAR HAVELI	1,43,000	47,664	0	0
34	DAMAN AND DIU	7,000	2,332	9,504	408
35	LAKSHADWEEP	13,000	4,333	6,529	151
Grand Total		96,34,98,000	32,11,65,945	52,28,71,601	163

Very Good:(90% or above of targets)

ANDHRA PRADESH, GOA, GUJARAT, HARYANA, KARNATAKA, KERALA, MADHYA PRADESH, MAHARASHTRA, MIZORAM, ORISSA, PUDUCHERRY, PUNJAB, RAJASTHAN, TRIPURA, UTTARAKHAND, UTTAR PRADESH, CHANDIGARH, DAMAN AND DIU, LAKSHADWEEP

Good:(Between 80% to 90% targets)

HIMACHAL PRADESH

Poor:(Below 80% of targets)

ARUNACHAL PRADESH, ASSAM, BIHAR, CHHATISGARH, DELHI, JAMMU AND KASHMIR, JHARKHAND, MANIPUR, MEGHALAYA, NAGALAND, SIKKIM, TAMIL NADU, WEST BENGAL, ANDAMAN AND NICOBAR ISLANDS, DADRA AND NAGAR HAVELI

Note: # Previous month figures have been repeated

Afforestation (Public and Forest Lands)

Seedlings planted

% Achievement of Target
During April 2013 - July 2013

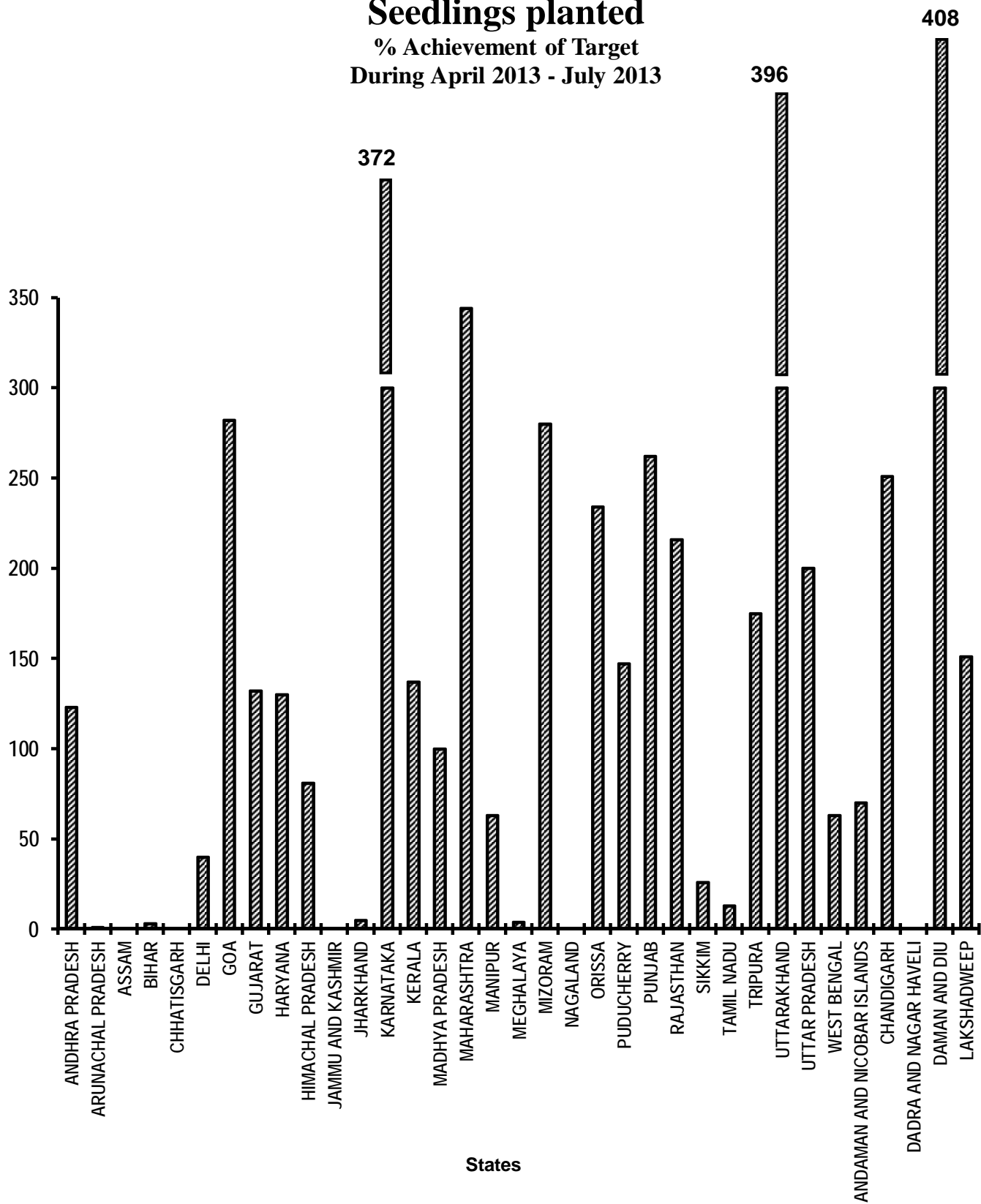


Table - 17

Rural Roads - PMGSY
Length of Road Constructed
(Unit: Kilometer)

Sl. No.	State/UT Name	Target		Achievement	Percent Achievement
		2013-2014	April,2013-July,2013	April,2013-July,2013	April,2013-July,2013
(1)	(2)	(3)	(4)	(5)	(5)/(4)
1	ANDHRA PRADESH	475	111	42	38
2	ARUNACHAL PRADESH	340	79	31 #	39
3	ASSAM	650	153	129	84
4	BIHAR	3,840	1,280	1,807	141
5	CHHATISGARH	1,900	443	372 *	84
6	GUJARAT	200	46	265	576
7	HARYANA	30	7	4	57
8	HIMACHAL PRADESH	550	128	177	138
9	JAMMU AND KASHMIR	1,285	300	202	67
10	JHARKHAND	1,880	439	370 *	84
11	KARNATAKA	90	21	117	557
12	KERALA	240	56	58	104
13	MADHYA PRADESH	3,350	782	539 *	69
14	MAHARASHTRA	440	102	212	208
15	MANIPUR	160	37	27	73
16	MEGHALAYA	40	9	9	100
17	MIZORAM	50	12	57	475
18	NAGALAND	190	44	105 *	239
19	ORISSA	3,460	808	668	83
20	PUNJAB	340	80	495	619
21	RAJASTHAN	1,580	369	640	173
22	SIKKIM	175	41	29	71
23	TAMIL NADU	685	160	0	0
24	TRIPURA	170	40	81 *	202
25	UTTARAKHAND	500	117	78	67
26	UTTAR PRADESH	2,320	542	570 #	105
27	WEST BENGAL	2,010	469	299 *	64
Grand Total		26,950	6,675	7,383	111

Very Good:(90% or above of targets)

BIHAR, GUJARAT, HIMACHAL PRADESH, KARNATAKA, KERALA, MAHARASHTRA, MEGHALAYA, MIZORAM, NAGALAND, PUNJAB, RAJASTHAN, TRIPURA, UTTAR PRADESH

Good:(Between 80% to 90% targets)

ASSAM, CHHATISGARH, JHARKHAND, ORISSA

Poor:(Below 80% of targets)

ANDHRA PRADESH, ARUNACHAL PRADESH, HARYANA, JAMMU AND KASHMIR, MADHYA PRADESH, MANIPUR, SIKKIM, TAMIL NADU, UTTARAKHAND, WEST BENGAL

Note: * The figures have been reconciled with that of Ministry of Rural Development

Previous month figures have been repeated

Rural Roads - PMGSY

Length of Road Constructed

% Achievement of Target
During April 2013 - July 2013

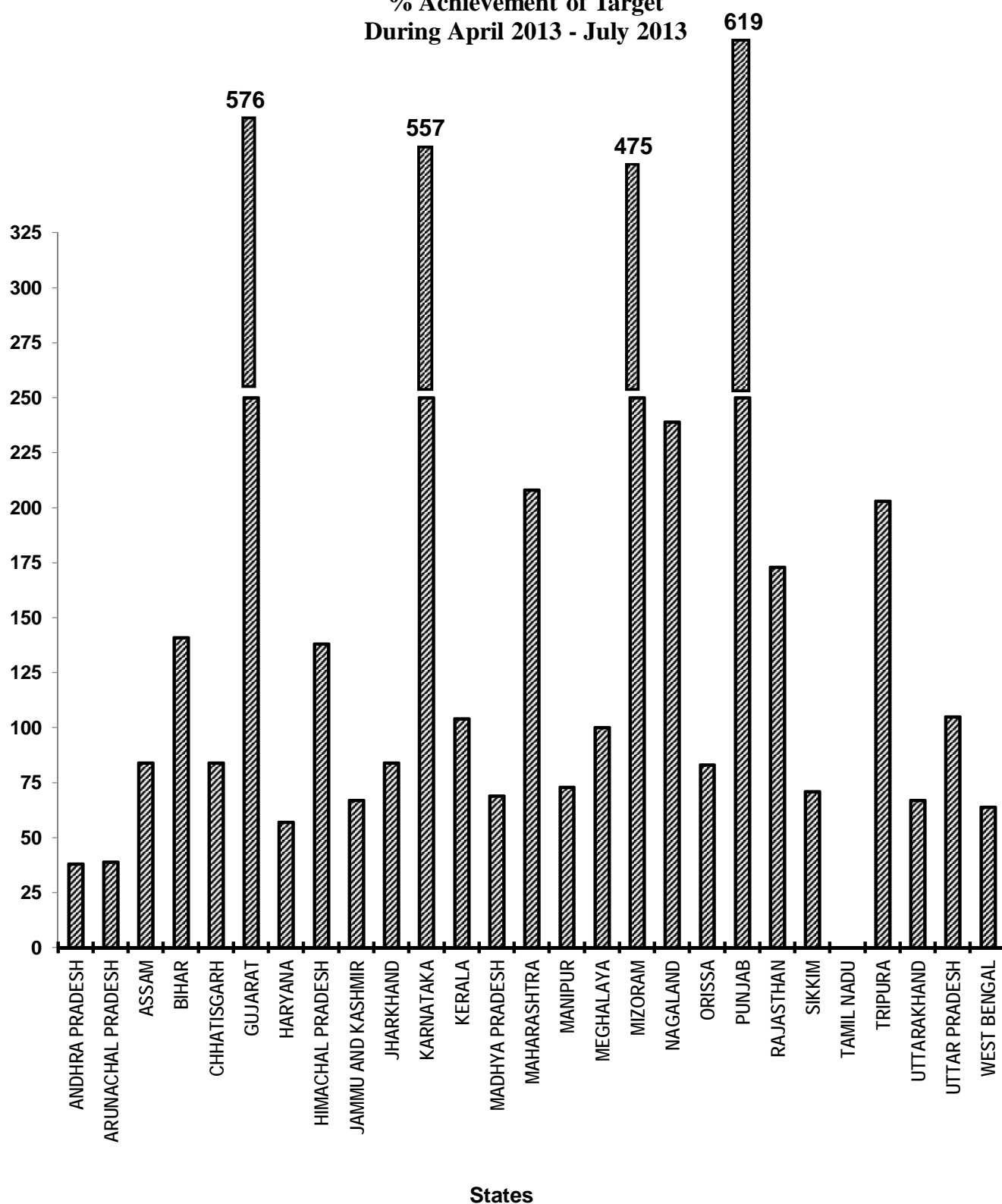


Table - 18

Rajiv Gandhi Grameen Vidyutikaran Yojana
Villages electrified
(Unit: Number)

		Target		Achievement	Percent Achievement
Sl. No.	State/UT Name	2013-2014	April,2013-July,2013	April,2013-July,2013	April,2013-July,2013
(1)	(2)	(3)	(4)	(5)	(5)/(4)
1	ARUNACHAL PRADESH	406	94	115 *	122
2	ASSAM	219	52	41	79
3	BIHAR	826	188	112 *	60
4	CHHATISGARH	525	95	30 #	32
5	HIMACHAL PRADESH	12	8	0	0
6	JAMMU AND KASHMIR	61	37	12 *	32
7	JHARKHAND	362	72	67 #	93
8	MADHYA PRADESH	45	11	340 #	3,091
9	MANIPUR	264	55	0	0
10	MEGHALAYA	212	50	26	52
11	MIZORAM	43	11	0	0
12	NAGALAND	17	7	1	14
13	ORISSA	204	43	46 *	107
14	RAJASTHAN	99	22	26	118
15	TRIPURA	1	1	0	0
16	WEST BENGAL	4	4	0 #	0
Grand Total		3,300	747	816	109

Very Good:(90% or above of targets)

ARUNACHAL PRADESH, JHARKHAND, MADHYA PRADESH, ORISSA, RAJASTHAN

Poor:(Below 80% of targets)

ASSAM, BIHAR, CHHATISGARH, HIMACHAL PRADESH, JAMMU AND KASHMIR, MANIPUR, MEGHALAYA, MIZORAM, NAGALAND, TRIPURA

Note: * The figures have been reconciled with that of Ministry of Power

Previous month figures have been repeated

Rajiv Gandhi
Grameen Vidyutikaran Yojana-RGGVY
Villages electrified
% Achievement of Target
During April 2013 - July 2013

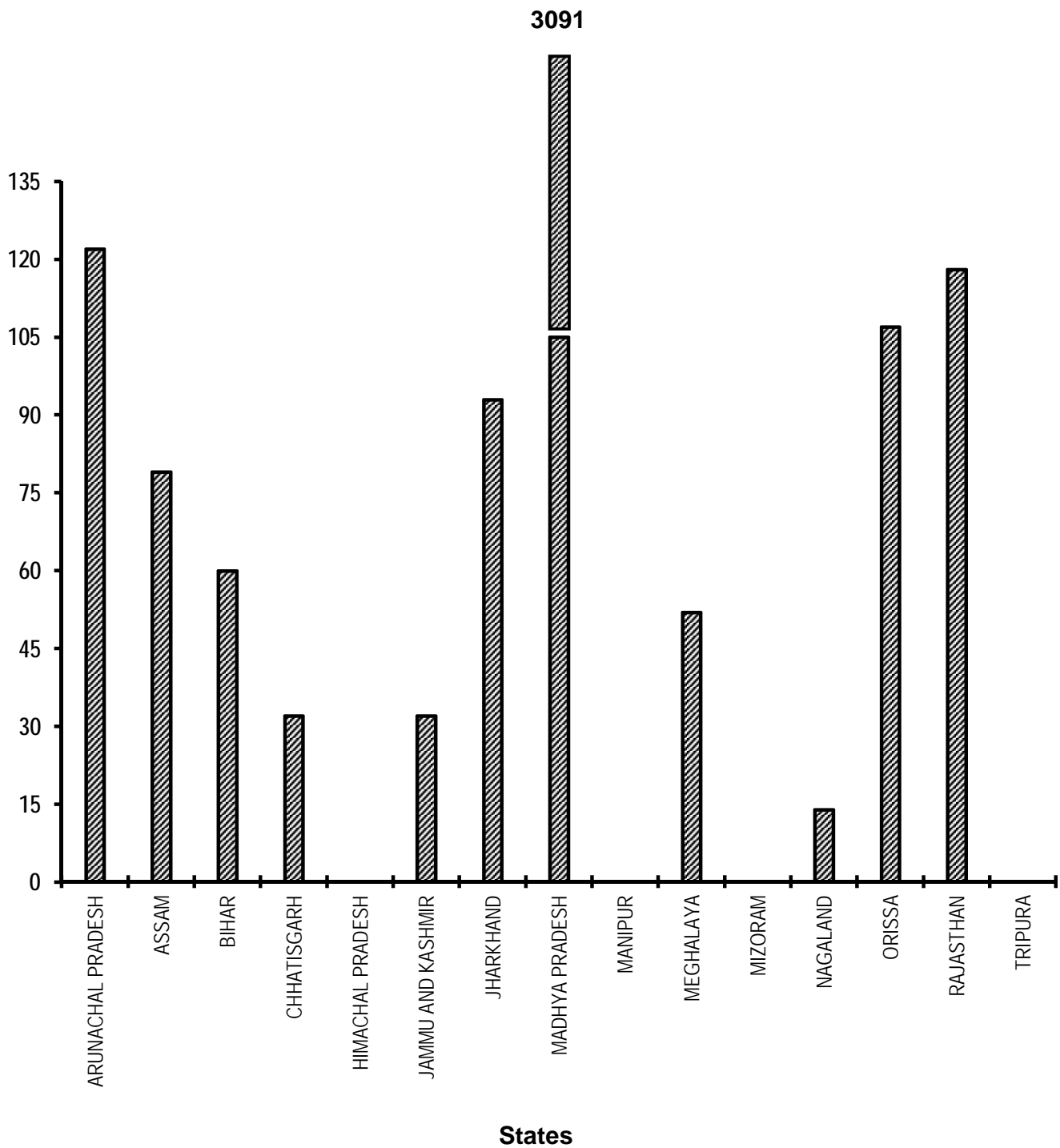


Table - 19

**Energising pump sets
Pumps sets energized
(Unit: Number)**

		Target	Achievement	Percent Achievement
Sl. No.	State/UT Name	2013-2014	April,2013-July,2013	April,2013-July,2013
(1)	(2)	(3)	(4)	(5)/(4)
1	ANDHRA PRADESH	50,000	16,666	41,306
2	BIHAR	2,764	921	1,131
3	CHHATISGARH	20,000	6,666	2138 #
4	GOA	100	33	75
5	GUJARAT Δ	44,250	14,748	22,593
6	HARYANA	19,000	6,333	7,301
7	HIMACHAL PRADESH Δ	1,215	404	662
8	JHARKHAND	22,000	7,333	500 #
9	KARNATAKA	38,602	12,866	11,925
10	KERALA	12,000	4,000	3,473
11	MADHYA PRADESH	17,237	5,745	8741 #
12	ORISSA	1,190	396	1,157
13	PUDUCHERRY	25	8	13
14	PUNJAB	60,000	20,000	10,820
15	RAJASTHAN	30,000	10,000	36,086
16	TAMIL NADU Δ	15,000	5,000	2,786
17	UTTARAKHAND	350	116	482
18	UTTAR PRADESH	22,058	7,352	3,557
19	WEST BENGAL	422	140	282 #
20	DAMAN AND DIU	25	8	0
Grand Total		3,56,238	1,18,735	1,55,028

Very Good:(90% or above of targets)

ANDHRA PRADESH, BIHAR, GOA, GUJARAT, HARYANA, HIMACHAL PRADESH, KARNATAKA, MADHYA PRADESH, ORISSA, PUDUCHERRY, RAJASTHAN, UTTARAKHAND, WEST BENGAL

Good:(Between 80% to 90% targets)

KERALA

Poor:(Below 80% of targets)

CHHATISGARH, JHARKHAND, PUNJAB, TAMIL NADU, UTTAR PRADESH, DAMAN AND DIU

Note: Δ Only 03 States have furnished the targets for the year 2013-14 and for rest of the States the targets have been repeated provisionally.

Previous month figures have been repeated

Energising Pump sets

Pumps sets energized

% Achievement of Target

During April 2013 - July 2013

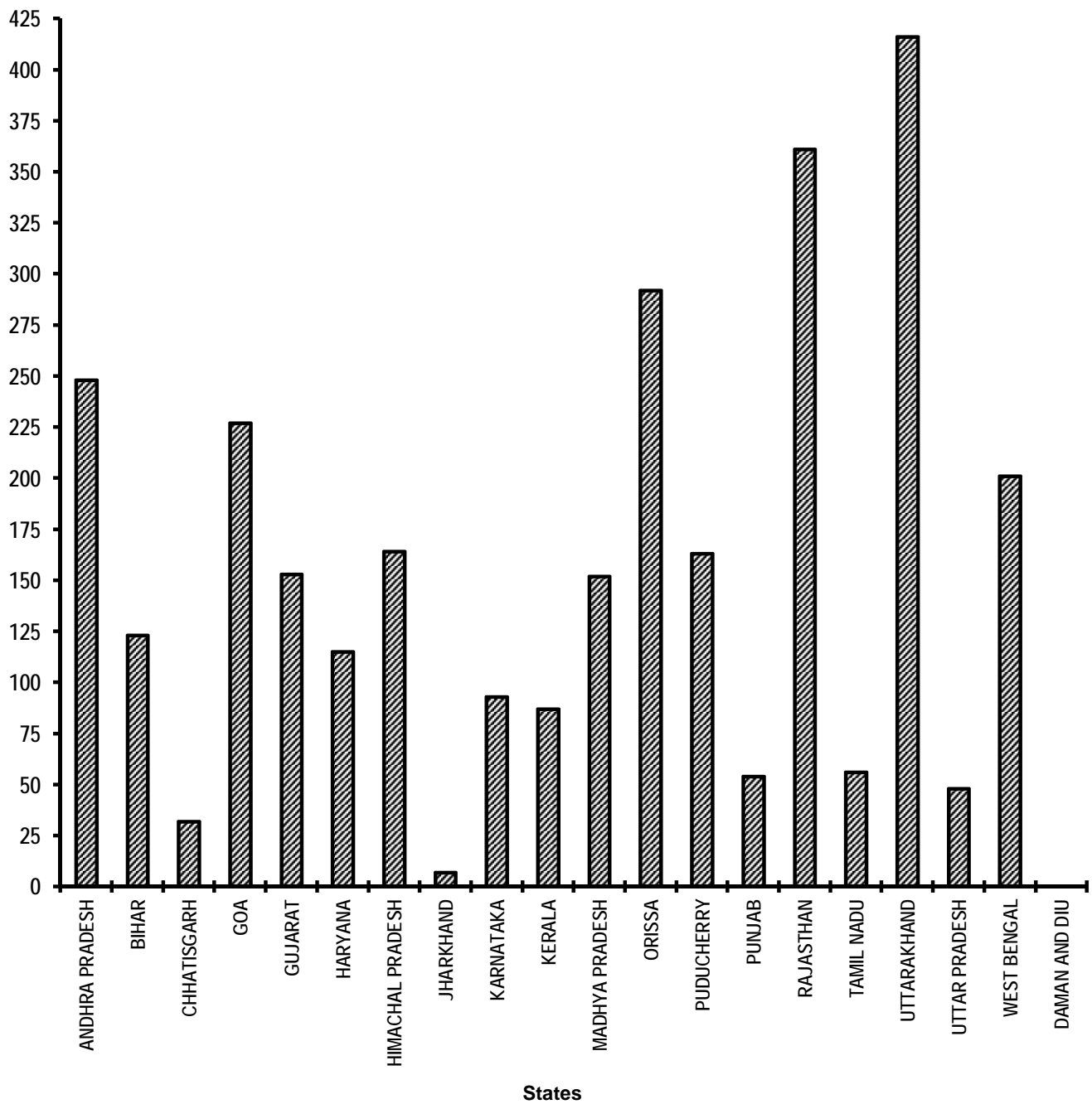


Table - 20

Supply of Electricity

Sl. No.	State/UT Name	Electricity demanded (Million Units) April,2013- July,2013	Electricity supplied (Million Units) April,2013- July,2013	Shortage observed (Million Units) April,2013- July,2013	Percentage of Electricity Supplied
(1)	(2)	(3)	(4)	(5)	(6)
1	ANDHRA PRADESH	32,844	28,369	4,475	86
2	ARUNACHAL PRADESH	168	165	3	98
3	ASSAM	2,508	2,310	198	92
4	BIHAR	5,031	4,727	304	94
5	CHHATISGARH	6,696	6,621	75	99
6	DELHI	10,442	10,401	41	100
7	GOA	1,204	1,191	13	99
8	GUJARAT	32,265	32,262	3	100
9	HARYANA	16,150	16,034	116	99
10	HIMACHAL PRADESH	3,169	3,133	36	99
11	JAMMU AND KASHMIR	5,042	3,759	1,283	75
12	JHARKHAND	2,362	2,282	80	97
13	KARNATAKA	20,939	18,100	2,839	86
14	KERALA	7,070	6,716	354	95
15	MADHYA PRADESH	14,955	14,946	9	100
16	MAHARASHTRA	42,383	41,653	730	98
17	MANIPUR	186	179	7	96
18	MEGHALAYA	561	501	60	89
19	MIZORAM	139	136	3	98
20	NAGALAND	191	188	3	98
21	ORISSA	8,611	8,471	140	98
22	PUDUCHERRY	833	826	7	99
23	PUNJAB	19,434	18,861	573	97
24	RAJASTHAN	18,133	18,061	72	100
25	SIKKIM	128	128	0	100
26	TAMIL NADU	32,778	29,965	2,813	91
27	TRIPURA	394	377	17	96
28	UTTARAKHAND	4,059	3,906	153	96
29	UTTAR PRADESH	32,750	28,143	4,607	86
30	WEST BENGAL	15,508	15,469	39	100
31	ANDAMAN AND NICOBAR ISLANDS	80	60	20	75
32	CHANDIGARH	624	624	0	100
33	DADRA AND NAGAR HAVELI	1,776	1,776	0	100
34	DAMAN AND DIU	763	763	0	100
35	LAKSHADWEEP	16	16	0	100
Grand Total		3,40,192	3,21,119	19,073	94

Very Good:(90% or above of targets)

ARUNACHAL PRADESH, ASSAM, BIHAR, CHHATISGARH, DELHI, GOA, GUJARAT, HARYANA, HIMACHAL PRADESH, JHARKHAND, KERALA, MADHYA PRADESH, MAHARASHTRA, MANIPUR, MIZORAM, NAGALAND, ORISSA, PUDUCHERRY, PUNJAB, RAJASTHAN, SIKKIM, TAMIL NADU, TRIPURA, UTTARAKHAND, WEST BENGAL, CHANDIGARH, DADRA AND NAGAR HAVELI, DAMAN AND DIU, LAKSHADWEEP

Good:(Between 80% to 90% targets)

ANDHRA PRADESH, KARNATAKA, MEGHALAYA, UTTAR PRADESH

Poor:(Below 80% of targets)

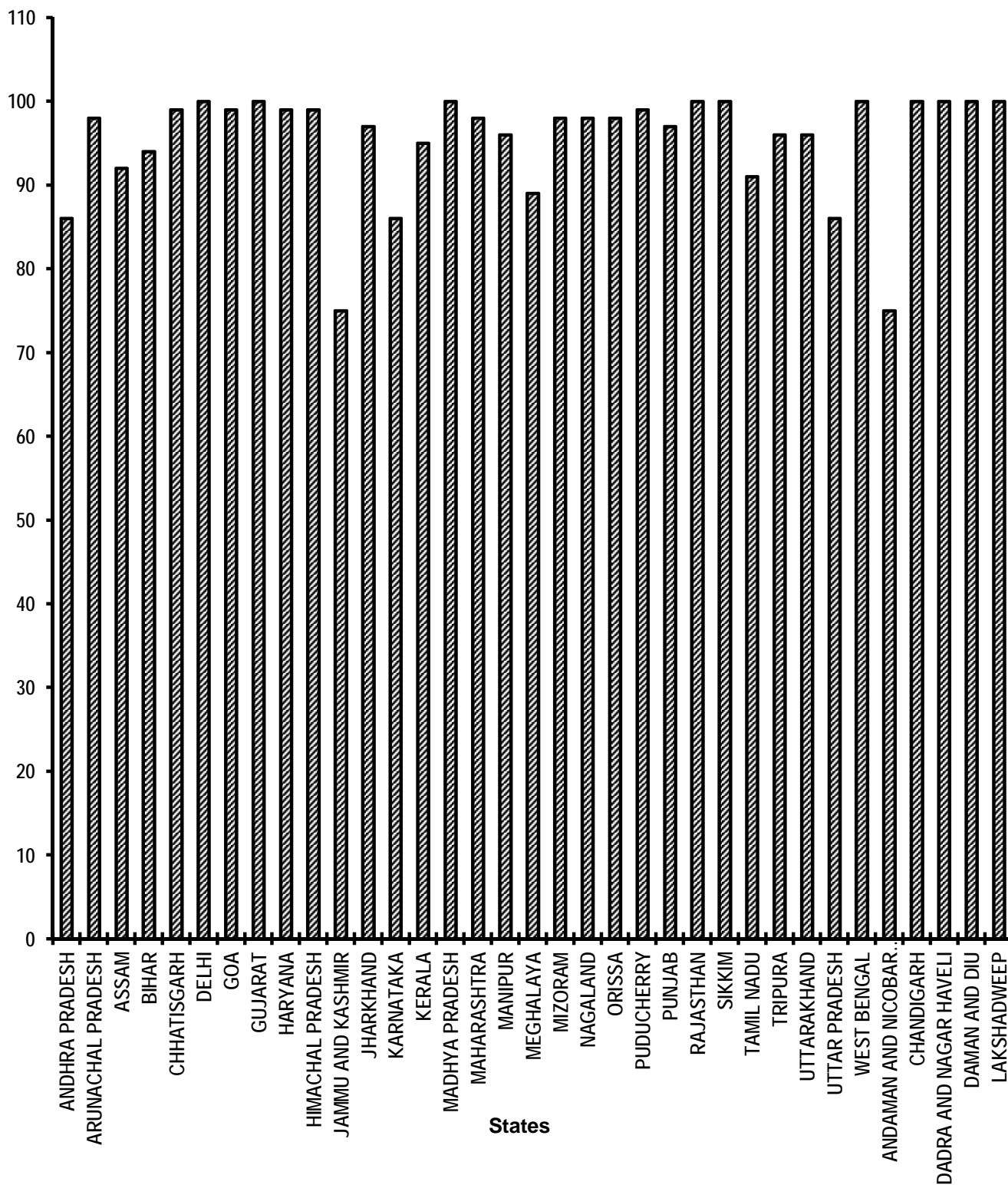
JAMMU AND KASHMIR, ANDAMAN AND NICOBAR ISLANDS

Supply of Electricity

Electricity supplied

% Achievement of Target

During April 2013 - July 2013



Annexure -I**LISTOF ITEMS COVERED UNDER (TPP) - 2006**

Point No.	Item No.	Name of the Points/Items
I.		Garibi Hatao [Poverty Eradication]
		Rural Areas
	1.	Employment generation under the <i>Mahatma Gandhi National Rural Employment Guarantee Act (MGNREGA)</i>
	2.	Swaranjayanti Gram Swarojgar Yojana (SGSY)
	3.	Rural Business Hubs in Partnership with Panchayats
	4.	Self help Groups
		Urban Areas
	5.	Swaranjayanti Shehari Rojgar Yojana
II.		Jan Shakti (Power to People)
	6.	Local Self Government (Panchayati Raj and Urban Local Bodies) <ul style="list-style-type: none"> - Activity Mapping for devolution of functions - Budget Flow of Funds - Assignment of Functionaries
	7.	Quick and Inexpensive Justice – Gram Nyayalayas and Nyaya Panchayats.
	8.	District Planning Committees.
III.		Kisan Mitra [Support to Farmers]
	9.	Water shed development
	10.	Marketing and infrastructural support to farmers
	11.	Irrigation facilities (including minor and micro irrigation) for agriculture
	12.	Credit to farmers
	13.	Distribution of waste land to the landless
IV.		Shramik Kalyan [Labour Welfare]
	14.	Social Security for Agricultural and Unorganised Labour
	15.	Minimum Wages Enforcement (including Farm Labour)
	16.	Prevention of Child Labour
	17.	Welfare of Women Labour
V.		Khadya Suraksha [Food Security]
	18.	Food Security: <ul style="list-style-type: none"> (i) Targeted Public Distribution system, (ii) Antyodaya Anna Yojana, (iii) Establishing Grain banks in chronically food scarcity areas
VI.		Subke Liye Aawas [Housing for All]
	19	Rural Housing - Indira Awaas Yojana
	20.	EWS/LIG Houses in Urban Areas

Contd.....

Point No.	Item No.	Name of the Points/Items
VII.		Shudh Peya Jal [Clean Drinking Water]
	21.	Rural Areas. - National Rural Drinking Water Programme-(<i>NRDWP</i>)
	22.	Urban Areas: - Accelerated Urban Water Supply Programme
VIII.		Jan Jan Ka Swasthya [Health for All]
	23.	Control and prevention of major diseases: (a) HIV/AIDS (b) TB (c) Malaria (d) Leprosy (e) Blindness
	24.	National Rural Health Mission
	25.	Immunisation of Children
	26.	Sanitation Programme in - Rural Areas - Urban areas
	27.	Institutional Delivery
	28.	Prevention of Female Foeticide
	29.	Supplementary nutrition for Mothers and Children
	30.	Two Child norms
IX.		Sabke Liye Shiksha [Education for All]
	31.	Sarv Shiksha Abhiyan - Compulsory Elementary Education
	32.	Mid Day Meal Scheme
X.		Anusuchit Jaati, Jan Jaati, Alp-sankhyak evam Anya Pichhra Varg Kalyan [Welfare of Scheduled Castes, Scheduled Tribes, Minorities and OBCs]
	33.	SC Families Assisted
	34.	Rehabilitation of Scavengers
	35.	ST Families Assisted
	36.	Rights of Forest dwellers – Owners of minor forest produce
	37.	Particularly Vulnerable Tribal Groups (PTGs)
	38.	No alienation of Tribal lands
	39.	Implementation of Panchayats (Extension to Scheduled Areas) Act [PESA]
	40.	Welfare of Minorities
	41.	Professional education among all minority communities
	42.	Reservation of OBCs in - Education - Employment
XI.		Mahila Kalyan [Women Welfare]
	43.	Financial Assistance for Women Welfare
	44.	Improved participation of women in (a) Panchayats (b) Municipalities (c) State Legislatures (d) Parliament

Contd.....

Point No.	Item No.	Name of the Points/Items
XII.		Bal Kalyan (Child Welfare)
	45.	Universalisation of ICDS Scheme
	46.	Functional Anganwadis
XIII.		Yuva Vikas [Youth Development]
	47.	Sports for all in Rural and Urban areas
	48.	Rashtriya Sadbhavana Yojana
	49.	National Service Scheme (NSS)
XIV.		Basti Sudhar [Improvement of Slums]
	50.	Number of Urban poor families assisted under seven point charter viz. land tenure, housing at affordable cost, water, sanitation, health, education, and social security.
XV.		Paryavaran Sanrakshan evam Van Vridhi [Environment Protection and Afforestation]
	51.	Afforestation (a) Area Covered under Plantation on - Public and Forest Lands (b) Number of Seedlings planted on -Public and Forest Lands
	52.	Prevention of pollution of Rivers and water bodies
	53.	Solid and liquid waste management in - Rural Areas - Urban Areas
XVI.		Samajik Suraksha [Social Security]
	54.	Rehabilitation of handicapped and orphans.
	55.	Welfare of the aged
XVII.		Grameen Sadak [Rural Roads]
	56.	Rural Roads - PMGSY
XVIII.		Grameen Oorja [Energization of Rural Area]
	57.	Bio-diesel Production
	58.	Rajiv Gandhi Grameen Vidyutikaran Yojana
	59.	Renewable Energy
	60.	Energising Pump sets
	61.	Supply of Electricity
	62.	Supply of Kerosene and LPG
XIX.		Pichhara Kshetra Vikas [Development of Backward Areas]
	63.	Backward Regions Grants Fund (BRGF)
XX.		e- Shasan [IT enabled e-Governance]
	64.	Central and State Governments
	65.	Panchayats and Municipalities

ABBREVIATIONS USED

AAV	Antyodaya Anna Yojana
NRDWP	National Rural Drinking Water Programme
DDRS	Deen Dayal Rehabilitation Scheme
EWS	Economically Weaker Section
IAY	Indira Awaas Yojana
ICDS	Integrated Child Development Scheme
LIG	Low Income Group
MWE	Minimum Wages Enforcement
NC	Not Covered
NREGS	National Rural Employment Guarantee Scheme
PC	Partially Covered
PMGSY	Prime Minister Grameen Sadak Yojana
SC	Scheduled Caste
RGGVY	Rajiv Gandhi Grameen Vidyutikaran Yojana
SGRY	Sampoorna Grameen Rojgar yojana
SGSY	Swaranjanati Gram Swarojgar Yojana
SHG	Self Help Groups
ST	Scheduled Tribe
TPDS	Targeted Public Distribution system