

TWENTY POINT PROGRAMME-2006
PROGRESS REPORT
FOR
APRIL - JUNE 2013



GOVERNMENT OF INDIA
MINISTRY OF STATISTICS AND PROGRAMME IMPLEMENTATION
SARDAR PATEL BHAWAN, SANSAD MARG,
NEW DELHI-110 001

Website: www.mospi.gov.in

CONTENTS

		Page No.
I.	Introduction	i
II.	List of Twenty Points	ii
III.	List of Monthly Monitored Items	iii
IV.	Status of receipt of targets for Monthly Monitored items	iv
V.	List of items /parameters identified for appraisal	vii
VI.	List of items under TPP-2006 yet to be operationalised	viii

PART-I Overall Performance Analysis

VII.	Progress Report	1
VIII.	Highlights of Performance	2
	Table - A: All India Performance	6
	Table - B : State-wise Performance	7
	Table - C : State -wise and Item-wise Performance	12

PART- II Performance Tables

Table No.	Description of Item	
1	Employment Generation - <i>MGNREG</i> Scheme	22
2(A)	Swaranjayanti Gram Swarajgar Yojana (SGSY)	23
2(B)	SC, ST, Women and Disabled Swarozgaries assisted under SGSY	25
3(A)	SHG formed under SGSY	26
3(B)	SHG to whom income generating activities provided	27
4(A)	Distribution of Waste Land to the Landless	29
4(B)	Waste Land distributed to SC, ST and others	30
5(A)	Minimum Wages Enforcement (including Farm Labour)	31
	(i) Inspections made (ii) Irregularities detected	
	(iii) Irregularities rectified	
5(B)	Minimum Wages Enforcement (including Farm Labour)	32
	(i) Claims Filed (ii) Claims Settled	
5(C)	Minimum Wages Enforcement (including Farm Labour)	33
	(i) Prosecution cases pending (ii) Prosecution cases filed	
	(iii) Prosecution cases decided	
6(A)	<i>Food Security</i> : Targeted Public Distribution System (TPDS) for AAY, APL & BPL,	34
6(B)	<i>Food Security</i> : TPDS for Antyodaya Anna Yojana (AAY) only	36
6(C)	<i>Food Security</i> : TPDS for Below Poverty Line (BPL) only	38
7	Rural Housing : Indira Awaas Yojana (IAY)	40

Contd...

Table No.	Description of Item	Page No.
8	EWS/LIG Houses in Urban Areas	42
9	<i>National Rural Drinking Water Programme (NRDWP)</i>	
9(A)	Coverage of Habitations (Partially Covered & Slipped back)	44
9(B)	Coverage of Water Quality Affected Habitations	46
10	Sanitation Programme in Rural Areas	48
11	Institutional Delivery	49
12 (A)	SC Families assisted under SCA to SCSP & NSFDC	50
12 (B)	SC Students assisted under Post-Matric Scholarship	52
13	Universalization of ICDS Scheme	53
14	Functional Anganwadis	55
15	Number of Urban Poor Families assisted under Seven Point Charter	57
16(A)	Afforestation- Area Covered under Plantation (Public and Forest Lands)	59
16(B)	<i>Afforestation:</i> Seedlings Planted (Public and Forest Lands)	61
17	Rural Roads Constructed under (PMGSY)	63
18	Village electrified under Rajiv Gandhi Grameen Vidyutikaran Yojana (RGGVY)	65
19	Energising Pump sets	67
20	Supply of Electricity	69
Annexures		
Annexure – I : List of 65 items to be monitored under TPP-2006		71-73
Annexure – II : Abbreviations used		74

Twenty Point Programme – 2006

An Introduction

The Twenty Point Programme (TPP) was launched by the Government of India in the year 1975 and was restructured in 1982, 1986 and again in 2006. The restructured programme, known as Twenty Point Programme (TPP) – 2006, became operational with effect from 1st April 2007. The programme is meant to give a thrust to schemes relating to poverty alleviation, employment generation in rural areas, housing, education, family welfare & health, protection of environment and many other schemes having a bearing on the quality of life, especially in the rural areas.

2. The programmes and schemes under the TPP-2006 are in line with the priorities contained in the Millennium Development Goals (MDGs) of the United Nations and SAARC Social Charter. The original nomenclature, namely the Twenty Point Programme, which has been in existence for more than three decades and carries the stamp of familiarity among the people and administrative agencies, has been retained.

3. Twenty Point Programme (TPP) – 2006 originally consisted of 20 Points (**Appendix-1**) and 66 items being monitored individually by Central Nodal Ministries concerned. Up to 2007-08, out of 66 items, 22 items were monitored on monthly basis. From 1st April 2008 *Sampoorna Grameen Rojgar Yojana* (SGRY) has been merged with another item namely *National Rural Employment Guarantee Act* which has now been renamed as *Mahatma Gandhi National Rural Employment Guarantee Act* from 31st December 2009. Therefore, SGRY has been dropped from the list of 66 items and only 65 items are now monitored under TPP-2006 (since 2008-09). The list of 65 items is enclosed at **Annexure-I**.

4. Out of 65 items, 20 items are being monitored on monthly basis during the period 2013-14 against the targets fixed at the beginning of financial year by the Central Nodal Ministries and State Governments (information in respect of 16 items is being collected from various States/ UTs and for remaining 4 items from the concerned Central Nodal Ministries) (**Appendix-2&3**). The remaining items under TPP-2006 are being monitored on annual basis as the information in respect of these items is made available by the concerned Central Nodal Ministries only on annual basis. These 65 items consist of 162 identified parameters. However, for the purpose of monthly performance, 19 identified parameters have been taken (**Appendix-4**).

5. Some of the schemes/programmes are yet to be operationalised by the Central Nodal Ministries concerned. These items will be monitored only after the schemes come into existence and their frequency of monitoring will also be decided later. The details of such items are available at **Appendix-5**.

6. The monitoring mechanism for TPP-2006 has been widened by including Block level monitoring in addition to District, State and Central level monitoring. Most of the States/Union Territories have constituted Block, District and State level monitoring committees. At the Centre, the progress of individual items is monitored and reviewed by the Departments/Ministries concerned. The Ministry of Statistics & Programme Implementation (MOSPI) monitors the programme/ schemes covered under TPP-2006 on the basis of performance reports received from State Governments and Central Nodal Ministries.

Twenty Point Programme – 2006

List of Twenty Points

1. Garibi Hatao [Poverty Eradication]
2. Jan Shakti [Power to People]
3. Kisan Mitra [Support to Farmers]
4. Shramik Kalyan [Labour Welfare]
5. Khadya Suraksha [Food Security]
6. Subke Liye Aawas [Housing for All]
7. Shudh Peya Jal [Clean Drinking Water]
8. Jan Jan Ka Swasthya [Health for All]
9. Sabke Liye Shiksha [Education for All]
10. Anusuchit Jaati, Jan Jaati, Alp-sankhyak evam Anya Pichhra
Varg Kalyan [Welfare of Scheduled Castes, Scheduled Tribes,
Minorities and OBCs]
11. Mahila Kalyan [Women Welfare]
12. Bal Kalyan [Child Welfare]
13. Yuva Vikas [Youth Development]
14. Basti Sudhar [Improvement of Slums]
15. Paryavaran Sanrakshan evam Van Vridhi
[Environment Protection and Afforestation]
16. Samajik Suraksha [Social Security]
17. Grameen Sadak [Rural Roads]
18. Grameen Oorja [Energization of Rural Area]
19. Pichhara Kshetra Vikas [Development of Backward Areas]
20. e- Shasan [IT enabled e-Governance]

Twenty Point Programme – 2006

Monthly Monitored Items

1. Employment Generation under *Mahatma Gandhi National Rural Employment Guarantee Scheme (MGNREGA)*
2. Swaranjayanti Gram Swarojgar Yojana (SGSY)
3. ***Self help Groups:***
 - (i) Self help Groups formed under SGSY
 - (ii) SHGs to whom income generating activities provided under SGSY
4. Distribution of Waste land to landless
5. Minimum Wages Enforcement (including Farm Labour)
6. ***Food Security:***
 - (i) Targeted Public Distribution System (TPDS) for AAY, APL& BPL,
 - (ii) TPDS for Antyodaya Anna Yojana (AAY) only
 - (iii) TPDS for Below Poverty Line (BPL) only
7. Rural Housing for Indira Awaas Yojana (IAY)
8. EWS/LIG Houses in Urban Areas
9. ***Rural Areas-*** National Rural Drinking Water Programme- (NRDWP)
 - (i) Coverage of Habitations (Partially Covered & Slipped back)- (*NRDWP*)
 - (ii) Coverage of Water Quality Affected Habitations – (*NRDWP*)
10. Sanitation Programme in Rural Areas
11. Institutional Delivery
12. SC Families assisted
13. Universalisation of ICDS Scheme
14. Functional Anganwadis
15. Number of Urban Poor Families assisted under Seven Point Charter viz. land tenure, housing at affordable cost, water, sanitation, health, education, and social security.
16. ***Afforestation:***
 - (a) Area covered under Plantation on - Public and Forest Lands
 - (b) Number of Seedlings planted on -Public and Forest Lands
17. Rural Roads constructed under Prime Minister Grameen Sadak Yojana (PMGSY)
18. Village electrified under Rajiv Gandhi Grameen Vidyutikaran Yojana (RGGVY)
19. Energising Pump sets
20. Supply of Electricity

STATUS OF RECEIPT OF TARGETS FOR MONTHLY MONITORED ITEMS UNDER TPP-2006

Item No.	Name of the item	Parameter	Parameters/ indicators	Whether State-wise targets fixed by the concerned Administrative Ministries	Whether targets have been received	Nodal Ministry
1	Employment Generation under Mahatma Gandhi National Rural Employment Guarantee Scheme	-	(i) No. of job card issued (ii) Employment generated (iii) Wages given	Targets not fixed * by Administrative Ministry	-	Ministry of Rural Development
2	Swaranjayanti Gram Swarojgar Yojana (SGSY)	1	Individual Swarozgaries Assisted (i) Total (ii) SC (iii) ST (iv) Women (v) Disabled person	Targets not received from Administrative Ministry. Previous year targets have been adopted	No	-do-
3	Self Help Groups	2	SHGs under SGSY - SHG formed - SHG to whom income generating activities provided	Targets not fixed * by Administrative Ministry Targets not received from Administrative Ministry. Previous year targets have been adopted	- No	-do- -do-
4	Distribution of Waste land to the landless	-	Waste Land distributed (i) Total (ii) SC (iii) ST (iv) Others	Targets not fixed * by Administrative Ministry	-	-do-
5	Minimum Wages Enforcement (including Farm Labour)	-	(a) Agriculture and Farm workers (i) Inspections made (ii) Irregularities detected (iii) Irregularities rectified (iv) Claims filed (v) claims settled (vi) Prosecution cases pending (vii) Prosecution cases filed (viii) Prosecution cases decided (b) others	Targets not fixed * by Administrative Ministry	-	Ministry of Labour & Employment

Item No.	Name of the item	Parameter	Parameters/ indicators	Whether State-wise targets fixed by the concerned Administrative Ministries	Whether targets have been received	Nodal Ministry
6	Food Security: (i) Targeted Public Distribution System (AAY+APL+BPL) (ii) Antyodaya Anna Yojana (AAY) (iii) Below Poverty Line (BPL)	3 4 5	Allocation of Food Grains to States/UTs Allocation of Food Grains to States/UTs Allocation of Food Grains to States/UTs	Targets fixed & received from Administrative Ministry -do- -do-	Yes Yes Yes	Ministry of Consumer Affairs, Food & Public Distribution -do- -do-
7	Rural Housing - Indira Awaas Yojana (IAY)	6	Houses constructed	Targets fixed & received from Administrative Ministry	Yes	Ministry of Rural Development
8	EWS/LIG Houses in Urban Areas	7	Houses constructed	Targets not received from Administrative Ministry. Previous year targets have been adopted	No	M/o Housing and Urban Poverty Alleviation
9	Rural Areas - National Rural Drinking Water Programme -(NRDWP)	8 9	(i) Coverage of Habitations (Partially Covered & Slipped back)- (NRDWP) (ii) Coverage of water quality affected habitations – (NRDWP)	Targets fixed & received from Administrative Ministry -do-	Yes Yes	Ministry of Drinking Water and Sanitation -do-
10.	Sanitation Programme in Rural Areas	-	Individual Household latrines constructed	Targets not fixed * by Administrative Ministry	-	Ministry of Drinking Water and Sanitation
11.	Institutional Delivery	-	Delivery in Institutions	Targets not fixed * by Administrative Ministry	-	Ministry of Health & Family Welfare
12.	SC Families Assisted	10	SC Families assisted	Targets fixed & received from Administrative Ministry	Yes	M/o Social Justice and Empowerment
13.	Universalisation of ICDS Scheme	11	ICDS Blocks Operational (Cumulative)	Targets fixed & received from Administrative Ministry	Yes	Ministry of Women and Child Development

Item No.	Name of the item	Parameter	Parameters/ indicators	Whether State-wise targets fixed by the concerned Administrative Ministries	Whether targets have been received	Nodal Ministry
14.	Functional Anganwadis	12	Anganwadis Functional (cumulative)	Targets fixed & received from Administrative Ministry	Yes	Ministry of Women and Child Development
15.	Number of Urban poor families assisted under seven point charter viz. land tenure, housing at affordable cost, water, sanitation, health, education, and social security.	13	Poor Families assisted	Targets not received from Administrative Ministry. Previous year targets have been adopted	No	M/o Housing and Urban Poverty Alleviation
16	Afforestation: (a) Area Covered under Plantation on - Public and Forest Lands (b) Number of Seedlings planted on -Public and Forest Lands	14	(a) Area Covered under Plantation on - Public and Forest Lands	Targets fixed & received from Administrative Ministry	Yes	Ministry of Environment and Forest
		15	(b)Number of Seedlings	Targets fixed & received from Administrative Ministry	Yes	do
17.	Rural Roads – PMGSY	16	Length of Road constructed	Targets fixed & received from Administrative Ministry	Yes	Ministry of Rural Development
18.	Rajiv Gandhi Grameen Vidyutikaran Yojana (RGGVY)	17	Villages electrified	Targets fixed & received from Administrative Ministry	Yes	Ministry of Power
19.	Energising Pump sets	18	Pumpsets Energised	Targets not received from Administrative Ministry. Previous year targets have been adopted	No	-do-
20	Supply of Electricity	19	Electricity demanded	Targets fixed & received from Administrative Ministry	Yes	-do-

** The items where Administrative Ministries have not fixed State-wise targets are not monitored for performance analysis. These items are normally demand driven and are accordingly monitored for actual achievements only.*

Reminders were sent to the Administrative Ministry to provide targets for 2013-14.

Twenty Point Programme – 2006

Items/Parameters identified for appraisal

For the purpose of monthly appraisal, the performance of States under TPP-2006 is evaluated on the following 19 Parameters, contained in 15 Items and as per State/UT wise targets fixed by the Central Administrative Ministries.

Items	Para- meters	Description of Item
1	1	Total no. of Individual Swarozgaries assisted under SGSY
2	2	SHGs to whom income generating activities provided under SGSY
3	-	Food Security:
	3	(i) Targeted Public Distribution System (TPDS) for AAY, APL & BPL,
	4	(ii) TPDS for Antyodaya Anna Yojana (AAY) only
	5	(iii) TPDS for Below Poverty Line (BPL) only
4	6	Rural Housing under Indira Awaas Yojana (IAY)
5	7	EWS/LIG Houses in Urban Areas
6	-	Rural Areas: National Rural Drinking Water Programme -(NRDWP)
	8	(i) Coverage of Habitations (Partially Covered & Slipped back)- (NRDWP)
	9	(ii) Coverage of Water Quality Affected Habitations – (NRDWP)
7	10	SC Families assisted
8	11	Universalisation of ICDS Scheme
9	12	Functional Anganwadis
10.	13	Number of urban poor families assisted under Seven Point Charter viz. land tenure, housing at affordable cost, water, sanitation, health, education, and social security.
11	-	Afforestation:
	14	(i) Area covered under Plantation on- Public and Forest Lands
	15	(ii) Number of Seedlings planted on- Public and Forest Lands
12	16	Rural Roads constructed under Prime Minister Grameen Sadak Yojana (PMGSY)
13	17	Village electrified under Rajiv Gandhi Grameen Vidyutikaran Yojana (RGGVY)
14	18	Energising Pump sets and
15	19	Supply of Electricity

List of items where the concerned schemes are yet to be operationalised

(i) ***Quick and inexpensive justice–Gram Nyayalayas and Nyaya Panchayats¹***: Ministry of Panchayati Raj is consulting Central Ministries and States/UT Governments regarding draft bill on Nyaya Panchayats.

(ii) ***Sports for all in Rural and Urban Areas²***: The scheme titled “Nagar Palika Yuva Krida Aur Khel Abhiyan” for the development of sports infrastructure in urban areas is yet to be approved.

1. when operationalise it will be monitored under Point No. 2 ***Jan Shakti (Power to People)*** (Item 6)
2. when operationalise it will be monitored under Point No 13 ***Yuva Vikas (Youth Development)*** (Item 47)

PART - I

TWENTY POINT PROGRAMME - 2006

OVERALL PERFORMANCE ANALYSIS

Twenty Point Programme-2006

Progress Report* – (April - June 2013)

This monthly progress report of Twenty Point Programme-2006 consists of two parts: **Part-I** contains an analysis of the overall performance, whereas **Part-II** deals with item-wise performance.

2. The report is compiled on the basis of data received from the Central Nodal Ministries and State Governments/UT Administrations. The data is received either through web enabled software developed by National Informatics Centre (NIC) Cell in this Ministry or through fax/e-mail/post. The processing of data has been done in association with NIC Cell.
3. The analysis for the period **April-June 2013** shows that the performance under **thirteen items** has been **‘Very Good’** (90% or above the targets). These items are:
 - (i) Individual Swarozgaries assisted under SGSY
 - (ii) SC Families assisted under SCA to SCSP & NSFDC
 - (iii) Houses constructed under Indira Aawas Yojana (IAY)
 - (iv) Pumpsets energised
 - (v) Villages electrified under Rajiv Gandhi Grameen Vidyutikaran Yojana
 - (vi) Road constructed under Prime minister Grameen Sadak Yojana (PMGSY)
 - (vii) Urban Poor Families assisted under Seven Point Charter
 - (viii) Food Security: Targeted Public Distribution System only for BPL
 - (ix) Food Security: Targeted Public Distribution System only for AAY
 - (x) ICDS Blocks operational (Cum.)
 - (xi) Supply of Electricity
 - (xii) Anganwadis Functional (Cum.) and
 - (xiii) Food Security: Targeted Public Distribution System for (APL+ BPL+AAY)
4. There is only **one** item in the category of **‘Good’** (80% to 90% of target).
 - (i) SHGs provided Income Generating Activities under SGSY
5. The performance of **five items** has been **‘Poor’** (below 80% of target). These items are:
 - (i) Coverage of water quality affected habitations – NRDWP
 - (ii) Seedlings planted (Public and Forest Lands)
 - (iii) Area covered under Plantation (Public & Forest Lands)
 - (iv) Habitations Covered (Partially & Slipped Back) – NRDWP and
 - (v) Houses constructed under EWS/LIG
6. Some of items under TPP-2006 namely *Mahatma Gandhi National Rural Employment Guarantee Scheme (MGNREGS)*, *Self help Groups formed under SGSY*, *Sanitation Programme in Rural Area* and *Institutional Delivery* are demand driven and no targets are assigned by concerned nodal Ministries whereas for items like *Distribution of Wasteland to the landless* and *Minimum Wages Enforcement (including Farm Labour)*, concerned administrative Ministries are not in position to provide State/UT-wise targets; as such all these items are being monitored on monthly basis without any targets and are accordingly not considered for the purpose of appraisal. In items where quarterly/ annual targets have been provided by the Ministries concerned, monthly targets have been worked out on prorata basis.

* Based on monthly monitored *19 Parameters*.

HIGHLIGHTS OF PERFORMANCE

Sl. No.	Item	Achievement for April-June 2013
1- Employment Generated under MGNREGS.		
	(i) No. of Job cards issued	5.53 lakh *
	(ii) Employment generated	56.77 crore mandays
	(iii) Wages given	Rs.7094.16 crore
2- Swaranjayanti Gram Swarozgar Yojana (SGSY)		
	No. of Individual Swarozgaries assisted	1,63,766
3- Self help Groups		
	(i) No. of SHG formed	36,858
	(ii) No. of SHG to whom income generating activities provided under SGSY	36,271
4- Distribution of waste land to the landless		
	Land distributed	31,868 hectare
5- Minimum Wages Enforcement (Including Farm Labour)		
	(i) No. of Inspections made	0
	(ii) No. of Irregularities detected	0
	(iii) No. of Irregularities rectified	0
	(iv) No. of Claims filed	0
	(v) No. of Claims settled	0
	(vi) No. of Prosecution cases pending	0
	(vii) No. of Prosecution cases filed	0
	(viii) No. of Prosecution cases decided	0
6- Food Security: (i) TPDS (ii) AAY (iii) BPL		
	(i) Food Security: Targeted Public Distribution System (TPDS)	112.06 lakh tonnes
	(ii) Food Security: Antyodaya Anna Yojana (AAY)	25.93 lakh tonnes
	(iii) Food Security: Below Poverty Line (BPL)	44.74 lakh tonnes
7- Rural Housing-Indira Awaas Yojana		
	No. of Houses constructed	4.04 lakh
8- EWS/LIG Houses in Urban Areas		
	No. of Houses constructed	23,020

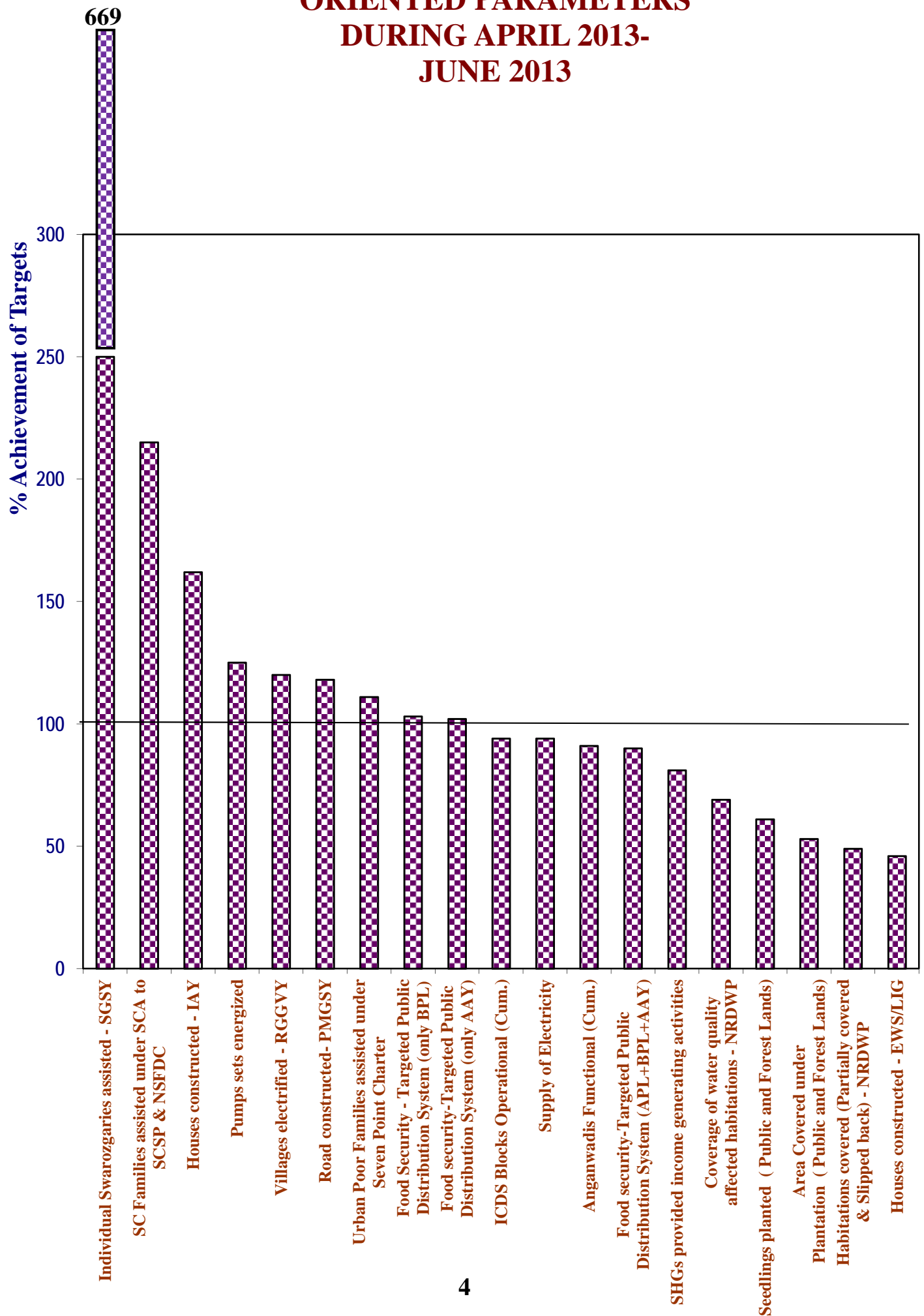
Contd.....

Sl. No.	Item	Achievement for April-June 2013
9-	Rural Areas. - National Rural Drinking Water Programme-(NRDWP)	
	(i) Coverage of Habitations (Partially covered & Slipped back)- (NRDWP)	5,665
	(ii) Coverage of Water Quality Affected Habitations – (NRDWP)	1,752
10-	Sanitation Programme in Rural Areas	
	No. of Individual household latrines constructed	7.14 lakh
11-	Institutional Delivery	
	No. of Deliveries in Institutions	30.09 lakh
12-	SC Families Assisted	
	No. of SC Families assisted under SCA to SCSP & NSFDC	4.15 lakh
13-	Universalisation of ICDS Schemes	
	No. of ICDS Blocks Operational (Cum.)	6,625
14-	Functional Anganwadis	
	No. of Anganwadis Functional (Cum.)	12.26 lakh
15-	Number of Urban poor families assisted under Seven Point Charter viz. land tenure, housing at affordable cost, water, sanitation, health, education, and social security.	
	No. of Poor Families assisted	82,961
16-	Afforestation:	
	(i) Area covered under Plantation (Public and Forest Lands)	1,95,586 hectares
	(ii) No. of Seedlings planted (Public and Forest Lands)	1473.26 lakh
17-	Rural Road- Prime Minister Grameen Sadak Yojana (PMGSY)	
	Length of Road constructed	6,601 Kms
18-	Rajiv Gandhi Grameen Vidyutikaran Yojana (RGGVY)	
	No. of Villages electrified	717
19-	Energized Pumps sets	
	No. of Pumps sets energized	1,11,152
20-	Supply of Electricity	
	Electricity supplied	2.39 lakh Million Units(MU)

Note:- * Some of States are reporting cumulative performance since inception. These are now reconciled with the performance figures supplied by M/o Rural Development to set performance targets during April 2013- June 2013.

Progress report of five States and one Ministry i.e. Arunachal Pradesh, Mizoram, Nagaland, West Bengal & Lakshadweep and M/o Labour & Empowerment respectively, was not received till due date for the period being reported.

ALL INDIA PERFORMANCE OF TARGET ORIENTED PARAMETERS DURING APRIL 2013- JUNE 2013



ACHIEVEMENT HIGHLIGHTS

PERFORMANCE DURING April to June 2013

The cumulative performance during April to June 2013 has been "Very Good" for 13 item(s), "Good" for 1 item(s) and "Poor" for 5 item(s).

A. "Very Good" Performance (90% or above of targets)

<u>No.</u>	<u>Items</u>	<u>% Achievement</u>
1	Individual Swarozgaries assisted - SGSY	669
2	SC Families assisted under SCA to SCSP & NSFDC	215
3	Houses constructed - IAY	162
4	Pumps sets energized	125
5	Villages electrified - RGGVY	120
6	Road constructed- PMGSY	118
7	Urban Poor Families assisted under Seven Point Charter	111
8	Food Security - Targeted Public Distribution System (only BPL)	103
9	Food security-Targeted Public Distribution System (only AAY)	102
10	ICDS Blocks Operational (Cum.)	94
11	Supply of Electricity	94
12	Anganwadis Functional (Cum.)	91
13	Food security-Targeted Public Distribution System (APL+BPL+AAY)	90

B. "Good" Performance (80% to 90%)

14	SHGs provided income generating activities	81
----	--	----

C. Areas of concern-where the performance is below 80%

15	Coverage of water quality affected habitations - NRDWP	69
16	Seedlings planted (Public and Forest Lands)	61
17	Area Covered under Plantation (Public and Forest Lands)	53
18	Habitations covered (Partially covered & Slipped back) - NRDWP	49
19	Houses constructed - EWS/LIG	46

Table - A

Targets for 2013-2014 & April to June 2013 and achievements during the period April to June 2013

ALL INDIA PERFORMANCE

Sl. No.	Item Description	Units	Targets		Achievements	% Achievements of Targets during April -June,2013
			2013-2014	April - June,2013	April - June,2013	
1	Individual Swarozgaries Assisted - SGSY	Number	98,101	24,486	1,63,766	669
2	SHGs provided income generating activities	Number	1,78,937	44,698	36,271	81
3	Food Security:Targeted Public Ditrubution System(TPDS)	Tonnes	-	1,24,84,884	1,12,06,081	90
4	Food Security:Antodaya Anna Yojana(AAY)	Tonnes	-	25,54,194	25,93,291	102
5	Food Security:Targeted Public Ditrubution System (Only BPL)	Tonnes	-	43,65,325	44,74,613	103
6	Houses constructed - IAY	Number	24,80,715	2,50,458	4,04,612	162
7	Houses constructed - EWS/LIG	Number	2,00,000	49,994	23,020	46
8	Habitations covered (Partially covered & Slipped back) - NRDWP	Number	1,16,493	11,647	5,665	49
9	Coverage of water quality affected habitations - NRDWP	Number	25,316	2,532	1,752	69
10	SC Families Assisted under SCA to SCSP & NSFDC	Number	9,63,006	1,92,603	4,15,029	215
11	ICDS Blocks Operational (Cum.)	Number	7,045	7,045	6,625	94
12	Anganwadis Functional (Cum.)	Number	13,52,078	13,52,078	12,26,391	91
13	Urban Poor Families Assisted under Seven Point Charter	Number	3,00,000	74,992	82,961	111
14	Area Covered under Plantation (Public and Forest Lands)	Hectares	14,82,375	3,70,559	1,95,586	53
15	Seedlings Planted (Public and Forest Lands)	Number	96,34,98,000	24,08,74,457	14,73,25,926	61
16	Road Constructed- PMGSY	Kilometer	26,950	5,583	6,601	118
17	Villages Electrified - RGGVY	Number	3,300	597	717	120
18	Pumps sets energized	Number	3,56,238	89,053	1,11,152	125
19	Electricity supplied	Million Units	-	2,54,869	2,39,349	94

Table - B

STATE-WISE PERFORMANCE DURING April to June 2013 (PERCENT ACHIEVEMENT)

S.No	Description	ALL							
		INDIA	AP	ARP	AS	BI	CHHA.	DELHI	GOA
1	Individual Swarozgaries Assisted - SGSY	669	181	0	0	4,714	0	NA	83
2	SHGs provided income generating activities	81	1,311	0	0	0	3	NA	73
3	Food security-Targeted Public Distribution system (APL+BPL+AAY)	90	69	97	98	107	93	108	105
4	Food security-Targeted Public Distribution system (only AAY)	102	78	98	99	122	100	72	133
5	Food Security - Targeted Public Distribution System (Only BPL)	103	81	99	100	118	100	103	109
6	Houses constructed - IAY	162	28	0	59	391	70	NA	475
7	Houses constructed - EWS/LIG	46	75	179	0	14	252	124	50
8	Habitations covered (Partially covered & Slipped back) - NRDWP	49	50	0	17	39	0	NA	NA
9	Coverage of water quality affected habitations - NRDWP	69	35	NA	11	27	0	NA	NA
10	SC Families Assisted under SCA to SCSP & NSFDC	215	0	NA	9	3,846	0	723	0
11	ICDS Blocks Operational (Cum.)	94	103	98	100	100	100	100	100
12	Anganwadis Functional (Cum.)	91	100	99	100	100	90	99	100
13	Urban Poor Families Assisted under Seven Point Charter	111	383	0	20	0	0	0	0
14	Area Covered under Plantation (Public and Forest Lands)	50	8	0	0	313	0	6	813
15	Seedlings Planted (Public and Forest Lands)	58	10	0	0	0	0	6	173
16	Road Constructed- PMGSY	118	41	46	98	181	77	NA	NA
17	Villages Electrified - RGGVY	120	NA	127	68	52	42	NA	NA
18	Pumps sets energized	125	253	NA	NA	164	43	NA	260
19	Supply of Electricity	94	85	98	89	93	99	100	99

NA - Not Applicable

Table - B(Contd.)

STATE-WISE PERFORMANCE DURING April to June 2013 (PERCENT ACHIEVEMENT)

S.No	Description	ALL INDIA	GUJ	HRY	HP	J&K	JHAR.	KAR	KER
1	Individual Swarozgaries Assisted - SGSY	669	0	0	0	245	0	0	0
2	SHGs provided income generating activities	81	0	0	0	6	61	0	0
3	Food security-Targeted Public Distribution system (APL+BPL+AAY)	90	63	76	92	104	86	99	101
4	Food security-Targeted Public Distribution system (only AAY)	102	110	92	100	98	115	100	105
5	Food Security - Targeted Public Distribution System (Only BPL)	103	106	94	86	97	115	100	103
6	Houses constructed - IAY	162	54	79	0	84	134	235	296
7	Houses constructed - EWS/LIG	46	7	0	0	0	48	303	12
8	Habitations covered (Partially covered & Slipped back) - NRDWP	49	71	42	130	0	37	0	91
9	Coverage of water quality affected habitations - NRDWP	69	6	400	NA	NA	30	0	50
10	SC Families Assisted under SCA to SCSP & NSFDC	215	514	246	309	1,444	677	0	252
11	ICDS Blocks Operational (Cum.)	94	100	100	100	100	96	100	100
12	Anganwadis Functional (Cum.)	91	98	100	100	100	100	100	100
13	Urban Poor Families Assisted under Seven Point Charter	111	98	33	0	0	72	31	60
14	Area Covered under Plantation (Public and Forest Lands)	50	36	41	0	0	2	181	25
15	Seedlings Planted (Public and Forest Lands)	58	36	65	0	0	6	256	52
16	Road Constructed- PMGSY	118	548	67	145	61	83	567	94
17	Villages Electrified - RGGVY	120	NA	NA	0	23	106	NA	NA
18	Pumps sets energized	125	102	68	145	NA	9	95	97
19	Supply of Electricity	94	100	99	99	75	97	85	94

NA - Not Applicable

Table - B(Contd.)

STATE-WISE PERFORMANCE DURING April to June 2013 (PERCENT ACHIEVEMENT)

S.No	Description	ALL INDIA	MP	MAH	MANI	MEGH	MIZ	NAGA	ORI
1	Individual Swarozgaries Assisted - SGSY	669	100	0	0	0	0	0	0
2	SHGs provided income generating activities	81	35	11	0	0	0	0	0
3	Food security-Targeted Public Distribution system (APL+BPL+AAY)	90	89	86	100	95	94	118	92
4	Food security-Targeted Public Distribution system (only AAY)	102	87	94	124	100	92	105	100
5	Food Security - Targeted Public Distribution System (Only BPL)	103	112	101	119	100	93	108	100
6	Houses constructed - IAY	162	31	68	0	20	0	0	114
7	Houses constructed - EWS/LIG	46	20	38	0	0	0	0	0
8	Habitations covered (Partially covered & Slipped back) - NRDWP	49	67	52	0	11	0	0	202
9	Coverage of water quality affected habitations - NRDWP	69	427	26	NA	0	NA	0	68
10	SC Families Assisted under SCA to SCSP & NSFDC	215	255	14	0	NA	NA	NA	59
11	ICDS Blocks Operational (Cum.)	94	100	100	100	100	100	100	100
12	Anganwadis Functional (Cum.)	91	100	90	93	100	100	100	99
13	Urban Poor Families Assisted under Seven Point Charter	111	56	31	0	0	0	0	71
14	Area Covered under Plantation (Public and Forest Lands)	50	133	118	0	0	0	0	0
15	Seedlings Planted (Public and Forest Lands)	58	133	173	0	0	0	0	0
16	Road Constructed- PMGSY	118	79	227	78	112	560	247	82
17	Villages Electrified - RGGVY	120	3,778	NA	0	30	0	0	131
18	Pumps sets energized	125	203	NA	NA	NA	NA	NA	320
19	Supply of Electricity	94	100	98	95	87	98	98	99

NA - Not Applicable

Table - B(Contd.)

STATE-WISE PERFORMANCE DURING April to June 2013 (PERCENT ACHIEVEMENT)

S.No	Description	ALL	PUDU	PUN	RAJ	SIK	TN	TRI	UTTA.
		INDIA							
1	Individual Swarozgaries Assisted - SGSY	669	0	0	0	0	0	0	17
2	SHGs provided income generating activities	81	0	0	0	0	0	0	22
3	Food security-Targeted Public Distribution system (APL+BPL+AAY)	90	94	63	97	104	98	121	99
4	Food security-Targeted Public Distribution system (only AAY)	102	123	73	97	119	111	117	102
5	Food Security - Targeted Public Distribution System (Only BPL)	103	104	96	99	102	104	131	117
6	Houses constructed - IAY	162	0	56	107	0	1	0	36
7	Houses constructed - EWS/LIG	46	0	0	41	0	15	66	0
8	Habitations covered (Partially covered & Slipped back) - NRDWP	49	0	46	47	10	3	3,000	119
9	Coverage of water quality affected habitations - NRDWP	69	NA	0	69	NA	6	126	NA
10	SC Families Assisted under SCA to SCSP & NSFDC	215	10	1	602	870	796	2,970	51
11	ICDS Blocks Operational (Cum.)	94	100	100	100	100	100	100	100
12	Anganwadis Functional (Cum.)	91	100	100	97	100	99	100	92
13	Urban Poor Families Assisted under Seven Point Charter	111	0	10	145	1,868	69	1,053	0
14	Area Covered under Plantation (Public and Forest Lands)	50	80	264	37	27	0	195	16
15	Seedlings Planted (Public and Forest Lands)	58	147	325	47	27	0	195	41
16	Road Constructed- PMGSY	118	NA	675	135	69	0	238	63
17	Villages Electrified - RGGVY	120	NA	NA	83	NA	NA	0	NA
18	Pumps sets energized	125	150	55	347	NA	51	NA	249
19	Supply of Electricity	94	99	99	100	100	89	94	97

NA - Not Applicable

Table - B(Contd.)

STATE-WISE PERFORMANCE DURING April to June 2013 (PERCENT ACHIEVEMENT)

S.No	Description	ALL INDIA	UP	WB	A&N	CHND.	D&N	D&D	LAKSH
1	Individual Swarozgaries Assisted - SGSY	669	0	680	1,000	NA	300	0	0
2	SHGs provided income generating activities	81	0	60	300	NA	0	0	0
3	Food security-Targeted Public Distribution system (APL+BPL+AAY)	90	86	90	0	69	119	4	1
4	Food security-Targeted Public Distribution system (only AAY)	102	101	110	0	16	134	6	0
5	Food Security - Targeted Public Distribution System (Only BPL)	103	101	99	0	95	117	10	7
6	Houses constructed - IAY	162	136	92	30	NA	0	0	0
7	Houses constructed - EWS/LIG	46	0	16	0	0	0	NA	NA
8	Habitations covered (Partially covered & Slipped back) - NRDWP	49	0	175	NA	NA	NA	NA	NA
9	Coverage of water quality affected habitations - NRDWP	69	0	202	NA	NA	NA	NA	NA
10	SC Families Assisted under SCA to SCSP & NSFDC	215	38	25	NA	248	NA	NA	NA
11	ICDS Blocks Operational (Cum.)	94	96	31	100	100	100	100	200
12	Anganwadis Functional (Cum.)	91	96	18	100	100	100	98	100
13	Urban Poor Families Assisted under Seven Point Charter	111	5	601	0	17	0	NA	NA
14	Area Covered under Plantation (Public and Forest Lands)	50	15	32	38	8	0	350	0
15	Seedlings Planted (Public and Forest Lands)	58	15	84	37	21	0	515	0
16	Road Constructed- PMGSY	118	123	66	NA	NA	NA	NA	NA
17	Villages Electrified - RGGVY	120	NA	0	NA	NA	NA	NA	NA
18	Pumps sets energized	125	45	269	NA	NA	NA	0	NA
19	Supply of Electricity	94	86	100	75	100	100	100	100

NA - Not Applicable

Table - C

Items in which the States/UTs performance is Very Good (90% and above),
Good (80% to 90%) and Poor (below 80%) during the period
April to June 2013

1. ANDHRA PRADESH

Very Good

Individual Swarozgaries Assisted - SGSY, SHGs provided income generating activities, ICDS Blocks Operational (Cum.), Anganwadis Functional (Cum.), Urban Poor Families Assisted under Seven Point Charter, Pumps sets energized

Good

Food Security:Targeted Public Distribution System (Only BPL), Electricity supplied

Poor

Food Security:Targeted Public Distribution System(TPDS), Food Security:Antodaya Anna Yojana(AAY), Houses constructed - IAY, Houses constructed - EWS/LIG, Habitations covered (Partially covered & Slipped back) - NRDWP, Coverage of water quality affected habitations - NRDWP, SC Families Assisted under SCA to SCSP & NSFDC, Area Covered under Plantation (Public and Forest Lands), Seedlings Planted (Public and Forest Lands), Road Constructed- PMGSY

2. ARUNACHAL PRADESH

Very Good

Food Security:Targeted Public Distribution System(TPDS), Food Security:Antodaya Anna Yojana(AAY), Food Security:Targeted Public Distribution System (Only BPL), Houses constructed - EWS/LIG, ICDS Blocks Operational (Cum.), Anganwadis Functional (Cum.), Villages Electrified - RGGVY, Electricity supplied

Poor

Individual Swarozgaries Assisted - SGSY, SHGs provided income generating activities, Houses constructed - IAY, Habitations covered (Partially covered & Slipped back) - NRDWP, Urban Poor Families Assisted under Seven Point Charter, Area Covered under Plantation (Public and Forest Lands), Seedlings Planted (Public and Forest Lands), Road Constructed- PMGSY

3. ASSAM

Very Good

Food Security:Targeted Public Distribution System(TPDS), Food Security:Antodaya Anna Yojana(AAY), Food Security:Targeted Public Distribution System (Only BPL), ICDS Blocks Operational (Cum.), Anganwadis Functional (Cum.), Road Constructed- PMGSY

Good

Electricity supplied

Poor

Individual Swarozgaries Assisted - SGSY, SHGs provided income generating activities, Houses constructed - IAY, Houses constructed - EWS/LIG, Habitations covered (Partially covered & Slipped back) - NRDWP, Coverage of water quality affected habitations - NRDWP, SC Families Assisted under SCA to SCSP & NSFDC, Urban Poor Families Assisted under Seven Point Charter, Area Covered under Plantation (Public and Forest Lands), Seedlings Planted (Public and Forest Lands), Villages Electrified - RGGVY

4. BIHAR

Very Good

Individual Swarozgaries Assisted - SGSY, Food Security:Targeted Public Distribution System(TPDS), Food Security:Antodaya Anna Yojana(AAY), Food Security:Targeted Public Distribution System (Only BPL), Houses constructed - IAY, SC Families Assisted under SCA to SCSP & NSFDC, ICDS Blocks Operational (Cum.), Anganwadis Functional (Cum.), Area Covered under Plantation (Public and Forest Lands), Road Constructed- PMGSY, Pumps sets energized, Electricity supplied

Poor

SHGs provided income generating activities, Houses constructed - EWS/LIG, Habitations covered (Partially covered & Slipped back) - NRDWP, Coverage of water quality affected habitations - NRDWP, Urban Poor Families Assisted under Seven Point Charter, Seedlings Planted (Public and Forest Lands), Villages Electrified - RGGVY

5. CHHATISGARH

Very Good

Food Security:Targeted Public Distribution System(TPDS), Food Security:Antodaya Anna Yojana(AAY), Food Security:Targeted Public Distribution System (Only BPL), Houses constructed - EWS/LIG, ICDS Blocks Operational (Cum.), Anganwadis Functional (Cum.), Electricity supplied

Poor

Individual Swarozgaries Assisted - SGSY, SHGs provided income generating activities, Houses constructed - IAY, Habitations covered (Partially covered & Slipped back) - NRDWP, Coverage of water quality affected habitations - NRDWP, SC Families Assisted under SCA to SCSP & NSFDC, Urban Poor Families Assisted under Seven Point Charter, Area Covered under Plantation (Public and Forest Lands), Seedlings Planted (Public and Forest Lands), Road Constructed- PMGSY, Villages Electrified - RGGVY, Pumps sets energized

6. DELHI

Very Good

Food Security:Targeted Public Distribution System(TPDS), Food Security:Targeted Public Distribution System (Only BPL), Houses constructed - EWS/LIG, SC Families Assisted under SCA to SCSP & NSFDC, ICDS Blocks Operational (Cum.), Anganwadis Functional (Cum.), Electricity supplied

Poor

Food Security:Antodaya Anna Yojana(AAY), Urban Poor Families Assisted under Seven Point Charter, Area Covered under Plantation (Public and Forest Lands), Seedlings Planted (Public and Forest Lands)

7. GOA

Very Good

Food Security:Targeted Public Distribution System(TPDS), Food Security:Antodaya Anna Yojana(AAY), Food Security:Targeted Public Distribution System (Only BPL), Houses constructed - IAY, ICDS Blocks Operational (Cum.), Anganwadis Functional (Cum.), Area Covered under Plantation (Public and Forest Lands), Seedlings Planted (Public and Forest Lands), Pumps sets energized, Electricity supplied

Good

Individual Swarozgaries Assisted - SGSY

Poor

SHGs provided income generating activities, Houses constructed - EWS/LIG, SC Families Assisted under SCA to SCSP & NSFDC, Urban Poor Families Assisted under Seven Point Charter

8. GUJARAT

Very Good

Food Security:Antodaya Anna Yojana(AAY), Food Security:Targeted Public Distribution System (Only BPL), SC Families Assisted under SCA to SCSP & NSFDC, ICDS Blocks Operational (Cum.), Anganwadis Functional (Cum.), Urban Poor Families Assisted under Seven Point Charter, Road Constructed-PMGSY, Pumps sets energized, Electricity supplied

Poor

Individual Swarozgaries Assisted - SGSY, SHGs provided income generating activities, Food Security:Targeted Public Distribution System(TPDS), Houses constructed - IAY, Houses constructed - EWS/LIG, Habitations covered (Partially covered & Slipped back) - NRDWP, Coverage of water quality affected habitations - NRDWP, Area Covered under Plantation (Public and Forest Lands), Seedlings Planted (Public and Forest Lands)

9. HARYANA

Very Good

Food Security:Antodaya Anna Yojana(AAY), Food Security:Targeted Public Distribution System (Only BPL), Coverage of water quality affected habitations - NRDWP, SC Families Assisted under SCA to SCSP & NSFDC, ICDS Blocks Operational (Cum.), Anganwadis Functional (Cum.), Electricity supplied

Poor

Individual Swarozgaries Assisted - SGSY, SHGs provided income generating activities, Food Security:Targeted Public Distribution System(TPDS), Houses constructed - IAY, Houses constructed - EWS/LIG, Habitations covered (Partially covered & Slipped back) - NRDWP, Urban Poor Families Assisted under Seven Point Charter, Area Covered under Plantation (Public and Forest Lands), Seedlings Planted (Public and Forest Lands), Road Constructed- PMGSY, Pumps sets energized

10. HIMACHAL PRADESH

Very Good

Food Security:Targeted Public Distribution System(TPDS), Food Security:Antodaya Anna Yojana(AAY), Habitations covered (Partially covered & Slipped back) - NRDWP, SC Families Assisted under SCA to SCSP & NSFDC, ICDS Blocks Operational (Cum.), Anganwadis Functional (Cum.), Road Constructed- PMGSY, Pumps sets energized, Electricity supplied

Good

Food Security:Targeted Public Distribution System (Only BPL)

Poor

Individual Swarozgaries Assisted - SGSY, SHGs provided income generating activities, Houses constructed - IAY, Houses constructed - EWS/LIG, Urban Poor Families Assisted under Seven Point Charter, Area Covered under Plantation (Public and Forest Lands), Seedlings Planted (Public and Forest Lands), Villages Electrified - RGGVY

11. JAMMU AND KASHMIR

Very Good

Individual Swarozgaries Assisted - SGSY, Food Security:Targeted Public Distribution System(TPDS), Food Security:Antodaya Anna Yojana(AAY), Food Security:Targeted Public Distribution System (Only BPL), SC Families Assisted under SCA to SCSP & NSFDC, ICDS Blocks Operational (Cum.), Anganwadis Functional (Cum.)

Good

Houses constructed - IAY

Poor

SHGs provided income generating activities, Houses constructed - EWS/LIG, Habitations covered (Partially covered & Slipped back) - NRDWP, Urban Poor Families Assisted under Seven Point Charter, Area Covered under Plantation (Public and Forest Lands), Seedlings Planted (Public and Forest Lands), Road Constructed- PMGSY, Villages Electrified - RGGVY, Electricity supplied

12. JHARKHAND

Very Good

Food Security:Antodaya Anna Yojana(AAY), Food Security:Targeted Public Distribution System (Only BPL), Houses constructed - IAY, SC Families Assisted under SCA to SCSP & NSFDC, ICDS Blocks Operational (Cum.), Anganwadis Functional (Cum.), Villages Electrified - RGGVY, Electricity supplied

Good

Food Security:Targeted Public Distribution System(TPDS), Road Constructed- PMGSY

Poor

Individual Swarozgaries Assisted - SGSY, SHGs provided income generating activities, Houses constructed - EWS/LIG, Habitations covered (Partially covered & Slipped back) - NRDWP, Coverage of water quality affected habitations - NRDWP, Urban Poor Families Assisted under Seven Point Charter, Area Covered under Plantation (Public and Forest Lands), Seedlings Planted (Public and Forest Lands), Pumps sets energized

13. KARNATAKA

Very Good

Food Security:Targeted Public Distribution System(TPDS), Food Security:Antodaya Anna Yojana(AAY), Food Security:Targeted Public Distribution System (Only BPL), Houses constructed - IAY, Houses constructed - EWS/LIG, ICDS Blocks Operational (Cum.), Anganwadis Functional (Cum.), Area Covered under Plantation (Public and Forest Lands), Seedlings Planted (Public and Forest Lands), Road Constructed- PMGSY, Pumps sets energized

Good

Electricity supplied

Poor

Individual Swarozgaris Assisted - SGSY, SHGs provided income generating activities, Habitations covered (Partially covered & Slipped back) - NRDWP, Coverage of water quality affected habitations - NRDWP, SC Families Assisted under SCA to SCSP & NSFDC, Urban Poor Families Assisted under Seven Point Charter

14. KERALA

Very Good

Food Security:Targeted Public Distribution System(TPDS), Food Security:Antodaya Anna Yojana(AAY), Food Security:Targeted Public Distribution System (Only BPL), Houses constructed - IAY, Habitations covered (Partially covered & Slipped back) - NRDWP, SC Families Assisted under SCA to SCSP & NSFDC, ICDS Blocks Operational (Cum.), Anganwadis Functional (Cum.), Road Constructed- PMGSY, Pumps sets energized, Electricity supplied

Poor

Individual Swarozgaris Assisted - SGSY, SHGs provided income generating activities, Houses constructed - EWS/LIG, Coverage of water quality affected habitations - NRDWP, Urban Poor Families Assisted under Seven Point Charter, Area Covered under Plantation (Public and Forest Lands), Seedlings Planted (Public and Forest Lands)

15. MADHYA PRADESH

Very Good

Individual Swarozgaris Assisted - SGSY, Food Security:Targeted Public Distribution System (Only BPL), Coverage of water quality affected habitations - NRDWP, SC Families Assisted under SCA to SCSP & NSFDC, ICDS Blocks Operational (Cum.), Anganwadis Functional (Cum.), Area Covered under Plantation (Public and Forest Lands), Seedlings Planted (Public and Forest Lands), Villages Electrified - RGGVY, Pumps sets energized, Electricity supplied

Good

Food Security:Targeted Public Distribution System(TPDS), Food Security:Antodaya Anna Yojana(AAY)

Poor

SHGs provided income generating activities, Houses constructed - IAY, Houses constructed - EWS/LIG, Habitations covered (Partially covered & Slipped back) - NRDWP, Urban Poor Families Assisted under Seven Point Charter, Road Constructed- PMGSY

16. MAHARASHTRA

Very Good

Food Security:Antodaya Anna Yojana(AAY), Food Security:Targeted Public Distribution System (Only BPL), ICDS Blocks Operational (Cum.), Anganwadis Functional (Cum.), Area Covered under Plantation (Public and Forest Lands), Seedlings Planted (Public and Forest Lands), Road Constructed- PMGSY, Electricity supplied

Good

Food Security:Targeted Public Distribution System(TPDS)

Poor

Individual Swarozgaris Assisted - SGSY, SHGs provided income generating activities, Houses constructed - IAY, Houses constructed - EWS/LIG, Habitations covered (Partially covered & Slipped back) - NRDWP, Coverage of water quality affected habitations - NRDWP, SC Families Assisted under SCA to SCSP & NSFDC, Urban Poor Families Assisted under Seven Point Charter

17. MANIPUR

Very Good

Food Security:Targeted Public Distribution System(TPDS), Food Security:Antodaya Anna Yojana(AAY), Food Security:Targeted Public Distribution System (Only BPL), ICDS Blocks Operational (Cum.), Anganwadis Functional (Cum.), Electricity supplied

Poor

Individual Swarozgaries Assisted - SGSY, SHGs provided income generating activities, Houses constructed - IAY, Houses constructed - EWS/LIG, Habitations covered (Partially covered & Slipped back) - NRDWP, SC Families Assisted under SCA to SCSP & NSFDC, Urban Poor Families Assisted under Seven Point Charter, Area Covered under Plantation (Public and Forest Lands), Seedlings Planted (Public and Forest Lands), Road Constructed- PMGSY, Villages Electrified - RGGVY

18. MEGHALAYA

Very Good

Food Security:Targeted Public Distribution System(TPDS), Food Security:Antodaya Anna Yojana(AAY), Food Security:Targeted Public Distribution System (Only BPL), ICDS Blocks Operational (Cum.), Anganwadis Functional (Cum.), Road Constructed- PMGSY

Good

Electricity supplied

Poor

Individual Swarozgaries Assisted - SGSY, SHGs provided income generating activities, Houses constructed - IAY, Houses constructed - EWS/LIG, Habitations covered (Partially covered & Slipped back) - NRDWP, Coverage of water quality affected habitations - NRDWP, Urban Poor Families Assisted under Seven Point Charter, Area Covered under Plantation (Public and Forest Lands), Seedlings Planted (Public and Forest Lands), Villages Electrified - RGGVY

19. MIZORAM

Very Good

Food Security:Targeted Public Distribution System(TPDS), Food Security:Antodaya Anna Yojana(AAY), Food Security:Targeted Public Distribution System (Only BPL), ICDS Blocks Operational (Cum.), Anganwadis Functional (Cum.), Road Constructed- PMGSY, Electricity supplied

Poor

Individual Swarozgaries Assisted - SGSY, SHGs provided income generating activities, Houses constructed - IAY, Houses constructed - EWS/LIG, Habitations covered (Partially covered & Slipped back) - NRDWP, Urban Poor Families Assisted under Seven Point Charter, Area Covered under Plantation (Public and Forest Lands), Seedlings Planted (Public and Forest Lands), Villages Electrified - RGGVY

20. NAGALAND

Very Good

Food Security:Targeted Public Distribution System(TPDS), Food Security:Antodaya Anna Yojana(AAY), Food Security:Targeted Public Distribution System (Only BPL), ICDS Blocks Operational (Cum.), Anganwadis Functional (Cum.), Road Constructed- PMGSY, Electricity supplied

Poor

Individual Swarozgaries Assisted - SGSY, SHGs provided income generating activities, Houses constructed - IAY, Houses constructed - EWS/LIG, Habitations covered (Partially covered & Slipped back) - NRDWP, Coverage of water quality affected habitations - NRDWP, Urban Poor Families Assisted under Seven Point Charter, Area Covered under Plantation (Public and Forest Lands), Seedlings Planted (Public and Forest Lands), Villages Electrified - RGGVY

21. ORISSA

Very Good

Food Security:Targeted Public Distribution System(TPDS), Food Security:Antodaya Anna Yojana(AAY), Food Security:Targeted Public Distribution System (Only BPL), Houses constructed - IAY, Habitations covered (Partially covered & Slipped back) - NRDWP, ICDS Blocks Operational (Cum.), Anganwadis Functional (Cum.), Villages Electrified - RGGVY, Pumps sets energized, Electricity supplied

Good

Road Constructed- PMGSY

Poor

Individual Swarozgaries Assisted - SGSY, SHGs provided income generating activities, Houses constructed - EWS/LIG, Coverage of water quality affected habitations - NRDWP, SC Families Assisted under SCA to SCSP & NSFDC, Urban Poor Families Assisted under Seven Point Charter, Area Covered under Plantation (Public and Forest Lands), Seedlings Planted (Public and Forest Lands)

22. PUDUCHERRY

Very Good

Food Security:Targeted Public Distribution System(TPDS), Food Security:Antodaya Anna Yojana(AAY), Food Security:Targeted Public Distribution System (Only BPL), ICDS Blocks Operational (Cum.), Anganwadis Functional (Cum.), Seedlings Planted (Public and Forest Lands), Pumps sets energized, Electricity supplied

Good

Area Covered under Plantation (Public and Forest Lands)

Poor

Individual Swarozgaries Assisted - SGSY, SHGs provided income generating activities, Houses constructed - IAY, Houses constructed - EWS/LIG, Habitations covered (Partially covered & Slipped back) - NRDWP, SC Families Assisted under SCA to SCSP & NSFDC, Urban Poor Families Assisted under Seven Point Charter

23. PUNJAB

Very Good

Food Security:Targeted Public Distribution System (Only BPL), ICDS Blocks Operational (Cum.), Anganwadis Functional (Cum.), Area Covered under Plantation (Public and Forest Lands), Seedlings Planted (Public and Forest Lands), Road Constructed- PMGSY, Electricity supplied

Poor

Individual Swarozgaries Assisted - SGSY, SHGs provided income generating activities, Food Security:Targeted Public Distribution System(TPDS), Food Security:Antodaya Anna Yojana(AAY), Houses constructed - IAY, Houses constructed - EWS/LIG, Habitations covered (Partially covered & Slipped back) - NRDWP, Coverage of water quality affected habitations - NRDWP, SC Families Assisted under SCA to SCSP & NSFDC, Urban Poor Families Assisted under Seven Point Charter, Pumps sets energized

24. RAJASTHAN

Very Good

Food Security:Targeted Public Distribution System(TPDS), Food Security:Antodaya Anna Yojana(AAY), Food Security:Targeted Public Distribution System (Only BPL), Houses constructed - IAY, SC Families Assisted under SCA to SCSP & NSFDC, ICDS Blocks Operational (Cum.), Anganwadis Functional (Cum.), Urban Poor Families Assisted under Seven Point Charter, Road Constructed- PMGSY, Pumps sets energized, Electricity supplied

Good

Villages Electrified - RGGVY

Poor

Individual Swarozgaries Assisted - SGSY, SHGs provided income generating activities, Houses constructed - EWS/LIG, Habitations covered (Partially covered & Slipped back) - NRDWP, Coverage of water quality affected habitations - NRDWP, Area Covered under Plantation (Public and Forest Lands), Seedlings Planted (Public and Forest Lands)

25. SIKKIM

Very Good

Food Security:Targeted Public Distribution System(TPDS), Food Security:Antodaya Anna Yojana(AAY), Food Security:Targeted Public Distribution System (Only BPL), SC Families Assisted under SCA to SCSP & NSFDC, ICDS Blocks Operational (Cum.), Anganwadis Functional (Cum.), Urban Poor Families Assisted under Seven Point Charter, Electricity supplied

Poor

Individual Swarozgaries Assisted - SGSY, SHGs provided income generating activities, Houses constructed - IAY, Houses constructed - EWS/LIG, Habitations covered (Partially covered & Slipped back) - NRDWP, Area Covered under Plantation (Public and Forest Lands), Seedlings Planted (Public and Forest Lands), Road Constructed- PMGSY

26. TAMIL NADU

Very Good

Food Security:Targeted Public Distribution System(TPDS), Food Security:Antodaya Anna Yojana(AAY), Food Security:Targeted Public Distribution System (Only BPL), SC Families Assisted under SCA to SCSP & NSFDC, ICDS Blocks Operational (Cum.), Anganwadis Functional (Cum.)

Good

Electricity supplied

Poor

Individual Swarozgaries Assisted - SGSY, SHGs provided income generating activities, Houses constructed - IAY, Houses constructed - EWS/LIG, Habitations covered (Partially covered & Slipped back) - NRDWP, Coverage of water quality affected habitations - NRDWP, Urban Poor Families Assisted under Seven Point Charter, Area Covered under Plantation (Public and Forest Lands), Seedlings Planted (Public and Forest Lands), Road Constructed- PMGSY, Pumps sets energized

27. TRIPURA

Very Good

Food Security:Targeted Public Distribution System(TPDS), Food Security:Antodaya Anna Yojana(AAY), Food Security:Targeted Public Distribution System (Only BPL), Habitations covered (Partially covered & Slipped back) - NRDWP, Coverage of water quality affected habitations - NRDWP, SC Families Assisted under SCA to SCSP & NSFDC, ICDS Blocks Operational (Cum.), Anganwadis Functional (Cum.), Urban Poor Families Assisted under Seven Point Charter, Area Covered under Plantation (Public and Forest Lands), Seedlings Planted (Public and Forest Lands), Road Constructed- PMGSY, Electricity supplied

Poor

Individual Swarozgaries Assisted - SGSY, SHGs provided income generating activities, Houses constructed - IAY, Houses constructed - EWS/LIG, Villages Electrified - RGGVY

28. UTTARAKHAND

Very Good

Food Security:Targeted Public Distribution System(TPDS), Food Security:Antodaya Anna Yojana(AAY), Food Security:Targeted Public Distribution System (Only BPL), Habitations covered (Partially covered & Slipped back) - NRDWP, ICDS Blocks Operational (Cum.), Anganwadis Functional (Cum.), Pumps sets energized, Electricity supplied

Poor

Individual Swarozgaries Assisted - SGSY, SHGs provided income generating activities, Houses constructed - IAY, Houses constructed - EWS/LIG, SC Families Assisted under SCA to SCSP & NSFDC, Urban Poor Families Assisted under Seven Point Charter, Area Covered under Plantation (Public and Forest Lands), Seedlings Planted (Public and Forest Lands), Road Constructed- PMGSY

29. UTTAR PRADESH

Very Good

Food Security:Antodaya Anna Yojana(AAY), Food Security:Targeted Public Distribution System (Only BPL), Houses constructed - IAY, ICDS Blocks Operational (Cum.), Anganwadis Functional (Cum.), Road Constructed- PMGSY

Good

Food Security:Targeted Public Distribution System(TPDS), Electricity supplied

Poor

Individual Swarozgaries Assisted - SGSY, SHGs provided income generating activities, Houses constructed - EWS/LIG, Habitations covered (Partially covered & Slipped back) - NRDWP, Coverage of water quality affected habitations - NRDWP, SC Families Assisted under SCA to SCSP & NSFDC, Urban Poor Families Assisted under Seven Point Charter, Area Covered under Plantation (Public and Forest Lands), Seedlings Planted (Public and Forest Lands), Pumps sets energized

30. WEST BENGAL

Very Good

Individual Swarozgaries Assisted - SGSY, Food Security:Targeted Public Distribution System(TPDS), Food Security:Antodaya Anna Yojana(AAY), Food Security:Targeted Public Distribution System (Only BPL), Houses constructed - IAY, Habitations covered (Partially covered & Slipped back) - NRDWP, Coverage of water quality affected habitations - NRDWP, Urban Poor Families Assisted under Seven Point Charter, Pumps sets energized, Electricity supplied

Good

Seedlings Planted (Public and Forest Lands)

Poor

SHGs provided income generating activities, Houses constructed - EWS/LIG, SC Families Assisted under SCA to SCSP & NSFDC, ICDS Blocks Operational (Cum.), Anganwadis Functional (Cum.), Area Covered under Plantation (Public and Forest Lands), Road Constructed- PMGSY, Villages Electrified - RGGVY

31. ANDAMAN AND NICOBAR ISLANDS

Very Good

Individual Swarozgaries Assisted - SGSY, SHGs provided income generating activities, ICDS Blocks Operational (Cum.), Anganwadis Functional (Cum.)

Poor

Food Security:Targeted Public Distribution System(TPDS), Food Security:Antodaya Anna Yojana(AAY), Food Security:Targeted Public Distribution System (Only BPL), Houses constructed - IAY, Houses constructed - EWS/LIG, Urban Poor Families Assisted under Seven Point Charter, Area Covered under Plantation (Public and Forest Lands), Seedlings Planted (Public and Forest Lands), Electricity supplied

32. CHANDIGARH

Very Good

Food Security:Targeted Public Distribution System (Only BPL), SC Families Assisted, ICDS Blocks Operational (Cum.), Anganwadis Functional (Cum.), Electricity supplied

Poor

Food Security:Targeted Public Distribution System(TPDS), Food Security:Antodaya Anna Yojana(AAY), Houses constructed - EWS/LIG, Urban Poor Families Assisted under Seven Point Charter, Area Covered under Plantation (Public and Forest Lands), Seedlings Planted (Public and Forest Lands)

33. DADRA AND NAGAR HAVELI

Very Good

Individual Swarozgaries Assisted - SGSY, Food Security:Targeted Public Distribution System(TPDS), Food Security:Antodaya Anna Yojana(AAY), Food Security:Targeted Public Distribution System (Only BPL), ICDS Blocks Operational (Cum.), Anganwadis Functional (Cum.), Electricity supplied

Poor

SHGs provided income generating activities, Houses constructed - IAY, Houses constructed - EWS/LIG, Urban Poor Families Assisted under Seven Point Charter, Area Covered under Plantation (Public and Forest Lands), Seedlings Planted (Public and Forest Lands)

34. DAMAN AND DIU

Very Good

ICDS Blocks Operational (Cum.), Anganwadis Functional (Cum.), Area Covered under Plantation (Public and Forest Lands), Seedlings Planted (Public and Forest Lands), Electricity supplied

Poor

Individual Swarozgaries Assisted - SGSY, SHGs provided income generating activities, Food Security:Targeted Public Distribution System(TPDS), Food Security:Antodaya Anna Yojana(AAY), Food Security:Targeted Public Distribution System (Only BPL), Houses constructed - IAY, Pumps sets energized

35. LAKSHADWEEP

Very Good

ICDS Blocks Operational (Cum.), Anganwadis Functional (Cum.), Electricity supplied

Poor

Individual Swarozgaries Assisted - SGSY, SHGs provided income generating activities, Food Security:Targeted Public Distribution System(TPDS), Food Security:Antodaya Anna Yojana(AAY), Food Security:Targeted Public Distribution System (Only BPL), Houses constructed - IAY, Area Covered under Plantation (Public and Forest Lands), Seedlings Planted (Public and Forest Lands)

PART - II

TWENTY POINT PROGRAMME - 2006

ITEM-WISE PERFORMANCE TABLES

Table - 1

Employment generation under the NREG Scheme

Sl. No.	State/UT Name	No. of job cards issued (Number) April,2013- June,2013	Employment generated (Number) April,2013- June,2013	Wages given (Rupees) April,2013- June,2013
(1)	(2)	(3)	(4)	(5)
1	ANDHRA PRADESH	1,84,538	18,60,71,000	21,09,17,36,000
2	ARUNACHAL PRADESH	0 #	0#	0#
3	ASSAM	29,377	6,87,000	10,36,76,000
4	BIHAR	0 @	2,38,44,200	3,15,95,68,500
5	CHHATISGARH	0	4,36,99,000	6,37,12,79,000
6	DELHI	0	0	0
7	GOA	67	8,354	10,18,000
8	GUJARAT	29,001	65,57,000	45,40,55,000
9	HARYANA	13,505	10,70,000	34,67,58,000
10	HIMACHAL PRADESH	9594 #	34,11,000	61,12,09,000
11	JAMMU AND KASHMIR	9,151	37,02,613	1,26,69,65,000
12	JHARKHAND	9,842	1,02,17,099	1,38,17,00,630
13	KARNATAKA	5,140	6,25,000	2,84,11,69,000
14	KERALA	53,366	27,87,314	1,13,06,29,000
15	MADHYA PRADESH	0 @	33,12,000	47,40,000
16	MAHARASHTRA	34,855	1,17,43,351	1,59,79,74,000
17	MANIPUR	1868 *	0	0
18	MEGHALAYA	33	0	27,000
19	MIZORAM	3534 *	0	0
20	NAGALAND	4765 *	0	0
21	ORISSA	30,874	1,89,81,000	2,51,08,64,000
22	PUDUCHERRY	190 *	2,19,333	1,18,10,000
23	PUNJAB	12,096	11,93,000	24,70,53,000
24	RAJASTHAN	0 @	6,33,00,000	5,62,17,00,000
25	SIKKIM	411 *	2,01,062	4,34,08,000
26	TAMIL NADU	57,869	13,68,75,000	13,56,09,23,000
27	TRIPURA	7,121	11,62,891	14,63,37,000
28	UTTARAKHAND	3,749	47,18,210	65,41,66,000
29	UTTAR PRADESH	0	3,03,11,000	3,46,54,20,000
30	WEST BENGAL	51991 *	1,28,75,000	4,27,61,38,000
31	ANDAMAN AND NICOBAR ISLANDS	280	1,57,203	3,86,46,000
32	CHANDIGARH	0	0	0
33	DADRA AND NAGAR HAVELI	33	4,919	26,42,000
34	DAMAN AND DIU	0	0	0
35	LAKSHADWEEP	73 *	0	0
Grand Total		5,53,323	56,77,33,549	70,94,16,11,130

Note: * The figures have been reconciled with that of Ministry of Rural Development

Previous month figures have been repeated due to wide variation.

@ Both State and M/o Rural Development have provided negative figure therefore zero figure has been considered

Table - 2 (A)

Swaranjayanti Gram Swarojgar Yojana
Individual Swarojgar Assisted
(Unit: Number)

Sl. No.	State/UT Name	Target Δ		Achievement	Percent Achievement
		2013-2014	April, 2013- June, 2013	April, 2013- June, 2013	April, 2013- June, 2013
(1)	(2)	(3)	(4)	(5)	(5)/(4)
1	ANDHRA PRADESH	5,283	1,320	2,384	181
2	ARUNACHAL PRADESH	236	57	0 #	0
3	ASSAM	6,134	1,533	0	0
4	BIHAR	12,568	3,141	1,48,052	4,714
5	CHHATISGARH	2,791	696	0	0
6	GOA	72	12	10	83
7	GUJARAT	1,989	495	0	0
8	HARYANA	1,170	291	0	0
9	HIMACHAL PRADESH	493	123	0	0
10	JAMMU AND KASHMIR	610	152	372	245
11	JHARKHAND	4,739	1,185	0	0
12	KARNATAKA	3,990	997	0	0
13	KERALA	1,790	447	0	0
14	MADHYA PRADESH	5,980	1,494	1,488	100
15	MAHARASHTRA	7,886	1,971	9	0
16	MANIPUR	411	102	0	0
17	MEGHALAYA	461	114	0	0
18	MIZORAM	106	26	0 #	0
19	NAGALAND	316	78	0 #	0
20	ORISSA	6,043	1,509	0	0
21	PUDUCHERRY	94	22	0	0
22	PUNJAB	569	141	0	0
23	RAJASTHAN	3,029	756	0	0
24	SIKKIM	119	29	0	0
25	TAMIL NADU	4,672	1,167	0	0
26	TRIPURA	742	185	0	0
27	UTTARAKHAND	953	237	40	17
28	UTTAR PRADESH	18,104	4,524	0	0
29	WEST BENGAL	6,715	1,677	11398 #	680
30	ANDAMAN AND NICOBAR ISLANDS	9	1	10	1,000
31	DADRA AND NAGAR HAVELI	9	1	3	300
32	DAMAN AND DIU	9	2	0	0
33	LAKSHADWEEP	9	1	0 #	0
Grand Total		98,101	24,486	1,63,766	669

Very Good: (90% or above of targets)

ANDHRA PRADESH, BIHAR, JAMMU AND KASHMIR, MADHYA PRADESH, WEST BENGAL, ANDAMAN AND NICOBAR ISLANDS, DADRA AND NAGAR HAVELI

Good: (Between 80% to 90% targets)

GOA

Poor: (Below 80% of targets)

ARUNACHAL PRADESH, ASSAM, CHHATISGARH, GUJARAT, HARYANA, HIMACHAL PRADESH, JHARKHAND, KARNATAKA, KERALA, MAHARASHTRA, MANIPUR, MEGHALAYA, MIZORAM, NAGALAND, ORISSA, PUDUCHERRY, PUNJAB, RAJASTHAN, SIKKIM, TAMIL NADU, TRIPURA, UTTARAKHAND, UTTAR PRADESH, DAMAN AND DIU, LAKSHADWEEP

Note: Δ Previous year targets have been repeated provisionally

Previous month figures have been repeated

Swaranjayanti Gram Swarojgar Yojana (SGSY)

Individual Swarozgaries Assisted

% Achievement of Target

During April 2013 - June 2013

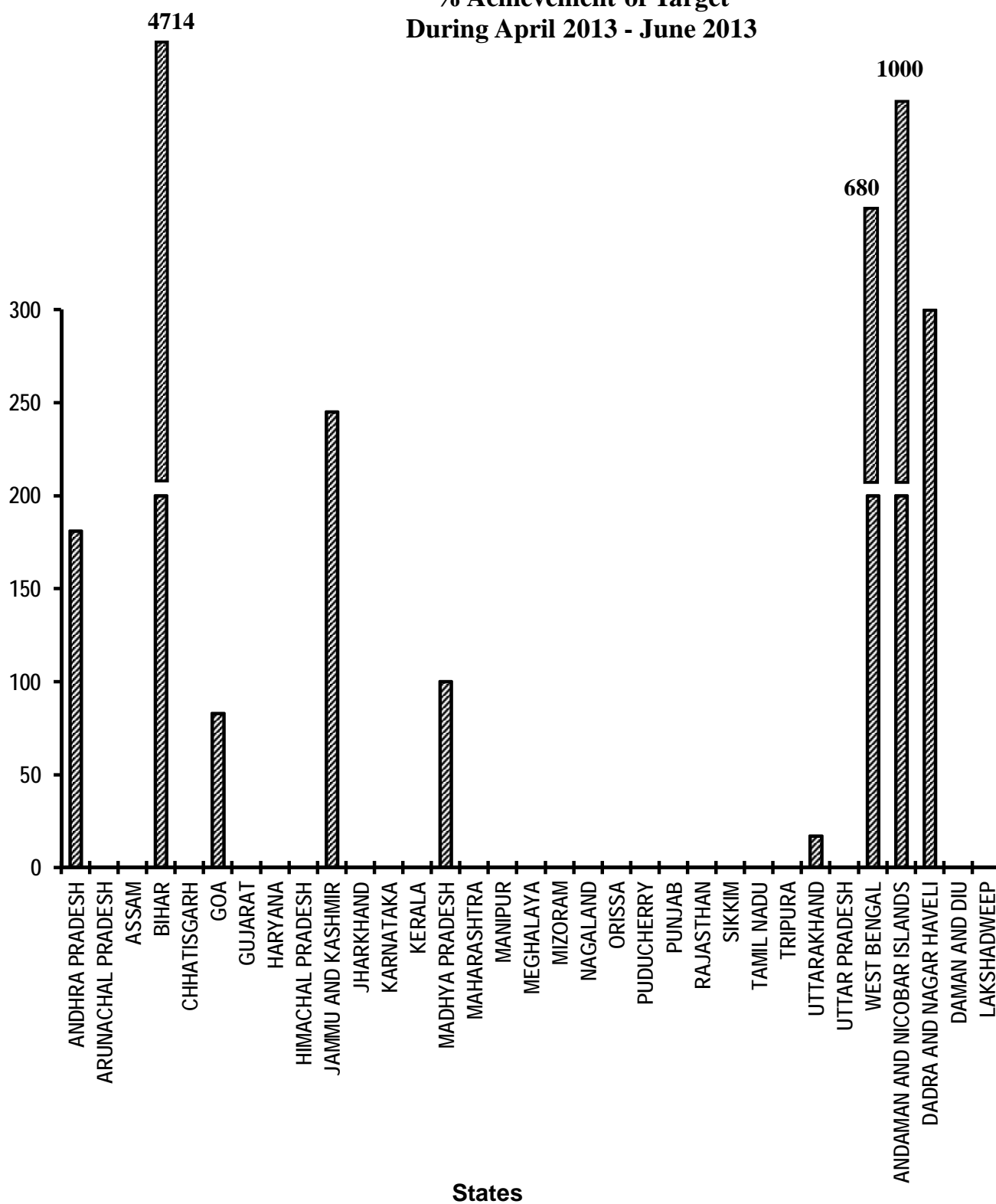


Table 2 (B)

Swaranjayanti Gram Swarojgar Yojana

Sl. No.	State/UT Name	Individual SC Swarozgaries Assisted (Number) April,2013-June,2013	Individual ST Swarozgaries Assisted (Number) April,2013-June,2013	Individual Women Swarozgaries Assisted (Number) April,2013-June,2013	Individual Disabled Swarozgaries Assisted (Number) April,2013-June,2013
(1)	(2)	(3)	(4)	(5)	(6)
1	ANDHRA PRADESH	1,858	310	174	42
2	ARUNACHAL PRADESH	0 #	0 #	0 #	0 #
3	ASSAM	0	0	0	0
4	BIHAR	47,379	3,453	1,48,052	0
5	CHHATISGARH	0	0	0	0
6	GOA	0	2	0	0
7	GUJARAT	0	0	0	0
8	HARYANA	0	0	0	0
9	HIMACHAL PRADESH	0	0	0	0
10	JAMMU AND KASHMIR	1	88	56	6
11	JHARKHAND	45	614	49	0
12	KARNATAKA	0	0	0	0
13	KERALA	0	0	0	0
14	MADHYA PRADESH	169	358	1,108	11
15	MAHARASHTRA	0	0	5	0
16	MANIPUR	0	0	0	0
17	MEGHALAYA	0	0	0	0
18	MIZORAM	0 #	0 #	0 #	0 #
19	NAGALAND	0 #	0 #	0 #	0 #
20	ORISSA	0	0	0	0
21	PUDUCHERRY	0	0	0	0
22	PUNJAB	0	0	0	0
23	RAJASTHAN	0	0	0	0
24	SIKKIM	0	0	0	0
25	TAMIL NADU	0	0	0	0
26	TRIPURA	0	0	0	0
27	UTTARAKHAND	38	1	16	0
28	UTTAR PRADESH	0	0	0	0
29	WEST BENGAL	3403 #	677 #	11019 #	0 #
30	ANDAMAN AND NICOBAR ISLANDS	0	7	3	0
31	DADRA AND NAGAR HAVELI	0	3	0	0
32	DAMAN AND DIU	0	5	2	0
33	LAKSHADWEEP	0 #	0 #	0 #	0 #
Grand Total		52,893	5,518	1,60,484	59

Previous month figures have been repeated

Table - 3(A)

Self Help Groups (SHG)
(Unit: Number)

Sl. State/UT No. Name		Formed under SGSY (Number) April,2013- June,2013
(1)	(2)	(3)
1	ANDHRA PRADESH	4,078
2	ARUNACHAL PRADESH	0 #
3	ASSAM	0
4	BIHAR	12,977
5	CHHATISGARH	1,465
6	DELHI	0
7	GOA	10
8	GUJARAT	0
9	HARYANA	0
10	HIMACHAL PRADESH	0
11	JAMMU AND KASHMIR	205
12	JHARKHAND	398
13	KARNATAKA	0
14	KERALA	0
15	MADHYA PRADESH	2,231
16	MAHARASHTRA	270
17	MANIPUR	0
18	MEGHALAYA	0
19	MIZORAM	0 #
20	NAGALAND	0 #
21	ORISSA	11,689
22	PUDUCHERRY	0
23	PUNJAB	58
24	RAJASTHAN	0
25	SIKKIM	0
26	TAMIL NADU	0
27	TRIPURA	0
28	UTTARAKHAND	178
29	UTTAR PRADESH	0
30	WEST BENGAL	3295 #
31	ANDAMAN AND NICOBAR ISLANDS	3
32	CHANDIGARH	0
33	DADRA AND NAGAR HAVELI	1
34	DAMAN AND DIU	0
35	LAKSHADWEEP	0 #
Grand Total		36,858

Previous month figures have been repeated

Table - 3(B)

Self Help Groups (SHG)
To whom income generating activities provided
(Unit: Number)

Sl. No.	State/UT Name	Target Δ		Achievement	Percent Achievement
		2013-2014	April, 2013- June, 2013	April, 2013- June, 2013	April, 2013- June, 2013
(1)	(2)	(3)	(4)	(5)	(5)/(4)
1	ANDHRA PRADESH	9,637	2,409	31,572	1,311
2	ARUNACHAL PRADESH	430	106	0 #	0
3	ASSAM	11,189	2,796	0	0
4	BIHAR	22,924	5,730	0	0
5	CHHATISGARH	5,092	1,270	36	3
6	GOA	136	33	24	73
7	GUJARAT	3,627	906	0	0
8	HARYANA	2,134	532	0	0
9	HIMACHAL PRADESH	899	225	0	0
10	JAMMU AND KASHMIR	1,113	276	17	6
11	JHARKHAND	8,644	2,160	1,314	61
12	KARNATAKA	7,277	1,819	0	0
13	KERALA	3,265	816	0	0
14	MADHYA PRADESH	10,908	2,727	962	35
15	MAHARASHTRA	14,384	3,595	411 #	11
16	MANIPUR	750	187	0	0
17	MEGHALAYA	840	210	0	0
18	MIZORAM	194	48	0 #	0
19	NAGALAND	576	144	0 #	0
20	ORISSA	11,022	2,754	0	0
21	PUDUCHERRY	171	42	0	0
22	PUNJAB	1,037	258	0	0
23	RAJASTHAN	5,525	1,380	0	0
24	SIKKIM	216	54	0	0
25	TAMIL NADU	8,521	2,130	0	0
26	TRIPURA	1,354	337	0	0
27	UTTARAKHAND	1,738	433	95	22
28	UTTAR PRADESH	33,021	8,253	0	0
29	WEST BENGAL	12,249	3,060	1834 #	60
30	ANDAMAN AND NICOBAR ISLANDS	16	2	6	300
31	DADRA AND NAGAR HAVELI	16	2	0	0
32	DAMAN AND DIU	16	2	0	0
33	LAKSHADWEEP	16	2	0 #	0
Grand Total		1,78,937	44,698	36,271	81

Very Good: (90% or above of targets)

ANDHRA PRADESH, ANDAMAN AND NICOBAR ISLANDS

Poor: (Below 80% of targets)

ARUNACHAL PRADESH, ASSAM, BIHAR, CHHATISGARH, GOA, GUJARAT, HARYANA, HIMACHAL PRADESH, JAMMU AND KASHMIR, JHARKHAND, KARNATAKA, KERALA, MADHYA PRADESH, MAHARASHTRA, MANIPUR, MEGHALAYA, MIZORAM, NAGALAND, ORISSA, PUDUCHERRY, PUNJAB, RAJASTHAN, SIKKIM, TAMIL NADU, TRIPURA, UTTARAKHAND, UTTAR PRADESH, WEST BENGAL, DADRA AND NAGAR HAVELI, DAMAN AND DIU, LAKSHADWEEP

Note: Δ Previous year targets have been repeated provisionally

Previous month figures have been repeated

Self Help Groups (SHG)

To whom income generating activities provided

% Achievement of Target

During April 2013 - June 2013

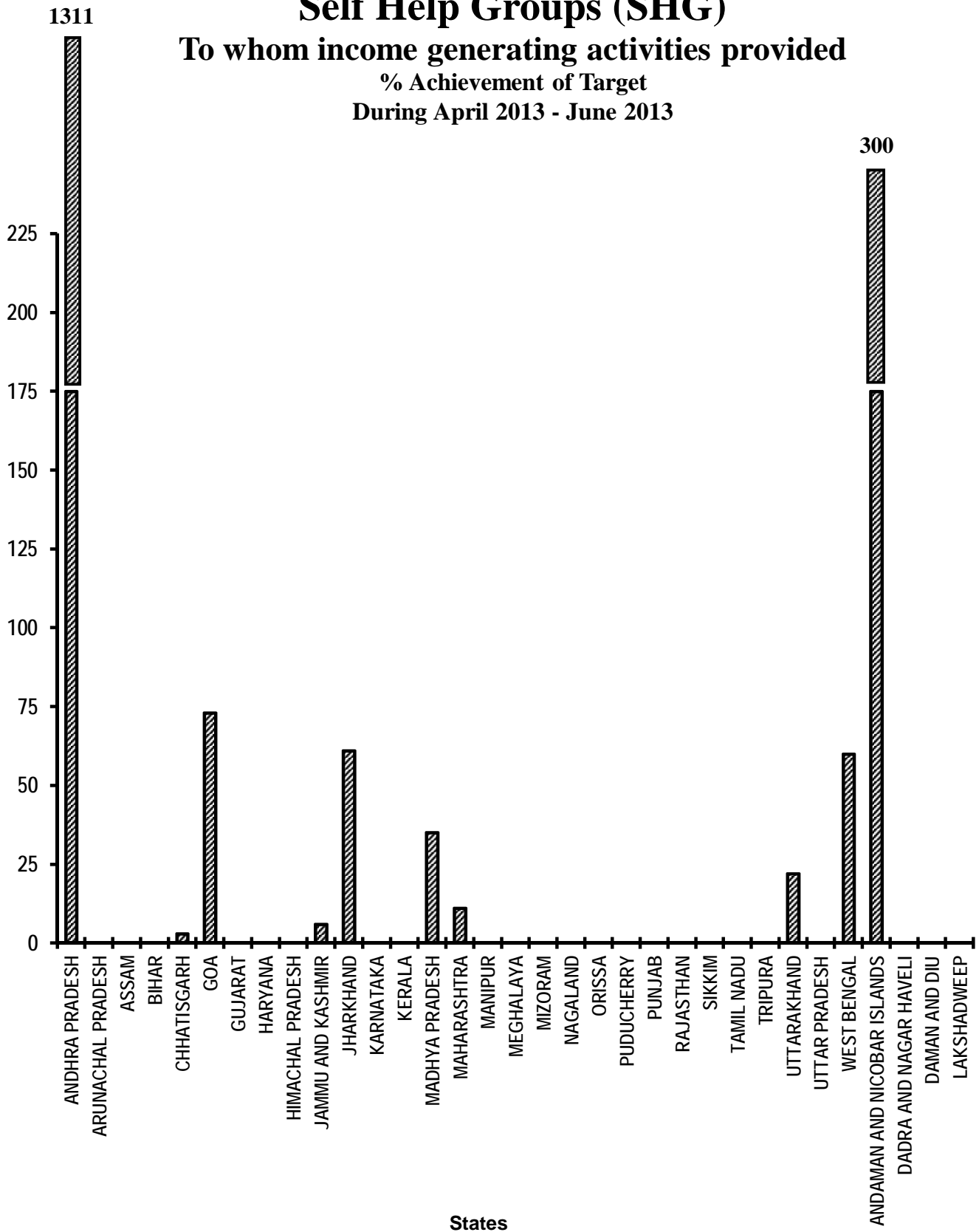


Table - 4 (A)

Distribution of waste land to the landless
(Unit: Hectare)

Sl. No.	State/UT Name	Total Land Distributed (Hectare) April,2013-June,2013
(1)	(2)	(3)
1	ANDHRA PRADESH	0
2	ARUNACHAL PRADESH	0 #
3	ASSAM	0
4	BIHAR	34
5	CHHATISGARH	27,452
6	DELHI	0
7	GOA	0
8	GUJARAT	0
9	HARYANA	0
10	JAMMU AND KASHMIR	0
11	JHARKHAND	0
12	KARNATAKA	0
13	KERALA	0
14	MADHYA PRADESH	0
15	MAHARASHTRA	0
16	MANIPUR	0
17	MEGHALAYA	0
18	MIZORAM	0#
19	NAGALAND	0#
20	ORISSA	3,831
21	PUDUCHERRY	0
22	PUNJAB	0
23	RAJASTHAN	0
24	SIKKIM	0
25	TAMIL NADU	0
26	TRIPURA	0
27	UTTARAKHAND	0
28	UTTAR PRADESH	362
29	WEST BENGAL	189
30	ANDAMAN AND NICOBAR ISLANDS	0
31	CHANDIGARH	0
32	DADRA AND NAGAR HAVELI	0
33	DAMAN AND DIU	0
34	LAKSHADWEEP	0#
Grand Total		31,868

Previous month figures have been repeated

Table 4 (B)

Distribution of waste land to the landless

Sl. No.	State/UT Name	Land Distributed to SC (Hectare) April,2013-June,2013	Land Distributed to ST (Hectare) April,2013-June,2013	Land Distributed to Others (Hectare) April,2013-June,2013
(1)	(2)	(3)	(4)	(5)
1	ANDHRA PRADESH	0	0	0
2	ARUNACHAL PRADESH	0#	0#	0#
3	ASSAM	0	0	0
4	BIHAR	34	0	0
5	CHHATISGARH	6,057	9,578	11,817
6	DELHI	0	0	0
7	GOA	0	0	0
8	GUJARAT	0	0	0
9	HARYANA	0	0	0
10	JAMMU AND KASHMIR	0	0	0
11	JHARKHAND	0	0	0
12	KARNATAKA	0	0	0
13	KERALA	0	0	0
14	MADHYA PRADESH	0	0	0
15	MAHARASHTRA	0	0	0
16	MANIPUR	0	0	0
17	MEGHALAYA	0	0	0
18	MIZORAM	0 #	0 #	0 #
19	NAGALAND	0 #	0 #	0 #
20	ORISSA	275	3,233	323
21	PUDUCHERRY	0	0	0
22	PUNJAB	0	0	0
23	RAJASTHAN	0	0	0
24	SIKKIM	0	0	0
25	TAMIL NADU	0	0	0
26	TRIPURA	0	0	0
27	UTTARAKHAND	0	0	0
28	UTTAR PRADESH	171	0	191
29	WEST BENGAL	53#	60#	75#
30	ANDAMAN AND NICOBAR ISLANDS	0	0	0
31	CHANDIGARH	0	0	0
32	DADRA AND NAGAR HAVELI	0	0	0
33	DAMAN AND DIU	0	0	0
34	LAKSHADWEEP	0 #	0 #	0 #
Grand Total		6,590	12,871	12,406

Previous month figures have been repeated

Table - 5(A)

Minimum Wages Enforcement (including Farm Labour)

Sl. No.	State/UT Name	Agriculture and Farm Workers: Inspections made (Number) April,2013-June,2013	Agriculture and Farm Workers: Irregularities detected (Number) April,2013-June,2013	Agriculture and Farm Workers: Irregularities rectified (Number) April,2013-June,2013
(1)	(2)	(3)	(4)	(5)
1	ANDHRA PRADESH	0	0	0
2	ARUNACHAL PRADESH	0	0	0
3	ASSAM	0	0	0
4	BIHAR	0	0	0
5	CHHATISGARH	0	0	0
6	DELHI	0	0	0
7	GOA	0	0	0
8	GUJARAT	0	0	0
9	HARYANA	0	0	0
10	HIMACHAL PRADESH	0	0	0
11	JAMMU AND KASHMIR	0	0	0
12	JHARKHAND	0	0	0
13	KARNATAKA	0	0	0
14	KERALA	0	0	0
15	MADHYA PRADESH	0	0	0
16	MAHARASHTRA	0	0	0
17	MANIPUR	0	0	0
18	MEGHALAYA	0	0	0
19	MIZORAM	0	0	0
20	NAGALAND	0	0	0
21	ORISSA	0	0	0
22	PUDUCHERRY	0	0	0
23	PUNJAB	0	0	0
24	RAJASTHAN	0	0	0
25	SIKKIM	0	0	0
26	TAMIL NADU	0	0	0
27	TRIPURA	0	0	0
28	UTTARAKHAND	0	0	0
29	UTTAR PRADESH	0	0	0
30	WEST BENGAL	0	0	0
31	ANDAMAN AND NICOBAR ISLANDS	0	0	0
32	CHANDIGARH	0	0	0
33	DADRA AND NAGAR HAVELI	0	0	0
34	DAMAN AND DIU	0	0	0
35	LAKSHADWEEP	0	0	0
Grand Total		0	0	0

Table - 5(B)

Minimum Wages Enforcement (including Farm Labour)
(Unit: Number)

Sl. No.	State/UT Name	Agriculture and Farm Workers: Claims filed (Number) April,2013-June,2013	Agriculture and Farm Workers: Claims settled (Number) April,2013-June,2013
(1)	(2)	(3)	(4)
1	ANDHRA PRADESH	0	0
2	ARUNACHAL PRADESH	0	0
3	ASSAM	0	0
4	BIHAR	0	0
5	CHHATISGARH	0	0
6	DELHI	0	0
7	GOA	0	0
8	GUJARAT	0	0
9	HARYANA	0	0
10	HIMACHAL PRADESH	0	0
11	JAMMU AND KASHMIR	0	0
12	JHARKHAND	0	0
13	KARNATAKA	0	0
14	KERALA	0	0
15	MADHYA PRADESH	0	0
16	MAHARASHTRA	0	0
17	MANIPUR	0	0
18	MEGHALAYA	0	0
19	MIZORAM	0	0
20	NAGALAND	0	0
21	ORISSA	0	0
22	PUDUCHERRY	0	0
23	PUNJAB	0	0
24	RAJASTHAN	0	0
25	SIKKIM	0	0
26	TAMIL NADU	0	0
27	TRIPURA	0	0
28	UTTARAKHAND	0	0
29	UTTAR PRADESH	0	0
30	WEST BENGAL	0	0
31	ANDAMAN AND NICOBAR ISLANDS	0	0
32	CHANDIGARH	0	0
33	DADRA AND NAGAR HAVELI	0	0
34	DAMAN AND DIU	0	0
35	LAKSHADWEEP	0	0
Grand Total		0	0

Table - 5(C)

Minimum Wages Enforcement (including Farm Labour)

Sl. No.	State/UT Name	Agriculture and Farm Workers: Prosecution cases Pending (Number) April,2013-June,2013	Agriculture and Farm Workers: Prosecution cases filed (Number) April,2013-June,2013	Agriculture and Farm Workers: Prosecution cases decided (Number) April,2013-June,2013
		(3)	(4)	(5)
1	ANDHRA PRADESH	0	0	0
2	ARUNACHAL PRADESH	0	0	0
3	ASSAM	0	0	0
4	BIHAR	0	0	0
5	CHHATISGARH	0	0	0
6	DELHI	0	0	0
7	GOA	0	0	0
8	GUJARAT	0	0	0
9	HARYANA	0	0	0
10	HIMACHAL PRADESH	0	0	0
11	JAMMU AND KASHMIR	0	0	0
12	JHARKHAND	0	0	0
13	KARNATAKA	0	0	0
14	KERALA	0	0	0
15	MADHYA PRADESH	0	0	0
16	MAHARASHTRA	0	0	0
17	MANIPUR	0	0	0
18	MEGHALAYA	0	0	0
19	MIZORAM	0	0	0
20	NAGALAND	0	0	0
21	ORISSA	0	0	0
22	PUDUCHERRY	0	0	0
23	PUNJAB	0	0	0
24	RAJASTHAN	0	0	0
25	SIKKIM	0	0	0
26	TAMIL NADU	0	0	0
27	TRIPURA	0	0	0
28	UTTARAKHAND	0	0	0
29	UTTAR PRADESH	0	0	0
30	WEST BENGAL	0	0	0
31	ANDAMAN AND NICOBAR ISLANDS	0	0	0
32	CHANDIGARH	0	0	0
33	DADRA AND NAGAR HAVELI	0	0	0
34	DAMAN AND DIU	0	0	0
35	LAKSHADWEEP	0	0	0
Grand Total		0	0	0

Table - 6(A)

Food security-Targeted Public Distribution system (APL+BPL+AAY)

Sl. No.	State/UT Name	Allocation of Food		Percentage of offtake w.r.t. Allocation of Food Grains
		Grains (Tonnes) April,2013- June,2013	Off take (Tonnes) April,2013- June,2013	
(1)	(2)	(3)	(4)	(5)
1	ANDHRA PRADESH	9,55,704	6,57,081	69
2	ARUNACHAL PRADESH	25,389	24,608	97
3	ASSAM	4,71,714	4,60,986	98
4	BIHAR	9,25,968	9,91,496	107
5	CHHATISGARH	3,11,028	2,90,254	93
6	DELHI	1,49,730	1,61,173	108
7	GOA	15,759	16,577	105
8	GUJARAT	5,21,277	3,29,075	63
9	HARYANA	1,89,003	1,43,692	76
10	HIMACHAL PRADESH	1,31,985	1,21,472	92
11	JAMMU AND KASHMIR	1,89,201	1,96,871	104
12	JHARKHAND	3,39,663	2,91,224	86
13	KARNATAKA	6,12,432	6,09,099	99
14	KERALA	3,68,172	3,72,392	101
15	MADHYA PRADESH	6,84,129	6,10,516	89
16	MAHARASHTRA	11,89,761	10,22,391	86
17	MANIPUR	42,738	42,897	100
18	MEGHALAYA	47,145	44,976	95
19	MIZORAM	17,535	16,539	94
20	NAGALAND	31,719	37,509	118
21	ORISSA	5,47,968	5,02,190	92
22	PUDUCHERRY	15,078	14,188	94
23	PUNJAB	2,06,994	1,30,045	63
24	RAJASTHAN	5,44,875	5,27,078	97
25	SIKKIM	11,070	11,564	104
26	TAMIL NADU	9,30,708	9,15,426	98
27	TRIPURA	75,830	91,445	121
28	UTTARAKHAND	1,27,998	1,27,047	99
29	UTTAR PRADESH	18,17,128	15,66,655	86
30	WEST BENGAL	9,64,299	8,70,116	90
31	ANDAMAN AND NICOBAR ISLANDS	8,505	0	0
32	CHANDIGARH	9,195	6,320	69
33	DADRA AND NAGAR HAVELI	2,616	3,107	119
34	DAMAN AND DIU	1,413	58	4
35	LAKSHADWEEP	1,155	14	1
Grand Total		1,24,84,884	1,12,06,081	90

Very Good:(90% or above of targets)

ARUNACHAL PRADESH, ASSAM, BIHAR, CHHATISGARH, DELHI, GOA, HIMACHAL PRADESH, JAMMU AND KASHMIR, KARNATAKA, KERALA, MANIPUR, MEGHALAYA, MIZORAM, NAGALAND, ORISSA, PUDUCHERRY, RAJASTHAN, SIKKIM, TAMIL NADU, TRIPURA, UTTARAKHAND, WEST BENGAL, DADRA AND NAGAR HAVELI

Good:(Between 80% to 90% targets)

JHARKHAND, MADHYA PRADESH, MAHARASHTRA, UTTAR PRADESH

Poor:(Below 80% of targets)

ANDHRA PRADESH, GUJARAT, HARYANA, PUNJAB, ANDAMAN AND NICOBAR ISLANDS, CHANDIGARH, DAMAN AND DIU, LAKSHADWEEP

Food Security: Targeted Public Distribution System (APL+BPL+AAY)

Off take

% Achievement of Target
During April 2013 - June 2013

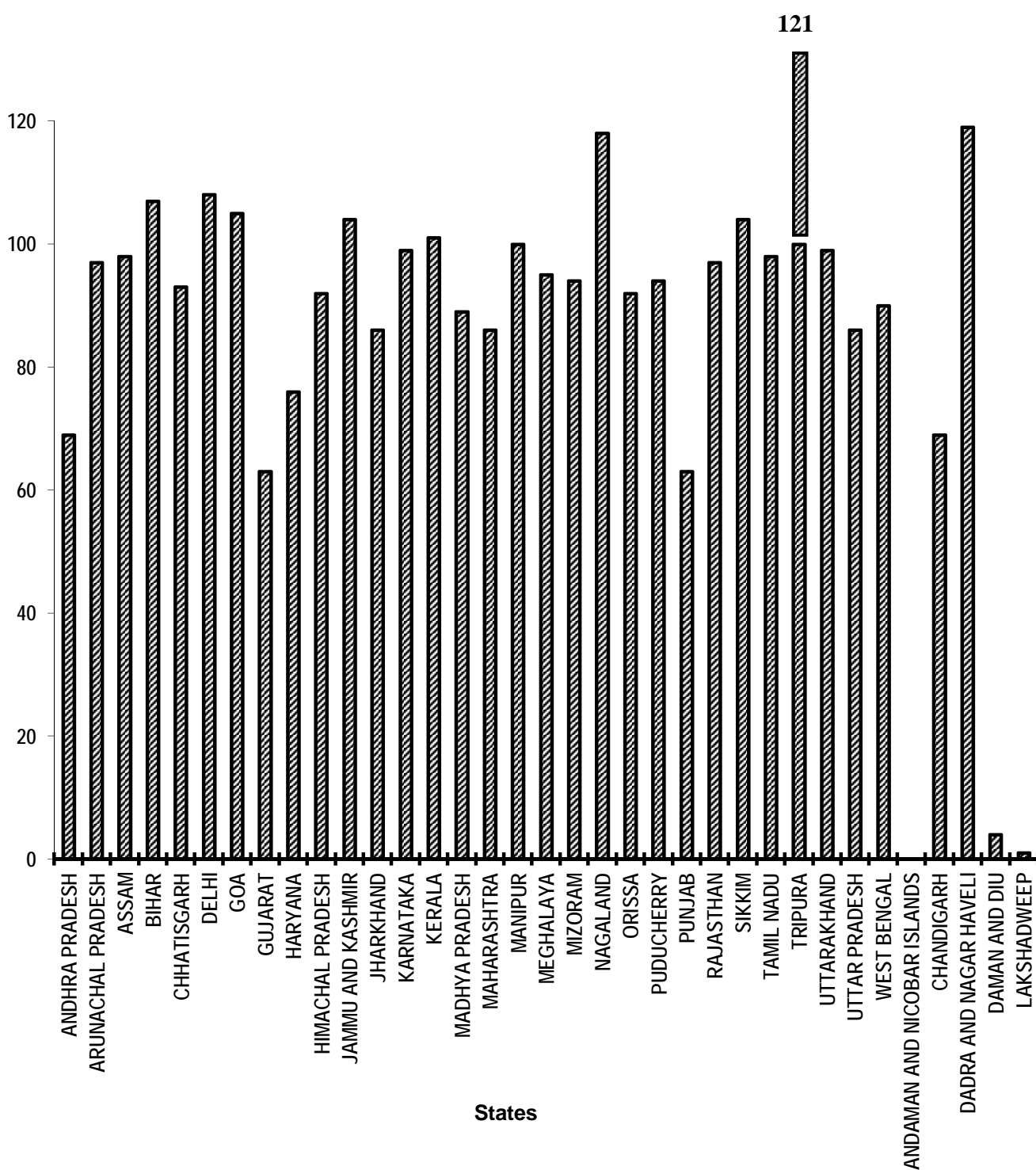


Table - 6(B)

Food security-Targeted Public Distribution system (only AAY)

Sl. No.	State/UT Name	Allocation of Food		Percentage of offtake w.r.t. Allocation of Food Grains
		Grains (Tonnes) April,2013- June,2013	Off take (Tonnes) April,2013- June,2013	
(1)	(2)	(3)	(4)	(5)
1	ANDHRA PRADESH	1,63,572	1,27,682	78
2	ARUNACHAL PRADESH	3,993	3,914	98
3	ASSAM	73,923	73,289	99
4	BIHAR	2,62,605	3,20,423	122
5	CHHATISGARH	75,486	75,486	100
6	DELHI	15,771	11,290	72
7	GOA	1,527	2,036	133
8	GUJARAT	85,020	93,397	110
9	HARYANA	30,705	28,224	92
10	HIMACHAL PRADESH	20,685	20,624	100
11	JAMMU AND KASHMIR	26,847	26,443	98
12	JHARKHAND	96,381	1,10,564	115
13	KARNATAKA	1,19,454	1,19,539	100
14	KERALA	62,565	65,843	105
15	MADHYA PRADESH	1,66,065	1,44,674	87
16	MAHARASHTRA	2,58,720	2,42,971	94
17	MANIPUR	6,681	8,260	124
18	MEGHALAYA	7,371	7,371	100
19	MIZORAM	2,730	2,510	92
20	NAGALAND	4,992	5,224	105
21	ORISSA	1,32,780	1,32,989	100
22	PUDUCHERRY	3,387	4,180	123
23	PUNJAB	18,840	13,698	73
24	RAJASTHAN	97,872	94,882	97
25	SIKKIM	1,734	2,067	119
26	TAMIL NADU	1,95,786	2,17,261	111
27	TRIPURA	11,880	13,899	117
28	UTTARAKHAND	20,046	20,476	102
29	UTTAR PRADESH	4,29,894	4,33,078	101
30	WEST BENGAL	1,55,421	1,70,224	110
31	ANDAMAN AND NICOBAR ISLANDS	471	0	0
32	CHANDIGARH	156	25	16
33	DADRA AND NAGAR HAVELI	549	738	134
34	DAMAN AND DIU	159	10	6
35	LAKSHADWEEP	126	0	0
Grand Total		25,54,194	25,93,291	102

Very Good:(90% or above of targets)

ARUNACHAL PRADESH, ASSAM, BIHAR, CHHATISGARH, GOA, GUJARAT, HARYANA, HIMACHAL PRADESH, JAMMU AND KASHMIR, JHARKHAND, KARNATAKA, KERALA, MAHARASHTRA, MANIPUR, MEGHALAYA, MIZORAM, NAGALAND, ORISSA, PUDUCHERRY, RAJASTHAN, SIKKIM, TAMIL NADU, TRIPURA, UTTARAKHAND, UTTAR PRADESH, WEST BENGAL, DADRA AND NAGAR HAVELI

Good:(Between 80% to 90% targets)

MADHYA PRADESH

Poor:(Below 80% of targets)

ANDHRA PRADESH, DELHI, PUNJAB, ANDAMAN AND NICOBAR ISLANDS, CHANDIGARH, DAMAN AND DIU, LAKSHADWEEP

Food Security: Targeted Public Distribution System (Only Antyodaya Anna Yojana)

Off take

% Achievement of Target
During April 2013 - June 2013

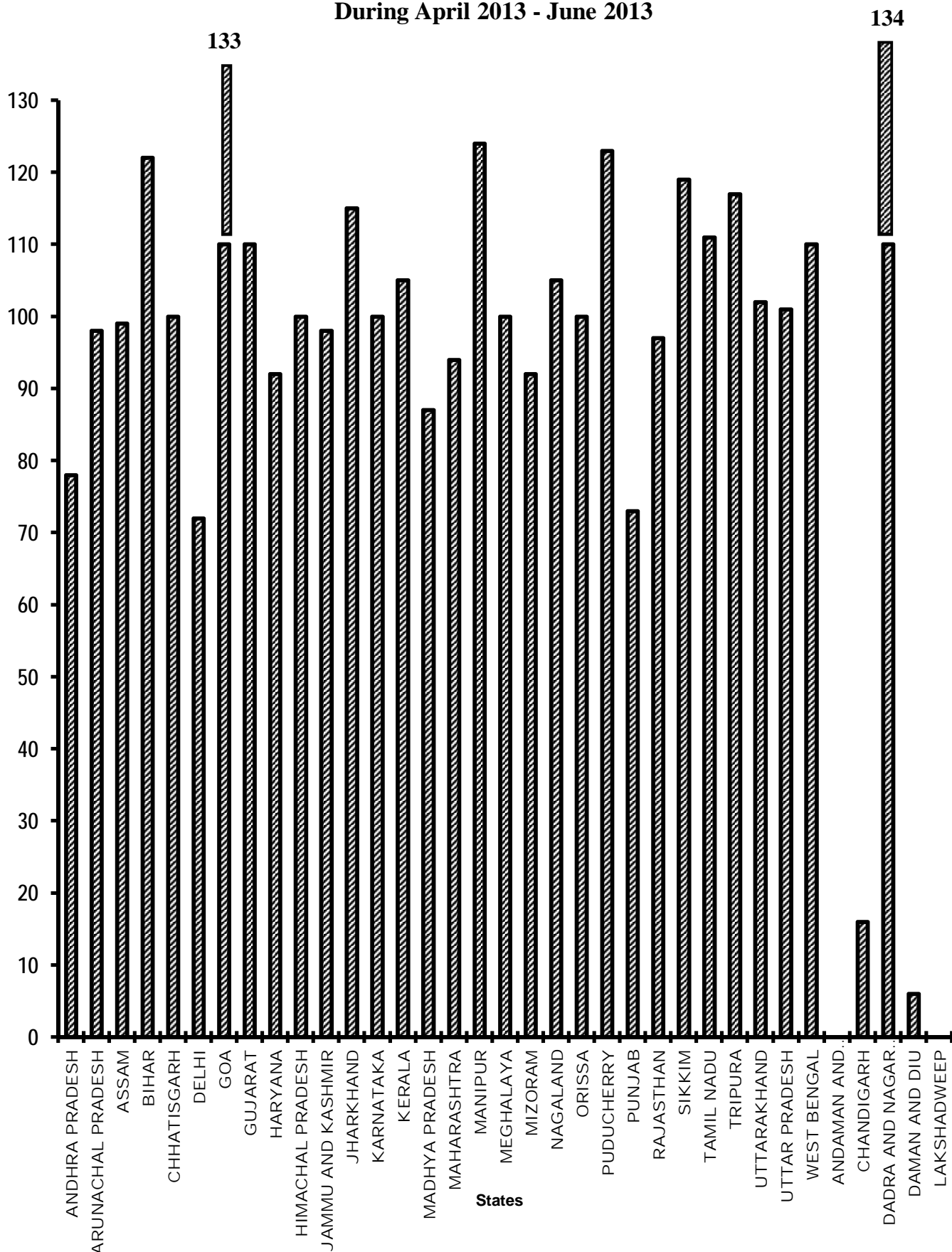


Table - 6(C)

Food Security - Targeted Public Distribution System (Only BPL)

Sl. No.	State/UT Name	Allocation of Food Grains (Tonnes)	Off take (Tonnes)	Percentage of offtake w.r.t. Allocation of Food Grains
		April,2013-June,2013	April,2013-June,2013	
(1)	(2)	(3)	(4)	(5)
1	ANDHRA PRADESH	2,63,022	2,13,636	81
2	ARUNACHAL PRADESH	6,381	6,292	99
3	ASSAM	1,18,806	1,18,396	100
4	BIHAR	4,22,343	4,99,660	118
5	CHHATISGARH	1,21,422	1,21,986	100
6	DELHI	27,174	28,023	103
7	GOA	1,383	1,502	109
8	GUJARAT	1,37,592	1,46,292	106
9	HARYANA	52,143	49,258	94
10	HIMACHAL PRADESH	33,285	28,698	86
11	JAMMU AND KASHMIR	50,424	48,755	97
12	JHARKHAND	1,54,992	1,77,860	115
13	KARNATAKA	2,09,115	2,08,226	100
14	KERALA	1,00,587	1,03,251	103
15	MADHYA PRADESH	2,67,054	2,99,568	112
16	MAHARASHTRA	4,27,356	4,30,105	101
17	MANIPUR	10,752	12,760	119
18	MEGHALAYA	11,844	11,844	100
19	MIZORAM	4,410	4,080	93
20	NAGALAND	8,028	8,696	108
21	ORISSA	2,91,393	2,92,310	100
22	PUDUCHERRY	5,391	5,628	104
23	PUNJAB	30,294	28,992	96
24	RAJASTHAN	1,57,383	1,55,566	99
25	SIKKIM	2,826	2,883	102
26	TAMIL NADU	3,14,808	3,27,001	104
27	TRIPURA	19,095	24,986	131
28	UTTARAKHAND	32,247	37,780	117
29	UTTAR PRADESH	6,91,399	6,95,048	101
30	WEST BENGAL	3,88,395	3,83,119	99
31	ANDAMAN AND NICOBAR ISLANDS	1,335	0	0
32	CHANDIGARH	939	895	95
33	DADRA AND NAGAR HAVELI	1,257	1,476	117
34	DAMAN AND DIU	261	27	10
35	LAKSHADWEEP	189	14	7
Grand Total		43,65,325	44,74,613	103

Very Good:(90% or above of targets)

ARUNACHAL PRADESH, ASSAM, BIHAR, CHHATISGARH, DELHI, GOA, GUJARAT, HARYANA, JAMMU AND KASHMIR, JHARKHAND, KARNATAKA, KERALA, MADHYA PRADESH, MAHARASHTRA, MANIPUR, MEGHALAYA, MIZORAM, NAGALAND, ORISSA, PUDUCHERRY, PUNJAB, RAJASTHAN, SIKKIM, TAMIL NADU, TRIPURA, UTTARAKHAND, UTTAR PRADESH, WEST BENGAL, CHANDIGARH, DADRA AND NAGAR HAVELI

Good:(Between 80% to 90% targets)

ANDHRA PRADESH, HIMACHAL PRADESH

Poor:(Below 80% of targets)

ANDAMAN AND NICOBAR ISLANDS, DAMAN AND DIU, LAKSHADWEEP

Food Security: Targeted Public Distribution System (Only BPL)

Off take

% Achievement of Target
During April 2013 - June 2013

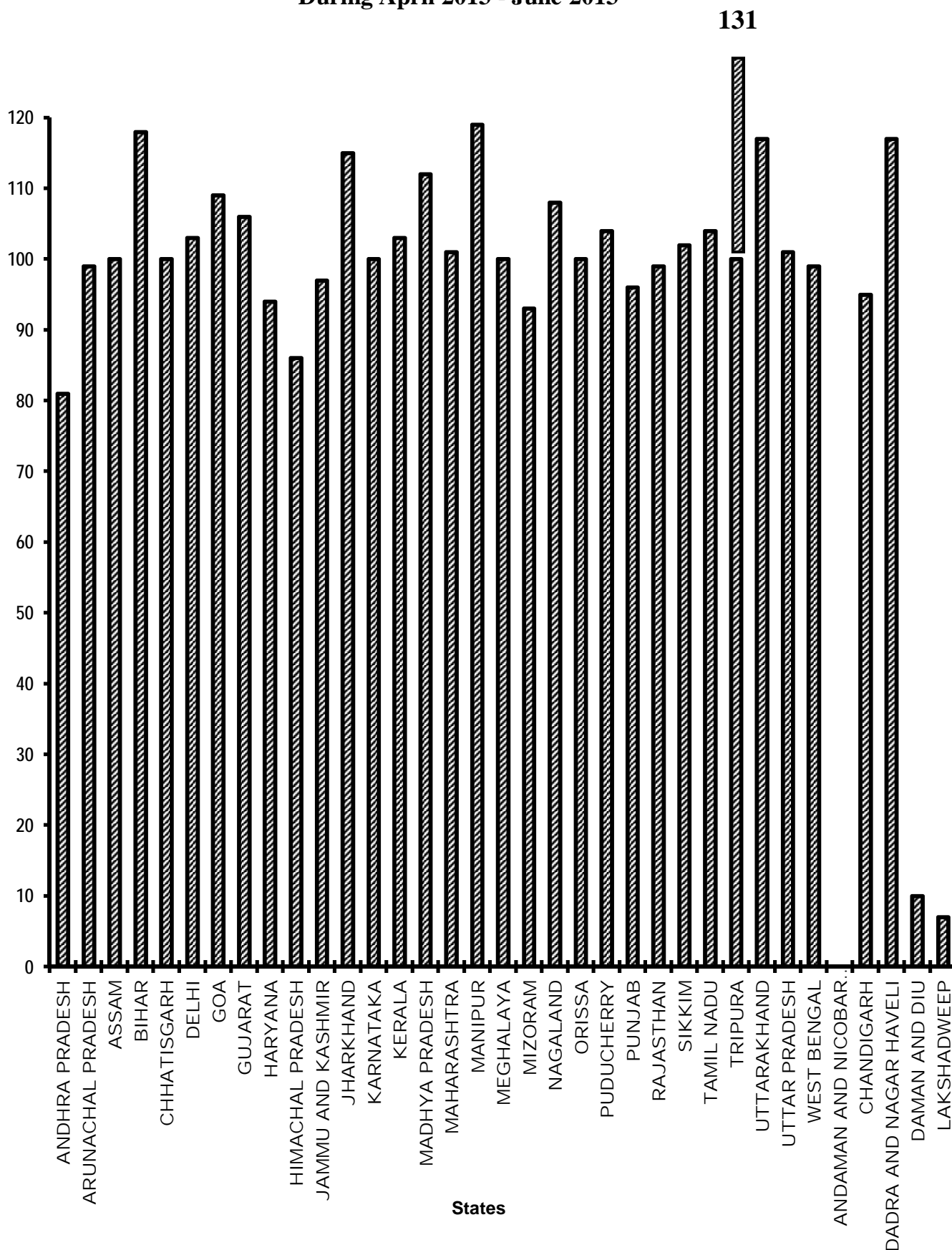


Table - 7

Rural Housing - Indira Awaas Yojana
Houses constructed
(Unit: Number)

Sl. No.	State/UT Name	Target		Achievement	Percent Achievement
		2013-2014	April,2013-June,2013	April,2013-June,2013	April,2013-June,2013
(1)	(2)	(3)	(4)	(5)	(5)/(4)
1	ANDHRA PRADESH	2,07,313	20,730	5,811	28
2	ARUNACHAL PRADESH	6,870	687	0 #	0
3	ASSAM	1,38,695	13,869	8,128	59
4	BIHAR	6,05,550	60,555	2,36,764	391
5	CHHATISGARH	48,004	4,800	3,373	70
6	GOA	1,393	138	656	475
7	GUJARAT	1,07,880	10,788	5,850	54
8	HARYANA	18,029	1,803	1,433	79
9	HIMACHAL PRADESH	7,064	705	0	0
10	JAMMU AND KASHMIR	15,952	3,987	3,346	84
11	JHARKHAND	67,153	6,714	8,967	134
12	KARNATAKA	87,816	8,781	20,598	235
13	KERALA	45,738	4,575	13,538	296
14	MADHYA PRADESH	1,12,936	11,295	3,524	31
15	MAHARASHTRA	1,37,314	13,731	9,289	68
16	MANIPUR	8,011	801	0	0
17	MEGHALAYA	13,865	1,386	275	20
18	MIZORAM	3,661	366	0 #	0
19	NAGALAND	10,439	1,044	0 #	0
20	ORISSA	1,28,057	12,807	14,589	114
21	PUDUCHERRY	1,065	108	0	0
22	PUNJAB	19,531	1,953	1,097	56
23	RAJASTHAN	85,460	8,547	9,154	107
24	SIKKIM	1,436	144	0	0
25	TAMIL NADU	88,436	8,844	73	1
26	TRIPURA	13,368	1,338	0	0
27	UTTARAKHAND	14,012	1,401	509	36
28	UTTAR PRADESH	2,97,223	29,721	40,410	136
29	WEST BENGAL	1,85,594	18,558	17,165 #	92
30	ANDAMAN AND NICOBAR ISLANDS	2,081	207	63	30
31	DADRA AND NAGAR HAVELI	419	42	0	0
32	DAMAN AND DIU	162	15	0	0
33	LAKSHADWEEP	188	18	0 #	0
Grand Total		24,80,715	2,50,458	4,04,612	162

Very Good:(90% or above of targets)

BIHAR, GOA, JHARKHAND, KARNATAKA, KERALA, ORISSA, RAJASTHAN, UTTAR PRADESH, WEST BENGAL

Good:(Between 80% to 90% targets)

JAMMU AND KASHMIR

Poor:(Below 80% of targets)

ANDHRA PRADESH, ARUNACHAL PRADESH, ASSAM, CHHATISGARH, GUJARAT, HARYANA, HIMACHAL PRADESH, MADHYA PRADESH, MAHARASHTRA, MANIPUR, MEGHALAYA, MIZORAM, NAGALAND, PUDUCHERRY, PUNJAB, SIKKIM, TAMIL NADU, TRIPURA, UTTARAKHAND, ANDAMAN AND NICOBAR ISLANDS, DADRA AND NAGAR HAVELI, DAMAN AND DIU, LAKSHADWEEP

Note: # Previous month figures have been repeated

Rural Housing - Indira Awaas Yojana

Houses constructed

% Achievement of Target

During April 2013 - June 2013

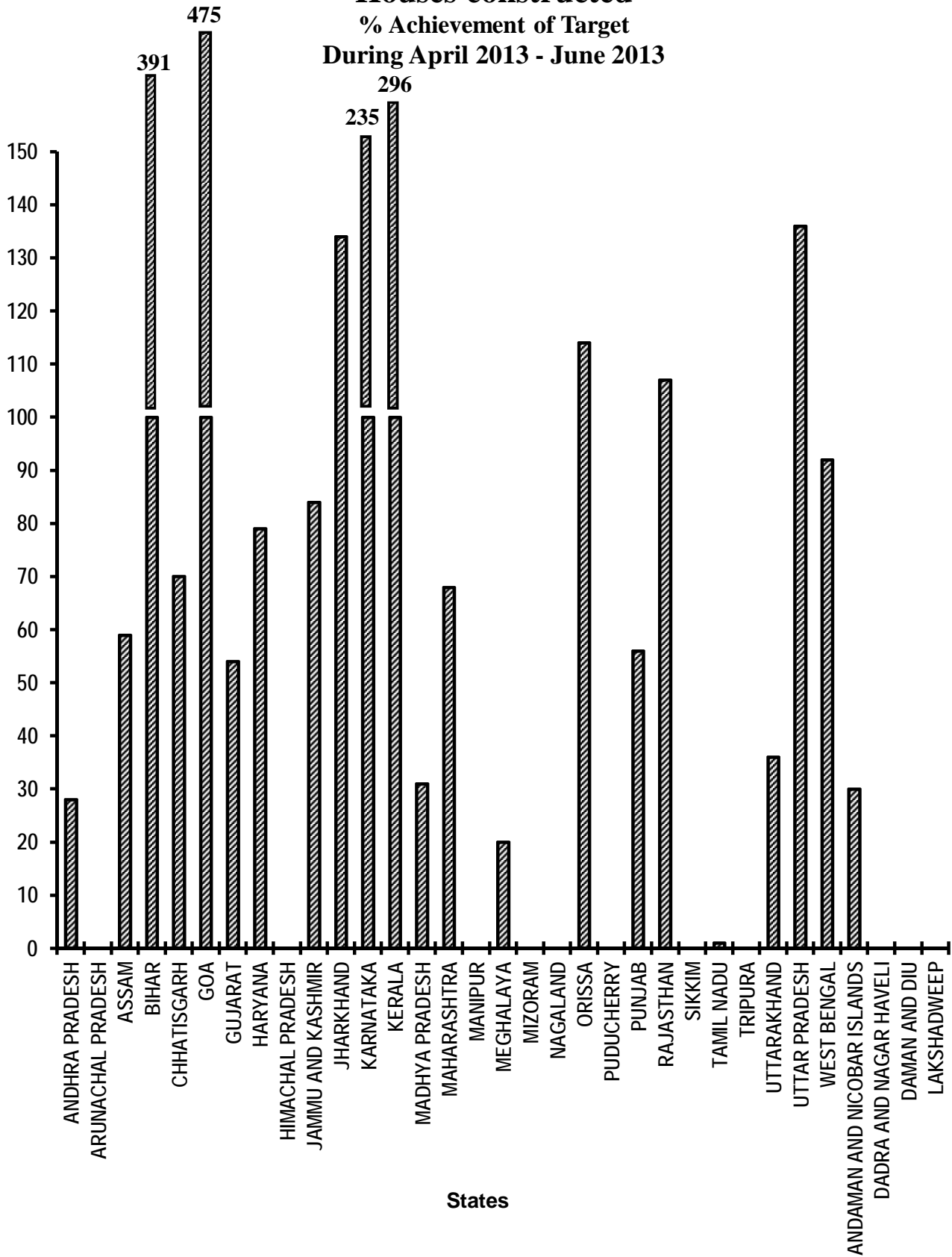


Table - 8

EWS/LIG Houses in Urban Areas
Houses constructed
(Unit: Number)

Sl. No.	State/UT Name	Target Δ		Achievement	Percent Achievement
		2013-2014	April, 2013- June, 2013	April, 2013- June, 2013	April, 2013- June, 2013
(1)	(2)	(3)	(4)	(5)	(5)/(4)
1	ANDHRA PRADESH	12,500	3,124	2,335	75
2	ARUNACHAL PRADESH	225	56	100 #	179
3	ASSAM	1,900	475	0	0
4	BIHAR	11,000	2,750	384	14
5	CHHATISGARH	11,000	2,750	6,928	252
6	DELHI	12,500	3,125	3,865	124
7	GOA	35	8	4	50
8	GUJARAT	12,500	3,125	232	7
9	HARYANA	2,075	518	0	0
10	HIMACHAL PRADESH	375	93	0	0
11	JAMMU AND KASHMIR	2,500	625	0	0
12	JHARKHAND	5,000	1,250	596	48
13	KARNATAKA	2,500	625	1,896	303
14	KERALA	5,000	1,250	148	12
15	MADHYA PRADESH	12,500	3,125	615	20
16	MAHARASHTRA	40,000	10,000	3,823	38
17	MANIPUR	1,000	250	0	0
18	MEGHALAYA	250	62	0	0
19	MIZORAM	500	125	0 #	0
20	NAGALAND	750	188	0 #	0
21	ORISSA	2,250	562	0	0
22	PUDUCHERRY	550	137	0	0
23	PUNJAB	4,000	1,000	0	0
24	RAJASTHAN	7,500	1,875	772	41
25	SIKKIM	60	15	0	0
26	TAMIL NADU	15,000	3,750	575	15
27	TRIPURA	250	62	41	66
28	UTTARAKHAND	1,250	312	0	0
29	UTTAR PRADESH	15,000	3,750	10	0
30	WEST BENGAL	17,500	4,375	696 #	16
31	ANDAMAN AND NICOBAR ISLANDS	10	2	0	0
32	CHANDIGARH	2,500	625	0	0
33	DADRA AND NAGAR HAVELI	20	5	0	0
Grand Total		2,00,000	49,994	23,020	46

Very Good: (90% or above of targets)

ARUNACHAL PRADESH, CHHATISGARH, DELHI, KARNATAKA

Poor: (Below 80% of targets)

ANDHRA PRADESH, ASSAM, BIHAR, GOA, GUJARAT, HARYANA, HIMACHAL PRADESH, JAMMU AND KASHMIR, JHARKHAND, KERALA, MADHYA PRADESH, MAHARASHTRA, MANIPUR, MEGHALAYA, MIZORAM, NAGALAND, ORISSA, PUDUCHERRY, PUNJAB, RAJASTHAN, SIKKIM, TAMIL NADU, TRIPURA, UTTARAKHAND, UTTAR PRADESH, WEST BENGAL, ANDAMAN AND NICOBAR ISLANDS, CHANDIGARH, DADRA AND NAGAR HAVELI

Note: Δ Previous year targets have been repeated provisionally

Previous month figures have been repeated

EWS/LIG Houses in Urban Areas

Houses constructed
% Achievement of Target
During April 2013 - June 2013

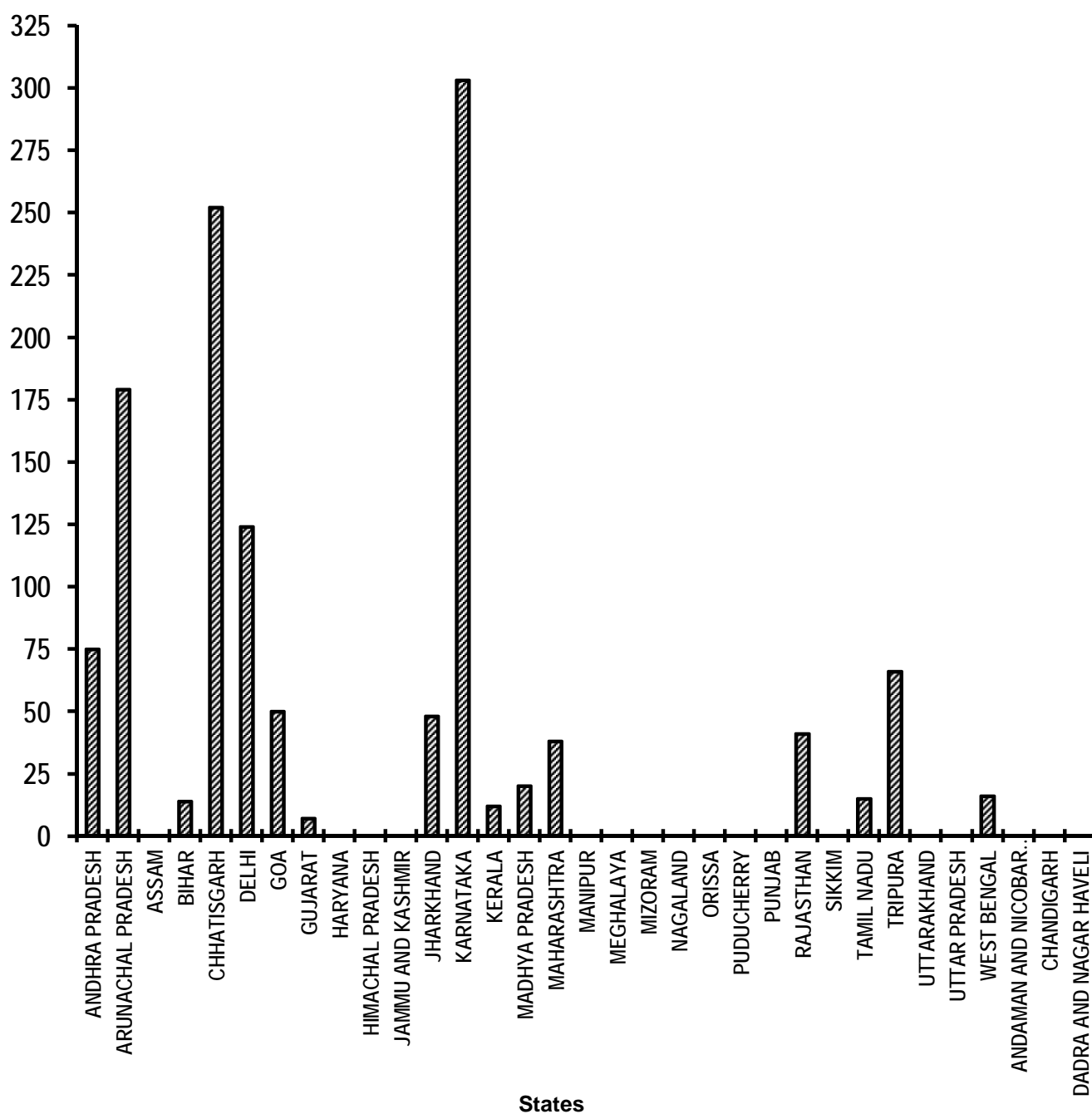


Table - 9(A)

Rural Areas: National Rural Drinking Water Programme (NRDWP)
Habitations covered (Partially covered & Slipped back)
(Unit: Number)

Sl. No.	State/UT Name	Target		Achievement	Percent Achievement
		2013-2014	April,2013-June,2013	April,2013-June,2013	April,2013-June,2013
(1)	(2)	(3)	(4)	(5)	(5)/(4)
1	ANDHRA PRADESH	5,581	558	280	50
2	ARUNACHAL PRADESH	285	28	0 #	0
3	ASSAM	4,050	405	70 *	17
4	BIHAR	9,000	900	349	39
5	CHHATISGARH	8,100	810	0	0
6	GUJARAT	875	87	62	71
7	HARYANA	807	81	34	42
8	HIMACHAL PRADESH	2,500	250	324	130
9	JAMMU AND KASHMIR	948	95	0	0
10	JHARKHAND	12,024	1,203	442	37
11	KARNATAKA	7,700	770	0	0
12	KERALA	774	77	70	91
13	MADHYA PRADESH	11,300	1,130	752 +	67
14	MAHARASHTRA	4,136	414	215	52
15	MANIPUR	250	25	0	0
16	MEGHALAYA	559	56	6	11
17	MIZORAM	45	4	0 #	0
18	NAGALAND	34	3	0 #	0
19	ORISSA	10,873	1,087	2,197	202
20	PUDUCHERRY	17	1	0	0
21	PUNJAB	1,529	153	71	46
22	RAJASTHAN	1,590	159	75	47
23	SIKKIM	200	20	2	10
24	TAMIL NADU	5,460	545	15	3
25	TRIPURA	28	3	90	3,000
26	UTTARAKHAND	1,073	107	127	119
27	UTTAR PRADESH	24,000	2,400	0	0
28	WEST BENGAL	2,755	276	484 #	175
Grand Total		1,16,493	11,647	5,665	49

Very Good:(90% or above of targets)

HIMACHAL PRADESH, KERALA, ORISSA, TRIPURA, UTTARAKHAND, WEST BENGAL

Poor:(Below 80% of targets)

ANDHRA PRADESH, ARUNACHAL PRADESH, ASSAM, BIHAR, CHHATISGARH, GUJARAT, HARYANA, JAMMU AND KASHMIR, JHARKHAND, KARNATAKA, MADHYA PRADESH, MAHARASHTRA, MANIPUR, MEGHALAYA, MIZORAM, NAGALAND, PUDUCHERRY, PUNJAB, RAJASTHAN, SIKKIM, TAMIL NADU, UTTAR PRADESH

Note: + State is providing total figure for the two parameter (as per old format) hence half value has been taken.

Previous month figures have been repeated

* The figures have been reconciled with that of M/o Drinking Water & Sanitation

Rural Areas- National Rural Drinking Water Programme (NRDWP)

Habitations covered (Partially Covered & Slipped back)

% Achievement of Target

During April 2013 - June 2013

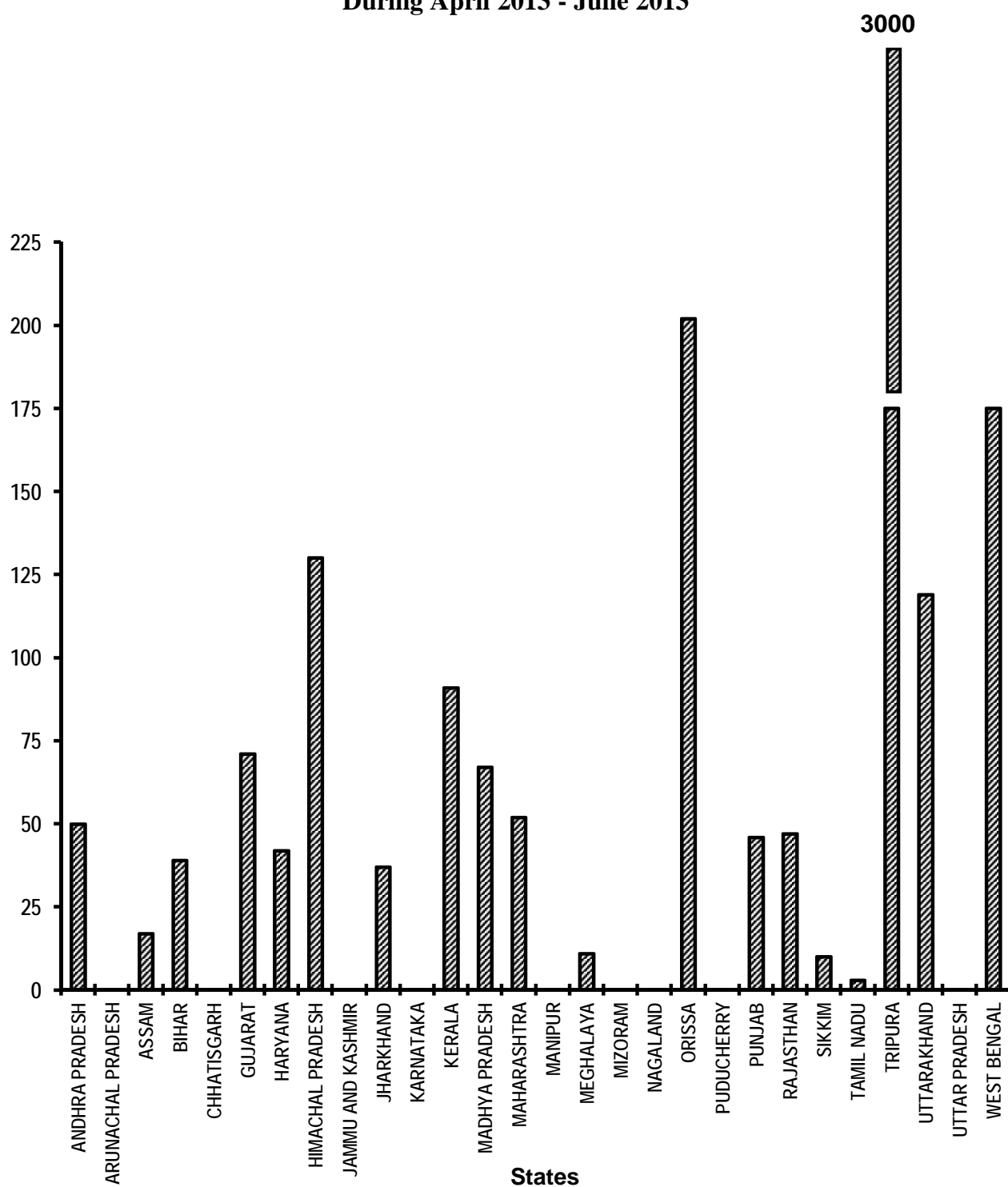


Table - 9(B)

Rural Areas: National Rural Drinking Water Programme (NRDWP)
Coverage of water quality affected habitations
(Unit: Number)

Sl. No.	State/UT Name	Target		Achievement	Percent Achievement
		2013-2014	April,2013-June,2013	April,2013-June,2013	April,2013-June,2013
(1)	(2)	(3)	(4)	(5)	(5)/(4)
1	ANDHRA PRADESH	217	23	8	35
2	ASSAM	3,125	313	34	11
3	BIHAR	4,832	483	131	27
4	CHHATISGARH	2,600	260	0	0
5	GUJARAT	175	17	1	6
6	HARYANA	11	1	4	400
7	JAMMU AND KASHMIR	7	-	0	-
8	JHARKHAND	108	10	3 *	30
9	KARNATAKA	2,678	267	0	0
10	KERALA	150	16	8 *	50
11	MADHYA PRADESH	1,750	176	752 +	427
12	MAHARASHTRA	577	57	15	26
13	MEGHALAYA	57	6	0	0
14	NAGALAND	51	6	0 #	0
15	ORISSA	2,627	263	178	68
16	PUDUCHERRY	6	-	0	-
17	PUNJAB	410	40	0	0
18	RAJASTHAN	1,400	140	97	69
19	TAMIL NADU	540	54	3	6
20	TRIPURA	1,150	116	146	126
21	UTTAR PRADESH	1,000	100	0	0
22	WEST BENGAL	1,845	184	372 #	202
Grand Total		25,316	2,532	1,752	69

Very Good:(90% or above of targets)

HARYANA, MADHYA PRADESH, TRIPURA, WEST BENGAL

Poor:(Below 80% of targets)

ANDHRA PRADESH, ASSAM, BIHAR, CHHATISGARH, GUJARAT, JHARKHAND, KARNATAKA, KERALA, MAHARASHTRA, MEGHALAYA, NAGALAND, ORISSA, PUNJAB, RAJASTHAN, TAMIL NADU, UTTAR PRADESH

Note: + State is providing total figure for the two parameter (as per old format) hence half value has been taken.

Previous month figures have been repeated

* The figures have been reconciled with that of M/o Drinking Water & Sanitation

Rural Areas- National Rural Drinking Water Programme (NRDWP)

Coverage of Water Quality Affected Habitations

% Achievement of Target
During April 2013 - June 2013

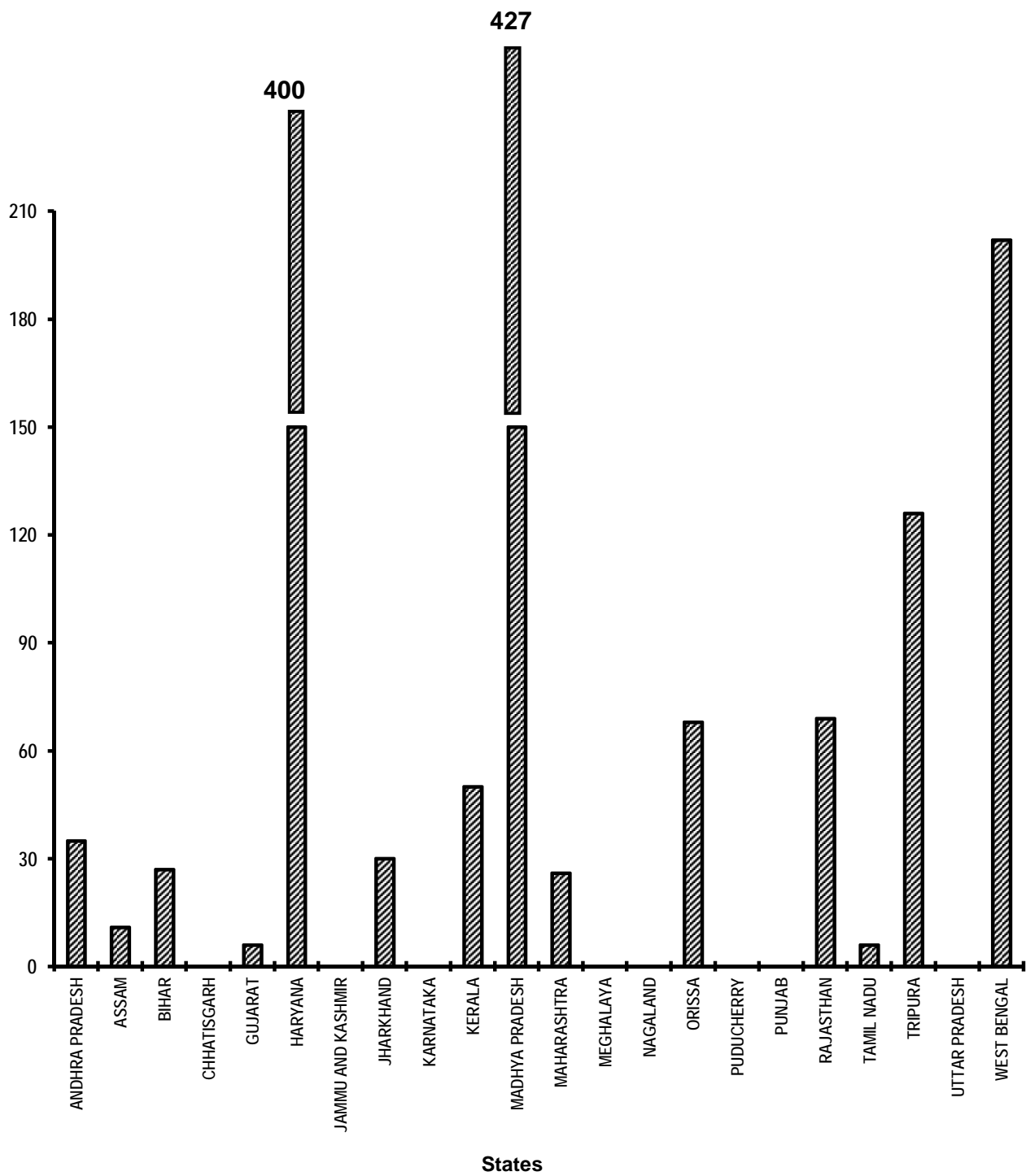


Table - 10

Sanitation Programme in Rural Areas
(Unit: Number)

Sl. No.	State/UT Name	Individual Household latrines constructed (Number) April,2013-June,2013
(1)	(2)	(3)
1	ANDHRA PRADESH	75,960
2	ARUNACHAL PRADESH	950
3	ASSAM	18,189
4	BIHAR	71,483
5	CHHATISGARH	6,414
6	DELHI	0
7	GOA	0
8	GUJARAT	22,122
9	HARYANA	10,437
10	HIMACHAL PRADESH	3,458
11	JAMMU AND KASHMIR	2,708
12	JHARKHAND	14,081
13	KARNATAKA	43,884
14	KERALA	516
15	MADHYA PRADESH	82,104
16	MAHARASHTRA	43,733
17	MANIPUR	13,113
18	MEGHALAYA	2,496
19	MIZORAM	1,619
20	NAGALAND	0
21	ORISSA	5,426
22	PUDUCHERRY	0
23	PUNJAB	591
24	RAJASTHAN	37,211
25	SIKKIM	0
26	TAMIL NADU	34,770
27	TRIPURA	3,393
28	UTTARAKHAND	15,942
29	UTTAR PRADESH	86,652
30	WEST BENGAL	1,16,652
31	ANDAMAN AND NICOBAR ISLANDS	0
32	CHANDIGARH	0
33	DADRA AND NAGAR HAVELI	0
34	DAMAN AND DIU	0
35	LAKSHADWEEP	0
Grand Total		7,13,904

Table - 11

Institutional Delivery
(Unit: Number)

Sl. No.	State/UT Name	Delivery in institutions (Number) April,2013-June,2013
(1)	(2)	(3)
1	ANDHRA PRADESH	3,29,809
2	ARUNACHAL PRADESH	0 #
3	ASSAM	0
4	BIHAR	2,74,899
5	CHHATISGARH	59,492
6	DELHI	63,159
7	GOA	4,050
8	GUJARAT	1,56,373
9	HARYANA	55,734
10	HIMACHAL PRADESH	16,935
11	JAMMU AND KASHMIR	41,100
12	JHARKHAND	46,809
13	KARNATAKA	2,12,674
14	KERALA	1,25,320
15	MADHYA PRADESH	0
16	MAHARASHTRA	2,74,852
17	MANIPUR	1,895
18	MEGHALAYA	6,674
19	MIZORAM	0 #
20	NAGALAND	0 #
21	ORISSA	1,49,860
22	PUDUCHERRY	10,335
23	PUNJAB	64,201
24	RAJASTHAN	2,20,899
25	SIKKIM	1,437
26	TAMIL NADU	2,52,627
27	TRIPURA	10,423
28	UTTARAKHAND	22,431
29	UTTAR PRADESH	4,59,677
30	WEST BENGAL	1,38,843 #
31	ANDAMAN AND NICOBAR ISLANDS	1,267
32	CHANDIGARH	4,819
33	DADRA AND NAGAR HAVELI	1,797
34	DAMAN AND DIU	793
35	LAKSHADWEEP	0 #
Grand Total		30,09,184

Previous month figures have been repeated

Table - 12 (A)

SC Families Assisted under SCA to SCSP & NSFDC
(Unit: Number)

Sl. No.	State/UT Name	Target		Achievement	Percent Achievement
		2013-2014	April,2013-June,2013	April,2013-June,2013	April,2013-June,2013
(1)	(2)	(3)	(4)	(5)	(5)/(4)
1	ANDHRA PRADESH	1,21,813	24,363	0	0
2	ASSAM	11,637	2,328	206	9
3	BIHAR	11,982	2,397	92,190	3,846
4	CHHATISGARH	98,071	19,614	0	0
5	DELHI	680	135	976	723
6	GOA	16,804	3,360	9	0
7	GUJARAT	14,130	2,826	14,524	514
8	HARYANA	19,394	3,879	9,530	246
9	HIMACHAL PRADESH	11,515	2,304	7,129	309
10	JAMMU AND KASHMIR	5,713	1,143	16,500	1,444
11	JHARKHAND	16,574	3,315	22,438	677
12	KARNATAKA	66,871	13,374	0	0
13	KERALA	14,457	2,892	7,274	252
14	MADHYA PRADESH	66,098	13,221	33,677	255
15	MAHARASHTRA	41,759	8,352	1,202	14
16	MANIPUR	650	129	0	0
17	ORISSA	41,473	8,295	4,883	59
18	PUDUCHERRY	608	123	12	10
19	PUNJAB	30,838	6,168	35 *	1
20	RAJASTHAN	46,649	9,330	56,131	602
21	SIKKIM	352	69	600	870
22	TAMIL NADU	57,573	11,514	91,626	796
23	TRIPURA	6,370	1,275	37,869	2,970
24	UTTARAKHAND	8,347	1,668	857	51
25	UTTAR PRADESH	1,69,519	33,903	12,843	38
26	WEST BENGAL	82,224	16,446	4072 #	25
27	CHANDIGARH	905	180	446	248
Grand Total		9,63,006	1,92,603	4,15,029	215

Very Good:(90% or above of targets)

BIHAR, DELHI, GUJARAT, HARYANA, HIMACHAL PRADESH, JAMMU AND KASHMIR, JHARKHAND, KERALA, MADHYA PRADESH, RAJASTHAN, SIKKIM, TAMIL NADU, TRIPURA, CHANDIGARH

Poor:(Below 80% of targets)

ANDHRA PRADESH, ASSAM, CHHATISGARH, GOA, KARNATAKA, MAHARASHTRA, MANIPUR, ORISSA, PUDUCHERRY, PUNJAB, UTTARAKHAND, UTTAR PRADESH, WEST BENGAL

Previous month figures have been repeated

* State has downward revised the figure from previous month i.e. April-May 2013 (43) to 35 this month.

SC Families Assisted under SCA to SCSP & NSFDC

% Achievement of Target
During April 2013 - June 2013

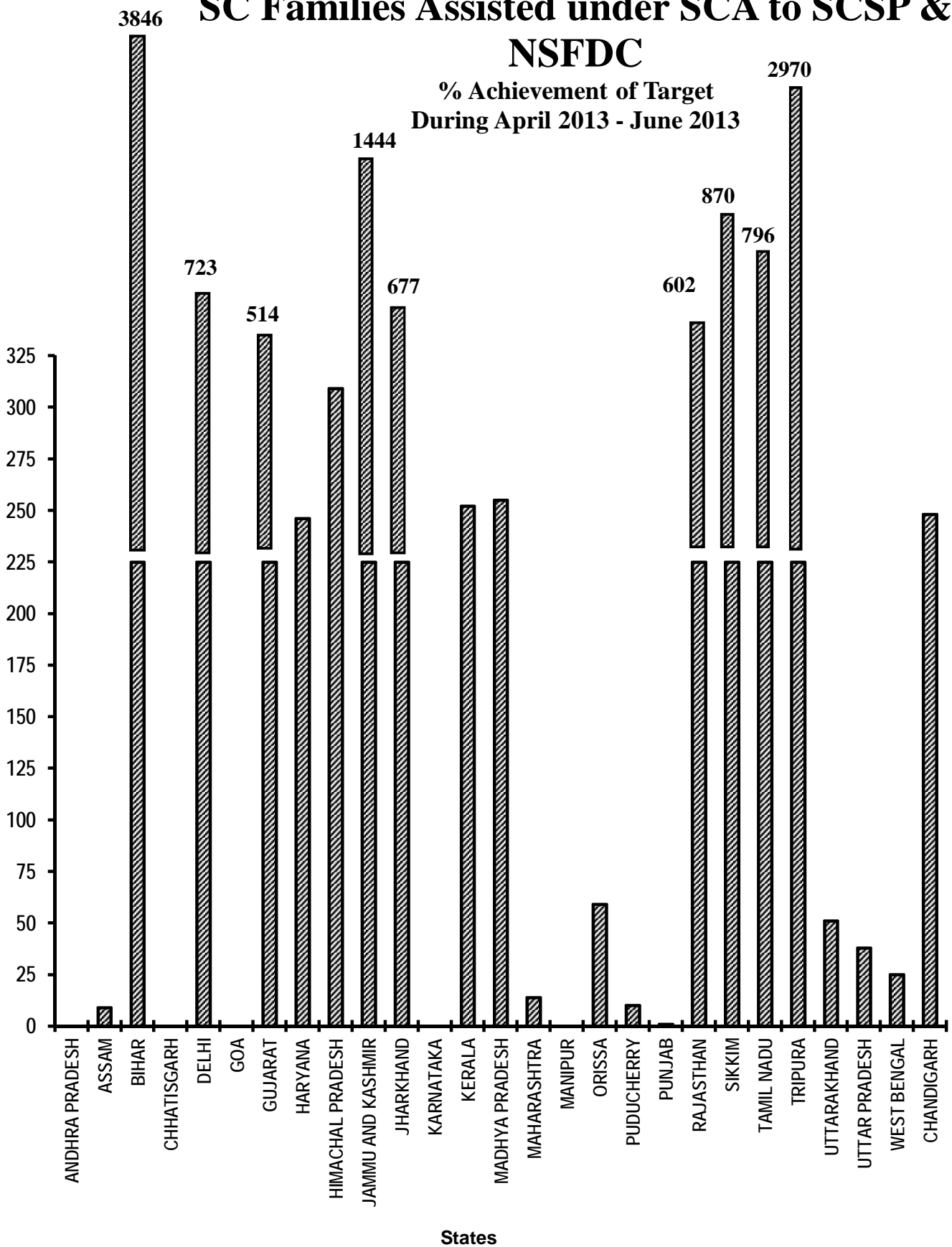


Table - 12 (B)

**SC Students Assisted under Post Matric Scholarship
(Unit: Number)**

Sl. No.	State/UT Name	Target		Achievement *	Percent Achievement
		2013-2014	April,2013-June,2013	April,2013-June,2013	April,2013-June,2013
(1)	(2)	(3)	(4)	(5)	(5)/(4)
1	ANDHRA PRADESH	711017	142203	0	0
2	ASSAM	25,962	5193	0	0
3	BIHAR	142877	28575	0	0
4	CHHATISGARH	94548	18909	0	0
5	DELHI	18,725	3744	0	0
6	GOA	212	42	0	0
7	GUJARAT	109199	21840	0	0
8	HARYANA	78120	15624	0	0
9	HIMACHAL PRADESH	16,050	3210	0	0
10	JAMMU AND KASHMIR	8,429	1686	0	0
11	JHARKHAND	14,142	2829	0	0
12	KARNATAKA	330530	66105	0	0
13	KERALA	126048	25209	0	0
14	MADHYA PRADESH	259774	51954	0	0
15	MAHARASHTRA	616660	123333	0	0
16	MANIPUR	4,757	951	0	0
17	ORISSA	111642	22329	0	0
18	PUDUCHERRY	9,568	1914	0	0
19	PUNJAB	96936	19386	0	0
20	RAJASTHAN	297488	59499	0	0
21	SIKKIM	439	87	0	0
22	TAMIL NADU	840325	168066	0	0
23	TRIPURA	33,454	6690	0	0
24	UTTARAKHAND	71,312	14262	0	0
25	UTTAR PRADESH	882070	176415	0	0
26	WEST BENGAL	600247	120048	0	0
27	CHANDIGARH	0	0	0	0
Grand Total		5500531	1100103		

Note: * States have not yet started furnishing the figures as per new format except Puducherry.

Table - 13

Universalization of ICDS Scheme
ICDS Blocks Operational (Cumulative)
(Unit: Number)

Sl. No.	State/UT Name	Target		Achievement	Percent Achievement
		2013-2014	April,2013-June,2013	April,2013-June,2013	April,2013-June,2013
(1)	(2)	(3)	(4)	(5)	(5)/(4)
1	ANDHRA PRADESH	395	395	406	103
2	ARUNACHAL PRADESH	95	95	93 #	98
3	ASSAM	231	231	231	100
4	BIHAR	544	544	544	100
5	CHHATISGARH	220	220	220	100
6	DELHI	95	95	95	100
7	GOA	11	11	11	100
8	GUJARAT	336	336	336	100
9	HARYANA	148	148	148	100
10	HIMACHAL PRADESH	78	78	78	100
11	JAMMU AND KASHMIR	141	141	141	100
12	JHARKHAND	212	212	204	96
13	KARNATAKA	204	204	204	100
14	KERALA	258	258	258	100
15	MADHYA PRADESH	453	453	453	100
16	MAHARASHTRA	553	553	553	100
17	MANIPUR	42	42	42	100
18	MEGHALAYA	41	41	41	100
19	MIZORAM	27	27	27 #	100
20	NAGALAND	59	59	59 #	100
21	ORISSA	338	338	338	100
22	PUDUCHERRY	5	5	5	100
23	PUNJAB	154	154	154	100
24	RAJASTHAN	304	304	304	100
25	SIKKIM	13	13	13	100
26	TAMIL NADU	434	434	434	100
27	TRIPURA	56	56	56	100
28	UTTARAKHAND	105	105	105	100
29	UTTAR PRADESH	897	897	864	96
30	WEST BENGAL	575	575	178 #	31
31	ANDAMAN AND NICOBAR ISLANDS	5	5	5	100
32	CHANDIGARH	3	3	3	100
33	DADRA AND NAGAR HAVELI	2	2	2	100
34	DAMAN AND DIU	2	2	2	100
35	LAKSHADWEEP	9	9	18 #	200
Grand Total		7,045	7,045	6,625	94

Very Good:(90% or above of targets)

ANDHRA PRADESH, ARUNACHAL PRADESH, ASSAM, BIHAR, CHHATISGARH, DELHI, GOA, GUJARAT, HARYANA, HIMACHAL PRADESH, JAMMU AND KASHMIR, JHARKHAND, KARNATAKA, KERALA, MADHYA PRADESH, MAHARASHTRA, MANIPUR, MEGHALAYA, MIZORAM, NAGALAND, ORISSA, PUDUCHERRY, PUNJAB, RAJASTHAN, SIKKIM, TAMIL NADU, TRIPURA, UTTARAKHAND, UTTAR PRADESH, ANDAMAN AND NICOBAR ISLANDS, CHANDIGARH, DADRA AND NAGAR HAVELI, DAMAN AND DIU, LAKSHADWEEP

Poor:(Below 80% of targets)

WEST BENGAL

Note: # Previous month figures have been repeated

Universalization of ICDS Scheme

ICDS Blocks Operational (Cumulative)

% Achievement of Target
During Apr 2013- June 2013

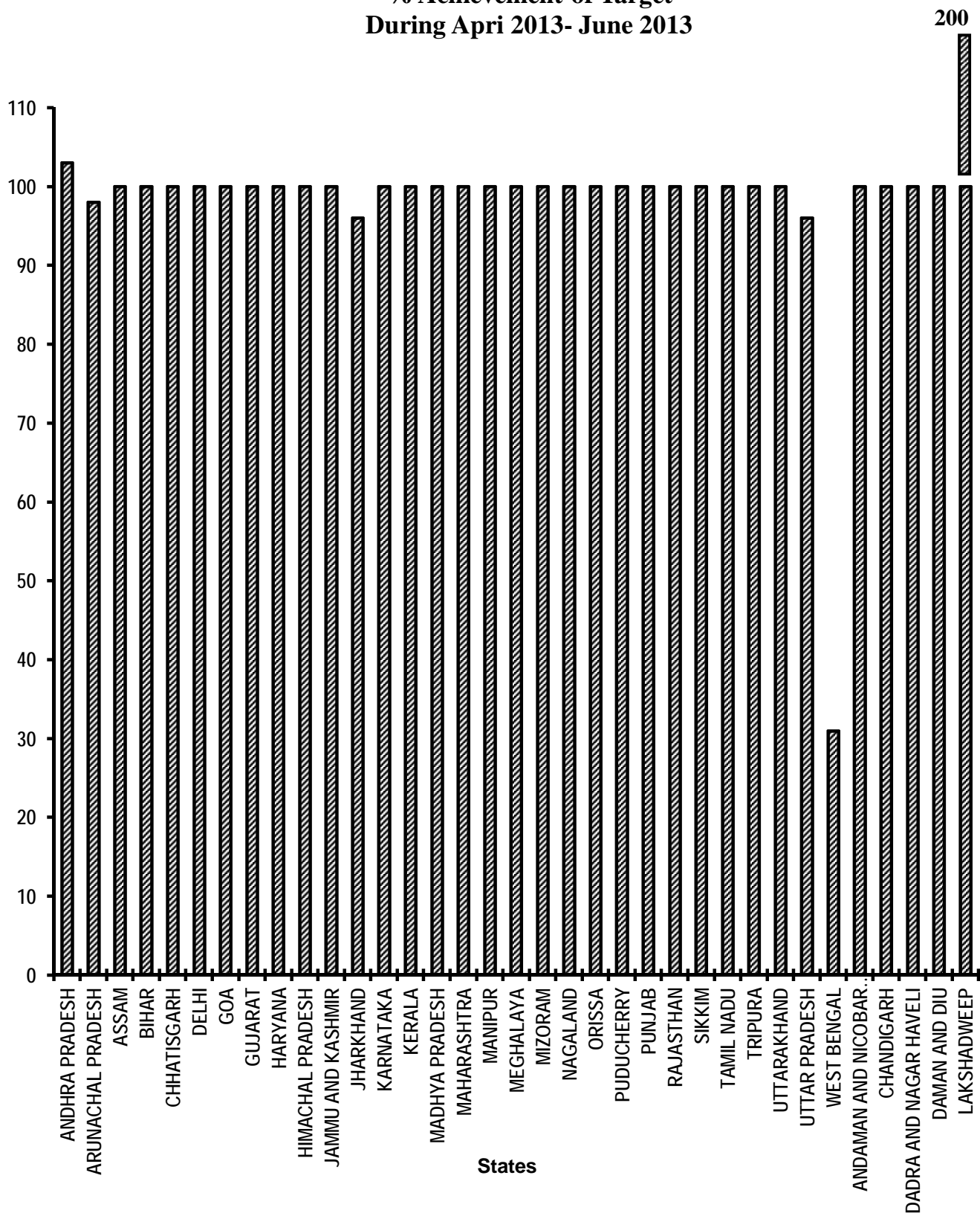


Table - 14

Functional Anganwadis
Anganwadis Functional (Cumulative)
(Unit: Number)

Sl. No.	State/UT Name	Target		Achievement	Percent Achievement
		2013-2014	April, 2013- June, 2013	April, 2013- June, 2013	April, 2013- June, 2013
(1)	(2)	(3)	(4)	(5)	(5)/(4)
1	ANDHRA PRADESH	90,349	90,349	90,288	100
2	ARUNACHAL PRADESH	6,107	6,107	6028 #	99
3	ASSAM	62,153	62,153	62,153	100
4	BIHAR	91,793	91,793	91,677	100
5	CHHATISGARH	55,372	55,372	49,634	90
6	DELHI	10,984	10,984	10,897	99
7	GOA	1,262	1,262	1,262	100
8	GUJARAT	50,990	50,990	50,225	98
9	HARYANA	25,727	25,727	25,833	100
10	HIMACHAL PRADESH	18,890	18,890	18,873	100
11	JAMMU AND KASHMIR	28,577	28,577	28,591	100
12	JHARKHAND	38,432	38,432	38,365	100
13	KARNATAKA	64,518	64,518	64,516	100
14	KERALA	33,112	33,112	33,108	100
15	MADHYA PRADESH	91,575	91,575	91,138	100
16	MAHARASHTRA	1,07,933	1,07,933	96,781	90
17	MANIPUR	10,534	10,534	9,805	93
18	MEGHALAYA	5,156	5,156	5,155	100
19	MIZORAM	1,980	1,980	1980 #	100
20	NAGALAND	3,455	3,455	3455 #	100
21	ORISSA	71,830	71,830	71,134	99
22	PUDUCHERRY	788	788	788	100
23	PUNJAB	26,656	26,656	26,656	100
24	RAJASTHAN	61,108	61,108	59,503	97
25	SIKKIM	1,233	1,233	1,233	100
26	TAMIL NADU	54,880	54,880	54,439	99
27	TRIPURA	9,908	9,908	9,911	100
28	UTTARAKHAND	20,487	20,487	18,864	92
29	UTTAR PRADESH	1,87,899	1,87,899	1,81,227	96
30	WEST BENGAL	1,16,702	1,16,702	21187 #	18
31	ANDAMAN AND NICOBAR ISLANDS	710	710	708	100
32	CHANDIGARH	500	500	500	100
33	DADRA AND NAGAR HAVELI	267	267	268	100
34	DAMAN AND DIU	104	104	102	98
35	LAKSHADWEEP	107	107	107 #	100
Grand Total		13,52,078	13,52,078	12,26,391	91

Very Good: (90% or above of targets)

ANDHRA PRADESH, ARUNACHAL PRADESH, ASSAM, BIHAR, CHHATISGARH, DELHI, GOA, GUJARAT, HARYANA, HIMACHAL PRADESH, JAMMU AND KASHMIR, JHARKHAND, KARNATAKA, KERALA, MADHYA PRADESH, MAHARASHTRA, MANIPUR, MEGHALAYA, MIZORAM, NAGALAND, ORISSA, PUDUCHERRY, PUNJAB, RAJASTHAN, SIKKIM, TAMIL NADU, TRIPURA, UTTARAKHAND, UTTAR PRADESH, ANDAMAN AND NICOBAR ISLANDS, CHANDIGARH, DADRA AND NAGAR HAVELI, DAMAN AND DIU, LAKSHADWEEP

Poor: (Below 80% of targets)

WEST BENGAL

Note: # Previous month figures have been repeated

Functional Anganwadis (Cumulative)

% Achievement of Target
During April 2013 - June 2013

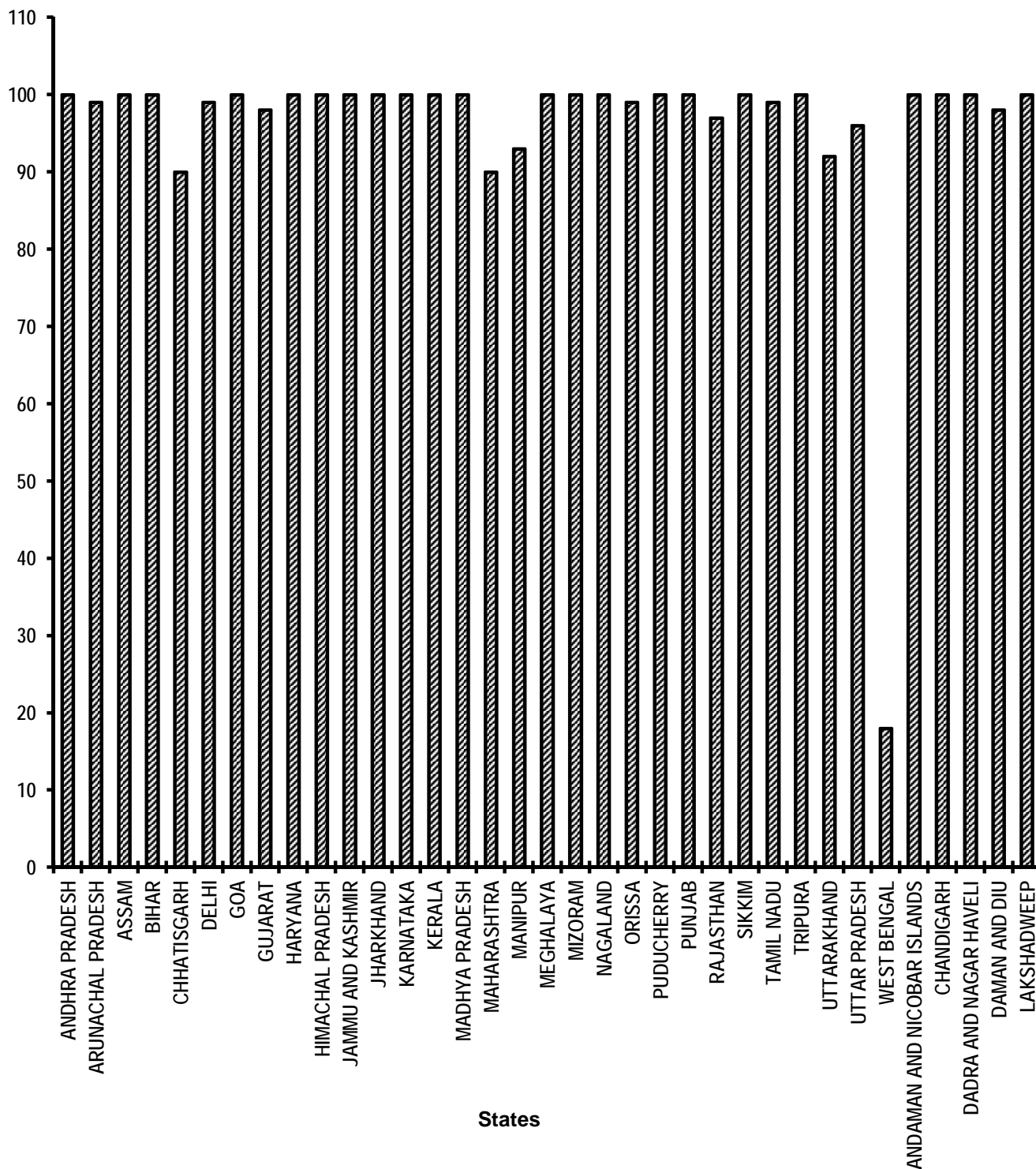


Table - 15

No. of Urban poor families assisted under Seven Point Charter
Poor Families Assisted
(Unit: Number)

Sl. No.	State/UT Name	Target Δ		Achievement	Percent Achievement
		2013-2014	April, 2013- June, 2013	April, 2013- June, 2013	April, 2013- June, 2013
(1)	(2)	(3)	(4)	(5)	(5)/(4)
1	ANDHRA PRADESH	18,750	4,687	17,967	383
2	ARUNACHAL PRADESH	338	84	0 #	0
3	ASSAM	2,850	712	144	20
4	BIHAR	16,500	4,125	0	0
5	CHHATISGARH	16,500	4,125	0	0
6	DELHI	18,750	4,687	0	0
7	GOA	52	13	0	0
8	GUJARAT	18,750	4,687	4,592	98
9	HARYANA	3,112	778	254	33
10	HIMACHAL PRADESH	563	140	0	0
11	JAMMU AND KASHMIR	3,750	937	0	0
12	JHARKHAND	7,500	1,875	1,341	72
13	KARNATAKA	3,750	937	291	31
14	KERALA	7,500	1,875	1,131	60
15	MADHYA PRADESH	18,750	4,687	2,614	56
16	MAHARASHTRA	60,000	15,000	4,607	31
17	MANIPUR	1,500	375	0	0
18	MEGHALAYA	375	94	0	0
19	MIZORAM	750	187	0 #	0
20	NAGALAND	1,125	281	0 #	0
21	ORISSA	3,375	844	600	71
22	PUDUCHERRY	825	206	0	0
23	PUNJAB	6,000	1,500	153	10
24	RAJASTHAN	11,250	2,812	4,080	145
25	SIKKIM	90	22	411	1,868
26	TAMIL NADU	22,500	5,625	3,883	69
27	TRIPURA	375	94	990	1,053
28	UTTARAKHAND	1,875	469	0	0
29	UTTAR PRADESH	22,500	5,625	285	5
30	WEST BENGAL	26,250	6,562	39455 #	601
31	ANDAMAN AND NICOBAR ISLANDS	15	3	0	0
32	CHANDIGARH	3,750	937	163	17
33	DADRA AND NAGAR HAVELI	30	7	0	0
Grand Total		3,00,000	74,992	82,961	111

Very Good: (90% or above of targets)

ANDHRA PRADESH, GUJARAT, RAJASTHAN, SIKKIM, TRIPURA, WEST BENGAL

Poor: (Below 80% of targets)

ARUNACHAL PRADESH, ASSAM, BIHAR, CHHATISGARH, DELHI, GOA, HARYANA, HIMACHAL PRADESH, JAMMU AND KASHMIR, JHARKHAND, KARNATAKA, KERALA, MADHYA PRADESH, MAHARASHTRA, MANIPUR, MEGHALAYA, MIZORAM, NAGALAND, ORISSA, PUDUCHERRY, PUNJAB, TAMIL NADU, UTTARAKHAND, UTTAR PRADESH, ANDAMAN AND NICOBAR ISLANDS, CHANDIGARH, DADRA AND NAGAR HAVELI

Note: Δ Previous year targets have been repeated provisionally

Previous month figures have been repeated

No. of Urban poor families assisted under Seven Point Charter

**Poor Families Assisted
% Achievement of Target
During April 2013 - June 2013**

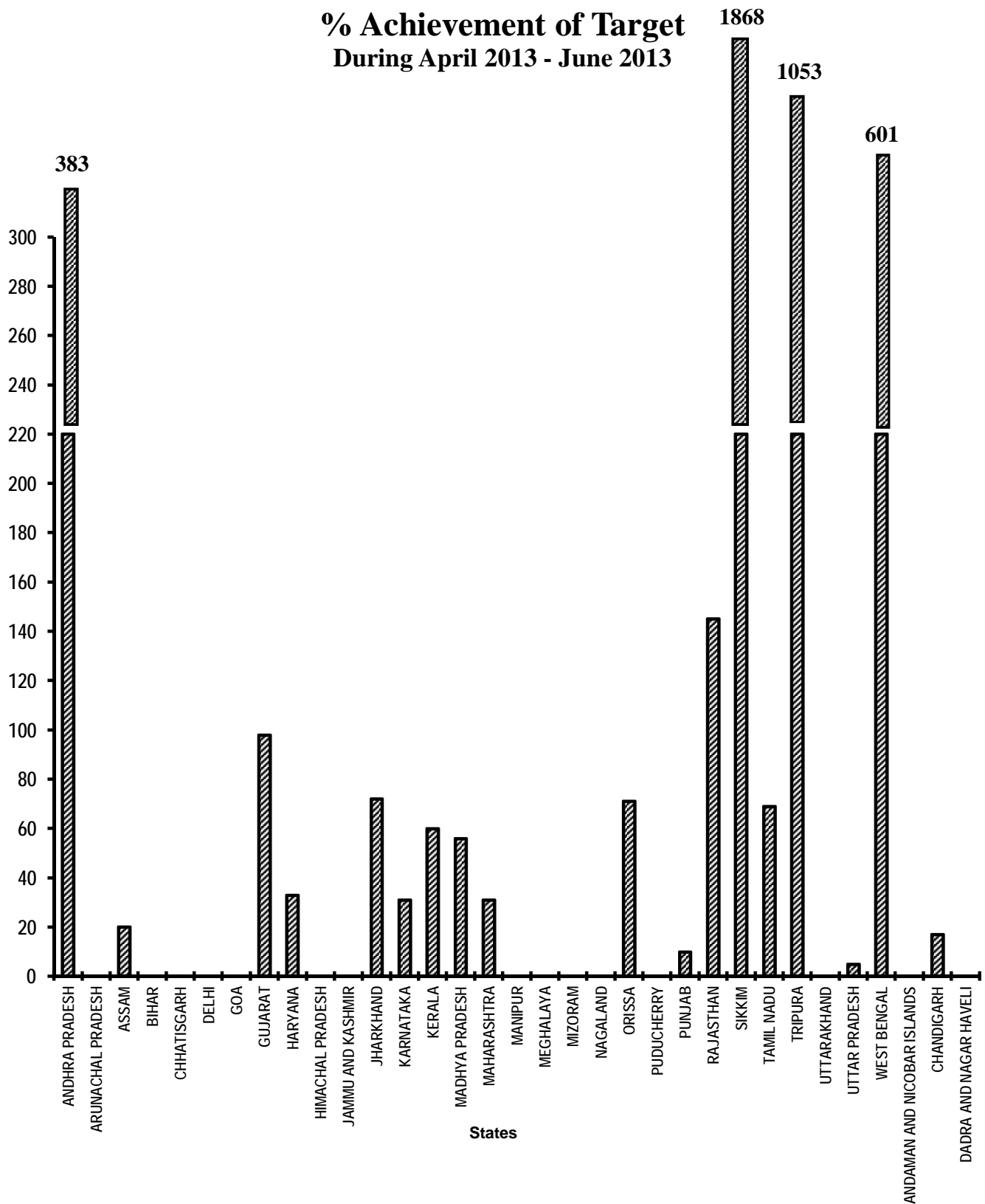


Table - 16(A)

**Afforestation (Public and Forest Lands)
Area Covered under Plantation
(Unit: Hectares)**

Sl. No.	State/UT Name	Target		Achievement	Percent Achievement
		2013-2014	April,2013-June,2013	April,2013-June,2013	April,2013-June,2013
(1)	(2)	(3)	(4)	(5)	(5)/(4)
1	ANDHRA PRADESH	3,87,760	96,939	7,643	8
2	ARUNACHAL PRADESH	5,760	1,440	0 #	0
3	ASSAM	1,180	294	0	0
4	BIHAR	21,860	5,466	17,104	313
5	CHHATISGARH	64,220	16,056	0	0
6	DELHI	1,220	303	17	6
7	GOA	225	54	439	813
8	GUJARAT	1,24,520	31,128	11,255	36
9	HARYANA	64,890	16,221	6,641	41
10	HIMACHAL PRADESH	25,460	6,363	0	0
11	JAMMU AND KASHMIR	9,050	2,262	0	0
12	JHARKHAND	22,200	5,550	125	2
13	KARNATAKA	79,760	19,938	36,104	181
14	KERALA	7,530	1,881	464	25
15	MADHYA PRADESH	1,28,370	32,091	42,680	133
16	MAHARASHTRA	1,57,780	39,444	46,687	118
17	MANIPUR	11,500	2,874	0	0
18	MEGHALAYA	3,940	984	0	0
19	MIZORAM	5,420	1,353	0 #	0
20	NAGALAND	1,950	486	0 #	0
21	ORISSA	1,00,000	24,999	0	0
22	PUDUCHERRY	40	10	8	80
23	PUNJAB	9,700	2,424	6,405	264
24	RAJASTHAN	57,000	14,250	5,210	37
25	SIKKIM	6,160	1,539	410	27
26	TAMIL NADU	58,770	14,691	0	0
27	TRIPURA	20,450	5,112	9,945	195
28	UTTARAKHAND	19,920	4,980	795	16
29	UTTAR PRADESH	76,230	19,056	2,891	15
30	WEST BENGAL	7,940	1,983	640 #	32
31	ANDAMAN AND NICOBAR ISLANDS	1,220	303	114	38
32	CHANDIGARH	100	25	2	8
33	DADRA AND NAGAR HAVELI	220	54	0	0
34	DAMAN AND DIU	10	2	7	350
35	LAKSHADWEEP	20	4	0 #	0
Grand Total		14,82,375	3,70,559	1,95,586	53

Very Good:(90% or above of targets)

BIHAR, GOA, KARNATAKA, MADHYA PRADESH, MAHARASHTRA, PUNJAB, TRIPURA, DAMAN AND DIU

Good:(Between 80% to 90% targets)

PUDUCHERRY

Poor:(Below 80% of targets)

ANDHRA PRADESH, ARUNACHAL PRADESH, ASSAM, CHHATISGARH, DELHI, GUJARAT, HARYANA, HIMACHAL PRADESH, JAMMU AND KASHMIR, JHARKHAND, KERALA, MANIPUR, MEGHALAYA, MIZORAM, NAGALAND, ORISSA, RAJASTHAN, SIKKIM, TAMIL NADU, UTTARAKHAND, UTTAR PRADESH, WEST BENGAL, ANDAMAN AND NICOBAR ISLANDS, CHANDIGARH, DADRA AND NAGAR HAVELI, LAKSHADWEEP

Note: # Previous month figures have been repeated

Afforestation (Public and Forest Lands)

Area Covered under Plantation

% Achievement of Target
During April 2013 - June 2013

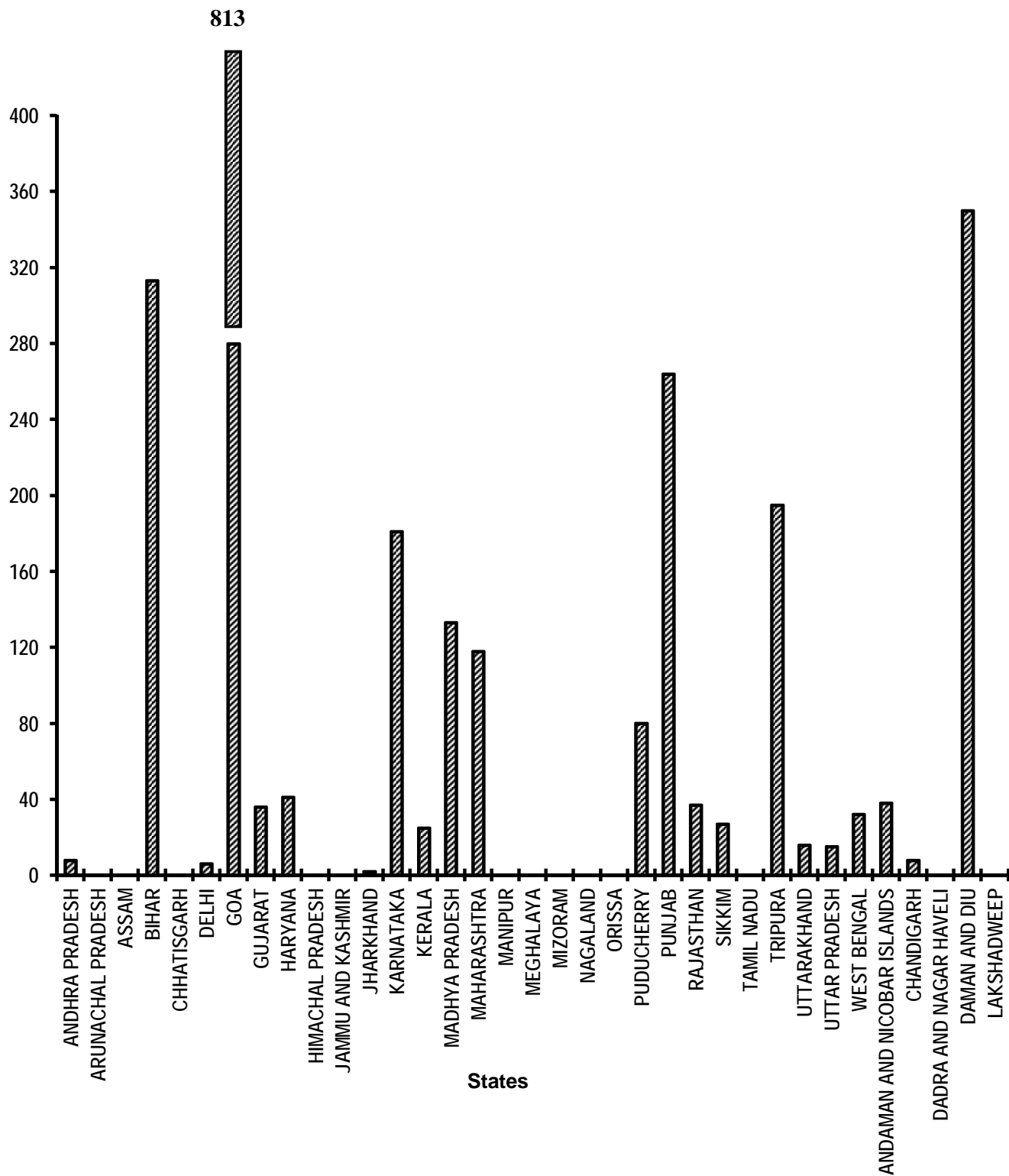


Table - 16(B)

Afforestation (Public and Forest Lands)
Seedlings planted
(Unit: Number)

Sl. No.	State/UT Name	Target		Achievement	Percent Achievement
		2013-2014	April,2013-June,2013	April,2013-June,2013	April,2013-June,2013
(1)	(2)	(3)	(4)	(5)	(5)/(4)
1	ANDHRA PRADESH	25,20,44,000	6,30,11,000	62,82,000	10
2	ARUNACHAL PRADESH	37,44,000	9,36,000	0 #	0
3	ASSAM	7,67,000	1,91,748	0	0
4	BIHAR	1,42,09,000	35,52,249	111	0
5	CHHATISGARH	4,17,43,000	1,04,35,749	0	0
6	DELHI	7,93,000	1,98,249	10,943	6
7	GOA	1,46,000	36,498	63,000	173
8	GUJARAT	8,09,38,000	2,02,34,499	73,16,000	36
9	HARYANA	4,21,79,000	1,05,44,749	68,20,000	65
10	HIMACHAL PRADESH	1,65,49,000	41,37,249	0	0
11	JAMMU AND KASHMIR	58,83,000	14,70,750	0	0
12	JHARKHAND	1,44,30,000	36,07,500	2,31,000	6
13	KARNATAKA	5,18,44,000	1,29,60,999	3,32,14,000	256
14	KERALA	48,95,000	12,23,748	6,33,600	52
15	MADHYA PRADESH	8,34,41,000	2,08,60,248	2,77,42,000	133
16	MAHARASHTRA	10,25,57,000	2,56,39,248	4,44,29,000	173
17	MANIPUR	74,75,000	18,68,748	0	0
18	MEGHALAYA	25,61,000	6,40,248	0	0
19	MIZORAM	35,23,000	8,80,749	0 #	0
20	NAGALAND	12,68,000	3,16,998	0 #	0
21	ORISSA	6,50,00,000	1,62,49,998	0	0
22	PUDUCHERRY	26,000	6,498	9,563	147
23	PUNJAB	63,05,000	15,76,248	51,24,000	325
24	RAJASTHAN	3,70,00,000	92,49,999	43,93,100	47
25	SIKKIM	40,04,000	10,00,998	2,66,000	27
26	TAMIL NADU	3,82,01,000	95,50,248	0	0
27	TRIPURA	1,32,93,000	33,23,250	64,64,000	195
28	UTTARAKHAND	1,29,48,000	32,37,000	13,22,000	41
29	UTTAR PRADESH	4,95,50,000	1,23,87,498	18,39,419	15
30	WEST BENGAL	51,61,000	12,90,249	10,80,000 #	84
31	ANDAMAN AND NICOBAR ISLANDS	7,93,000	1,98,249	73,848	37
32	CHANDIGARH	65,000	16,249	3,338	21
33	DADRA AND NAGAR HAVELI	1,43,000	35,748	0	0
34	DAMAN AND DIU	7,000	1,749	9004 *	515
35	LAKSHADWEEP	13,000	3,250	0 #	0
Grand Total		96,34,98,000	24,08,74,457	14,73,25,926	61

Very Good:(90% or above of targets)

GOA, KARNATAKA, MADHYA PRADESH, MAHARASHTRA, PUDUCHERRY, PUNJAB, TRIPURA, DAMAN AND DIU

Good:(Between 80% to 90% targets)

WEST BENGAL

Poor:(Below 80% of targets)

ANDHRA PRADESH, ARUNACHAL PRADESH, ASSAM, BIHAR, CHHATISGARH, DELHI, GUJARAT, HARYANA, HIMACHAL PRADESH, JAMMU AND KASHMIR, JHARKHAND, KERALA, MANIPUR, MEGHALAYA, MIZORAM, NAGALAND, ORISSA, RAJASTHAN, SIKKIM, TAMIL NADU, UTTARAKHAND, UTTAR PRADESH, ANDAMAN AND NICOBAR ISLANDS, CHANDIGARH, DADRA AND NAGAR HAVELI, LAKSHADWEEP

Note: # Previous month figures have been repeated

* State has downward revised the figure from previous month i.e. April-May 2013 (40,303) to 9004 this month.

Afforestation (Public and Forest Lands)

Seedlings planted

% Achievement of Target
During April 2013 - June 2013

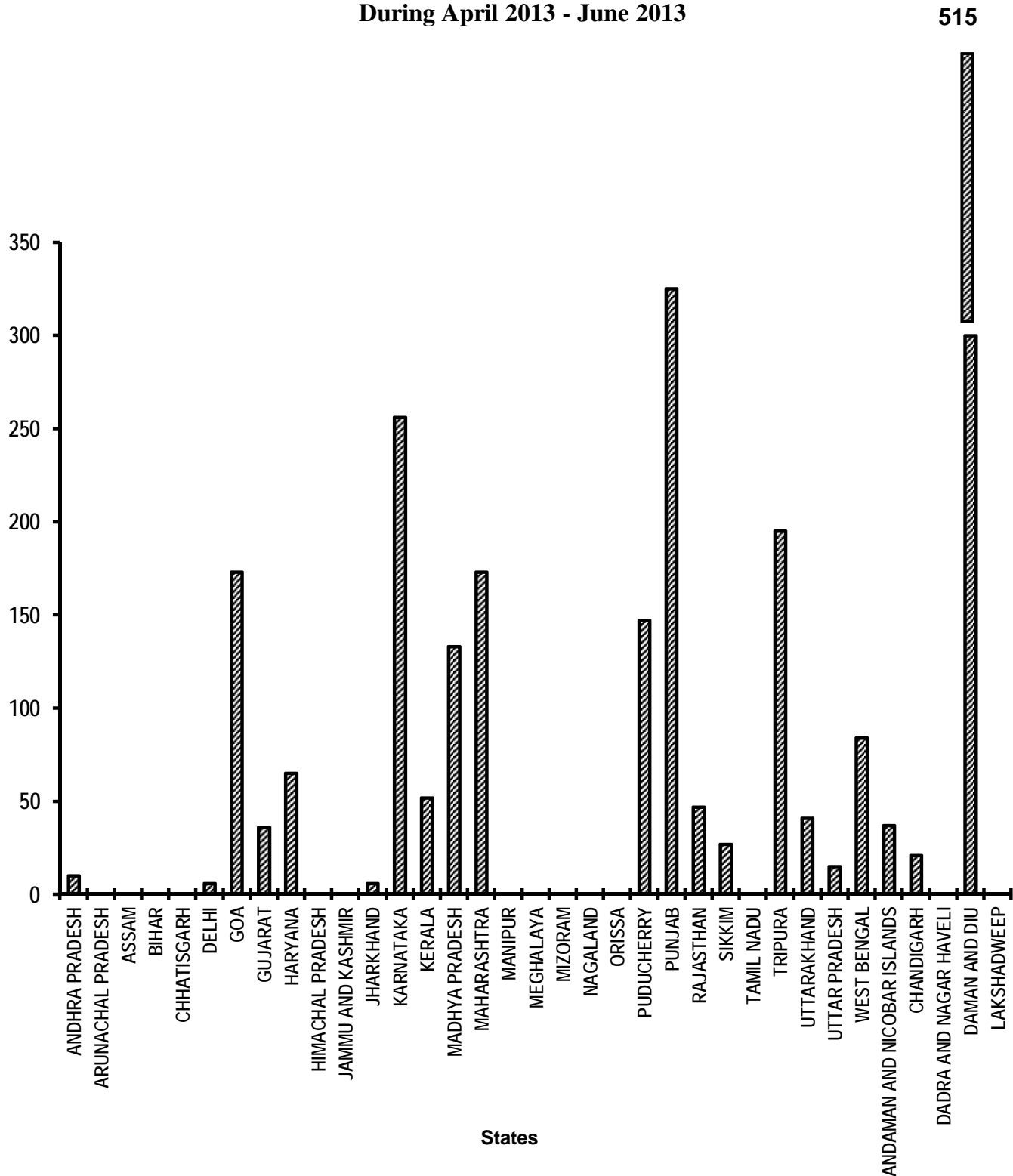


Table - 17

Rural Roads - PMGSY
Length of Road Constructed
(Unit: Kilometer)

Sl. No.	State/UT Name	Target		Achievement	Percent Achievement
		2013-2014	April,2013-June,2013	April,2013-June,2013	April,2013-June,2013
(1)	(2)	(3)	(4)	(5)	(5)/(4)
1	ANDHRA PRADESH	475	95	39	41
2	ARUNACHAL PRADESH	340	68	31 *	46
3	ASSAM	650	131	129	98
4	BIHAR	3,840	960	1742 *	181
5	CHHATISGARH	1,900	380	294	77
6	GUJARAT	200	40	219	548
7	HARYANA	30	6	4	67
8	HIMACHAL PRADESH	550	110	160	145
9	JAMMU AND KASHMIR	1,285	257	156	61
10	JHARKHAND	1,880	376	312 *	83
11	KARNATAKA	90	18	102	567
12	KERALA	240	48	45	94
13	MADHYA PRADESH	3,350	670	526	79
14	MAHARASHTRA	440	88	200	227
15	MANIPUR	160	32	25	78
16	MEGHALAYA	40	8	9	112
17	MIZORAM	50	10	56 *	560
18	NAGALAND	190	38	94 *	247
19	ORISSA	3,460	692	566	82
20	PUNJAB	340	68	459	675
21	RAJASTHAN	1,580	316	428	135
22	SIKKIM	175	35	24	69
23	TAMIL NADU	685	137	0	0
24	TRIPURA	170	34	81 *	238
25	UTTARAKHAND	500	100	63	63
26	UTTAR PRADESH	2,320	464	570 *	123
27	WEST BENGAL	2,010	402	267 *	66
Grand Total		26,950	5,583	6,601	118

Very Good:(90% or above of targets)

ASSAM, BIHAR, GUJARAT, HIMACHAL PRADESH, KARNATAKA, KERALA, MAHARASHTRA, MEGHALAYA, MIZORAM, NAGALAND, PUNJAB, RAJASTHAN, TRIPURA, UTTAR PRADESH

Good:(Between 80% to 90% targets)

JHARKHAND, ORISSA

Poor:(Below 80% of targets)

ANDHRA PRADESH, ARUNACHAL PRADESH, CHHATISGARH, HARYANA, JAMMU AND KASHMIR, MADHYA PRADESH, MANIPUR, SIKKIM, TAMIL NADU, UTTARAKHAND, WEST BENGAL

Note: * The figures have been reconciled with that of Ministry of Rural Development

Rural Roads - PMGSY

Length of Road Constructed

% Achievement of Target
During April 2013 - June 2013

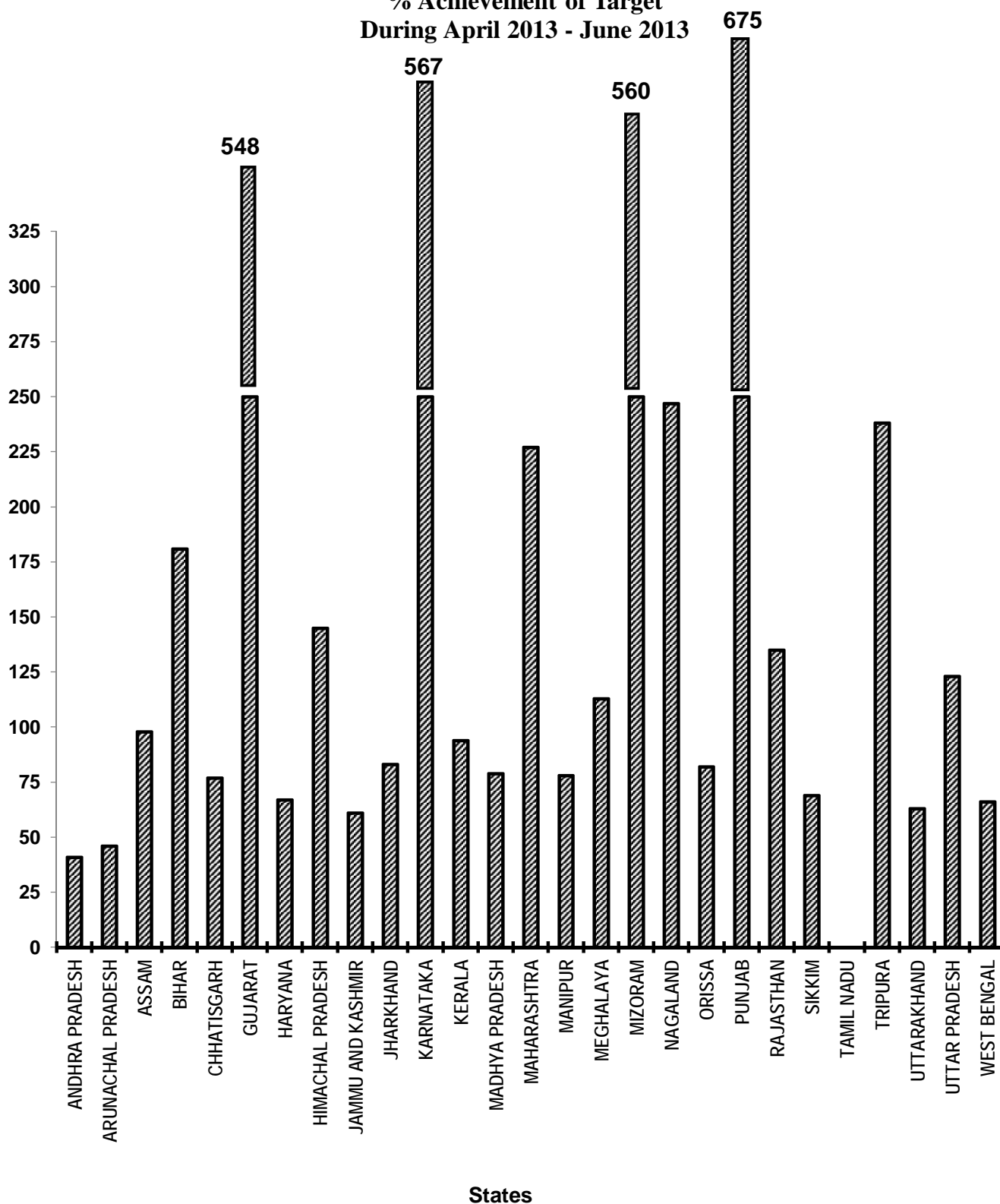


Table - 18

Rajiv Gandhi Grameen Vidyutikaran Yojana
Villages electrified
(Unit: Number)

Sl. No.	State/UT Name	Target		Achievement	Percent Achievement
		2013-2014	April,2013-June,2013	April,2013-June,2013	April,2013-June,2013
(1)	(2)	(3)	(4)	(5)	(5)/(4)
1	ARUNACHAL PRADESH	406	75	95 *	127
2	ASSAM	219	41	28 *	68
3	BIHAR	826	148	77 *	52
4	CHHATISGARH	525	71	30	42
5	HIMACHAL PRADESH	12	6	0	0
6	JAMMU AND KASHMIR	61	30	7 *	23
7	JHARKHAND	362	63	67	106
8	MADHYA PRADESH	45	9	340	3,778
9	MANIPUR	264	43	0	0
10	MEGHALAYA	212	40	12	30
11	MIZORAM	43	10	0 #	0
12	NAGALAND	17	7	0 #	0
13	ORISSA	204	35	46 *	131
14	RAJASTHAN	99	18	15	83
15	TRIPURA	1	1	0	0
16	WEST BENGAL	4	3	0 *	0
Grand Total		3,300	600	717	120

Very Good:(90% or above of targets)

ARUNACHAL PRADESH, JHARKHAND, MADHYA PRADESH, ORISSA

Good:(Between 80% to 90% targets)

RAJASTHAN

Poor:(Below 80% of targets)

ASSAM, BIHAR, CHHATISGARH, HIMACHAL PRADESH, JAMMU AND KASHMIR, MANIPUR, MEGHALAYA, MIZORAM, NAGALAND, TRIPURA, WEST BENGAL

Note: * The figures have been reconciled with that of Ministry of Power

Previous month figures have been repeated

Rajiv Gandhi Grameen Vidyutikaran Yojana-RGGVY

Villages electrified
% Achievement of Target
During April 2013 - June 2013

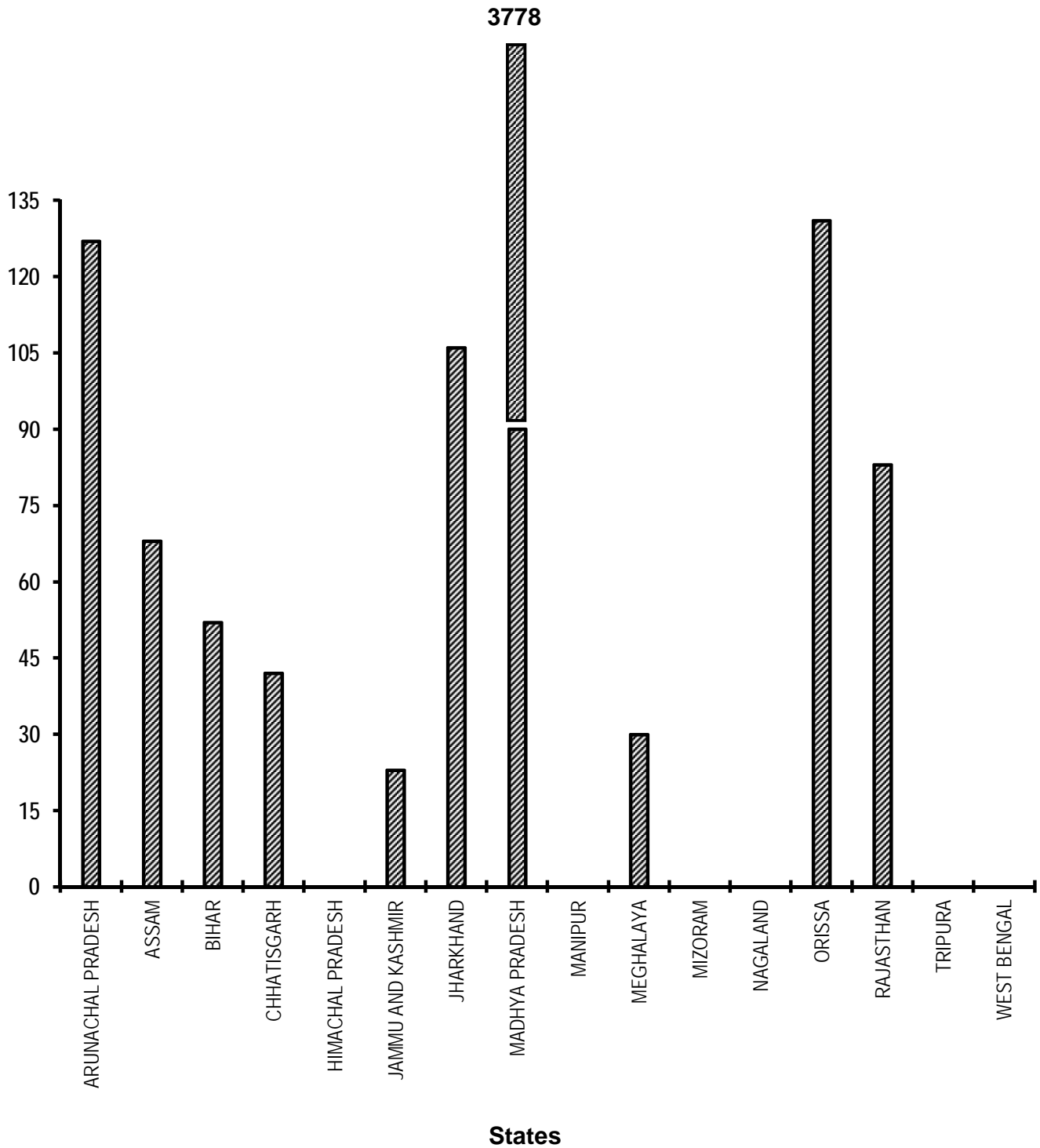


Table - 19

**Energising pump sets
Pumps sets energized
(Unit: Number)**

		Target		Achievement	Percent Achievement
Sl. No.	State/UT Name	2013-2014	April,2013-June,2013	April,2013-June,2013	April,2013-June,2013
(1)	(2)	(3)	(4)	(5)	(5)/(4)
1	ANDHRA PRADESH	50,000	12,500	31,563	253
2	BIHAR	2,764	691	1,131	164
3	CHHATISGARH	20,000	5,000	2,138	43
4	GOA	100	25	65	260
5	GUJARAT Δ	44,250	11,061	11,266	102
6	HARYANA	19,000	4,750	3,239	68
7	HIMACHAL PRADESH Δ	1,215	303	439	145
8	JHARKHAND	22,000	5,500	500	9
9	KARNATAKA	38,602	9,649	9,159	95
10	KERALA	12,000	3,000	2,896	97
11	MADHYA PRADESH	17,237	4,309	8,741	203
12	ORISSA	1,190	297	951	320
13	PUDUCHERRY	25	6	9	150
14	PUNJAB	60,000	15,000	8,195	55
15	RAJASTHAN	30,000	7,500	26,006	347
16	TAMIL NADU Δ	15,000	3,750	1,894	51
17	UTTARAKHAND	350	87	217	249
18	UTTAR PRADESH	22,058	5,514	2,461	45
19	WEST BENGAL	422	105	282 #	269
20	DAMAN AND DIU	25	6	0	0
Grand Total		3,56,238	89,053	1,11,152	125

Very Good:(90% or above of targets)

ANDHRA PRADESH, BIHAR, GOA, GUJARAT, HIMACHAL PRADESH, KARNATAKA, KERALA, MADHYA PRADESH, ORISSA, PUDUCHERRY, RAJASTHAN, UTTARAKHAND, WEST BENGAL

Poor:(Below 80% of targets)

CHHATISGARH, HARYANA, JHARKHAND, PUNJAB, TAMIL NADU, UTTAR PRADESH, DAMAN AND DIU

Note: Δ Only 03 States have furnished the targets for the year 2013-14 and for rest of the States the targets have been repeated provisionally.

Previous month figures have been repeated

Energising Pump sets

Pumps sets energized

% Achievement of Target

During April 2013 - June 2013

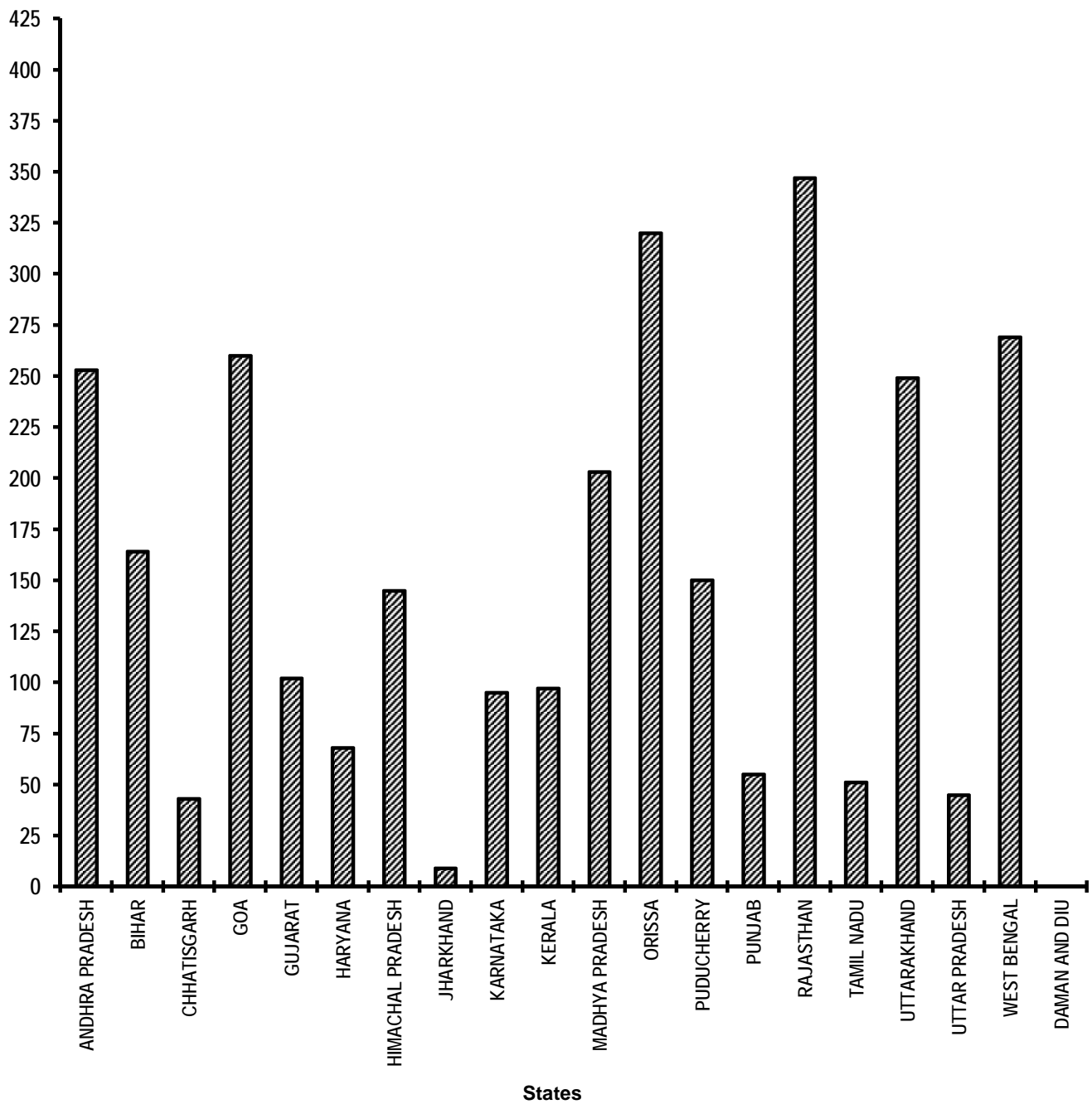


Table - 20

Supply of Electricity

Sl. No.	State/UT Name	Electricity demanded (Million Units) April,2013- June,2013	Electricity supplied (Million Units) April,2013- June,2013	Shortage observed (Million Units) April,2013- June,2013	Percentage of Electricity Supplied
(1)	(2)	(3)	(4)	(5)	(6)
1	ANDHRA PRADESH	25,226	21,484	3,742	85
2	ARUNACHAL PRADESH	123	120	3	98
3	ASSAM	1,818	1,624	194	89
4	BIHAR	3,666	3,419	247	93
5	CHHATISGARH	4,950	4,880	70	99
6	DELHI	7,558	7,527	31	100
7	GOA	923	915	8	99
8	GUJARAT	24,258	24,256	2	100
9	HARYANA	11,044	10,942	102	99
10	HIMACHAL PRADESH	2,385	2,358	27	99
11	JAMMU AND KASHMIR	3,752	2,798	954	75
12	JHARKHAND	1,756	1,695	61	97
13	KARNATAKA	16,197	13,809	2,388	85
14	KERALA	5,450	5,108	342	94
15	MADHYA PRADESH	11,694	11,685	9	100
16	MAHARASHTRA	33,159	32,486	673	98
17	MANIPUR	130	124	6	95
18	MEGHALAYA	416	363	53	87
19	MIZORAM	102	100	2	98
20	NAGALAND	132	130	2	98
21	ORISSA	6,393	6,298	95	99
22	PUDUCHERRY	629	623	6	99
23	PUNJAB	13,032	12,871	161	99
24	RAJASTHAN	13,862	13,805	57	100
25	SIKKIM	96	96	0	100
26	TAMIL NADU	24,774	22,169	2,605	89
27	TRIPURA	286	270	16	94
28	UTTARAKHAND	2,993	2,903	90	97
29	UTTAR PRADESH	24,290	20,770	3,520	86
30	WEST BENGAL	11,370	11,331	39	100
31	ANDAMAN AND NICOBAR ISLANDS	60	45	15	75
32	CHANDIGARH	446	446	0	100
33	DADRA AND NAGAR HAVELI	1,320	1,320	0	100
34	DAMAN AND DIU	567	567	0	100
35	LAKSHADWEEP	12	12	0	100
Grand Total		2,54,869	2,39,349	15,520	94

Very Good:(90% or above of targets)

ARUNACHAL PRADESH, BIHAR, CHHATISGARH, DELHI, GOA, GUJARAT, HARYANA, HIMACHAL PRADESH, JHARKHAND, KERALA, MADHYA PRADESH, MAHARASHTRA, MANIPUR, MIZORAM, NAGALAND, ORISSA, PUDUCHERRY, PUNJAB, RAJASTHAN, SIKKIM, TRIPURA, UTTARAKHAND, WEST BENGAL, CHANDIGARH, DADRA AND NAGAR HAVELI, DAMAN AND DIU, LAKSHADWEEP

Good:(Between 80% to 90% targets)

ANDHRA PRADESH, ASSAM, KARNATAKA, MEGHALAYA, TAMIL NADU, UTTAR PRADESH

Poor:(Below 80% of targets)

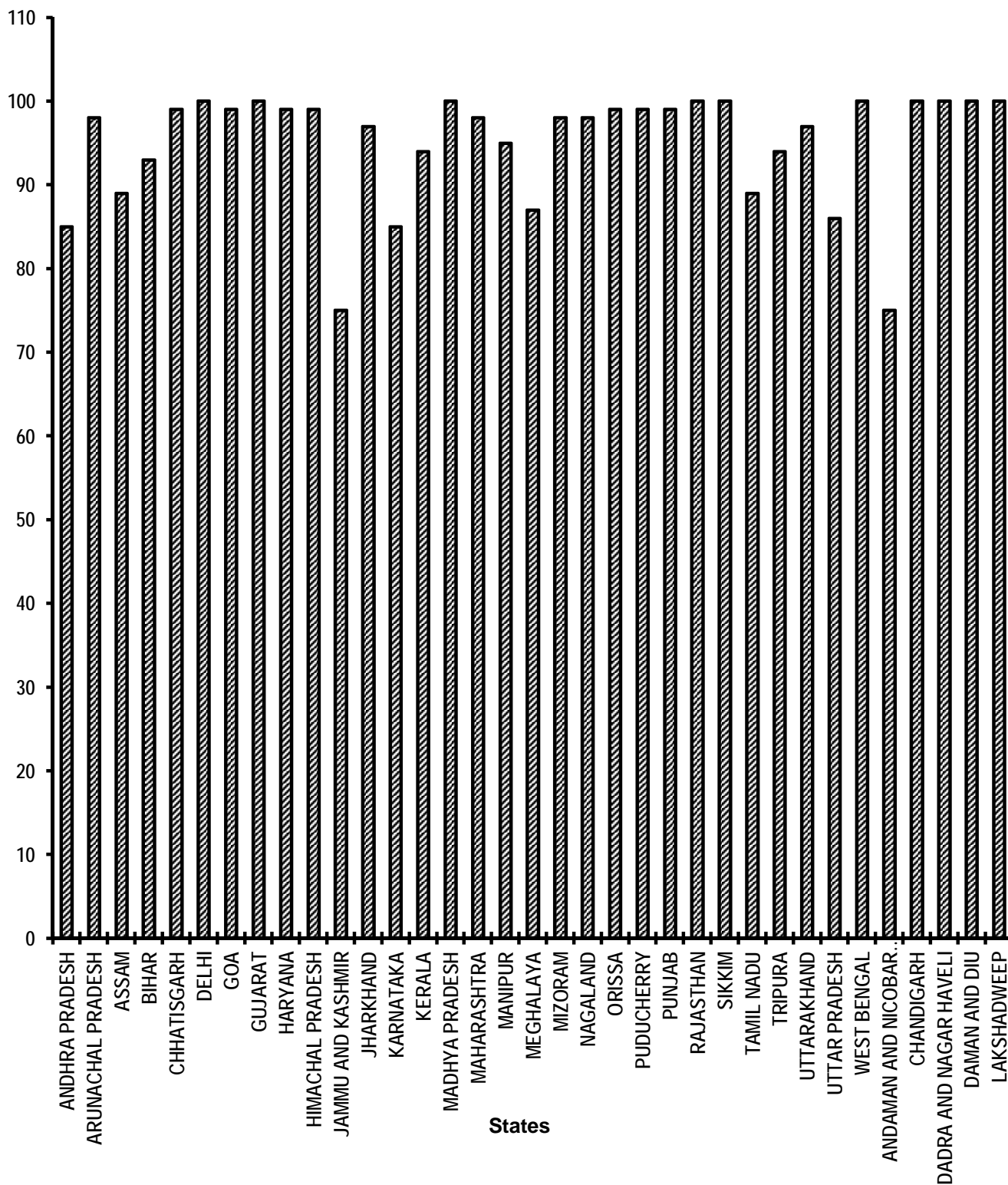
JAMMU AND KASHMIR, ANDAMAN AND NICOBAR ISLANDS

Supply of Electricity

Electricity supplied

% Achievement of Target

During April 2013 - June 2013



Annexure -I**LISTOF ITEMS COVERED UNDER (TPP) - 2006**

Point No.	Item No.	Name of the Points/Items
I.		Garibi Hatao [Poverty Eradication]
		Rural Areas
	1.	Employment generation under the <i>Mahatma Gandhi National Rural Employment Guarantee Act (MGNREGA)</i>
	2.	Swaranjayanti Gram Swarojgar Yojana (SGSY)
	3.	Rural Business Hubs in Partnership with Panchayats
	4.	Self help Groups
		Urban Areas
	5.	Swaranjayanti Shehari Rojgar Yojana
II.		Jan Shakti (Power to People)
	6.	Local Self Government (Panchayati Raj and Urban Local Bodies) <ul style="list-style-type: none"> - Activity Mapping for devolution of functions - Budget Flow of Funds - Assignment of Functionaries
	7.	Quick and Inexpensive Justice – Gram Nyayalayas and Nyaya Panchayats.
	8.	District Planning Committees.
III.		Kisan Mitra [Support to Farmers]
	9.	Water shed development
	10.	Marketing and infrastructural support to farmers
	11.	Irrigation facilities (including minor and micro irrigation) for agriculture
	12.	Credit to farmers
	13.	Distribution of waste land to the landless
IV.		Shramik Kalyan [Labour Welfare]
	14.	Social Security for Agricultural and Unorganised Labour
	15.	Minimum Wages Enforcement (including Farm Labour)
	16.	Prevention of Child Labour
	17.	Welfare of Women Labour
V.		Khadya Suraksha [Food Security]
	18.	Food Security: <ul style="list-style-type: none"> (i) Targeted Public Distribution system, (ii) Antyodaya Anna Yojana, (iii) Establishing Grain banks in chronically food scarcity areas
VI.		Subke Liye Aawas [Housing for All]
	19	Rural Housing - Indira Awaas Yojana
	20.	EWS/LIG Houses in Urban Areas

Contd.....

Point No.	Item No.	Name of the Points/Items
VII.		Shudh Peya Jal [Clean Drinking Water]
	21.	Rural Areas. - National Rural Drinking Water Programme-(<i>NRDWP</i>)
	22.	Urban Areas: - Accelerated Urban Water Supply Programme
VIII.		Jan Jan Ka Swasthya [Health for All]
	23.	Control and prevention of major diseases: (a) HIV/AIDS (b) TB (c) Malaria (d) Leprosy (e) Blindness
	24.	National Rural Health Mission
	25.	Immunisation of Children
	26.	Sanitation Programme in - Rural Areas - Urban areas
	27.	Institutional Delivery
	28.	Prevention of Female Foeticide
	29.	Supplementary nutrition for Mothers and Children
	30.	Two Child norms
IX.		Sabke Liye Shiksha [Education for All]
	31.	Sarv Shiksha Abhiyan - Compulsory Elementary Education
	32.	Mid Day Meal Scheme
X.		Anusuchit Jaati, Jan Jaati, Alp-sankhyak evam Anya Pichhra Varg Kalyan [Welfare of Scheduled Castes, Scheduled Tribes, Minorities and OBCs]
	33.	SC Families Assisted
	34.	Rehabilitation of Scavengers
	35.	ST Families Assisted
	36.	Rights of Forest dwellers – Owners of minor forest produce
	37.	Particularly Vulnerable Tribal Groups (PTGs)
	38.	No alienation of Tribal lands
	39.	Implementation of Panchayats (Extension to Scheduled Areas) Act [PESA]
	40.	Welfare of Minorities
	41.	Professional education among all minority communities
	42.	Reservation of OBCs in - Education - Employment
XI.		Mahila Kalyan [Women Welfare]
	43.	Financial Assistance for Women Welfare
	44.	Improved participation of women in (a) Panchayats (b) Municipalities (c) State Legislatures (d) Parliament

Contd.....

Point No.	Item No.	Name of the Points/Items
XII.		Bal Kalyan (Child Welfare)
	45.	Universalisation of ICDS Scheme
	46.	Functional Anganwadis
XIII.		Yuva Vikas [Youth Development]
	47.	Sports for all in Rural and Urban areas
	48.	Rashtriya Sadbhavana Yojana
	49.	National Service Scheme (NSS)
XIV.		Basti Sudhar [Improvement of Slums]
	50.	Number of Urban poor families assisted under seven point charter viz. land tenure, housing at affordable cost, water, sanitation, health, education, and social security.
XV.		Paryavaran Sanrakshan evam Van Vridhi [Environment Protection and Afforestation]
	51.	Afforestation (a) Area Covered under Plantation on - Public and Forest Lands (b) Number of Seedlings planted on -Public and Forest Lands
	52.	Prevention of pollution of Rivers and water bodies
	53.	Solid and liquid waste management in - Rural Areas - Urban Areas
XVI.		Samajik Suraksha [Social Security]
	54.	Rehabilitation of handicapped and orphans.
	55.	Welfare of the aged
XVII.		Grameen Sadak [Rural Roads]
	56.	Rural Roads - PMGSY
XVIII.		Grameen Oorja [Energization of Rural Area]
	57.	Bio-diesel Production
	58.	Rajiv Gandhi Grameen Vidyutikaran Yojana
	59.	Renewable Energy
	60.	Energising Pump sets
	61.	Supply of Electricity
	62.	Supply of Kerosene and LPG
XIX.		Pichhara Kshetra Vikas [Development of Backward Areas]
	63.	Backward Regions Grants Fund (BRGF)
XX.		e- Shasan [IT enabled e-Governance]
	64.	Central and State Governments
	65.	Panchayats and Municipalities

ABBREVIATIONS USED

AAY	Antyodaya Anna Yojana
NRDWP	National Rural Drinking Water Programme
DDRS	Deen Dayal Rehabilitation Scheme
EWS	Economically Weaker Section
IAY	Indira Awaas Yojana
ICDS	Integrated Child Development Scheme
LIG	Low Income Group
MWE	Minimum Wages Enforcement
NC	Not Covered
NREGS	National Rural Employment Guarantee Scheme
PC	Partially Covered
PMGSY	Prime Minister Grameen Sadak Yojana
SC	Scheduled Caste
RGGVY	Rajiv Gandhi Grameen Vidyutikaran Yojana
SGRY	Sampoorna Grameen Rojgar yojana
SGSY	Swaranjanati Gram Swarojgar Yojana
SHG	Self Help Groups
ST	Scheduled Tribe
TPDS	Targeted Public Distribution system