

TWENTY POINT PROGRAMME-2006
PROGRESS REPORT
FOR
APRIL - JANUARY 2014



GOVERNMENT OF INDIA
MINISTRY OF STATISTICS AND PROGRAMME IMPLEMENTATION
SARDAR PATEL BHAWAN, SANSAD MARG,
NEW DELHI-110 001

Website: www.mospi.gov.in

CONTENTS

	Page No.
I. Introduction	i
II. List of Twenty Points	ii
III. List of Monthly Monitored Items	iii
IV. Status of receipt of targets for Monthly Monitored items	iv
V. List of items /parameters identified for appraisal	vii
VI. List of items under TPP-2006 yet to be operationalised	viii

PART-I

Overall Performance Analysis

VII. Progress Report	1
VIII. Highlights of Performance	2
Table - A: All India Performance	6
Table - B : State-wise Performance	7
Table - C : State -wise and Item-wise Performance	12

PART- II

Performance Tables

Table No.	Description of Item	
1	Employment Generation - <i>MGNREG</i> Scheme	22
2(A)	Swaranjayanti Gram Swarajgar Yojana (SGSY)	23
2(B)	SC, ST, Women and Disabled Swarozgaries assisted under SGSY	25
3(A)	SHG formed under SGSY	26
3(B)	SHG to whom income generating activities provided	27
4(A)	Distribution of Waste Land to the Landless	29
4(B)	Waste Land distributed to SC, ST and others	30
5(A)	Minimum Wages Enforcement (including Farm Labour)	31
	(i) Inspections made (ii) Irregularities detected	
	(iii) Irregularities rectified	
5(B)	Minimum Wages Enforcement (including Farm Labour)	32
	(i) Claims Filed (ii) Claims Settled	
5(C)	Minimum Wages Enforcement (including Farm Labour)	33
	(i) Prosecution cases pending (ii) Prosecution cases filed	
	(iii) Prosecution cases decided	
6(A)	<i>Food Security</i> : Targeted Public Distribution System (TPDS) for AAY, APL & BPL,	34
6(B)	<i>Food Security</i> : TPDS for Antyodaya Anna Yojana (AAY) only	36
6(C)	<i>Food Security</i> : TPDS for Below Poverty Line (BPL) only	38
7	Rural Housing : Indira Awaas Yojana (IAY)	40

Contd...

Table No.	Description of Item	Page No.
8	EWS/LIG Houses in Urban Areas	42
9	<i>National Rural Drinking Water Programme (NRDWP)</i>	
9(A)	Coverage of Habitations (Partially Covered & Slipped back)	44
9(B)	Coverage of Water Quality Affected Habitations	46
10	Sanitation Programme in Rural Areas	48
11	Institutional Delivery	49
12(A)	SC Families assisted under SCA to SCSP & NSFDC	50
12(B)	SC Students assisted under Post-Matric Scholarship	52
13	Universalization of ICDS Scheme	54
14	Functional Anganwadis	56
15	Number of Urban Poor Families assisted under Seven Point Charter	58
16(A)	Afforestation- Area Covered under Plantation (Public and Forest Lands)	60
16(B)	<i>Afforestation:</i> Seedlings Planted (Public and Forest Lands)	62
17	Rural Roads Constructed under (PMGSY)	64
18	Village electrified under Rajiv Gandhi Grameen Vidyutikaran Yojana (RGGVY)	66
19	Energising Pump sets	68
20	Supply of Electricity	70
Annexures		
Annexure – I : List of 65 items to be monitored under TPP-2006		72-74
Annexure – II : Abbreviations used		75

Twenty Point Programme – 2006

An Introduction

The Twenty Point Programme (TPP) was launched by the Government of India in the year 1975 and was restructured in 1982, 1986 and again in 2006. The restructured programme, known as Twenty Point Programme (TPP) – 2006, became operational with effect from 1st April 2007. The programme is meant to give a thrust to schemes relating to poverty alleviation, employment generation in rural areas, housing, education, family welfare & health, protection of environment and many other schemes having a bearing on the quality of life, especially in the rural areas.

2. The programmes and schemes under the TPP-2006 are in line with the priorities contained in the Millennium Development Goals (MDGs) of the United Nations and SAARC Social Charter. The original nomenclature, namely the Twenty Point Programme, which has been in existence for more than three decades and carries the stamp of familiarity among the people and administrative agencies, has been retained.

3. Twenty Point Programme (TPP) – 2006 originally consisted of 20 Points (**Appendix-1**) and 66 items being monitored individually by Central Nodal Ministries concerned. Up to 2007-08, out of 66 items, 22 items were monitored on monthly basis. From 1st April 2008 *Sampoorna Grameen Rojgar Yojana* (SGRY) has been merged with another item namely *National Rural Employment Guarantee Act* which has now been renamed as *Mahatma Gandhi National Rural Employment Guarantee Act* from 31st 2009. Therefore, SGRY has been dropped from the list of 66 items and only 65 items are now monitored under TPP-2006 (since 2008-09). The list of 65 items is enclosed at **Annexure-I**.

4. Out of 65 items, 20 items are being monitored on monthly basis during the period 2013-14 against the targets fixed at the beginning of financial year by the Central Nodal Ministries and State Governments (information in respect of 16 items is being collected from various States/ UTs and for remaining 4 items from the concerned Central Nodal Ministries) (**Appendix-2&3**). The remaining items under TPP-2006 are being monitored on annual basis as the information in respect of these items is made available by the concerned Central Nodal Ministries only on annual basis. These 65 items consist of 162 identified parameters. However, for the purpose of monthly performance, 20 identified parameters have been taken (**Appendix-4**).

5. Some of the schemes/programmes are yet to be operationalised by the Central Nodal Ministries concerned. These items will be monitored only after the schemes come into existence and their frequency of monitoring will also be decided later. The details of such items are available at **Appendix-5**.

6. The monitoring mechanism for TPP-2006 has been widened by including Block level monitoring in addition to District, State and Central level monitoring. Most of the States/Union Territories have constituted Block, District and State level monitoring committees. At the Centre, the progress of individual items is monitored and reviewed by the Departments/Ministries concerned. The Ministry of Statistics & Programme Implementation (MOSPI) monitors the programme/ schemes covered under TPP-2006 on the basis of performance reports received from State Governments and Central Nodal Ministries.

Twenty Point Programme – 2006

List of Twenty Points

1. Garibi Hatao [Poverty Eradication]
2. Jan Shakti [Power to People]
3. Kisan Mitra [Support to Farmers]
4. Shramik Kalyan [Labour Welfare]
5. Khadya Suraksha [Food Security]
6. Subke Liye Aawas [Housing for All]
7. Shudh Peya Jal [Clean Drinking Water]
8. Jan Jan Ka Swasthya [Health for All]
9. Sabke Liye Shiksha [Education for All]
10. Anusuchit Jaati, Jan Jaati, Alp-sankhyak evam Anya Pichhra Varg Kalyan [Welfare of Scheduled Castes, Scheduled Tribes, Minorities and OBCs]
11. Mahila Kalyan [Women Welfare]
12. Bal Kalyan [Child Welfare]
13. Yuva Vikas [Youth Development]
14. Basti Sudhar [Improvement of Slums]
15. Paryavaran Sanrakshan evam Van Vridhi [Environment Protection and Afforestation]
16. Samajik Suraksha [Social Security]
17. Grameen Sadak [Rural Roads]
18. Grameen Oorja [Energization of Rural Area]
19. Pichhara Kshetra Vikas [Development of Backward Areas]
20. e- Shasan [IT enabled e-Governance]

Twenty Point Programme – 2006

Monthly Monitored Items

1. Employment Generation under *Mahatma Gandhi National Rural Employment Guarantee Scheme (MGNREGA)*
2. Swaranjayanti Gram Swarojgar Yojana (SGSY)
3. ***Self help Groups:***
 - (i) Self help Groups formed under SGSY
 - (ii) SHGs to whom income generating activities provided under SGSY
4. Distribution of Waste land to landless
5. Minimum Wages Enforcement (including Farm Labour)
6. ***Food Security:***
 - (i) Targeted Public Distribution System (TPDS) for AAY, APL& BPL,
 - (ii) TPDS for Antyodaya Anna Yojana (AAY) only
 - (iii) TPDS for Below Poverty Line (BPL) only
7. Rural Housing for Indira Awaas Yojana (IAY)
8. EWS/LIG Houses in Urban Areas
9. ***Rural Areas-*** National Rural Drinking Water Programme- (NRDWP)
 - (i) Coverage of Habitations (Partially Covered & Slipped back)- (*NRDWP*)
 - (ii) Coverage of water quality affected habitations – (*NRDWP*)
10. Sanitation Programme in Rural Areas
11. Institutional Delivery
12. SC Families assisted
13. Universalisation of ICDS Scheme
14. Functional Anganwadis
15. Number of Urban Poor Families assisted under Seven Point Charter viz. land tenure, housing at affordable cost, water, sanitation, health, education, and social security.
16. ***Afforestation:***
 - (a) Area covered under Plantation on - Public and Forest Lands
 - (b) Number of Seedlings planted on -Public and Forest Lands
17. Rural Roads constructed under Prime Minister Grameen Sadak Yojana (PMGSY)
18. Village electrified under Rajiv Gandhi Grameen Vidyutikaran Yojana (RGGVY)
19. Energising Pump sets
20. Supply of Electricity

STATUS OF RECEIPT OF TARGETS FOR MONTHLY MONITORED ITEMS UNDER TPP-2006

Item No.	Name of the item	Parameter	Parameters/ indicators	Whether State-wise targets fixed by the concerned Administrative Ministries	Whether targets have been received	Nodal Ministry
1	Employment Generation under Mahatma Gandhi National Rural Employment Guarantee Scheme	-	(i) No. of job card issued (ii) Employment generated (iii) Wages given	Non-targetable indicator *	-	Ministry of Rural Development
2	Swaranjayanti Gram Swarojgar Yojana (SGSY)/NRLM	1	Individual Swarozgaries Assisted (i) Total (ii) SC (iii) ST (iv) Women (v) Disabled person	The scheme of SGSY has been subsumed in the new scheme of National Rural Livelihood Mission (NRLM). Ministry of Rural Development has not yet identified the parameters to be monitored and the targets thereof.	No	-do-
3	Self Help Groups		SHGs under SGSY - SHG formed		-	-do-
		2	- SHG to whom income generating activities provided	-do-	No	-do-
4	Distribution of Waste land to the landless	-	Waste Land distributed (i) Total (ii) SC (iii)ST (iv) Others	Non-targetable indicator *	-	-do-
5	Minimum Wages Enforcement (including Farm Labour)	-	(a)Agriculture and Farm workers (i) Inspections made (ii) Irregularities detected (iii) Irregularities rectified (iv) Claims filed (v) claims settled (vi) Prosecution cases pending (vii) Prosecution cases filed (viii) Prosecution cases decided (b) others	Non-targetable indicator *	-	Ministry of Labour & Employment

Item No.	Name of the item	Parameter	Parameters/ indicators	Whether State-wise targets fixed by the concerned Administrative Ministries	Whether targets have been received	Nodal Ministry
6	Food Security: (i) Targeted Public Distribution System (AAY+APL+BPL) (ii) Antyodaya Anna Yojana (AAY) (iii) Below Poverty Line (BPL)	3 4 5	Allocation of Food Grains to States/UTs Allocation of Food Grains to States/UTs Allocation of Food Grains to States/UTs	Targets fixed & received from Administrative Ministry -do- -do-	Yes Yes Yes	Ministry of Consumer Affairs, Food & Public Distribution -do- -do-
7	Rural Housing - Indira Awaas Yojana (IAY)	6	Houses constructed	Targets fixed & received from Administrative Ministry	Yes	Ministry of Rural Development
8	EWS/LIG Houses in Urban Areas	7	Houses constructed	Targets fixed and received from Administrative Ministry.	Yes	M/o Housing and Urban Poverty Alleviation
9	Rural Areas - National Rural Drinking Water Programme -(NRDWP)	8 9	(i) Coverage of Habitations (Partially Covered & Slipped back)- (NRDWP) (ii) Coverage of water quality affected habitations – (NRDWP)	Targets fixed & received from Administrative Ministry -do-	Yes Yes	Ministry of Drinking Water and Sanitation -do-
10.	Sanitation Programme in Rural Areas	-	Individual Household latrines constructed	Non-targetable indicator *	-	Ministry of Drinking Water and Sanitation
11.	Institutional Delivery	-	Delivery in Institutions	Non-targetable indicator *	-	Ministry of Health & Family Welfare
12.	SC Families Assisted	10	(i) SC Families assisted under SCA to SCSP & NSFDC (ii) SC Students assisted under Post Matric Scholarship	Targets fixed & received from Administrative Ministry -do-	Yes	M/o Social Justice and Empowerment
13.	Universalisation of ICDS Scheme	11	ICDS Blocks Operational (Cumulative)	Targets fixed & received from Administrative Ministry	Yes	Ministry of Women and Child Development

Item No.	Name of the item	Parameter	Parameters/ indicators	Whether State-wise targets fixed by the concerned Administrative Ministries	Whether targets have been received	Nodal Ministry
14.	Functional Anganwadis	12	Anganwadis Functional (cumulative)	Targets fixed & received from Administrative Ministry	Yes	Ministry of Women and Child Development
15.	Number of Urban poor families assisted under seven point charter viz. land tenure, housing at affordable cost, water, sanitation, health, education, and social security.	13	Poor Families assisted	Targets fixed and received from Administrative Ministry.	Yes	M/o Housing and Urban Poverty Alleviation
16	Afforestation: (a) Area Covered under Plantation on - Public and Forest Lands (b) Number of Seedlings planted on -Public and Forest Lands	14	(a) Area Covered under Plantation on - Public and Forest Lands	Targets fixed & received from Administrative Ministry	Yes	Ministry of Environment and Forest
		15	(b)Number of Seedlings	Targets fixed & received from Administrative Ministry	Yes	do
17.	Rural Roads – PMGSY	16	Length of Road constructed	Targets fixed & received from Administrative Ministry	Yes	Ministry of Rural Development
18.	Rajiv Gandhi Grameen Vidyutikaran Yojana (RGGVY)	17	Villages electrified	Targets fixed & received from Administrative Ministry	Yes	Ministry of Power
19.	Energising Pump sets	18	Pumpsets Energised	Administrative Ministry has suggested the States/UTs to fix their own targets.	Targets of 8 States have been received so far	-do-
20	Supply of Electricity	19	Electricity demanded	Targets fixed & received from Administrative Ministry	Yes	-do-

** The items where Administrative Ministries have not fixed State-wise targets are not monitored for performance analysis. These items are normally demand driven and are accordingly monitored for actual achievements only.*

Twenty Point Programme – 2006

Items/Parameters identified for appraisal

For the purpose of monthly appraisal, the performance of States under TPP-2006 is evaluated on the following 20 Parameters, contained in 15 Items and as per State/UT wise targets fixed by the Central Administrative Ministries.

Items	Para- meters	Description of Item
1	1	Total no. of Individual Swarozgaries assisted under SGSY
2	2	SHGs to whom income generating activities provided under SGSY
3	-	Food Security:
	3	(i) Targeted Public Distribution System (TPDS) for AAY, APL & BPL,
	4	(ii) TPDS for Antyodaya Anna Yojana (AAY) only
	5	(iii) TPDS for Below Poverty Line (BPL) only
4	6	Rural Housing under Indira Awaas Yojana (IAY)
5	7	EWS/LIG Houses in Urban Areas
6	-	Rural Areas: National Rural Drinking Water Programme -(NRDWP)
	8	(i) Coverage of Habitations (Partially Covered & Slipped back)- (NRDWP)
	9	(ii) Coverage of Water Quality Affected Habitations – (NRDWP)
7	-	SC Families assisted
	10	(i) SC families assisted under SCA to SCSP & NSFDC
	11	(ii) SC students assisted under post matric scholarship
8	12	Universalisation of ICDS Scheme
9	13	Functional Anganwadis
10.	14	Number of urban poor families assisted under Seven Point Charter viz. land tenure, housing at affordable cost, water, sanitation, health, education, and social security.
11	-	Afforestation:
	15	(i) Area covered under Plantation on- Public and Forest Lands
	16	(ii) Number of Seedlings planted on- Public and Forest Lands
12	17	Rural Roads constructed under Prime Minister Grameen Sadak Yojana (PMGSY)
13	18	Village electrified under Rajiv Gandhi Grameen Vidyutikaran Yojana (RGGVY)
14	19	Energising Pump sets and
15	20	Supply of Electricity

List of items where the concerned schemes are yet to be operationalised

(i) ***Quick and inexpensive justice–Gram Nyayalayas and Nyaya Panchayats***¹: Ministry of Panchayati Raj is consulting Central Ministries and States/UT Governments regarding draft bill on Nyaya Panchayats.

(ii) ***Sports for all in Rural and Urban Areas***²: The scheme titled “Nagar Palika Yuva Krida Aur Khel Abhiyan” for the development of sports infrastructure in urban areas is yet to be approved.

1. when operationalise it will be monitored under Point No. 2 *Jan Shakti (Power to People)* (Item 6)
2. when operationalise it will be monitored under Point No 13 *Yuva Vikas (Youth Development)* (Item 47)

PART - I

TWENTY POINT PROGRAMME - 2006

OVERALL PERFORMANCE ANALYSIS

Twenty Point Programme-2006

Progress Report* – (April - January 2014)

This monthly progress report of Twenty Point Programme-2006 consists of two parts: **Part-I** contains an analysis of the overall performance, whereas **Part-II** deals with item-wise performance.

2. The report is compiled on the basis of data received from the Central Nodal Ministries and State Governments/UT Administrations. The data is received either through web enabled software developed by National Informatics Centre (NIC) Cell in this Ministry or through fax/e-mail/post. The processing of data has been done in association with NIC Cell.
3. The analysis for the period **April-January 2014** shows that the performance under **fifteen items** has been **‘Very Good’** (90% or above the targets). These items are:
 - (i) Individual Swarozgaries assisted under SGSY
 - (ii) SHGs provided Income Generating Activities under SGSY
 - (iii) Urban Poor Families assisted under Seven Point Charter
 - (iv) Pumpsets energized
 - (v) SC Families assisted under SCA to SCSP & NSFDC
 - (vi) Seedlings planted (Public and Forest Lands)
 - (vii) Area covered under Plantation (Public & Forest Lands)
 - (viii) Houses constructed under EWS/LIG
 - (ix) Food Security: Targeted Public Distribution System only for BPL
 - (x) ICDS Blocks operational (Cum.)
 - (xi) Anganwadis Functional (Cum.)
 - (xii) Food Security: Targeted Public Distribution System only for AAY
 - (xiii) Supply of Electricity
 - (xiv) Road constructed under Prime minister Grameen Sadak Yojana (PMGSY)
 - (xv) Food Security: Targeted Public Distribution System for (APL+ BPL+AAY)
4. There are **three** items in the category of **‘Good’** (80% to 90% of target).
 - (i) Habitations Covered (partially & Slipped Back) – NRDWP
 - (ii) Villages electrified under Rajiv Gandhi Grameen Vidyutikaran Yojana
 - (iii) Houses constructed under Indira Aawas Yojana (IAY)
5. The performance of **two items** has been **‘Poor’** (below 80% of target). These items are:
 - (i) Coverage of water quality affected habitations – NRDWP
 - (ii) SC students assisted under post matric scholarship
6. Some of items under TPP-2006 namely *Mahatma Gandhi National Rural Employment Guarantee Scheme (MGNREGS)*, *Self help Groups formed under SGSY*, *Sanitation Programme in Rural Area* and *Institutional Delivery* are demand driven and no targets are assigned by concerned nodal Ministries whereas for items like *Distribution of Wasteland to the landless* and *Minimum Wages Enforcement (including Farm Labour)*, concerned administrative Ministries are not in position to provide State/UT-wise targets; as such all these items are being monitored on monthly basis without any targets. The item ‘SC families assisted’ has been bifurcated and w.e.f. September 2013 is monitored on two parameters. In items where quarterly/ annual targets have been provided by the Ministries concerned, monthly targets have been worked out on prorata basis.

* Based on monthly monitored 20 Parameters.

HIGHLIGHTS OF PERFORMANCE

Sl. No.	Item	Achievement for April-January 2014
1- Employment Generated under MGNREGS.		
	(i) No. of Job cards issued	31.05 lakh *
	(ii) Employment generated	161.40 crore mandays
	(iii) Wages given	Rs.22042.08 crore
2- Swaranjayanti Gram Swarozgar Yojana (SGSY)		
	No. of Individual Swarozgaries assisted	2,23,349
3- Self help Groups		
	(i) No. of SHG formed	1,50,182
	(ii) No. of SHG to whom income generating activities provided under SGSY	4,05,794
4- Distribution of waste land to the landless		
	Land distributed	45,343 hectare
5- Minimum Wages Enforcement (Including Farm Labour)		
	(i) No. of Inspections made	242
	(ii) No. of Irregularities detected	0
	(iii) No. of Irregularities rectified	0
	(iv) No. of Claims filed	0
	(v) No. of Claims settled	0
	(vi) No. of Prosecution cases pending	14
	(vii) No. of Prosecution cases filed	0
	(viii) No. of Prosecution cases decided	10
6- Food Security: (i) TPDS (ii) AAY (iii) BPL		
	(i) Food Security: Targeted Public Distribution System (TPDS)	374.31 lakh tonnes
	(ii) Food Security: Antyodaya Anna Yojana (AAY)	94.91 lakh tonnes
	(iii) Food Security: Below Poverty Line (BPL)	142.43 lakh tonnes
7- Rural Housing-Indira Awaas Yojana		
	No. of Houses constructed	14.19 lakh
8- EWS/LIG Houses in Urban Areas		
	No. of Houses constructed	87,524

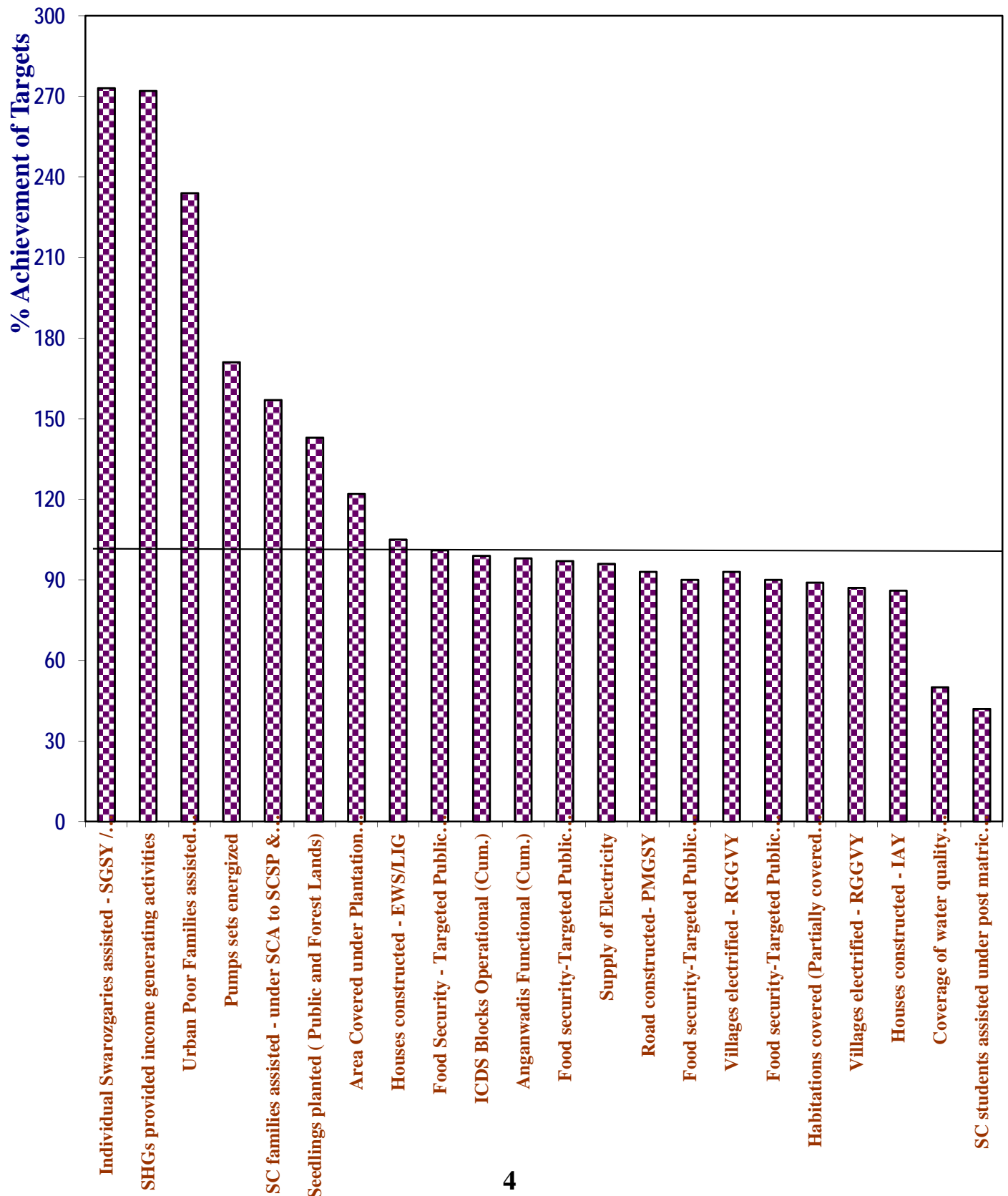
Contd.....

Sl. No.	Item	Achievement for April-January 2014
9-	Rural Areas. - National Rural Drinking Water Programme-(NRDWP)	
	(i) Coverage of Habitations (Partially covered & Slipped back)- (NRDWP)	74,993
	(ii) Coverage of Water Quality Affected Habitations – (NRDWP)	9,108
10-	Sanitation Programme in Rural Areas	
	No. of Individual household latrines constructed	41.53 lakh
11-	Institutional Delivery	
	No. of Deliveries in Institutions	136.82. lakh
12-	SC Families Assisted	
	(i) No. of SC Families assisted under SCA to SCSP & NSFDC	12.09 lakh
	(ii) No. of SC Students assisted under post matric scholarship	18.33 lakh
13-	Universalisation of ICDS Schemes	
	No. of ICDS Blocks Operational (Cum.)	6,967
14-	Functional Anganwadis	
	No. of Anganwadis Functional (Cum.)	13.28 lakh
15-	Number of Urban poor families assisted under Seven Point Charter viz. land tenure, housing at affordable cost, water, sanitation, health, education, and social security.	
	No. of Poor Families assisted	2.92 lakh
16-	Afforestation:	
	(i) Area covered under Plantation (Public and Forest Lands)	15,08,518 hectares
	(ii) No. of Seedlings planted (Public and Forest Lands)	114.44 crore
17-	Rural Road- Prime Minister Grameen Sadak Yojana (PMGSY)	
	Length of Road constructed	17,381 Kms
18-	Rajiv Gandhi Grameen Vidyutikaran Yojana (RGGVY)	
	No.of Villages electrified	2,242
19-	Energized Pumps sets	
	No. of Pumps sets energized	4,84,109
20-	Supply of Electricity	
	Electricity supplied	7.88 lakh Million Units(MU)

Note:- * Some of States are reporting cumulative performance since inception. These are now reconciled with the performance figures supplied by M/o Rural Development to set performance targets during April 2013- December 2013.

Progress report of Four States i.e. Arunachal Pradesh, Jharkhand, Mizoram and Nagaland was not received till due date for the period being reported.

ALL INDIA PERFORMANCE OF TARGET ORIENTED PARAMETERS DURING APRIL 2013- JANUARY 2014



ACHIEVEMENT HIGHLIGHTS

PERFORMANCE DURING April 2013 to January 2014

The cumulative performance during April 2013 to January 2014 has been "Very Good" for 15 item(s), "Good" for 3 item(s), and "Poor" for 2 item(s).

A. "Very Good" Performance (90% or above of targets)

<u>No.</u>	<u>Items</u>	<u>% Achievement</u>
1	Individual Swarozgaries assisted - SGSY / NRLM	273
2	SHGs provided income generating activities	272
3	Urban Poor Families assisted under Seven Point Charter	234
4	Pumps sets energized	171
5	SC families assisted - under SCA to SCSP & NSFDC	157
6	Seedlings planted (Public and Forest Lands)	143
7	Area Covered under Plantation (Public and Forest Lands)	122
8	Houses constructed - EWS/LIG	105
9	Food Security - Targeted Public Distribution System (only BPL)	101
10	ICDS Blocks Operational (Cum.)	99
11	Anganwadis Functional (Cum.)	98
12	Food security-Targeted Public Distribution system (only AAY)	97
13	Supply of Electricity	96
14	Road constructed- PMGSY	93
15	Food security-Targeted Public Distribution system (APL+BPL+AAY)	90

B. "Good" Performance (80% to 90%)

16	Habitations covered (Partially covered & Slipped back) - NRDWP	89
17	Villages electrified - RGGVY	87
18	Houses constructed - IAY	86

C. Areas of concern-where the performance is below 80%

19	Coverage of water quality affected habitations - NRDWP	50
20	SC students assisted under post matric scholarship	42

Table - A

Targets for 2013-2014 & April 2013 to January 2014 and achievements during the period April 2013 to January 2014

ALL INDIA PERFORMANCE

Sl. No.	Item Description	Units	Targets		Achievements	% Achievements of Targets during April 2013-January 2014
			2013-2014	April 2013-January 2014	April 2013-January 2014	
1	Individual Swarozgaries assisted - SGSY / NRLM	Number	98,101	81,723	2,23,349	273
2	SHGs provided income generating activities	Number	1,78,937	1,49,090	4,05,794	272
3	Food Security:Targeted Public Distribution System(TPDS)	Tonnes	-	4,16,35,830	3,74,31,940	90
4	Food Security:Antodaya Anna Yojana(AAY)	Tonnes	-	98,24,300	94,91,455	97
5	Food Security:Targeted Public Distribution System (Only BPL)	Tonnes	-	1,40,58,394	1,42,43,517	101
6	Houses constructed - IAY	Number	24,80,715	16,56,462	14,19,255	86
7	Houses constructed - EWS/LIG	Number	1,00,002	83,326	87,524	105
8	Habitations covered (Partially covered & Slipped back) - NRDWP	Number	1,16,493	83,846	74,993	89
9	Coverage of water quality affected habitations - NRDWP	Number	25,345	18,257	9,108	50
10	SC families assisted - under SCA to SCSP & NSFDC	Number	9,63,006	7,70,412	12,09,513	157
11	SC families assisted - SC students assisted under post matric scholarship	Number	55,00,827	44,00,661	18,33,144	42
12	ICDS Blocks Operational (Cum.)	Number	7,045	7,045	6,967	99
13	Anganwadis Functional (Cum.)	Number	13,52,078	13,52,078	13,28,428	98
14	Urban Poor Families assisted under Seven Point Charter	Number	1,50,000	1,24,978	2,92,713	234
15	Area Covered under Plantation (Public and Forest Lands)	Hectares	14,82,375	12,35,287	15,08,518	122
16	Seedlings planted (Public and Forest Lands)	Number	96,34,98,000	80,29,14,975	1,14,44,43,035	143
17	Road constructed- PMGSY	Kilometer	26,950	18,607	17,381	93
18	Villages electrified - RGGVY	Number	3,251	2,574	2,242	87
19	Pumps sets energized	Number	3,52,383	2,82,797	4,84,109	171
20	Electricity supplied	Million Units	-	8,24,490	7,88,203	96

Table - B**STATE-WISE PERFORMANCE DURING April 2013 to January 2014 (PERCENT ACHIEVEMENT)**

Item No.	Description	ALL INDIA	AP	ARP	AS	BI	CHHA.	DELHI	GOA
1	Individual Swarozgaries assisted - SGSY / NRLM	273	837	0	0	1,414	0	NA	48
2	SHGs provided income generating activities	272	4,398	0	0	0	73	NA	57
3	Food security-Targeted Public Distribution system (APL+BPL+AAY)	90	73	97	93	95	96	90	104
4	Food security-Targeted Public Distribution system (only AAY)	97	83	99	100	105	75	79	110
5	Food Security - Targeted Public Distribution System (Only BPL)	101	81	100	99	107	110	91	109
6	Houses constructed - IAY	86	123	0	46	131	43	NA	137
7	Houses constructed - EWS/LIG	105	233	77	53	58	218	38	NA
8	Habitations covered (Partially covered & Slipped back) - NRDWP	89	125	50	91	70	98	NA	NA
9	Coverage of water quality affected habitations - NRDWP	50	100	20	55	55	33	NA	NA
10	SC families assisted - under SCA to SCSP & NSFDC	157	11	NA	167	2,014	1	908	0
11	SC families assisted - SC students assisted under post matric scholarship	42	0	NA	0	0	339	0	0
12	ICDS Blocks Operational (Cum.)	99	103	98	100	100	100	100	100
13	Anganwadis Functional (Cum.)	98	100	99	100	100	90	99	100
14	Urban Poor Families assisted under Seven Point Charter	234	417	0	94	0	0	0	NA
15	Area Covered under Plantation (Public and Forest Lands)	122	110	4	0	291	101	72	82
16	Seedlings planted (Public and Forest Lands)	143	142	4	0	1	138	72	214
17	Road constructed- PMGSY	93	25	176	162	89	60	NA	NA
18	Villages electrified - RGGVY	87	NA	79	62	173	20	NA	NA
19	Pumps sets energized	171	251	NA	NA	196	61	NA	93
20	Supply of Electricity	96	93	93	94	96	99	100	100

NA - Not Applicable

Table - B(Contd.)

STATE-WISE PERFORMANCE DURING April 2013 to January 2014 (PERCENT ACHIEVEMENT)

Item No.	Description	ALL INDIA	GUJ	HRY	HP	J&K	JHAR.	KAR	KER
1	Individual Swarozgaries assisted - SGSY / NRLM	273	549	0	0	73	37	16	0
2	SHGs provided income generating activities	272	1,077	19	0	2	19	9	0
3	Food security-Targeted Public Distribution system (APL+BPL+AAY)	90	73	74	99	104	76	101	99
4	Food security-Targeted Public Distribution system (only AAY)	97	106	86	100	107	101	107	104
5	Food Security - Targeted Public Distribution System (Only BPL)	101	106	94	84	102	100	103	101
6	Houses constructed - IAY	86	106	33	14	71	82	123	136
7	Houses constructed - EWS/LIG	105	343	198	0	0	95	601	46
8	Habitations covered (Partially covered & Slipped back) - NRDWP	89	246	86	113	82	93	154	40
9	Coverage of water quality affected habitations - NRDWP	50	100	50	NA	0	38	51	16
10	SC families assisted - under SCA to SCSP & NSFDC	157	654	413	270	88	617	238	229
11	SC families assisted - SC students assisted under post matric scholarship	42	106	10	0	0	0	102	90
12	ICDS Blocks Operational (Cum.)	99	100	100	100	100	96	100	100
13	Anganwadis Functional (Cum.)	98	101	100	100	100	100	100	100
14	Urban Poor Families assisted under Seven Point Charter	234	440	441	0	0	88	100	206
15	Area Covered under Plantation (Public and Forest Lands)	122	132	90	93	41	19	124	62
16	Seedlings planted (Public and Forest Lands)	143	141	111	93	41	46	178	70
17	Road constructed- PMGSY	93	387	20	146	93	63	332	75
18	Villages electrified - RGGVY	87	NA	NA	0	41	25	NA	NA
19	Pumps sets energized	171	154	120	168	NA	7	250	82
20	Supply of Electricity	96	100	99	97	78	98	90	97

NA - Not Applicable

Table - B(Contd.)

STATE-WISE PERFORMANCE DURING April 2013 to January 2014 (PERCENT ACHIEVEMENT)

Item No.	Description	ALL INDIA	MP	MAH	MANI	MEGH	MIZ	NAGA	ODIS.
1	Individual Swarozgaries assisted - SGSY / NRLM	273	30	1	0	0	0	0	0
2	SHGs provided income generating activities	272	22	35	0	0	0	0	0
3	Food security-Targeted Public Distribution system (APL+BPL+AAAY)	90	95	91	95	100	95	104	94
4	Food security-Targeted Public Distribution system (only AAAY)	97	96	97	102	100	93	102	103
5	Food Security - Targeted Public Distribution System (Only BPL)	101	123	100	99	99	95	105	100
6	Houses constructed - IAY	86	32	60	18	37	38	0	77
7	Houses constructed - EWS/LIG	105	75	128	276	0	0	0	0
8	Habitations covered (Partially covered & Slipped back) - NRDWP	89	103	62	32	13	81	439	140
9	Coverage of water quality affected habitations - NRDWP	50	29	50	NA	43	NA	43	54
10	SC families assisted - under SCA to SCSP & NSFDC	157	273	46	0	NA	NA	NA	52
11	SC families assisted - SC students assisted under post matric scholarship	42	0	39	0	0	NA	NA	0
12	ICDS Blocks Operational (Cum.)	99	100	100	100	100	100	100	100
13	Anganwadis Functional (Cum.)	98	100	90	93	100	100	100	99
14	Urban Poor Families assisted under Seven Point Charter	234	38	104	0	19	0	0	57
15	Area Covered under Plantation (Public and Forest Lands)	122	126	163	187	498	116	610	96
16	Seedlings planted (Public and Forest Lands)	143	126	207	187	5	112	601	142
17	Road constructed- PMGSY	93	58	100	341	127	212	189	81
18	Villages electrified - RGGVY	87	944	NA	0	54	36	29	52
19	Pumps sets energized	171	542	NA	NA	NA	NA	NA	233
20	Supply of Electricity	96	100	98	95	90	97	98	98

NA - Not Applicable

Table - B(Contd.)

STATE-WISE PERFORMANCE DURING April 2013 to January 2014 (PERCENT ACHIEVEMENT)

Item No.	Description	ALL INDIA	PUDU	PUN	RAJ	SIK	TN	TRI	UTTA.
1	Individual Swarozgaries assisted - SGSY / NRLM	273	0	0	0	0	0	0	5
2	SHGs provided income generating activities	272	0	8	0	0	0	0	9
3	Food security-Targeted Public Distribution system (APL+BPL+AAY)	90	64	56	96	103	84	104	103
4	Food security-Targeted Public Distribution system (only AAY)	97	80	28	94	109	106	103	96
5	Food Security - Targeted Public Distribution System (Only BPL)	101	70	96	100	94	104	100	105
6	Houses constructed - IAY	86	3	20	76	83	47	0	36
7	Houses constructed - EWS/LIG	105	3	0	70	38	120	641	0
8	Habitations covered (Partially covered & Slipped back) - NRDWP	89	0	66	164	47	90	1,371	89
9	Coverage of water quality affected habitations - NRDWP	50	0	8	54	NA	14	47	75
10	SC families assisted - under SCA to SCSP & NSFDC	157	171	1	45	776	36	76	101
11	SC families assisted - SC students assisted under post matric scholarship	42	9	229	105	0	65	0	95
12	ICDS Blocks Operational (Cum.)	99	100	100	100	100	100	100	100
13	Anganwadis Functional (Cum.)	98	100	100	98	100	99	100	94
14	Urban Poor Families assisted under Seven Point Charter	234	0	97	132	3,310	134	5,188	141
15	Area Covered under Plantation (Public and Forest Lands)	122	118	170	141	75	130	94	124
16	Seedlings planted (Public and Forest Lands)	143	197	209	151	77	130	94	192
17	Road constructed- PMGSY	93	NA	315	159	65	113	144	62
18	Villages electrified - RGGVY	87	NA	NA	74	NA	NA	100	NA
19	Pumps sets energized	171	200	71	281	NA	76	NA	329
20	Supply of Electricity	96	99	98	100	100	94	95	96

NA - Not Applicable

Table - B(Contd.)**STATE-WISE PERFORMANCE DURING April 2013 to January 2014 (PERCENT ACHIEVEMENT)**

Item No.	Description	ALL INDIA	UP	WB	A&N	CHND.	D&N	D&D	LAKSH
1	Individual Swarozgaries assisted - SGSY / NRLM	273	0	453	143	NA	43	0	0
2	SHGs provided income generating activities	272	0	81	50	NA	175	0	0
3	Food security-Targeted Public Distribution system (APL+BPL+AAY)	90	93	92	0	67	130	12	45
4	Food security-Targeted Public Distribution system (only AAY)	97	100	89	0	13	125	15	0
5	Food Security - Targeted Public Distribution System (Only BPL)	101	100	97	0	97	114	25	112
6	Houses constructed - IAY	86	46	84	15	NA	1	0	30
7	Houses constructed - EWS/LIG	105	3	59	NA	0	NA	0	NA
8	Habitations covered (Partially covered & Slipped back) - NRDWP	89	30	93	NA	NA	NA	NA	NA
9	Coverage of water quality affected habitations - NRDWP	50	17	94	NA	NA	NA	NA	NA
10	SC families assisted - under SCA to SCSP & NSFDC	157	39	465	NA	97	NA	NA	NA
11	SC families assisted - SC students assisted under post matric scholarship	42	0	0	NA	NA	NA	NA	NA
12	ICDS Blocks Operational (Cum.)	99	97	90	100	100	100	100	100
13	Anganwadis Functional (Cum.)	98	98	100	100	100	100	98	100
14	Urban Poor Families assisted under Seven Point Charter	234	12	1,306	NA	14	NA	0	NA
15	Area Covered under Plantation (Public and Forest Lands)	122	121	59	110	199	110	88	88
16	Seedlings planted (Public and Forest Lands)	143	144	117	106	122	279	649	104
17	Road constructed- PMGSY	93	54	96	NA	NA	NA	NA	NA
18	Villages electrified - RGGVY	87	NA	0	NA	NA	NA	NA	NA
19	Pumps sets energized	171	43	724	NA	NA	0	50	NA
20	Supply of Electricity	96	85	100	75	101	100	100	100

NA - Not Applicable

Table - C

Items in which the States/UTs performance is Very Good (90% and above),
Good (80% to 90%) and Poor (below 80%) during the period
April 2013 to January 2014

1. ANDHRA PRADESH

Very Good

Individual Swarozgaries assisted - SGSY / NRLM, SHGs provided income generating activities, Houses constructed - IAY, Houses constructed - EWS/LIG, Habitations covered (Partially covered & Slipped back) - NRDWP, Coverage of water quality affected habitations - NRDWP, ICDS Blocks Operational (Cum.), Anganwadis Functional (Cum.), Urban Poor Families assisted under Seven Point Charter, Area Covered under Plantation (Public and Forest Lands), Seedlings planted (Public and Forest Lands), Pumps sets energized, Electricity supplied

Good

Food Security:Antodaya Anna Yojana(AAY), Food Security:Targeted Public Distribution System (Only BPL)

Poor

Food Security:Targeted Public Distribution System(TPDS), SC families assisted - under SCA to SCSP & NSFDC, SC students assisted under post matric scholarship, Road constructed- PMGSY

2. ARUNACHAL PRADESH

Very Good

Food Security:Targeted Public Distribution System(TPDS), Food Security:Antodaya Anna Yojana(AAY), Food Security:Targeted Public Distribution System (Only BPL), ICDS Blocks Operational (Cum.), Anganwadis Functional (Cum.), Road constructed- PMGSY, Electricity supplied

Poor

Individual Swarozgaries assisted - SGSY / NRLM, SHGs provided income generating activities, Houses constructed - IAY, Houses constructed - EWS/LIG, Habitations covered (Partially covered & Slipped back) - NRDWP, Coverage of water quality affected habitations - NRDWP, Urban Poor Families assisted under Seven Point Charter, Area Covered under Plantation (Public and Forest Lands), Seedlings planted (Public and Forest Lands), Villages electrified - RGGVY

3. ASSAM

Very Good

Food Security:Targeted Public Distribution System(TPDS), Food Security:Antodaya Anna Yojana(AAY), Food Security:Targeted Public Distribution System (Only BPL), Habitations covered (Partially covered & Slipped back) - NRDWP, SC families assisted - under SCA to SCSP & NSFDC, ICDS Blocks Operational (Cum.), Anganwadis Functional (Cum.), Urban Poor Families assisted under Seven Point Charter, Road constructed- PMGSY, Electricity supplied

Poor

Individual Swarozgaries assisted - SGSY / NRLM, SHGs provided income generating activities, Houses constructed - IAY, Houses constructed - EWS/LIG, Coverage of water quality affected habitations - NRDWP, SC families assisted - SC students assisted under post matric scholarship, Area Covered under Plantation (Public and Forest Lands), Seedlings planted (Public and Forest Lands), Villages electrified - RGGVY

4. BIHAR

Very Good

Individual Swarozgaries assisted - SGSY / NRLM, Food Security:Targeted Public Distribution System(TPDS), Food Security:Antodaya Anna Yojana(AAY), Food Security:Targeted Public Distribution System (Only BPL), Houses constructed - IAY, SC families assisted - under SCA to SCSP & NSFDC, ICDS Blocks Operational (Cum.), Anganwadis Functional (Cum.), Area Covered under Plantation (Public and Forest Lands), Villages electrified - RGGVY, Pumps sets energized, Electricity supplied

Good

Road constructed- PMGSY

Poor

SHGs provided income generating activities, Houses constructed - EWS/LIG, Habitations covered (Partially covered & Slipped back) - NRDWP, Coverage of water quality affected habitations - NRDWP, SC families assisted - SC students assisted under post matric scholarship, Urban Poor Families assisted under Seven Point Charter, Seedlings planted (Public and Forest Lands)

5. CHHATISGARH

Very Good

Food Security:Targeted Public Distribution System(TPDS), Food Security:Targeted Public Distribution System (Only BPL), Houses constructed - EWS/LIG, Habitations covered (Partially covered & Slipped back) - NRDWP, SC families assisted - SC students assisted under post matric scholarship, ICDS Blocks Operational (Cum.), Anganwadis Functional (Cum.), Area Covered under Plantation (Public and Forest Lands), Seedlings planted (Public and Forest Lands), Electricity supplied

Poor

Individual Swarozgaries assisted - SGSY / NRLM, SHGs provided income generating activities, Food Security:Antodaya Anna Yojana(AAY), Houses constructed - IAY, Coverage of water quality affected habitations - NRDWP, SC families assisted - under SCA to SCSP & NSFDC, Urban Poor Families assisted under Seven Point Charter, Road constructed- PMGSY, Villages electrified - RGGVY, Pumps sets energized

6. DELHI

Very Good

Food Security:Targeted Public Distribution System(TPDS), Food Security:Targeted Public Distribution System (Only BPL), SC families assisted - under SCA to SCSP & NSFDC, ICDS Blocks Operational (Cum.), Anganwadis Functional (Cum.), Electricity supplied

Poor

Food Security:Antodaya Anna Yojana(AAY), Houses constructed - EWS/LIG, SC families assisted - SC students assisted under post matric scholarship, Urban Poor Families assisted under Seven Point Charter, Area Covered under Plantation (Public and Forest Lands), Seedlings planted (Public and Forest Lands)

7. GOA

Very Good

Food Security:Targeted Public Distribution System(TPDS), Food Security:Antodaya Anna Yojana(AAY), Food Security:Targeted Public Distribution System (Only BPL), Houses constructed - IAY, ICDS Blocks Operational (Cum.), Anganwadis Functional (Cum.), Seedlings planted (Public and Forest Lands), Pumps sets energized, Electricity supplied

Good

Area Covered under Plantation (Public and Forest Lands)

Poor

Individual Swarozgaries assisted - SGSY / NRLM, SHGs provided income generating activities, SC families assisted - under SCA to SCSP & NSFDC, SC families assisted - SC students assisted under post matric scholarship

8. GUJARAT

Very Good

Individual Swarozgaries assisted - SGSY / NRLM, SHGs provided income generating activities, Food Security:Antodaya Anna Yojana(AAY), Food Security:Targeted Public Distribution System (Only BPL), Houses constructed - IAY, Houses constructed - EWS/LIG, Habitations covered (Partially covered & Slipped back) - NRDWP, Coverage of water quality affected habitations - NRDWP, SC families assisted - under SCA to SCSP & NSFDC, SC families assisted - SC students assisted under post matric scholarship, ICDS Blocks Operational (Cum.), Anganwadis Functional (Cum.), Urban Poor Families assisted under Seven Point Charter, Area Covered under Plantation (Public and Forest Lands), Seedlings planted (Public and Forest Lands), Road constructed- PMGSY, Pumps sets energized, Electricity supplied

Poor

Food Security:Targeted Public Distribution System(TPDS)

9. HARYANA

Very Good

Food Security:Targeted Public Distribution System (Only BPL), Houses constructed - EWS/LIG, SC families assisted - under SCA to SCSP & NSFDC, ICDS Blocks Operational (Cum.), Anganwadis Functional (Cum.), Urban Poor Families assisted under Seven Point Charter, Area Covered under Plantation (Public and Forest Lands), Seedlings planted (Public and Forest Lands), Pumps sets energized, Electricity supplied

Good

Food Security:Antodaya Anna Yojana(AAY), Habitations covered (Partially covered & Slipped back) - NRDWP

Poor

Individual Swarozgaries assisted - SGSY / NRLM, SHGs provided income generating activities, Food Security:Targeted Public Distribution System(TPDS), Houses constructed - IAY, Coverage of water quality affected habitations - NRDWP, SC families assisted - SC students assisted under post matric scholarship, Road constructed- PMGSY

10. HIMACHAL PRADESH

Very Good

Food Security:Targeted Public Distribution System(TPDS), Food Security:Antodaya Anna Yojana(AAY), Habitations covered (Partially covered & Slipped back) - NRDWP, SC families assisted - under SCA to SCSP & NSFDC, ICDS Blocks Operational (Cum.), Anganwadis Functional (Cum.), Area Covered under Plantation (Public and Forest Lands), Seedlings planted (Public and Forest Lands), Road constructed- PMGSY, Pumps sets energized, Electricity supplied

Good

Food Security:Targeted Public Distribution System (Only BPL)

Poor

Individual Swarozgaries assisted - SGSY / NRLM, SHGs provided income generating activities, Houses constructed - IAY, Houses constructed - EWS/LIG, SC families assisted - SC students assisted under post matric scholarship, Urban Poor Families assisted under Seven Point Charter, Villages electrified - RGGVY

11. JAMMU AND KASHMIR

Very Good

Food Security:Targeted Public Distribution System(TPDS), Food Security:Antodaya Anna Yojana(AAY), Food Security:Targeted Public Distribution System (Only BPL), ICDS Blocks Operational (Cum.), Anganwadis Functional (Cum.), Road constructed- PMGSY

Good

Habitations covered (Partially covered & Slipped back) - NRDWP, SC families assisted - under SCA to SCSP & NSFDC

Poor

Individual Swarozgaries assisted - SGSY / NRLM, SHGs provided income generating activities, Houses constructed - IAY, Houses constructed - EWS/LIG, Coverage of water quality affected habitations - NRDWP, SC families assisted - SC students assisted under post matric scholarship, Urban Poor Families assisted under Seven Point Charter, Area Covered under Plantation (Public and Forest Lands), Seedlings planted (Public and Forest Lands), Villages electrified - RGGVY, Electricity supplied

12. JHARKHAND

Very Good

Food Security:Antodaya Anna Yojana(AAY), Food Security:Targeted Public Distribution System (Only BPL), Houses constructed - EWS/LIG, Habitations covered (Partially covered & Slipped back) - NRDWP, SC families assisted - under SCA to SCSP & NSFDC, ICDS Blocks Operational (Cum.), Anganwadis Functional (Cum.), Electricity supplied

Good

Houses constructed - IAY, Urban Poor Families assisted under Seven Point Charter

Poor

Individual Swarozgaries assisted - SGSY / NRLM, SHGs provided income generating activities, Food Security:Targeted Public Distribution System(TPDS), Coverage of water quality affected habitations - NRDWP, SC families assisted - SC students assisted under post matric scholarship, Area Covered under Plantation (Public and Forest Lands), Seedlings planted (Public and Forest Lands), Road constructed- PMGSY, Villages electrified - RGGVY, Pumps sets energized

13. KARNATAKA

Very Good

Food Security:Targeted Public Distribution System(TPDS), Food Security:Antodaya Anna Yojana(AAY), Food Security:Targeted Public Distribution System (Only BPL), Houses constructed - IAY, Houses constructed - EWS/LIG, Habitations covered (Partially covered & Slipped back) - NRDWP, SC families assisted - under SCA to SCSP & NSFDC, SC families assisted - SC students assisted under post matric scholarship, ICDS Blocks Operational (Cum.), Anganwadis Functional (Cum.), Urban Poor Families assisted under Seven Point Charter, Area Covered under Plantation (Public and Forest Lands), Seedlings planted (Public and Forest Lands), Road constructed- PMGSY, Pumps sets energized, Electricity supplied

Poor

Individual Swarozgaries assisted - SGSY / NRLM, SHGs provided income generating activities, Coverage of water quality affected habitations - NRDWP

14. KERALA

Very Good

Food Security:Targeted Public Distribution System(TPDS), Food Security:Antodaya Anna Yojana(AAY), Food Security:Targeted Public Distribution System (Only BPL), Houses constructed - IAY, SC families assisted - under SCA to SCSP & NSFDC, SC families assisted - SC students assisted under post matric scholarship, ICDS Blocks Operational (Cum.), Anganwadis Functional (Cum.), Urban Poor Families assisted under Seven Point Charter, Electricity supplied

Good

Pumps sets energized

Poor

Individual Swarozgaries assisted - SGSY / NRLM, SHGs provided income generating activities, Houses constructed - EWS/LIG, Habitations covered (Partially covered & Slipped back) - NRDWP, Coverage of water quality affected habitations - NRDWP, Area Covered under Plantation (Public and Forest Lands), Seedlings planted (Public and Forest Lands), Road constructed- PMGSY

15. MADHYA PRADESH

Very Good

Food Security:Targeted Public Distribution System(TPDS), Food Security:Antodaya Anna Yojana(AAY), Food Security:Targeted Public Distribution System (Only BPL), Habitations covered (Partially covered & Slipped back) - NRDWP, SC families assisted - under SCA to SCSP & NSFDC, ICDS Blocks Operational (Cum.), Anganwadis Functional (Cum.), Area Covered under Plantation (Public and Forest Lands), Seedlings planted (Public and Forest Lands), Villages electrified - RGGVY, Pumps sets energized, Electricity supplied

Poor

Individual Swarozgaries assisted - SGSY / NRLM, SHGs provided income generating activities, Houses constructed - IAY, Houses constructed - EWS/LIG, Coverage of water quality affected habitations - NRDWP, SC families assisted - SC students assisted under post matric scholarship, Urban Poor Families assisted under Seven Point Charter, Road constructed- PMGSY

16. MAHARASHTRA

Very Good

Food Security:Targeted Public Distribution System(TPDS), Food Security:Antodaya Anna Yojana(AAY), Food Security:Targeted Public Distribution System (Only BPL), Houses constructed - EWS/LIG, ICDS Blocks Operational (Cum.), Anganwadis Functional (Cum.), Urban Poor Families assisted under Seven Point Charter, Area Covered under Plantation (Public and Forest Lands), Seedlings planted (Public and Forest Lands), Road constructed- PMGSY, Electricity supplied

Poor

Individual Swarozgaries assisted - SGSY / NRLM, SHGs provided income generating activities, Houses constructed - IAY, Habitations covered (Partially covered & Slipped back) - NRDWP, Coverage of water quality affected habitations - NRDWP, SC families assisted - under SCA to SCSP & NSFDC, SC families assisted - SC students assisted under post matric scholarship

17. MANIPUR

Very Good

Food Security:Targeted Public Distribution System(TPDS), Food Security:Antodaya Anna Yojana(AAY), Food Security:Targeted Public Distribution System (Only BPL), Houses constructed - EWS/LIG, ICDS Blocks Operational (Cum.), Anganwadis Functional (Cum.), Area Covered under Plantation (Public and Forest Lands), Seedlings planted (Public and Forest Lands), Road constructed- PMGSY, Electricity supplied

Poor

Individual Swarozgaris assisted - SGSY / NRLM, SHGs provided income generating activities, Houses constructed - IAY, Habitations covered (Partially covered & Slipped back) - NRDWP, SC families assisted under SCA to SCSP & NSFDC, SC families assisted - SC students assisted under post matric scholarship, Urban Poor Families assisted under Seven Point Charter, Villages electrified - RGGVY

18. MEGHALAYA

Very Good

Food Security:Targeted Public Distribution System(TPDS), Food Security:Antodaya Anna Yojana(AAY), Food Security:Targeted Public Distribution System (Only BPL), ICDS Blocks Operational (Cum.), Anganwadis Functional (Cum.), Area Covered under Plantation (Public and Forest Lands), Road constructed- PMGSY, Electricity supplied

Poor

Individual Swarozgaris assisted - SGSY / NRLM, SHGs provided income generating activities, Houses constructed - IAY, Houses constructed - EWS/LIG, Habitations covered (Partially covered & Slipped back) - NRDWP, Coverage of water quality affected habitations - NRDWP, SC families assisted - SC students assisted under post matric scholarship, Urban Poor Families assisted under Seven Point Charter, Seedlings planted (Public and Forest Lands), Villages electrified - RGGVY

19. MIZORAM

Very Good

Food Security:Targeted Public Distribution System(TPDS), Food Security:Antodaya Anna Yojana(AAY), Food Security:Targeted Public Distribution System (Only BPL), ICDS Blocks Operational (Cum.), Anganwadis Functional (Cum.), Area Covered under Plantation (Public and Forest Lands), Seedlings planted (Public and Forest Lands), Road constructed- PMGSY, Electricity supplied

Good

Habitations covered (Partially covered & Slipped back) - NRDWP

Poor

Individual Swarozgaris assisted - SGSY / NRLM, SHGs provided income generating activities, Houses constructed - IAY, Houses constructed - EWS/LIG, Urban Poor Families assisted under Seven Point Charter, Villages electrified - RGGVY

20. NAGALAND

Very Good

Food Security:Targeted Public Distribution System(TPDS), Food Security:Antodaya Anna Yojana(AAY), Food Security:Targeted Public Distribution System (Only BPL), Habitations covered (Partially covered & Slipped back) - NRDWP, ICDS Blocks Operational (Cum.), Anganwadis Functional (Cum.), Area Covered under Plantation (Public and Forest Lands), Seedlings planted (Public and Forest Lands), Road constructed- PMGSY, Electricity supplied

Poor

Individual Swarozgaris assisted - SGSY / NRLM, SHGs provided income generating activities, Houses constructed - IAY, Houses constructed - EWS/LIG, Coverage of water quality affected habitations - NRDWP, Urban Poor Families assisted under Seven Point Charter, Villages electrified - RGGVY

21. ODISHA

Very Good

Food Security:Targeted Public Distribution System(TPDS), Food Security:Antodaya Anna Yojana(AAY), Food Security:Targeted Public Distribution System (Only BPL), Habitations covered (Partially covered & Slipped back) - NRDWP, ICDS Blocks Operational (Cum.), Anganwadis Functional (Cum.), Area Covered under Plantation (Public and Forest Lands), Seedlings planted (Public and Forest Lands), Pumps sets energized, Electricity supplied

Good

Road constructed- PMGSY

Poor

Individual Swarozgaries assisted - SGSY / NRLM, SHGs provided income generating activities, Houses constructed - IAY, Houses constructed - EWS/LIG, Coverage of water quality affected habitations - NRDWP, SC families assisted - under SCA to SCSP & NSFDC, SC families assisted - SC students assisted under post matric scholarship, Urban Poor Families assisted under Seven Point Charter, Villages electrified - RGGVY

22. PUDUCHERRY

Very Good

SC families assisted - under SCA to SCSP & NSFDC, ICDS Blocks Operational (Cum.), Anganwadis Functional (Cum.), Area Covered under Plantation (Public and Forest Lands), Seedlings planted (Public and Forest Lands), Pumps sets energized, Electricity supplied

Good

Food Security:Antodaya Anna Yojana(AAY)

Poor

Individual Swarozgaries assisted - SGSY / NRLM, SHGs provided income generating activities, Food Security:Targeted Public Distribution System(TPDS), Food Security:Targeted Public Distribution System (Only BPL), Houses constructed - IAY, Houses constructed - EWS/LIG, Habitations covered (Partially covered & Slipped back) - NRDWP, Coverage of water quality affected habitations - NRDWP, SC families assisted - SC students assisted under post matric scholarship, Urban Poor Families assisted under Seven Point Charter

23. PUNJAB

Very Good

Food Security:Targeted Public Distribution System (Only BPL), SC families assisted - SC students assisted under post matric scholarship, ICDS Blocks Operational (Cum.), Anganwadis Functional (Cum.), Urban Poor Families assisted under Seven Point Charter, Area Covered under Plantation (Public and Forest Lands), Seedlings planted (Public and Forest Lands), Road constructed- PMGSY, Electricity supplied

Poor

Individual Swarozgaries assisted - SGSY / NRLM, SHGs provided income generating activities, Food Security:Targeted Public Distribution System(TPDS), Food Security:Antodaya Anna Yojana(AAY), Houses constructed - IAY, Houses constructed - EWS/LIG, Habitations covered (Partially covered & Slipped back) - NRDWP, Coverage of water quality affected habitations - NRDWP, SC families assisted - under SCA to SCSP & NSFDC, Pumps sets energized

24. RAJASTHAN

Very Good

Food Security:Targeted Public Distribution System(TPDS), Food Security:Antodaya Anna Yojana(AAY), Food Security:Targeted Public Distribution System (Only BPL), Habitations covered (Partially covered & Slipped back) - NRDWP, SC families assisted - SC students assisted under post matric scholarship, ICDS Blocks Operational (Cum.), Anganwadis Functional (Cum.), Urban Poor Families assisted under Seven Point Charter, Area Covered under Plantation (Public and Forest Lands), Seedlings planted (Public and Forest Lands), Road constructed- PMGSY, Pumps sets energized, Electricity supplied

Poor

Individual Swarozgaries assisted - SGSY / NRLM, SHGs provided income generating activities, Houses constructed - IAY, Houses constructed - EWS/LIG, Coverage of water quality affected habitations - NRDWP, SC families assisted - under SCA to SCSP & NSFDC, Villages electrified - RGGVY

25. SIKKIM

Very Good

Food Security:Targeted Public Distribution System(TPDS), Food Security:Antodaya Anna Yojana(AAY), Food Security:Targeted Public Distribution System (Only BPL), SC families assisted - under SCA to SCSP & NSFDC, ICDS Blocks Operational (Cum.), Anganwadis Functional (Cum.), Urban Poor Families assisted under Seven Point Charter, Electricity supplied

Good

Houses constructed - IAY

Poor

Individual Swarozgaries assisted - SGSY / NRLM, SHGs provided income generating activities, Houses constructed - EWS/LIG, Habitations covered (Partially covered & Slipped back) - NRDWP, SC families assisted - SC students assisted under post matric scholarship, Area Covered under Plantation (Public and Forest Lands), Seedlings planted (Public and Forest Lands), Road constructed- PMGSY

26. TAMIL NADU

Very Good

Food Security:Antodaya Anna Yojana(AAY), Food Security:Targeted Public Distribution System (Only BPL), Houses constructed - EWS/LIG, Habitations covered (Partially covered & Slipped back) - NRDWP, ICDS Blocks Operational (Cum.), Anganwadis Functional (Cum.), Urban Poor Families assisted under Seven Point Charter, Area Covered under Plantation (Public and Forest Lands), Seedlings planted (Public and Forest Lands), Road constructed- PMGSY, Electricity supplied

Good

Food Security:Targeted Public Distribution System(TPDS)

Poor

Individual Swarozgaries assisted - SGSY / NRLM, SHGs provided income generating activities, Houses constructed - IAY, Coverage of water quality affected habitations - NRDWP, SC families assisted - under SCA to SCSP & NSFDC, SC families assisted - SC students assisted under post matric scholarship, Pumps sets energized

27. TRIPURA

Very Good

Food Security:Targeted Public Distribution System(TPDS), Food Security:Antodaya Anna Yojana(AAY), Food Security:Targeted Public Distribution System (Only BPL), Houses constructed - EWS/LIG, Habitations covered (Partially covered & Slipped back) - NRDWP, ICDS Blocks Operational (Cum.), Anganwadis Functional (Cum.), Urban Poor Families assisted under Seven Point Charter, Area Covered under Plantation (Public and Forest Lands), Seedlings planted (Public and Forest Lands), Road constructed- PMGSY, Villages electrified - RGGVY, Electricity supplied

Poor

Individual Swarozgaries assisted - SGSY / NRLM, SHGs provided income generating activities, Houses constructed - IAY, Coverage of water quality affected habitations - NRDWP, SC families assisted - under SCA to SCSP & NSFDC, SC families assisted - SC students assisted under post matric scholarship

28. UTTARAKHAND

Very Good

Food Security:Targeted Public Distribution System(TPDS), Food Security:Antodaya Anna Yojana(AAY), Food Security:Targeted Public Distribution System (Only BPL), SC families assisted - under SCA to SCSP & NSFDC, SC families assisted - SC students assisted under post matric scholarship, ICDS Blocks Operational (Cum.), Anganwadis Functional (Cum.), Urban Poor Families assisted under Seven Point Charter, Area Covered under Plantation (Public and Forest Lands), Seedlings planted (Public and Forest Lands), Pumps sets energized, Electricity supplied

Good

Habitations covered (Partially covered & Slipped back) - NRDWP

Poor

Individual Swarozgaries assisted - SGSY / NRLM, SHGs provided income generating activities, Houses constructed - IAY, Houses constructed - EWS/LIG, Coverage of water quality affected habitations - NRDWP, Road constructed- PMGSY

29. UTTAR PRADESH

Very Good

Food Security:Targeted Public Distribution System(TPDS), Food Security:Antodaya Anna Yojana(AAY), Food Security:Targeted Public Distribution System (Only BPL), ICDS Blocks Operational (Cum.), Anganwadis Functional (Cum.), Area Covered under Plantation (Public and Forest Lands), Seedlings planted (Public and Forest Lands)

Good

Electricity supplied

Poor

Individual Swarozgaries assisted - SGSY / NRLM, SHGs provided income generating activities, Houses constructed - IAY, Houses constructed - EWS/LIG, Habitations covered (Partially covered & Slipped back) - NRDWP, Coverage of water quality affected habitations - NRDWP, SC families assisted - under SCA to SCSP & NSFDC, SC families assisted - SC students assisted under post matric scholarship, Urban Poor Families assisted under Seven Point Charter, Road constructed- PMGSY, Pumps sets energized

30. WEST BENGAL

Very Good

Individual Swarozgaries assisted - SGSY / NRLM, Food Security:Targeted Public Distribution System(TPDS), Food Security:Targeted Public Distribution System (Only BPL), Habitations covered (Partially covered & Slipped back) - NRDWP, Coverage of water quality affected habitations - NRDWP, SC families assisted - under SCA to SCSP & NSFDC, ICDS Blocks Operational (Cum.), Anganwadis Functional (Cum.), Urban Poor Families assisted under Seven Point Charter, Seedlings planted (Public and Forest Lands), Road constructed- PMGSY, Pumps sets energized, Electricity supplied

Good

SHGs provided income generating activities, Food Security:Antodaya Anna Yojana(AAY), Houses constructed - IAY

Poor

Houses constructed - EWS/LIG, SC families assisted - SC students assisted under post matric scholarship, Area Covered under Plantation (Public and Forest Lands), Villages electrified - RGGVY

31. ANDAMAN AND NICOBAR ISLANDS

Very Good

Individual Swarozgaries assisted - SGSY / NRLM, ICDS Blocks Operational (Cum.), Anganwadis Functional (Cum.), Area Covered under Plantation (Public and Forest Lands), Seedlings planted (Public and Forest Lands)

Poor

SHGs provided income generating activities, Food Security:Targeted Public Distribution System(TPDS), Food Security:Antodaya Anna Yojana(AAY), Food Security:Targeted Public Distribution System (Only BPL), Houses constructed - IAY, Electricity supplied

32. CHANDIGARH

Very Good

Food Security:Targeted Public Distribution System (Only BPL), SC families assisted - under SCA to SCSP & NSFDC, ICDS Blocks Operational (Cum.), Anganwadis Functional (Cum.), Area Covered under Plantation (Public and Forest Lands), Seedlings planted (Public and Forest Lands), Electricity supplied

Poor

Food Security:Targeted Public Distribution System(TPDS), Food Security:Antodaya Anna Yojana(AAY), Houses constructed - EWS/LIG, Urban Poor Families assisted under Seven Point Charter

33. DADRA AND NAGAR HAVELI

Very Good

SHGs provided income generating activities, Food Security:Targeted Public Distribution System(TPDS), Food Security:Antodaya Anna Yojana(AAY), Food Security:Targeted Public Distribution System (Only BPL), ICDS Blocks Operational (Cum.), Anganwadis Functional (Cum.), Area Covered under Plantation (Public and Forest Lands), Seedlings planted (Public and Forest Lands), Electricity supplied

Poor

Individual Swarozgaries assisted - SGSY / NRLM, Houses constructed - IAY, Pumps sets energized

34. DAMAN AND DIU

Very Good

ICDS Blocks Operational (Cum.), Anganwadis Functional (Cum.), Seedlings planted (Public and Forest Lands), Electricity supplied

Good

Area Covered under Plantation (Public and Forest Lands)

Poor

Individual Swarozgaries assisted - SGSY / NRLM, SHGs provided income generating activities, Food Security:Targeted Public Distribution System(TPDS), Food Security:Antodaya Anna Yojana(AAY), Food Security:Targeted Public Distribution System (Only BPL), Houses constructed - IAY, Houses constructed - EWS/LIG, Urban Poor Families assisted under Seven Point Charter, Pumps sets energized

35. LAKSHADWEEP

Very Good

Food Security:Targeted Public Distribution System (Only BPL), ICDS Blocks Operational (Cum.), Anganwadis Functional (Cum.), Seedlings planted (Public and Forest Lands), Electricity supplied

Good

Area Covered under Plantation (Public and Forest Lands)

Poor

Individual Swarozgaries assisted - SGSY / NRLM, SHGs provided income generating activities, Food Security:Targeted Public Distribution System(TPDS), Food Security:Antodaya Anna Yojana(AAY), Houses constructed - IAY

PART - II

TWENTY POINT PROGRAMME - 2006

ITEM-WISE PERFORMANCE TABLES

Table - 1

Employment generation under the NREG Scheme

Sl. No.	State/UT Name	No. of job cards issued (Number) April 2013-January 2014	No. of job cards issued (Number) till last month	Employment generated (Number) April 2013-January 2014	Employment generated (Number) till last month	Wages given (Rupees) April 2013-January 2014	Wages given (Rupees) till last month
(1)	(2)	(3)	(4)	(5)	(6)	(7)	(8)
1	ANDHRA PRADESH	4,55,378	3,52,961	25,45,15,000	24,46,50,000	28,47,70,41,000	27,46,96,39,000
2	ARUNACHAL PRADESH	18696 *	17,749	30,28,000 *	25,54,000	40,22,54,000 *	31,65,68,000
3	ASSAM	1,30,187	1,13,121	2,40,97,000	2,00,13,000	3,73,40,28,000	3,17,60,70,000
4	BIHAR	1,17,137 *	12,449	5,76,93,100	5,76,93,100	8,74,05,26,200	8,74,05,26,200
5	CHHATISGARH	0 #	0	6,14,55,000	6,14,55,000	8,93,08,16,000	8,93,08,16,000
6	GOA	744	661	80,539	62,004	1,39,10,000	1,04,39,000
7	GUJARAT	29001 #	29,001	1,67,78,000	1,32,26,000	3,30,84,93,000	1,56,26,90,000
8	HARYANA	82,942	57,250	82,15,000	71,41,000	1,89,41,01,000	1,67,70,88,000
9	HIMACHAL PRADESH	31,470	26,494	2,19,73,000	1,82,21,000	3,07,17,81,000	2,56,72,55,000
10	JAMMU AND KASHMIR	40,583	36,819	2,35,79,000	1,87,26,300	3,58,36,98,000	3,26,04,98,000
11	JHARKHAND	11,592	11,592	1,96,34,040	1,96,34,040	2,70,33,19,662	2,70,33,19,662
12	KARNATAKA	4,98,189	3,27,493	4,84,28,000 *	3,17,47,000	12,33,05,67,000 *	9,74,46,72,000
13	KERALA	2,76,033	2,47,217	6,15,15,591	4,95,62,286	9,78,86,79,000	8,51,55,91,000
14	MADHYA PRADESH	0 @	0	6,87,79,000 *	4,67,89,000	10,50,26,08,000 *	7,79,31,31,000
15	MAHARASHTRA	1,19,432	97,990	3,60,79,769	3,32,55,634	6,27,05,01,000	5,85,59,33,000
16	MANIPUR	43742 *	39,960	74,00,000	74,00,000	95,72,22,000	95,72,22,000
17	MEGHALAYA	48,610	48,122	1,17,35,000 *	1,04,78,000	1,67,64,28,000 *	1,55,07,12,000
18	MIZORAM	17235 *	17,043	17,82,881	17,82,881	26,38,66,700	26,38,66,700
19	NAGALAND	24556 *	21,406	1,00,86,000 *	83,12,000	1,35,98,33,000 *	1,09,17,85,000
20	ODISHA	1,07,715	90,545	4,48,95,000	3,45,67,000	6,25,56,94,000	4,82,09,71,000
21	PUDUCHERRY	1,699	1,699	7,74,000	7,23,000	10,32,87,000	9,56,32,000
22	PUNJAB	1,29,430	96,640	85,13,000	67,58,000	1,39,87,88,000	1,19,78,70,000
23	RAJASTHAN	0 @	0	13,84,23,000	11,76,64,000	15,03,00,45,000	13,00,72,80,344
24	SIKKIM	10,154	9,289	19,79,789	14,49,087	20,30,33,000	20,09,43,000
25	TAMIL NADU	6,53,260	6,09,523	31,96,64,000	29,92,06,000	32,55,36,72,000	30,23,12,92,000
26	TRIPURA	16,992	16,561	3,48,59,433	2,90,97,186	4,58,71,21,000	3,82,84,59,000
27	UTTARAKHAND	14,879	12,748	1,52,95,700	1,40,66,900	2,13,05,19,000	1,95,74,02,000
28	UTTAR PRADESH	9,549	0	14,83,32,000	13,29,88,000	21,38,79,40,000	19,58,58,00,000
29	WEST BENGAL	2,12,103	1,56,640	16,38,26,083	12,42,58,229	28,63,54,83,100	21,31,38,32,880
30	ANDAMAN AND NICOBAR ISLANDS	3632 *	1,050	5,81,332	5,81,332	11,67,32,000	11,67,32,000
31	DADRA AND NAGAR HAVELI	33	33	10,010	10,010	54,17,000	54,17,000
32	LAKSHADWEEP	129 *	128	22,618	22,116	34,13,000	33,26,000
Grand Total		31,05,102	24,52,184	1,61,40,29,885	1,41,40,93,105	2,20,42,08,16,662	1,92,55,27,78,786

Note: * The figures have been reconciled with that of Ministry of Rural Development

Previous month figures have been repeated

@ Both State and M/o Rural Development have provided negative figure therefore zero figure has been considered

Table - 2(A)

**Swaranjayanti Gram Swarajgar Yojana / NRLM
Individual Swarozgaries assisted
(Unit: Number)**

		Target		Achievement		Percent Achievement
Sl. No.	State/UT Name	2013-2014	April 2013- January 2014	April 2013- January 2014	Achievement till last month	April 2013- January 2014
(1)	(2)	(3)	(4)	(5)	(6)	(5)/(4)
1	ANDHRA PRADESH	5,283	4,401	36,828	36,045	837
2	ARUNACHAL PRADESH	236	196	0	0	0
3	ASSAM	6,134	5,110	0	0	0
4	BIHAR	12,568	10,472	1,48,052 #	1,48,052	1,414
5	CHHATISGARH	2,791	2,325	0 #	0	0
6	GOA	72	56	27	27	48
7	GUJARAT	1,989	1,657	9,100	NR	549
8	HARYANA	1,170	974	0	0	0
9	HIMACHAL PRADESH	493	410	0	NR	0
10	JAMMU AND KASHMIR	610	508	372	372	73
11	JHARKHAND	4,739	3,949	1470 #	1,470	37
12	KARNATAKA	3,990	3,324	538 #	538	16
13	KERALA	1,790	1,492	0	NR	0
14	MADHYA PRADESH	5,980	4,983	1488 #	1,488	30
15	MAHARASHTRA	7,886	6,570	87 #	87	1
16	MANIPUR	411	341	0	NR	0
17	MEGHALAYA	461	383	0	0	0
18	MIZORAM	106	88	0 #	0	0
19	NAGALAND	316	263	0	NR	0
20	ODISHA	6,043	5,035	0	0	0
21	PUDUCHERRY	94	78	0	NR	0
22	PUNJAB	569	473	0	0	0
23	RAJASTHAN	3,029	2,523	0	NR	0
24	SIKKIM	119	99	0	0	0
25	TAMIL NADU	4,672	3,892	0	0	0
26	TRIPURA	742	619	0	NR	0
27	UTTARAKHAND	953	793	41	41	5
28	UTTAR PRADESH	18,104	15,086	0	0	0
29	WEST BENGAL	6,715	5,595	25,333	22,948	453
30	ANDAMAN AND NICOBAR ISLANDS	9	7	10 #	10	143
31	DADRA AND NAGAR HAVELI	9	7	3	3	43
32	DAMAN AND DIU	9	7	0	0	0
33	LAKSHADWEEP	9	7	0	0	0
Grand Total		98,101	81,723	2,23,349	2,11,081	273

Very Good:(90% or above of targets)

ANDHRA PRADESH, BIHAR, GUJARAT, WEST BENGAL, ANDAMAN AND NICOBAR ISLANDS

Poor:(Below 80% of targets)

ARUNACHAL PRADESH, ASSAM, CHHATISGARH, GOA, HARYANA, HIMACHAL PRADESH, JAMMU AND KASHMIR, JHARKHAND, KARNATAKA, KERALA, MADHYA PRADESH, MAHARASHTRA, MANIPUR, MEGHALAYA, MIZORAM, NAGALAND, ODISHA, PUDUCHERRY, PUNJAB, RAJASTHAN, SIKKIM, TAMIL NADU, TRIPURA, UTTARAKHAND, UTTAR PRADESH, DADRA AND NAGAR HAVELI, DAMAN AND DIU, LAKSHADWEEP

Note: Δ Previous year targets have been repeated provisionally

Previous month figures have been repeated

NR: Not Reported

Swaranjayanti Gram Swarojgar Yojana (SGSY)

Individual Swarozgaries Assisted

% Achievement of Target

During April 2013 - January 2014

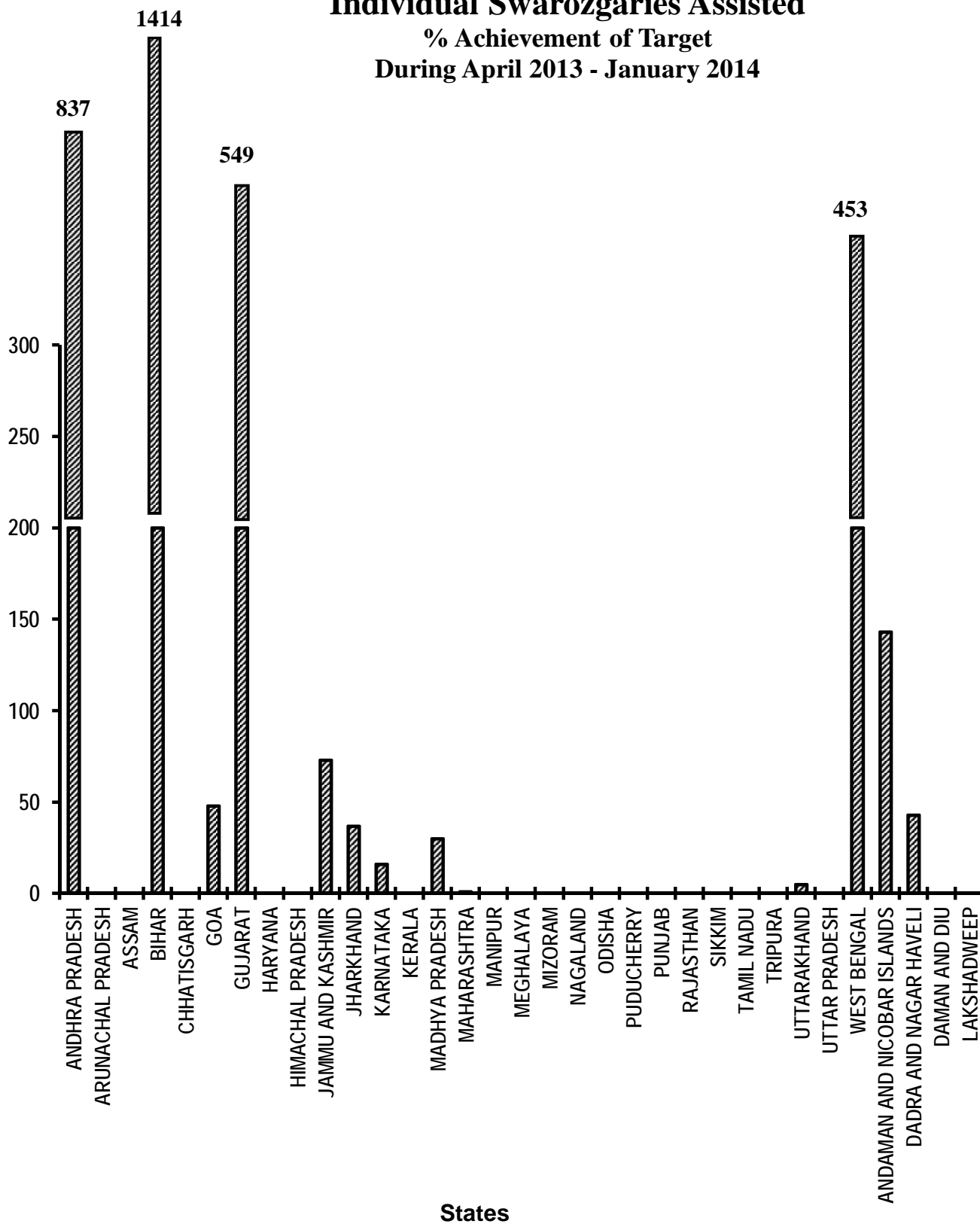


Table - 2(B)

Swaranjayanti Gram Swarozgar Yojana / NRLM

Sl. No.	State/UT Name	Individual SC Swarozgaries assisted (Number) April 2013- January 2014	Individual SC Swarozgaries assisted (Number) April 2013- till last month	Individual ST Swarozgaries assisted (Number) April 2013- January 2014	Individual ST Swarozgaries assisted (Number) April 2013- till last month	Individual Women Swarozgaries assisted (Number) April 2013- January 2014	Individual Women Swarozgaries assisted (Number) April 2013- till last month	Individual Disabled Swarozgaries assisted (Number) April 2013- January 2014	Individual Disabled Swarozgaries assisted (Number) April 2013- till last month
		(3)	(4)	(5)	(6)	(7)	(8)	(9)	(10)
1	ANDHRA PRADESH	26,044	25,335	5,822	5,786	4,962	4,924	86	86
2	ARUNACHAL PRADESH	0	0	0	0	0	0	0	0
3	ASSAM	0	0	0	0	0	0	0	0
4	BIHAR	2,03,770	1,93,660	14,275	13,580	6,70,909	6,36,037	0	0
5	CHHATISGARH	0 #	0	0 #	0	0 #	0	0 #	0
6	GOA	0	0	5	5	14	14	0	0
7	GUJARAT	9,489	NR	0	NR	25,936	NR	0	NR
8	HARYANA	0	0	0	0	0	0	0	0
9	HIMACHAL PRADESH	0	NR	0	NR	0	NR	0	NR
10	JAMMU AND KASHMIR	1	1	88	88	56	56	6	6
11	JHARKHAND	472 #	472	829 #	829	358 #	358	8 #	8
12	KARNATAKA	123 #	123	58 #	58	192 #	192	497 #	497
13	KERALA	0	NR	0	0	0	NR	0	0
14	MADHYA PRADESH	4316 #	4,316	9153 #	9,153	15101 #	15,101	141 #	141
15	MAHARASHTRA	24 #	24	12 #	12	11 #	11	0 #	0
16	MANIPUR	0	NR	0	NR	0	NR	0	NR
17	MEGHALAYA	0	0	0	0	0	0	0	0
18	MIZORAM	0 #	0	0 #	0	0 #	0	0 #	0
19	NAGALAND	0	NR	0	NR	0	NR	0	NR
20	ODISHA	0	0	0	0	0	0	0	0
21	PUDUCHERRY	0	NR	0	NR	0	NR	0	NR
22	PUNJAB	0	0	0	0	0	0	0	0
23	RAJASTHAN	0	NR	0	NR	0	NR	0	NR
24	SIKKIM	0	0	0	0	0	0	0	0
25	TAMIL NADU	0	0	0	0	0	0	0	0
26	TRIPURA	0	NR	0	NR	0	NR	0	NR
27	UTTARAKHAND	39	39	2	2	16	16	0	0
28	UTTAR PRADESH	0	0	0	0	0	0	0	0
29	WEST BENGAL	9,756	8,550	1,904	1,714	24,582	22,281	12	6
30	ANDAMAN AND NICOBAR	0 #	0	7 #	7	3 #	3	0 #	0
31	DADRA AND NAGAR HAV.	0	0	3	3	0	0	0	0
32	DAMAN AND DIU	0	0	5	5	2	2	0	0
33	LAKSHADWEEP	0	0	0	0	0	0	0	0
Grand Total		2,54,034	2,32,520	32,163	31,242	7,42,142	6,78,995	750	744

Note: # Previous month figures have been repeated

NR: Not Reported

Table - 3(A)

Self Help Groups (SHG)
(Unit: Number)

Sl. No.	State/UT Name	Formed under SGSY (Number) April 2013- January 2014	Achievement till last month
		(3)	(4)
1	ANDHRA PRADESH	9,885	9,885
2	ARUNACHAL PRADESH	0	0
3	ASSAM	0	0
4	BIHAR	53,524	51,969
5	CHHATISGARH	7531 #	7,531
6	DELHI	0	0
7	GOA	27	27
8	GUJARAT	6,045	0
9	HARYANA	522	518
10	HIMACHAL PRADESH	0	0
11	JAMMU AND KASHMIR	205	205
12	JHARKHAND	1502 #	1,502
13	KARNATAKA	1288 #	1,288
14	KERALA	0	0
15	MADHYA PRADESH	3520 #	3,520
16	MAHARASHTRA	294	294
17	MANIPUR	32	32
18	MEGHALAYA	0	0
19	MIZORAM	0 #	0
20	NAGALAND	0	0
21	ODISHA	54,696	49,258
22	PUDUCHERRY	6 #	6
23	PUNJAB	104	80
24	RAJASTHAN	0	0
25	SIKKIM	56	56
26	TAMIL NADU	0	0
27	TRIPURA	0	0
28	UTTARAKHAND	247	247
29	UTTAR PRADESH	0	0
30	WEST BENGAL	10,561	8,908
31	ANDAMAN AND NICOBAR ISLANDS	3 #	3
32	CHANDIGARH	0	0
33	DADRA AND NAGAR HAVELI	134	133
34	DAMAN AND DIU	0	0
35	LAKSHADWEEP	0	0
Grand Total		1,50,182	1,35,462

Note: # Previous month figures have been repeated

Table - 3(B)

Self Help Groups (SHG)
To whom income generating activities provided
(Unit: Number)

Sl. No.	State/UT Name	Target		Achievement		Percent Achievement
		2013-2014	April 2013-January 2014	April 2013-January 2014	Achievement till last month	April 2013-January 2014
(1)	(2)	(3)	(4)	(5)	(6)	(5)/(4)
1	ANDHRA PRADESH	9,637	8,030	3,53,126	2,44,364	4,398
2	ARUNACHAL PRADESH	430	358	0	0	0
3	ASSAM	11,189	9,323	0	0	0
4	BIHAR	22,924	19,102	0	0	0
5	CHHATISGARH	5,092	4,242	3116 #	3,116	73
6	GOA	136	112	64 #	64	57
7	GUJARAT	3,627	3,021	32,550	0	1,077
8	HARYANA	2,134	1,778	339	332	19
9	HIMACHAL PRADESH	899	750	0	0	0
10	JAMMU AND KASHMIR	1,113	927	17	17	2
11	JHARKHAND	8,644	7,203	1375 #	1,375	19
12	KARNATAKA	7,277	6,063	538	538	9
13	KERALA	3,265	2,720	0	0	0
14	MADHYA PRADESH	10,908	9,090	2037 #	2,037	22
15	MAHARASHTRA	14,384	11,986	4181 #	4,181	35
16	MANIPUR	750	625	0	0	0
17	MEGHALAYA	840	700	0	0	0
18	MIZORAM	194	161	0 #	0	0
19	NAGALAND	576	480	0	0	0
20	ODISHA	11,022	9,184	0	0	0
21	PUDUCHERRY	171	141	0	0	0
22	PUNJAB	1,037	863	66 #	66	8
23	RAJASTHAN	5,525	4,603	0	0	0
24	SIKKIM	216	180	0	0	0
25	TAMIL NADU	8,521	7,100	0	0	0
26	TRIPURA	1,354	1,128	0	0	0
27	UTTARAKHAND	1,738	1,448	124	124	9
28	UTTAR PRADESH	33,021	27,517	0	0	0
29	WEST BENGAL	12,249	10,207	8,234	7,539	81
30	ANDAMAN AND NICOBAR ISLANDS	16	12	6 #	6	50
31	DADRA AND NAGAR HAVELI	16	12	21	6	175
32	DAMAN AND DIU	16	12	0	0	0
33	LAKSHADWEEP	16	12	0	0	0
Grand Total		1,78,937	1,49,090	4,05,794	2,63,765	272

Very Good:(90% or above of targets)

ANDHRA PRADESH, GUJARAT, DADRA AND NAGAR HAVELI

Good:(Between 80% to 90% targets)

WEST BENGAL

Poor:(Below 80% of targets)

ARUNACHAL PRADESH, ASSAM, BIHAR, CHHATISGARH, GOA, HARYANA, HIMACHAL PRADESH, JAMMU AND KASHMIR, JHARKHAND, KARNATAKA, KERALA, MADHYA PRADESH, MAHARASHTRA, MANIPUR, MEGHALAYA, MIZORAM, NAGALAND, ODISHA, PUDUCHERRY, PUNJAB, RAJASTHAN, SIKKIM, TAMIL NADU, TRIPURA, UTTARAKHAND, UTTAR PRADESH, ANDAMAN AND NICOBAR ISLANDS, DAMAN AND DIU, LAKSHADWEEP

Note: Δ Previous year targets have been repeated provisionally

Previous month figures have been repeated

Self Help Groups (SHG)

To whom income generating activities provided

% Achievement of Target

During April 2013 - January 2014

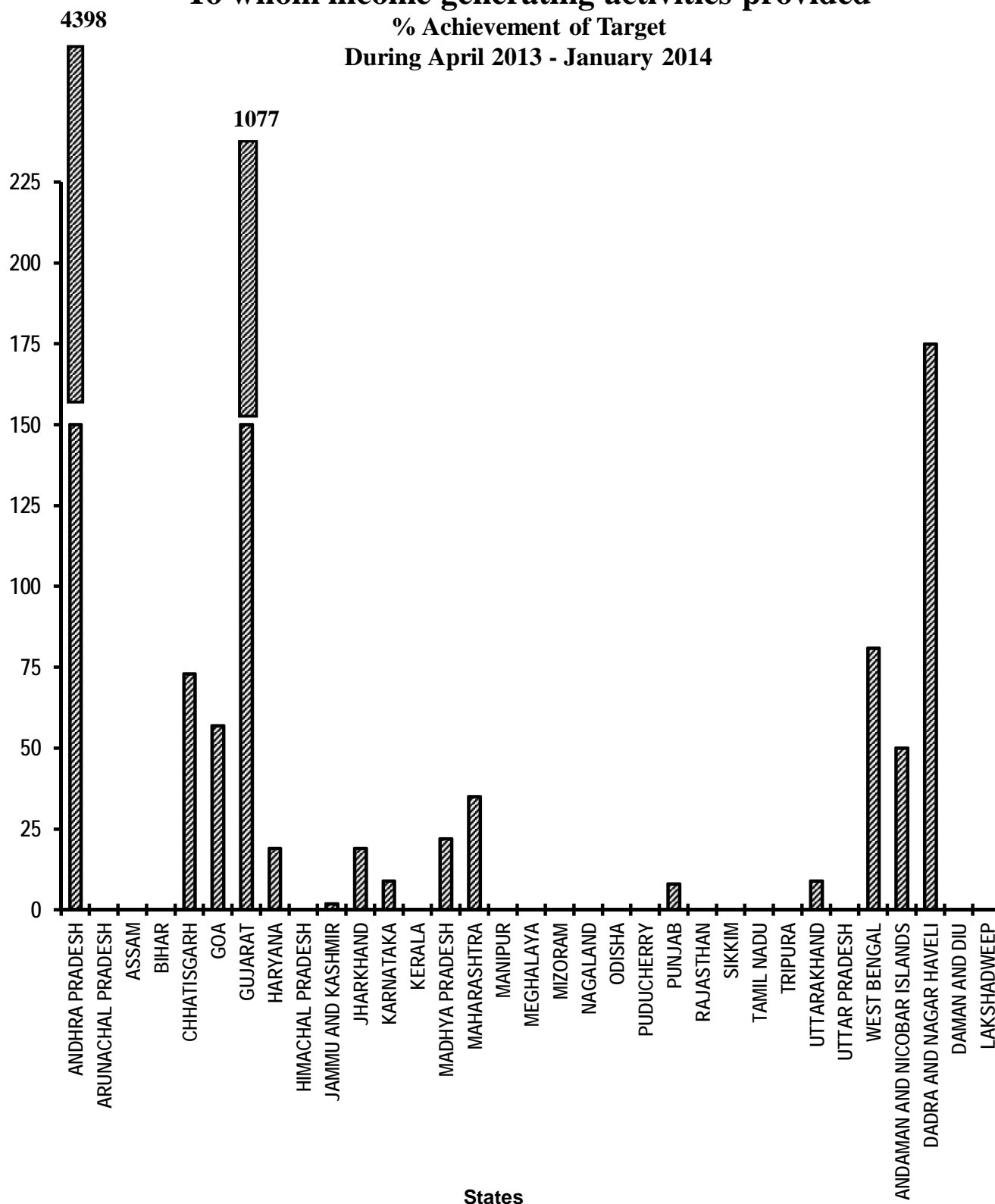


Table - 4(A)

Distribution of waste land to the landless
(Unit: Hectare)

		Total Land Distributed (Hectare) April 2013- January 2014	Achievement till last month
Sl. No.	State/UT Name	(3)	(4)
1	ANDHRA PRADESH	6,374	6,374
2	ARUNACHAL PRADESH	0	0
3	ASSAM	0	0
4	BIHAR	73	41
5	CHHATISGARH	27452 #	27,452
6	DELHI	0	0
7	GOA	0	0
8	GUJARAT	0	0
9	HARYANA	0	0
10	JAMMU AND KASHMIR	0	0
11	JHARKHAND	20 #	20
12	KARNATAKA	0	0
13	KERALA	0	0
14	MADHYA PRADESH	0 #	0
15	MAHARASHTRA	0	0
16	MANIPUR	0	0
17	MEGHALAYA	0	0
18	MIZORAM	0 #	0
19	NAGALAND	0	0
20	ODISHA	8,643	6,663
21	PUDUCHERRY	0	0
22	PUNJAB	0	0
23	RAJASTHAN	0	0
24	SIKKIM	0	0
25	TAMIL NADU	0	0
26	TRIPURA	0	0
27	UTTARAKHAND	0	0
28	UTTAR PRADESH	1,262	1,217
29	WEST BENGAL	1,519	1,499
30	ANDAMAN AND NICOBAR ISLANDS	0 #	0
31	CHANDIGARH	0	0
32	DADRA AND NAGAR HAVELI	0	0
33	DAMAN AND DIU	0	0
34	LAKSHADWEEP	0	0
Grand Total		45,343	43,266

Note: # Previous month figures have been repeated

Table - 4(B)

Distribution of waste land to the landless

Sl. No.	State/UT Name	Land Distributed to SC (Hectare) April 2013-January 2014	Land Distributed to SC (Hectare) till last month	Land Distributed to ST (Hectare) April 2013-January 2014	Land Distributed to ST (Hectare) till last month	Land Distributed to Others (Hectare) April 2013-January 2014	Land Distributed to Others (Hectare) till last month
(1)	(2)	(3)	(4)	(5)	(6)	(7)	(8)
1	ANDHRA PRADESH	0	0	0	0	0	0
2	ARUNACHAL PRADESH	0	0	0	0	0	0
3	ASSAM	0	0	0	0	0	0
4	BIHAR	73	41	0	0	0	0
5	CHHATISGARH	6057 #	6,057	9578 #	9,578	11817 #	11,817
6	DELHI	0	0	0	0	0	0
7	GOA	0	0	0	0	0	0
8	GUJARAT	0	0	0	0	0	0
9	HARYANA	0	0	0	0	0	0
10	JAMMU AND KASHMIR	0	0	0	0	0	0
11	JHARKHAND	6 #	6	5 #	5	9 #	9
12	KARNATAKA	0	0	0	0	0	0
13	KERALA	0	0	0	0	0	0
14	MADHYA PRADESH	0 #	0	0 #	0	0 #	0
15	MAHARASHTRA	0	0	0	0	0	0
16	MANIPUR	0	0	0	0	0	0
17	MEGHALAYA	0	0	0	0	0	0
18	MIZORAM	0 #	0	0 #	0	0 #	0
19	NAGALAND	0	0	0	0	0	0
20	ODISHA	2,181	759	5,635	5,237	827	667
21	PUDUCHERRY	0	0	0	0	0	0
22	PUNJAB	0	0	0	0	0	0
23	RAJASTHAN	0	0	0	0	0	0
24	SIKKIM	0	0	0	0	0	0
25	TAMIL NADU	0	0	0	0	0	0
26	TRIPURA	0	0	0	0	0	0
27	UTTARAKHAND	0	0	0	0	0	0
28	UTTAR PRADESH	518	495	0	0	744	722
29	WEST BENGAL	566	554	357	354	606	601
30	ANDAMAN AND NICOBAR ISLAND	0 #	0	0 #	0	0 #	0
31	CHANDIGARH	0	0	0	0	0	0
32	DADRA AND NAGAR HAVELI	0	0	0	0	0	0
33	DAMAN AND DIU	0	0	0	0	0	0
34	LAKSHADWEEP	0	0	0	0	0	0
Grand Total		9,401	7,912	15,575	15,174	14,003	13,816

Table - 5(A)

Minimum Wages Enforcement (including Farm Labour)

Sl. No.	State/UT Name	Agriculture and Farm Workers:		Agriculture and Farm Workers:		Agriculture and Farm Workers:		Agriculture and Farm Workers:	
		Inspections made (Number) April 2013- January 2014	Inspections made (Number) till last month	Irregularities detected (Number) April 2013- January 2014	Irregularities detected (Number) till last month	Irregularities rectified (Number) April 2013- January 2014	Irregularities rectified (Number) till last month	Irregularities detected (Number) April 2013- January 2014	Irregularities detected (Number) till last month
(1)	(2)	(3)	(4)	(5)	(6)	(7)	(8)	(9)	(10)
1	ANDHRA PRADESH	0	0	0	0	0	0	0	0
2	ARUNACHAL PRADESH	0	0	0	0	0	0	0	0
3	ASSAM	0	0	0	0	0	0	0	0
4	BIHAR	0	0	0	0	0	0	0	0
5	CHHATISGARH	0	0	0	0	0	0	0	0
6	DELHI	0	0	0	0	0	0	0	0
7	GOA	0	0	0	0	0	0	0	0
8	GUJARAT	0	0	0	0	0	0	0	0
9	HARYANA	0	0	0	0	0	0	0	0
10	HIMACHAL PRADESH	0	0	0	0	0	0	0	0
11	JAMMU AND KASHMIR	0	0	0	0	0	0	0	0
12	JHARKHAND	0	0	0	0	0	0	0	0
13	KARNATAKA	0	0	0	0	0	0	0	0
14	KERALA	0	0	0	0	0	0	0	0
15	MADHYA PRADESH	0	0	0	0	0	0	0	0
16	MAHARASHTRA	0	0	0	0	0	0	0	0
17	MANIPUR	0	0	0	0	0	0	0	0
18	MEGHALAYA	0	0	0	0	0	0	0	0
19	MIZORAM	0	0	0	0	0	0	0	0
20	NAGALAND	0	0	0	0	0	0	0	0
21	ODISHA	0	0	0	0	0	0	0	0
22	PUDUCHERRY	0	0	0	0	0	0	0	0
23	PUNJAB	61	61	0	0	0	0	0	0
24	RAJASTHAN	176	176	0	0	0	0	0	0
25	SIKKIM	0	0	0	0	0	0	0	0
26	TAMIL NADU	0	0	0	0	0	0	0	0
27	TRIPURA	0	0	0	0	0	0	0	0
28	UTTARAKHAND	0	0	0	0	0	0	0	0
29	UTTAR PRADESH	0	0	0	0	0	0	0	0
30	WEST BENGAL	0	0	0	0	0	0	0	0
31	ANDAMAN AND NICOBAR ISLAND	0	0	0	0	0	0	0	0
32	CHANDIGARH	0	0	0	0	0	0	0	0
33	DADRA AND NAGAR HAVELI	5	5	0	0	0	0	0	0
34	DAMAN AND DIU	0	0	0	0	0	0	0	0
35	LAKSHADWEEP	0	0	0	0	0	0	0	0
Grand Total		242	242	0	0	0	0	0	0

Table - 5(B)

Minimum Wages Enforcement (including Farm Labour)
(Unit: Number)

Sl. No.	State/UT Name	Agriculture and Farm Workers: Claims filed (Number) April 2013- January 2014		Agriculture and Farm Workers: Claims settled (Number) April 2013- January 2014	
		(3)	(4)	(5)	(6)
1	ANDHRA PRADESH	0	0	0	0
2	ARUNACHAL PRADESH	0	0	0	0
3	ASSAM	0	0	0	0
4	BIHAR	0	0	0	0
5	CHHATISGARH	0	0	0	0
6	DELHI	0	0	0	0
7	GOA	0	0	0	0
8	GUJARAT	0	0	0	0
9	HARYANA	0	0	0	0
10	HIMACHAL PRADESH	0	0	0	0
11	JAMMU AND KASHMIR	0	0	0	0
12	JHARKHAND	0	0	0	0
13	KARNATAKA	0	0	0	0
14	KERALA	0	0	0	0
15	MADHYA PRADESH	0	0	0	0
16	MAHARASHTRA	0	0	0	0
17	MANIPUR	0	0	0	0
18	MEGHALAYA	0	0	0	0
19	MIZORAM	0	0	0	0
20	NAGALAND	0	0	0	0
21	ODISHA	0	0	0	0
22	PUDUCHERRY	0	0	0	0
23	PUNJAB	0	0	0	0
24	RAJASTHAN	0	0	0	0
25	SIKKIM	0	0	0	0
26	TAMIL NADU	0	0	0	0
27	TRIPURA	0	0	0	0
28	UTTARAKHAND	0	0	0	0
29	UTTAR PRADESH	0	0	0	0
30	WEST BENGAL	0	0	0	0
31	ANDAMAN AND NICOBAR ISLAND	0	0	0	0
32	CHANDIGARH	0	0	0	0
33	DADRA AND NAGAR HAVELI	0	0	0	0
34	DAMAN AND DIU	0	0	0	0
35	LAKSHADWEEP	0	0	0	0
Grand Total		0	0	0	0

Table - 5(C)

Minimum Wages Enforcement (including Farm Labour)

Sl. No.	State/UT Name	Agriculture and Farm Workers: Prosecution cases		Agriculture and Farm Workers: Prosecution cases filed		Agriculture and Farm Workers: Prosecution cases decided	
		Pending (Number) April 2013-January 2014	Prosecution cases Pending (Number) till last month	(Number) April 2013-January 2014	Prosecution cases filed (Number) till last month	(Number) April 2013-January 2014	Prosecution cases decided (Number) till last month
(1)	(2)	(3)	(4)	(5)	(6)	(7)	(8)
1	ANDHRA PRADESH	0	0	0	0	0	0
2	ARUNACHAL PRADESH	0	0	0	0	0	0
3	ASSAM	0	0	0	0	0	0
4	BIHAR	0	0	0	0	0	0
5	CHHATISGARH	0	0	0	0	0	0
6	DELHI	0	0	0	0	0	0
7	GOA	0	0	0	0	0	0
8	GUJARAT	0	0	0	0	0	0
9	HARYANA	0	0	0	0	0	0
10	HIMACHAL PRADESH	0	0	0	0	0	0
11	JAMMU AND KASHMIR	0	0	0	0	0	0
12	JHARKHAND	0	0	0	0	0	0
13	KARNATAKA	0	0	0	0	0	0
14	KERALA	0	0	0	0	0	0
15	MADHYA PRADESH	0	0	0	0	0	0
16	MAHARASHTRA	0	0	0	0	0	0
17	MANIPUR	0	0	0	0	0	0
18	MEGHALAYA	0	0	0	0	0	0
19	MIZORAM	0	0	0	0	0	0
20	NAGALAND	0	0	0	0	0	0
21	ODISHA	0	0	0	0	0	0
22	PUDUCHERRY	0	0	0	0	0	0
23	PUNJAB	0	0	0	0	0	0
24	RAJASTHAN	0	0	0	0	0	0
25	SIKKIM	0	0	0	0	0	0
26	TAMIL NADU	0	0	0	0	0	0
27	TRIPURA	0	0	0	0	0	0
28	UTTARAKHAND	0	0	0	0	0	0
29	UTTAR PRADESH	0	0	0	0	0	0
30	WEST BENGAL	0	0	0	0	0	0
31	ANDAMAN AND NICOBAR ISLAND	14	14	0	0	10	10
32	CHANDIGARH	0	0	0	0	0	0
33	DADRA AND NAGAR HAVELI	0	0	0	0	0	0
34	DAMAN AND DIU	0	0	0	0	0	0
35	LAKSHADWEEP	0	0	0	0	0	0
Grand Total		14	14	0	0	10	10

Table - 6(A)

Food security-Targeted Public Distribution system (APL+BPL+AAY)

Sl. No.	State/UT Name	Allocation of Food		Achievement till last month	Percentage of offtake w.r.t. Allocation of Food Grains
		Grains (Tonnes) April 2013- January 2014	Off take (Tonnes) April 2013- January 2014		
(1)	(2)	(3)	(4)	(5)	(6)
1	ANDHRA PRADESH	31,85,680	23,12,807	20,75,027	73
2	ARUNACHAL PRADESH	84,630	82,107	74,396	97
3	ASSAM	15,72,380	14,61,173	13,27,731	93
4	BIHAR	30,86,560	29,35,368	26,97,321	95
5	CHHATISGARH	10,57,970	10,15,747	9,14,860	96
6	DELHI	4,90,460	4,41,074	3,99,721	90
7	GOA	52,530	54,782	49,113	104
8	GUJARAT	17,37,590	12,76,818	11,34,761	73
9	HARYANA	4,64,274	3,45,871	3,00,833	74
10	HIMACHAL PRADESH	4,33,302	4,29,968	3,86,762	99
11	JAMMU AND KASHMIR	6,30,670	6,55,778	5,88,176	104
12	JHARKHAND	11,32,210	8,63,255	7,92,223	76
13	KARNATAKA	20,70,778	20,81,147	18,25,557	101
14	KERALA	12,27,240	12,13,928	11,06,227	99
15	MADHYA PRADESH	22,80,430	21,70,798	19,54,832	95
16	MAHARASHTRA	39,65,870	36,25,587	32,25,090	91
17	MANIPUR	1,42,460	1,36,046	1,24,444	95
18	MEGHALAYA	1,57,150	1,56,791	1,40,190	100
19	MIZORAM	58,450	55,765	50,803	95
20	NAGALAND	1,05,730	1,10,271	1,01,382	104
21	ODISHA	18,26,560	17,23,294	15,53,464	94
22	PUDUCHERRY	50,260	32,318	31,754	64
23	PUNJAB	6,36,024	3,58,586	3,58,586	56
24	RAJASTHAN	20,20,274	19,39,229	17,28,586	96
25	SIKKIM	36,900	37,913	34,661	103
26	TAMIL NADU	31,02,360	26,04,110	23,96,051	84
27	TRIPURA	2,52,720	2,61,912	2,37,689	104
28	UTTARAKHAND	4,26,660	4,37,763	3,87,583	103
29	UTTAR PRADESH	60,57,098	56,15,367	50,36,820	93
30	WEST BENGAL	32,14,330	29,62,245	26,38,103	92
31	ANDAMAN AND NICOBAR ISLANDS	28,350	0	0	0
32	CHANDIGARH	30,650	20,516	18,794	67
33	DADRA AND NAGAR HAVELI	8,720	11,294	9,856	130
34	DAMAN AND DIU	4,710	585	515	12
35	LAKSHADWEEP	3,850	1,727	1,257	45
Grand Total		4,16,35,830	3,74,31,940	3,37,03,168	90

Very Good:(90% or above of targets)

ARUNACHAL PRADESH, ASSAM, BIHAR, CHHATISGARH, DELHI, GOA, HIMACHAL PRADESH, JAMMU AND KASHMIR, KARNATAKA, KERALA, MADHYA PRADESH, MAHARASHTRA, MANIPUR, MEGHALAYA, MIZORAM, NAGALAND, ODISHA, RAJASTHAN, SIKKIM, TRIPURA, UTTARAKHAND, UTTAR PRADESH, WEST BENGAL, DADRA AND NAGAR HAVELI

Good:(Between 80% to 90% targets)

TAMIL NADU

Poor:(Below 80% of targets)

ANDHRA PRADESH, GUJARAT, HARYANA, JHARKHAND, PUDUCHERRY, PUNJAB, ANDAMAN AND NICOBAR ISLANDS, CHANDIGARH, DAMAN AND DIU, LAKSHADWEEP

Food Security: Targeted Public Distribution System (APL+BPL+AAY)

Off take

% Achievement of Target
During April 2013 - January 2014

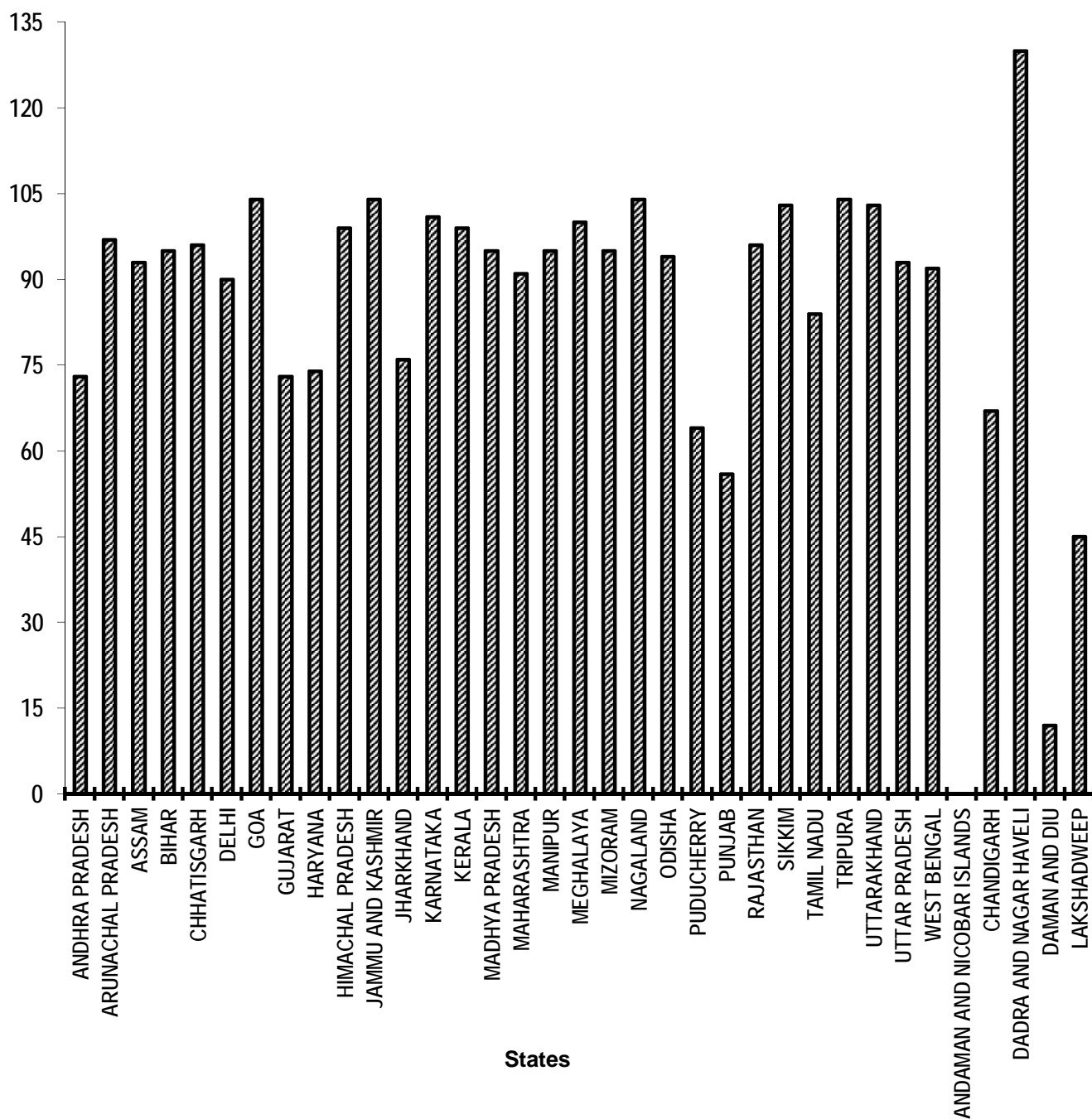


Table - 6(B)

Food security-Targeted Public Distribution system (only AAY)

Sl. No.	State/UT Name	Allocation of Food Grains (Tonnes)	Off take (Tonnes)	Achievement till last month	Percentage of offtake w.r.t. Allocation of Food Grains
		April 2013-January 2014	April 2013-January 2014		
(1)	(2)	(3)	(4)	(5)	(6)
1	ANDHRA PRADESH	5,45,240	4,52,794	4,08,113	83
2	ARUNACHAL PRADESH	13,310	13,120	11,959	99
3	ASSAM	2,46,410	2,45,312	2,20,474	100
4	BIHAR	8,75,350	9,19,000	8,35,735	105
5	CHHATISGARH	3,34,031	2,51,998	2,26,458	75
6	DELHI	1,01,066	79,378	63,137	79
7	GOA	5,090	5,599	4,581	110
8	GUJARAT	2,83,400	3,00,561	2,68,024	106
9	HARYANA	2,00,444	1,72,263	1,27,225	86
10	HIMACHAL PRADESH	1,03,354	1,03,855	88,131	100
11	JAMMU AND KASHMIR	89,490	95,369	85,787	107
12	JHARKHAND	3,21,270	3,24,203	2,98,225	101
13	KARNATAKA	5,71,629	6,12,122	3,73,183	107
14	KERALA	2,08,550	2,17,310	1,92,697	104
15	MADHYA PRADESH	5,53,550	5,31,022	4,79,188	96
16	MAHARASHTRA	8,65,774	8,41,257	7,43,976	97
17	MANIPUR	22,270	22,706	20,185	102
18	MEGHALAYA	24,570	24,550	22,093	100
19	MIZORAM	9,100	8,500	7,690	93
20	NAGALAND	16,640	16,896	15,203	102
21	ODISHA	4,41,016	4,53,001	4,08,054	103
22	PUDUCHERRY	11,290	9,084	8,734	80
23	PUNJAB	1,34,280	36,942	36,942	28
24	RAJASTHAN	11,26,268	10,58,756	8,48,113	94
25	SIKKIM	5,780	6,306	5,728	109
26	TAMIL NADU	6,52,620	6,89,231	6,28,282	106
27	TRIPURA	39,600	40,915	37,019	103
28	UTTARAKHAND	66,820	64,334	60,048	96
29	UTTAR PRADESH	14,33,050	14,28,960	12,89,843	100
30	WEST BENGAL	5,18,070	4,63,669	4,13,705	89
31	ANDAMAN AND NICOBAR ISLANDS	1,668	0	0	0
32	CHANDIGARH	520	70	70	13
33	DADRA AND NAGAR HAVELI	1,830	2,291	2,024	125
34	DAMAN AND DIU	530	81	71	15
35	LAKSHADWEEP	420	0	0	0
Grand Total		98,24,300	94,91,455	82,30,697	97

Very Good:(90% or above of targets)

ARUNACHAL PRADESH, ASSAM, BIHAR, GOA, GUJARAT, HIMACHAL PRADESH, JAMMU AND KASHMIR, JHARKHAND, KARNATAKA, KERALA, MADHYA PRADESH, MAHARASHTRA, MANIPUR, MEGHALAYA, MIZORAM, NAGALAND, ODISHA, RAJASTHAN, SIKKIM, TAMIL NADU, TRIPURA, UTTARAKHAND, UTTAR PRADESH, DADRA AND NAGAR HAVELI

Good:(Between 80% to 90% targets)

ANDHRA PRADESH, HARYANA, PUDUCHERRY, WEST BENGAL

Poor:(Below 80% of targets)

CHHATISGARH, DELHI, PUNJAB, ANDAMAN AND NICOBAR ISLANDS, CHANDIGARH, DAMAN AND DIU, LAKSHADWEEP

Food Security: Targeted Public Distribution System (Only Antyodaya Anna Yojana)

Off take

% Achievement of Target
During April 2013 - January 2014

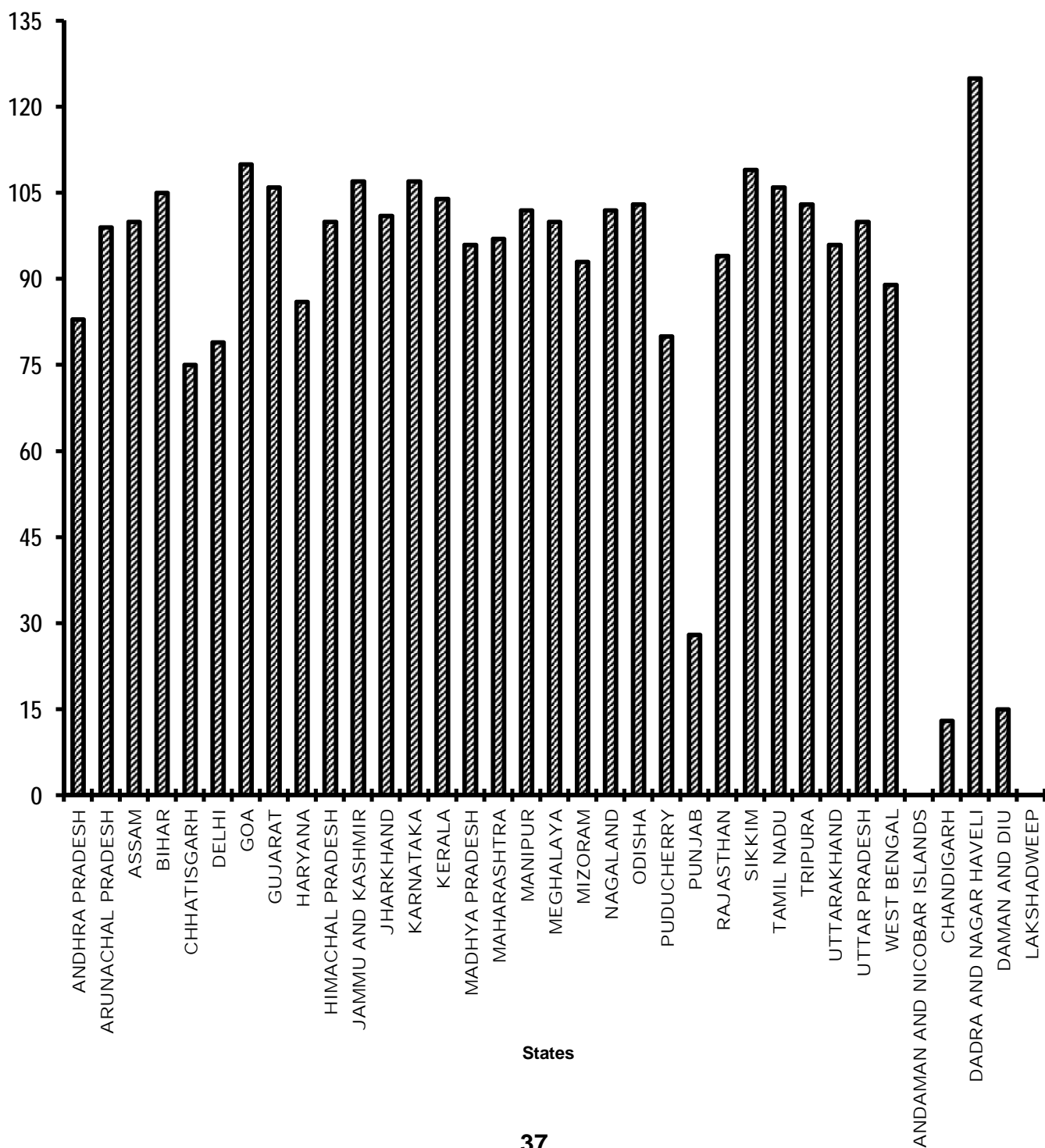


Table - 6(C)

Food Security - Targeted Public Distribution System (Only BPL)

Sl. No.	State/UT Name	Allocation of Food		Achievement till last month	Percentage of offtake w.r.t. Allocation of Food Grains
		Grains (Tonnes) April 2013-January 2014	Off take (Tonnes) April 2013-January 2014		
(1)	(2)	(3)	(4)	(5)	(6)
1	ANDHRA PRADESH	8,76,740	7,09,708	6,32,629	81
2	ARUNACHAL PRADESH	21,270	21,203	19,257	100
3	ASSAM	3,96,020	3,93,980	3,54,184	99
4	BIHAR	14,07,810	15,00,095	13,56,665	107
5	CHHATISGARH	3,69,079	4,05,116	3,64,624	110
6	DELHI	54,348	49,513	49,513	91
7	GOA	4,610	5,034	4,473	109
8	GUJARAT	4,58,640	4,84,372	4,32,035	106
9	HARYANA	86,905	81,418	81,418	94
10	HIMACHAL PRADESH	66,570	55,938	55,938	84
11	JAMMU AND KASHMIR	1,68,080	1,71,766	1,54,826	102
12	JHARKHAND	5,16,640	5,18,894	4,76,177	100
13	KARNATAKA	6,39,434	6,61,352	6,45,120	103
14	KERALA	3,35,290	3,39,236	3,08,865	101
15	MADHYA PRADESH	8,90,180	10,97,231	9,85,899	123
16	MAHARASHTRA	14,21,146	14,17,612	12,64,625	100
17	MANIPUR	35,840	35,527	32,122	99
18	MEGHALAYA	39,480	39,220	35,271	99
19	MIZORAM	14,700	13,900	12,530	95
20	NAGALAND	26,760	27,973	25,532	105
21	ODISHA	9,72,894	9,69,051	8,73,769	100
22	PUDUCHERRY	17,970	12,582	12,441	70
23	PUNJAB	80,784	77,442	77,442	96
24	RAJASTHAN	3,14,766	3,13,274	3,13,274	100
25	SIKKIM	9,420	8,874	8,535	94
26	TAMIL NADU	10,49,360	10,90,678	10,02,528	104
27	TRIPURA	63,650	63,727	61,460	100
28	UTTARAKHAND	1,07,490	1,13,268	1,01,044	105
29	UTTAR PRADESH	23,04,598	23,07,010	20,76,252	100
30	WEST BENGAL	12,94,650	12,49,799	10,89,894	97
31	ANDAMAN AND NICOBAR ISLANDS	4,450	0	0	0
32	CHANDIGARH	3,130	3,042	2,729	97
33	DADRA AND NAGAR HAVELI	4,190	4,761	4,120	114
34	DAMAN AND DIU	870	214	189	25
35	LAKSHADWEEP	630	707	707	112
Grand Total		1,40,58,394	1,42,43,517	1,29,16,087	101

Very Good:(90% or above of targets)

ARUNACHAL PRADESH, ASSAM, BIHAR, CHHATISGARH, DELHI, GOA, GUJARAT, HARYANA, JAMMU AND KASHMIR, JHARKHAND, KARNATAKA, KERALA, MADHYA PRADESH, MAHARASHTRA, MANIPUR, MEGHALAYA, MIZORAM, NAGALAND, ODISHA, PUNJAB, RAJASTHAN, SIKKIM, TAMIL NADU, TRIPURA, UTTARAKHAND, UTTAR PRADESH, WEST BENGAL, CHANDIGARH, DADRA AND NAGAR HAVELI, LAKSHADWEEP

Good:(Between 80% to 90% targets)

ANDHRA PRADESH, HIMACHAL PRADESH

Poor:(Below 80% of targets)

PUDUCHERRY, ANDAMAN AND NICOBAR ISLANDS, DAMAN AND DIU

Food Security: Targeted Public Distribution System (Only BPL)

Off take

% Achievement of Target
During April 2013 - January 2014

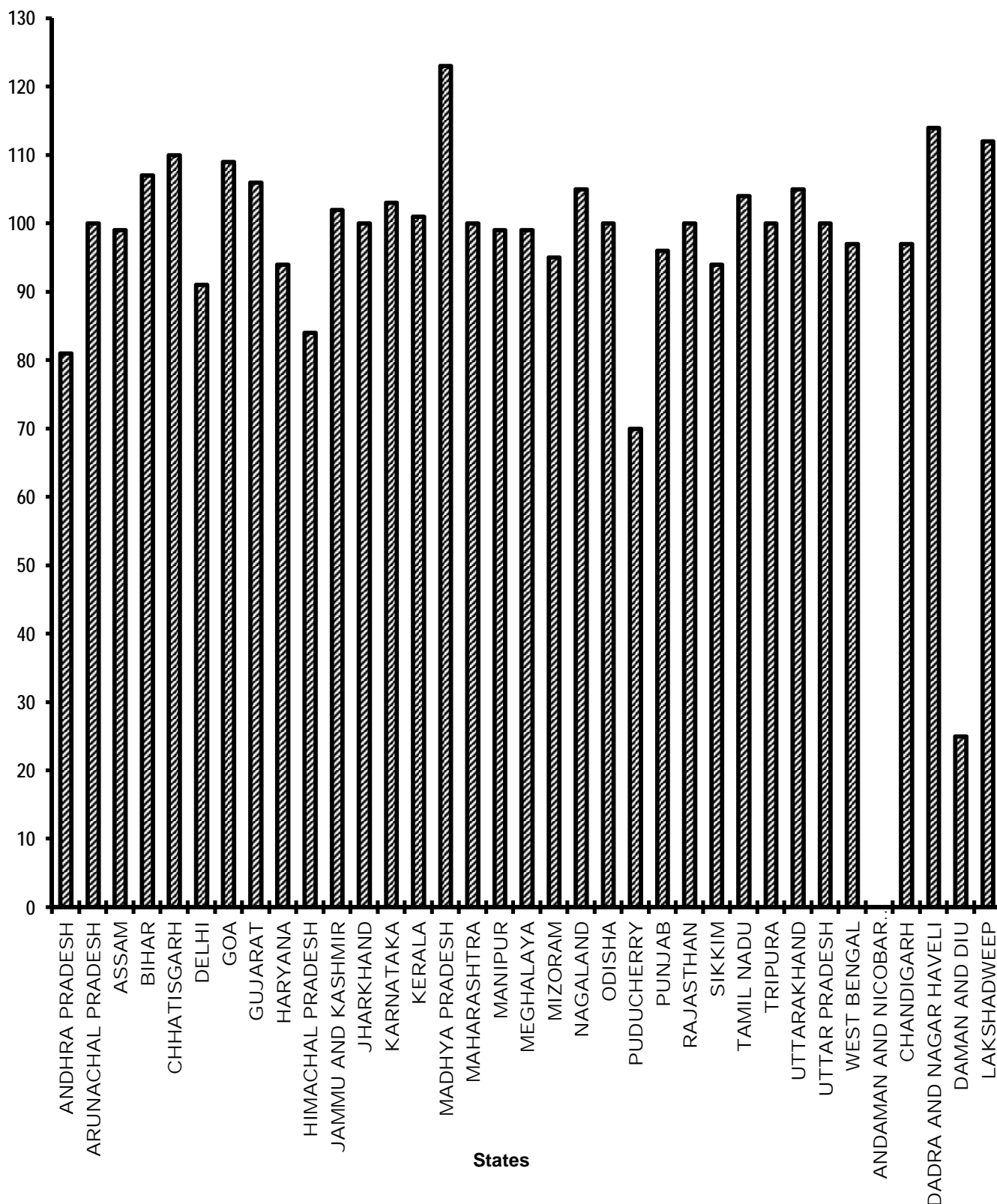


Table - 7

Rural Housing - Indira Awaas Yojana
Houses constructed
(Unit: Number)

Sl. No.	State/UT Name	Target		Achievement		Percent Achievement
		2013-2014	April 2013-January 2014	April 2013-January 2014	Achievement till last month	April 2013-January 2014
(1)	(2)	(3)	(4)	(5)	(6)	(5)/(4)
1	ANDHRA PRADESH	2,07,313	1,38,209	1,70,163	92,269	123
2	ARUNACHAL PRADESH	6,870	4,580	0	0	0
3	ASSAM	1,38,695	92,463	42,796	37,632	46
4	BIHAR	6,05,550	4,03,700	5,26,833	5,24,896	131
5	CHHATISGARH	48,004	32,001	13778 *	13,159	43
6	GOA	1,393	928	1,273	1,025	137
7	GUJARAT	1,07,880	71,920	76,509	73,231	106
8	HARYANA	18,029	12,020	3,952	3,431	33
9	HIMACHAL PRADESH	7,064	4,708	638	222	14
10	JAMMU AND KASHMIR	15,952	13,293	9,398	8,968	71
11	JHARKHAND	67,153	44,768	36860 *	35,897	82
12	KARNATAKA	87,816	58,542	71,776	58,741	123
13	KERALA	45,738	30,492	41,554	38,517	136
14	MADHYA PRADESH	1,12,936	75,292	24195 *	23,820	32
15	MAHARASHTRA	1,37,314	91,541	54,660	43,270	60
16	MANIPUR	8,011	5,340	942 \$	2,403	18
17	MEGHALAYA	13,865	9,241	3,453	3,453	37
18	MIZORAM	3,661	2,440	926 #	926	38
19	NAGALAND	10,439	6,960	0	0	0
20	ODISHA	1,28,057	85,372	65,816	46,867	77
21	PUDUCHERRY	1,065	711	18	18	3
22	PUNJAB	19,531	13,020	2,595	2,595	20
23	RAJASTHAN	85,460	56,972	43,200	28,787	76
24	SIKKIM	1,436	959	798	0	83
25	TAMIL NADU	88,436	58,959	27,791	9,394	47
26	TRIPURA	13,368	8,912	0	0	0
27	UTTARAKHAND	14,012	9,340	3,376	2,851	36
28	UTTAR PRADESH	2,97,223	1,98,148	91,422	87,478	46
29	WEST BENGAL	1,85,594	1,23,728	1,04,283	88,548	84
30	ANDAMAN AND NICOBAR ISLANDS	2,081	1,388	209 *	209	15
31	DADRA AND NAGAR HAVELI	419	280	3	3	1
32	DAMAN AND DIU	162	108	0	0	0
33	LAKSHADWEEP	188	127	38	14	30
Grand Total		24,80,715	16,56,462	14,19,255	12,28,624	86

Very Good:(90% or above of targets)

ANDHRA PRADESH, BIHAR, GOA, GUJARAT, KARNATAKA, KERALA

Good:(Between 80% to 90% targets)

JHARKHAND, SIKKIM, WEST BENGAL

Poor:(Below 80% of targets)

ARUNACHAL PRADESH, ASSAM, CHHATISGARH, HARYANA, HIMACHAL PRADESH, JAMMU AND KASHMIR, MADHYA PRADESH, MAHARASHTRA, MANIPUR, MEGHALAYA, MIZORAM, NAGALAND, ODISHA, PUDUCHERRY, PUNJAB, RAJASTHAN, TAMIL NADU, TRIPURA, UTTARAKHAND, UTTAR PRADESH, ANDAMAN AND NICOBAR ISLANDS, DADRA AND NAGAR HAVELI, DAMAN AND DIU, LAKSHADWEEP

Note: # Previous month figures have been repeated

* The figures have been reconciled with that of Ministry of Rural Development

\$ State has downward revised the figure.

Rural Housing - Indira Awaas Yojana

Houses constructed

% Achievement of Target

During April 2013 - January 2014

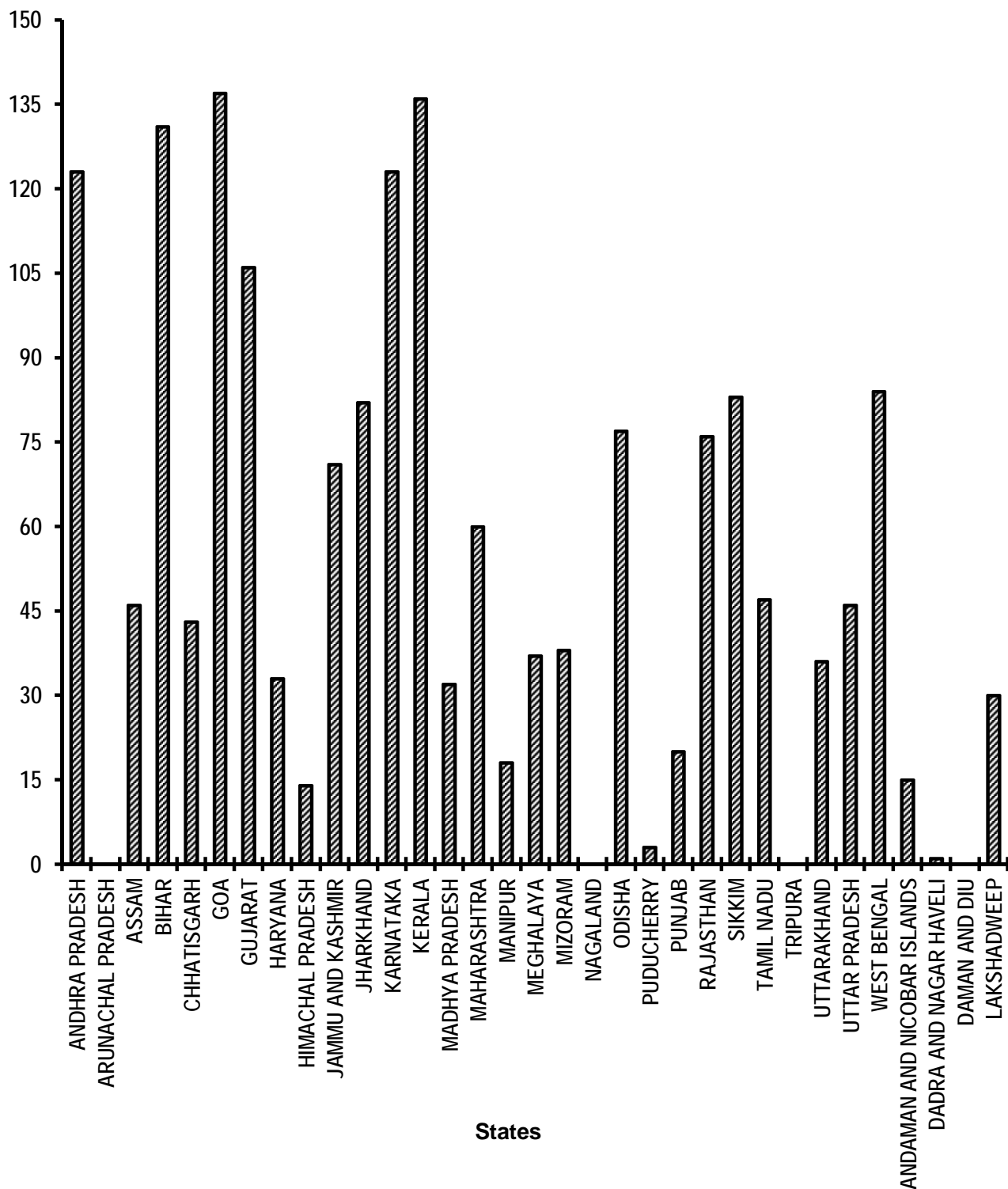


Table - 8

**EWS/LIG Houses in Urban Areas
Houses constructed
(Unit: Number)**

Sl. No.	State/UT Name	Target		Achievement		Percent Achievement
		2013-2014	April 2013-January 2014	April 2013-January 2014	Achievement till last month	April 2013-January 2014
(1)	(2)	(3)	(4)	(5)	(6)	(5)/(4)
1	ANDHRA PRADESH	10,612	8,842	20,620	16,190	233
2	ARUNACHAL PRADESH	158	130	100	100	77
3	ASSAM	596	498	262	262	53
4	BIHAR	887	740	432 #	432	58
5	CHHATISGARH	3,812	3,178	6928 #	6,928	218
6	DELHI	12,194	10,160	3,865	3,865	38
7	GOA	-	-	12	12	-
8	GUJARAT	3,106	2,590	8,890	6,030	343
9	HARYANA	458	380	754	754	198
10	HIMACHAL PRADESH	222	186	0	0	0
11	JAMMU AND KASHMIR	860	718	0	0	0
12	JHARKHAND	1,589	1,323	1259 #	1,259	95
13	KARNATAKA	1,453	1,210	7,267	6,632	601
14	KERALA	1,389	1,159	534	454	46
15	MADHYA PRADESH	7,331	6,110	4553 #	4,553	75
16	MAHARASHTRA	12,362	10,300	13,190	12,115	128
17	MANIPUR	411	341	942 #	942	276
18	MEGHALAYA	341	283	0	0	0
19	MIZORAM	455	379	0 #	0	0
20	NAGALAND	129	107	0	0	0
21	ODISHA	1,562	1,300	0	0	0
22	PUDUCHERRY	281	233	7	7	3
23	PUNJAB	1,947	1,621	0	0	0
24	RAJASTHAN	6,478	5,398	3,769	3,356	70
25	SIKKIM	49	40	15	15	38
26	TAMIL NADU	9,036	7,530	9,036	9,036	120
27	TRIPURA	35	29	186	186	641
28	UTTARAKHAND	692	576	0	0	0
29	UTTAR PRADESH	9,778	8,148	245	239	3
30	WEST BENGAL	9,405	7,837	4,658	4,214	59
31	ANDAMAN AND NICOBAR ISLANDS	-	-	0 #	0	-
32	CHANDIGARH	2,372	1,978	0	0	0
33	DADRA AND NAGAR HAVELI	-	-	0	0	-
34	DAMAN AND DIU	2	2	0	0	0
Grand Total		1,00,002	83,326	87,524	77,581	105

Very Good: (90% or above of targets)

ANDHRA PRADESH, CHHATISGARH, GUJARAT, HARYANA, JHARKHAND, KARNATAKA, MAHARASHTRA, MANIPUR, TAMIL NADU, TRIPURA

Poor: (Below 80% of targets)

ARUNACHAL PRADESH, ASSAM, BIHAR, DELHI, HIMACHAL PRADESH, JAMMU AND KASHMIR, KERALA, MADHYA PRADESH, MEGHALAYA, MIZORAM, NAGALAND, ODISHA, PUDUCHERRY, PUNJAB, RAJASTHAN, SIKKIM, UTTARAKHAND, UTTAR PRADESH, WEST BENGAL, CHANDIGARH, DAMAN AND DIU

Note: # Previous month figures have been repeated

EWS/LIG Houses in Urban Areas

Houses constructed
% Achievement of Target
During April 2013 - January 2014

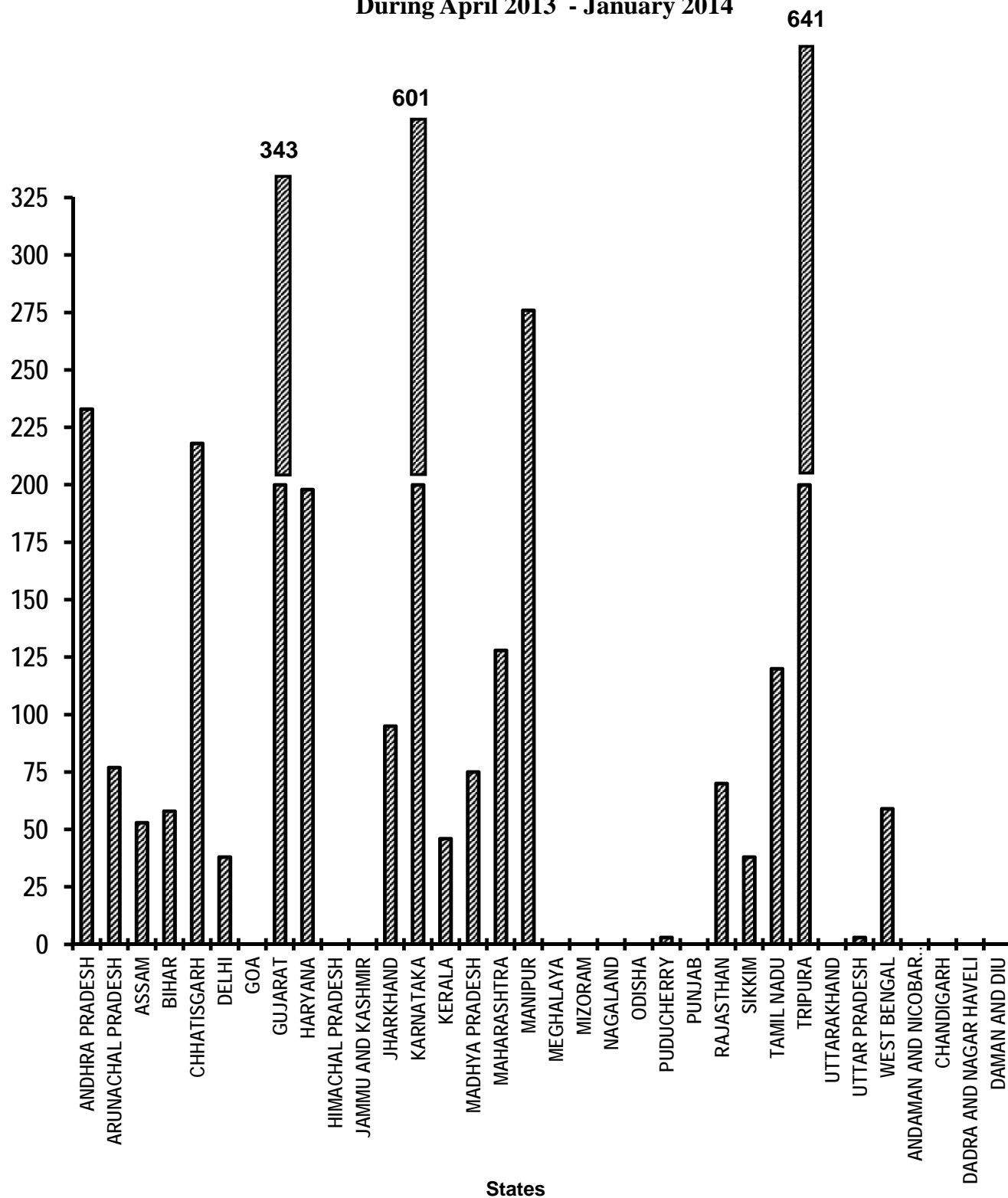


Table - 9(A)

Rural Areas: National Rural Drinking Water Programme (NRDWP)
Habitations covered (Partially covered & Slipped back)
(Unit: Number)

Sl. No.	State/UT Name	Target		Achievement		Percent Achievement
		2013-2014	April 2013-January 2014	April 2013-January 2014	Achievement till last month	April 2013-January 2014
(1)	(2)	(3)	(4)	(5)	(6)	(5)/(4)
1	ANDHRA PRADESH	5,581	4,018	5,013	4,066	125
2	ARUNACHAL PRADESH	285	204	103 *	83	50
3	ASSAM	4,050	2,913	2,653	1,600	91
4	BIHAR	9,000	6,480	4,526	3,919	70
5	CHHATISGARH	8,100	5,832	5698 *	3,677	98
6	GUJARAT	875	627	1,540	1,404	246
7	HARYANA	807	579	500	410	86
8	HIMACHAL PRADESH	2,500	1,800	2,026	1,831	113
9	JAMMU AND KASHMIR	948	681	560	455	82
10	JHARKHAND	12,024	8,661	8094 *	7,421	93
11	KARNATAKA	7,700	5,544	8,519	6,207	154
12	KERALA	774	555	223	179	40
13	MADHYA PRADESH	11,300	8,136	8379 *	6,950	103
14	MAHARASHTRA	4,136	2,976	1,846	1,540	62
15	MANIPUR	250	177	56	56	32
16	MEGHALAYA	559	402	53	47	13
17	MIZORAM	45	32	26 *	23	81
18	NAGALAND	34	23	101 *	93	439
19	ODISHA	10,873	7,827	10,927	8,751	140
20	PUDUCHERRY	17	12	0	0	0
21	PUNJAB	1,529	1,101	727	562	66
22	RAJASTHAN	1,590	1,143	1,877	1,107	164
23	SIKKIM	200	144	67	49	47
24	TAMIL NADU	5,460	3,921	3,531	2,762	90
25	TRIPURA	28	21	288 *	246	1,371
26	UTTARAKHAND	1,073	771	684	587	89
27	UTTAR PRADESH	24,000	17,280	5,136	589	30
28	WEST BENGAL	2,755	1,986	1,840	1,620	93
Grand Total		1,16,493	83,846	74,993	56,234	89

Very Good:(90% or above of targets)

ANDHRA PRADESH, ASSAM, CHHATISGARH, GUJARAT, HIMACHAL PRADESH, JHARKHAND, KARNATAKA, MADHYA PRADESH, NAGALAND, ODISHA, RAJASTHAN, TAMIL NADU, TRIPURA, WEST BENGAL

Good:(Between 80% to 90% targets)

HARYANA, JAMMU AND KASHMIR, MIZORAM, UTTARAKHAND

Poor:(Below 80% of targets)

ARUNACHAL PRADESH, BIHAR, KERALA, MAHARASHTRA, MANIPUR, MEGHALAYA, PUDUCHERRY, PUNJAB, SIKKIM, UTTAR PRADESH

Note: * The figures have been reconciled with that of M/o Drinking Water & Sanitation

Rural Areas- National Rural Drinking Water Programme (NRDWP)

Habitations covered (Partially Covered & Slipped back)

% Achievement of Target
During April 2013 - January 2014

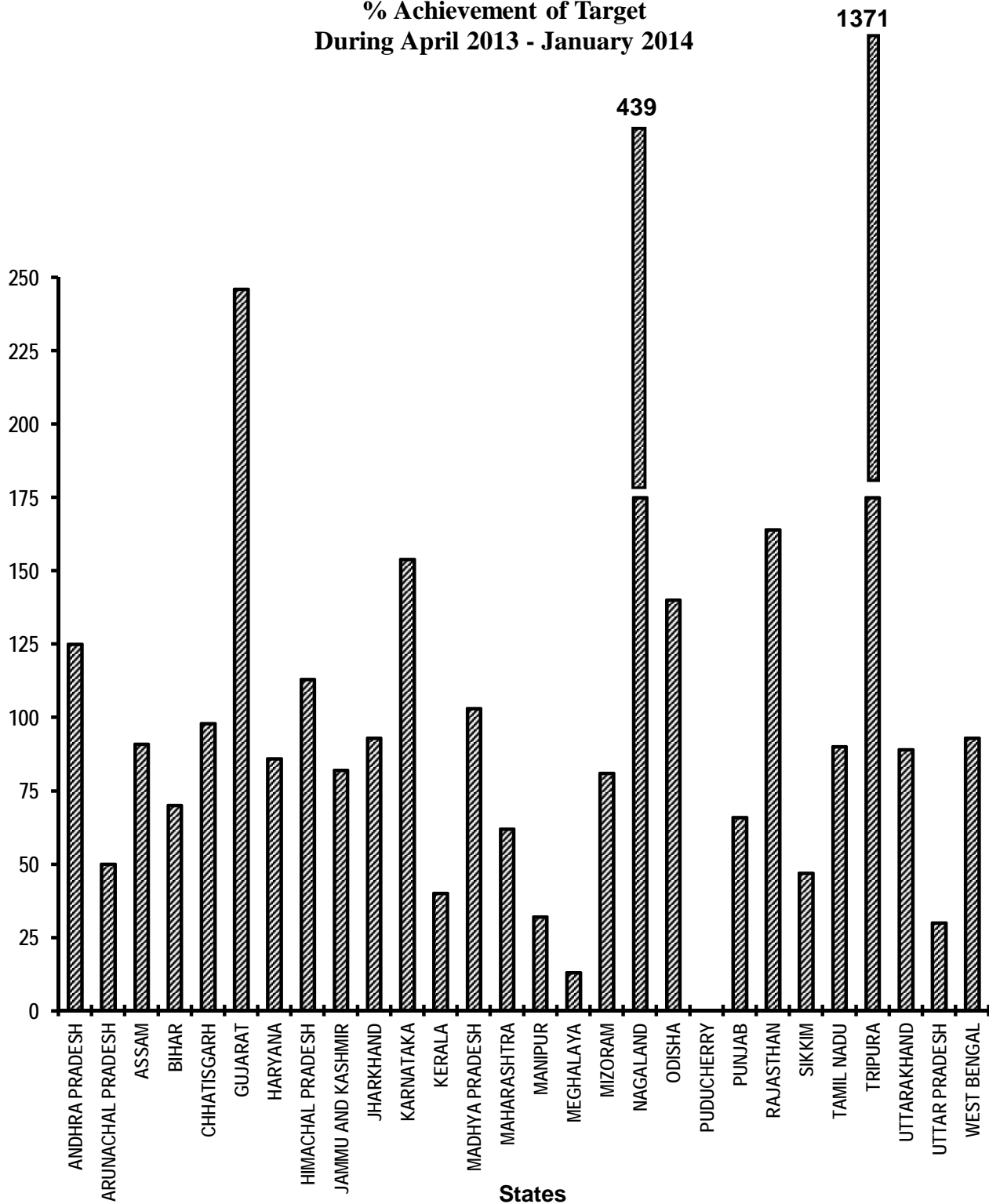


Table - 9(B)

Rural Areas: National Rural Drinking Water Programme (NRDWP)
Coverage of water quality affected habitations
(Unit: Number)

Sl. No.	State/UT Name	Target		Achievement		Percent Achievement
		2013-2014	April 2013-January 2014	April 2013-January 2014	Achievement till last month	April 2013-January 2014
(1)	(2)	(3)	(4)	(5)	(6)	(5)/(4)
1	ANDHRA PRADESH	217	163	163	109	100
2	ARUNACHAL PRADESH	19	15	3 *	3	20
3	ASSAM	3,125	2,253	1,240	773	55
4	BIHAR	4,832	3,477	1,921	1,581	55
5	CHHATISGARH	2,600	1,872	611 *	366	33
6	GUJARAT	175	123	123	112	100
7	HARYANA	11	8	4	4	50
8	JAMMU AND KASHMIR	7	5	0	0	0
9	JHARKHAND	108	72	27 *	27	38
10	KARNATAKA	2,678	1,923	978	781	51
11	KERALA	150	114	18	16	16
12	MADHYA PRADESH	1,750	1,266	361 *	296	29
13	MAHARASHTRA	577	411	206	167	50
14	MEGHALAYA	57	42	18	10	43
15	NAGALAND	51	42	18 *	17	43
16	ODISHA	2,627	1,893	1,030	849	54
17	PUDUCHERRY	6	4	0	0	0
18	PUNJAB	410	288	23	21	8
19	RAJASTHAN	1,400	1,008	546 #	546	54
20	TAMIL NADU	540	390	55	55	14
21	TRIPURA	1,150	834	392	392	47
22	UTTARAKHAND	10	8	6	6	75
23	UTTAR PRADESH	1,000	720	125	0	17
24	WEST BENGAL	1,845	1,326	1,240	1,065	94
Grand Total		25,345	18,257	9,108	7,196	50

Very Good: (90% or above of targets)

ANDHRA PRADESH, GUJARAT, WEST BENGAL

Poor: (Below 80% of targets)

ARUNACHAL PRADESH, ASSAM, BIHAR, CHHATISGARH, HARYANA, JAMMU AND KASHMIR, JHARKHAND, KARNATAKA, KERALA, MADHYA PRADESH, MAHARASHTRA, MEGHALAYA, NAGALAND, ODISHA, PUDUCHERRY, PUNJAB, RAJASTHAN, TAMIL NADU, TRIPURA, UTTARAKHAND, UTTAR PRADESH

Note: * The figures have been reconciled with that of M/o Drinking Water & Sanitation

Previous month figure repeated

Rural Areas- National Rural Drinking Water Programme (NRDWP)

Coverage of Water Quality Affected Habitations

% Achievement of Target
During April 2013 - January 2014

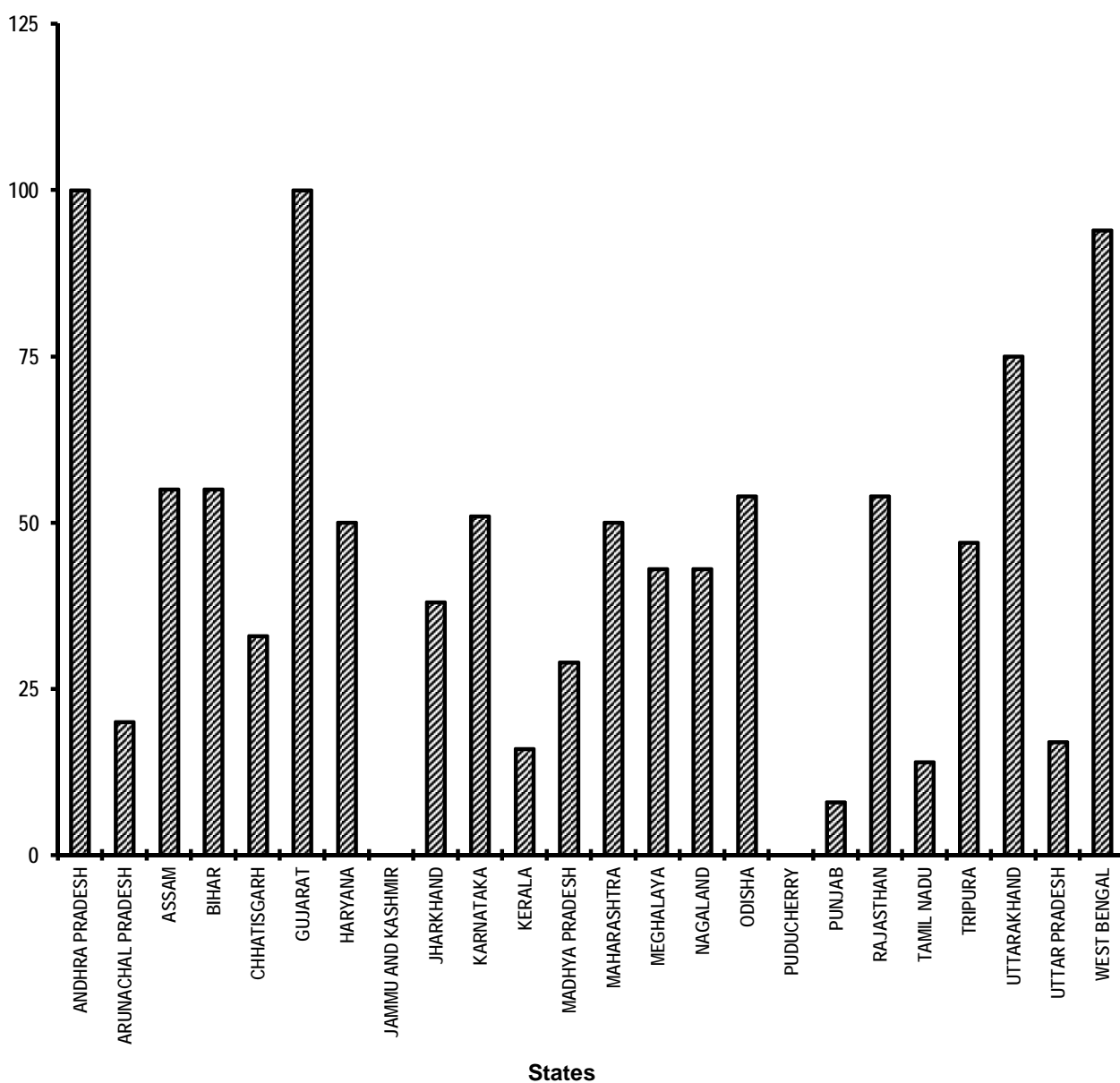


Table - 10

Sanitation Programme in Rural Areas
(Unit: Number)

Sl. No.	State/UT Name	Individual Household latrines constructed (Number)	Achievement till last month
		April 2013-January 2014	
(1)	(2)	(3)	(4)
1	ANDHRA PRADESH	2,57,305	2,30,251
2	ARUNACHAL PRADESH	10,696	9,595
3	ASSAM	1,34,918	1,17,142
4	BIHAR	1,40,520	1,32,170
5	CHHATISGARH	48,663	43,525
6	DELHI	0	0
7	GOA	0	0
8	GUJARAT	1,33,234	1,14,703
9	HARYANA	1,01,568	89,291
10	HIMACHAL PRADESH	8,427	7,238
11	JAMMU AND KASHMIR	53,127	53,092
12	JHARKHAND	58,305	52,206
13	KARNATAKA	3,55,864	3,41,907
14	KERALA	22,792	20,253
15	MADHYA PRADESH	3,89,025	3,28,636
16	MAHARASHTRA	4,33,390	3,47,039
17	MANIPUR	27,215	25,599
18	MEGHALAYA	14,641	8,805
19	MIZORAM	4,135	4,135
20	NAGALAND	19,868	19,868
21	ODISHA	28,404	25,953
22	PUDUCHERRY	0	0
23	PUNJAB	3,912	3,912
24	RAJASTHAN	2,09,528	1,88,416
25	SIKKIM	3,443	3,443
26	TAMIL NADU	1,80,930	1,61,107
27	TRIPURA	5,045	4,745
28	UTTARAKHAND	82,444	69,616
29	UTTAR PRADESH	8,14,525	7,43,994
30	WEST BENGAL	6,11,124	5,11,332
31	ANDAMAN AND NICOBAR ISLANDS	0	0
32	CHANDIGARH	0	0
33	DADRA AND NAGAR HAVELI	0	0
34	DAMAN AND DIU	0	0
35	LAKSHADWEEP	0	0
Grand Total		41,53,048	36,57,973

Table - 11

Institutional Delivery
(Unit: Number)

Sl. No.	State/UT Name	Delivery in institutions (Number) April 2013-January 2014	Achievement till last month
(1)	(2)	(3)	(4)
1	ANDHRA PRADESH	11,61,979	10,41,710
2	ARUNACHAL PRADESH	10,277	0
3	ASSAM	0	0
4	BIHAR	12,56,192	11,09,551
5	CHHATISGARH	1,11,518 #	1,11,518
6	DELHI	2,20,455	1,94,716
7	GOA	13,573	12,159
8	GUJARAT	7,64,244	7,55,443
9	HARYANA	3,31,140	2,80,225
10	HIMACHAL PRADESH	64,644	58,594
11	JAMMU AND KASHMIR	1,29,122	1,10,221
12	JHARKHAND	1,26,791 #	1,26,791
13	KARNATAKA	6,77,348	6,15,915
14	KERALA	4,12,339	3,74,578
15	MADHYA PRADESH	8,48,461 #	8,48,461
16	MAHARASHTRA	14,03,766	12,76,602
17	MANIPUR	20,797	11,610
18	MEGHALAYA	31,982	28,309
19	MIZORAM	5688 #	5,688
20	NAGALAND	4,007	1,151
21	ODISHA	5,23,840	4,17,447
22	PUDUCHERRY	35,452	32,247
23	PUNJAB	2,83,526	2,51,972
24	RAJASTHAN	11,44,273 \$	11,53,393
25	SIKKIM	5,494	4,975
26	TAMIL NADU	8,56,525	7,77,760
27	TRIPURA	37,176	27,115
28	UTTARAKHAND	97,390	87,453
29	UTTAR PRADESH	22,78,499	20,09,839
30	WEST BENGAL	7,91,219	7,04,157
31	ANDAMAN AND NICOBAR ISLANDS	3773 #	3,773
32	CHANDIGARH	21,530	19,319
33	DADRA AND NAGAR HAVELI	6,239	5,625
34	DAMAN AND DIU	3,011	2,654
35	LAKSHADWEEP	576	469
Grand Total		1,36,82,846	1,24,61,440

Note: # Previous month figures have been repeated

Table - 12(A)

SC Families assisted
SC families assisted under SCA to SCSP & NSFDC
(Unit: Number)

Sl. No. State/UT Name		Target		Achievement		Percent Achievement
		2013-2014	April 2013- January 2014	April 2013- January 2014	Achievement till last month	April 2013- January 2014
(1)	(2)	(3)	(4)	(5)	(6)	(5)/(4)
1	ANDHRA PRADESH	1,21,813	97,450	10,234	4,459	11
2	ASSAM	11,637	9,311	15,584	14,987	167
3	BIHAR	11,982	9,588	1,93,106 #	1,93,106	2,014
4	CHHATISGARH	98,071	78,459	422 #	422	1
5	DELHI	680	544	4,940	4,465	908
6	GOA	16,804	13,442	17	14	0
7	GUJARAT	14,130	11,306	73,910	69,408	654
8	HARYANA	19,394	15,514	64,046	57,100	413
9	HIMACHAL PRADESH	11,515	9,213	24,921	23,092	270
10	JAMMU AND KASHMIR	5,713	4,570	4,027	3,999	88
11	JHARKHAND	16,574	13,258	81,841 #	81,841	617
12	KARNATAKA	66,871	53,499	1,27,180	91,740	238
13	KERALA	14,457	11,567	26,522	22,384	229
14	MADHYA PRADESH	66,098	52,878	1,44,125 #	1,44,125	273
15	MAHARASHTRA	41,759	33,407	15,266	11,503	46
16	MANIPUR	650	518	0	0	0
17	ODISHA	41,473	33,178	17,093	14,076	52
18	PUDUCHERRY	608	488	836	833	171
19	PUNJAB	30,838	24,672	206	206	1
20	RAJASTHAN	46,649	37,317	16,888	11,944	45
21	SIKKIM	352	279	2,165	2,055	776
22	TAMIL NADU	57,573	46,059	16,386	13,096	36
23	TRIPURA	6,370	5,098	3,851	3,625	76
24	UTTARAKHAND	8,347	6,679	6,771	5,926	101
25	UTTAR PRADESH	1,69,519	1,35,617	52,572	45,971	39
26	WEST BENGAL	82,224	65,780	3,05,903	1,87,559	465
27	CHANDIGARH	905	721	701	701	97
Grand Total		9,63,006	7,70,412	12,09,513	10,08,637	157

Very Good:(90% or above of targets)

ASSAM, BIHAR, DELHI, GUJARAT, HARYANA, HIMACHAL PRADESH, JHARKHAND, KARNATAKA, KERALA, MADHYA PRADESH, PUDUCHERRY, SIKKIM, UTTARAKHAND, WEST BENGAL, CHANDIGARH

Good:(Between 80% to 90% targets)

JAMMU AND KASHMIR

Poor:(Below 80% of targets)

ANDHRA PRADESH, CHHATISGARH, GOA, MAHARASHTRA, MANIPUR, ODISHA, PUNJAB, RAJASTHAN, TAMIL NADU, TRIPURA, UTTAR PRADESH

Note: # Previous month figures have been repeated

SC Families Assisted under SCA to SCSP & NSFDC

% Achievement of Target
During April 2013 - January 2014

2014

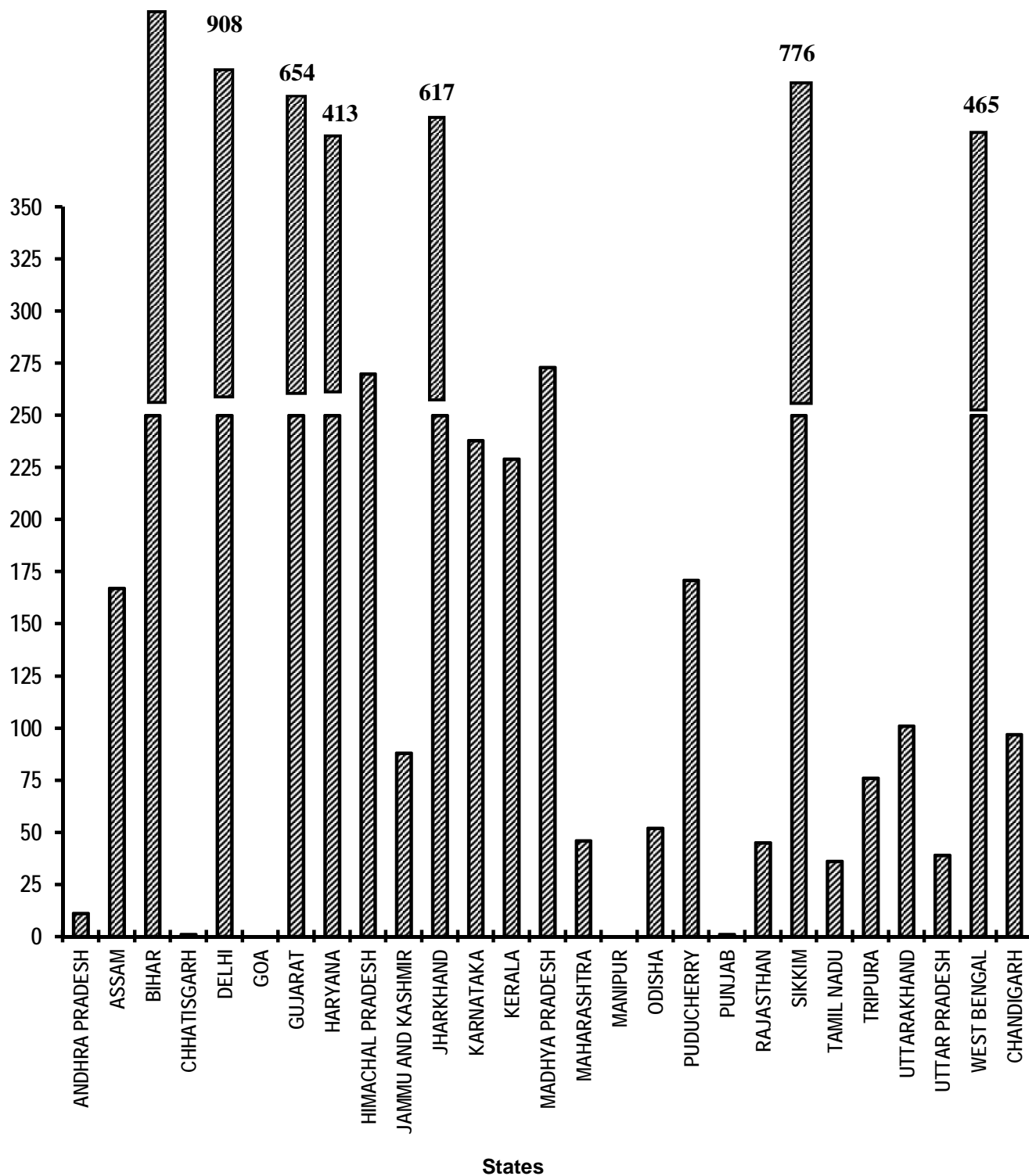


Table - 12(B)

**SC Families assisted
SC students assisted under post matric scholarship
(Unit: Number)**

Sl. No.	State/UT Name	Target		Achievement		Percent Achievement
		2013-2014	April 2013-January 2014	April 2013-January 2014	Achievement till last month	April 2013-January 2014
(1)	(2)	(3)	(4)	(5)	(6)	(5)/(4)
1	ANDHRA PRADESH	7,11,017	5,68,811	NR	0	0
2	ASSAM	25,962	20,772	0	0	0
3	BIHAR	1,42,877	1,14,299	NR	NR	0
4	CHHATISGARH	94,548	75,638	2,56,625 #	2,56,625	339
5	DELHI	18,725	14,977	0	0	0
6	GOA	212	170	NR	NR	0
7	GUJARAT	1,09,199	87,360	92,409	89,633	106
8	HARYANA	78,120	62,496	6,264	6,264	10
9	HIMACHAL PRADESH	16,050	12,842	0	0	0
10	JAMMU AND KASHMIR	8,429	6,741	NR	NR	0
11	JHARKHAND	14,142	11,316	NR	NR	0
12	KARNATAKA	3,30,530	2,64,423	2,70,221	2,52,657	102
13	KERALA	1,26,048	1,00,838	90,576	90,576	90
14	MADHYA PRADESH	2,59,774	2,07,819	NR	NR	0
15	MAHARASHTRA	6,16,660	4,93,327	1,94,184	1,55,284	39
16	MANIPUR	4,757	3,803	NR	NR	0
17	MEGHALAYA	296	236	0	0	0
18	ODISHA	1,11,642	89,316	NR	NR	0
19	PUDUCHERRY	9,568	7,653	690	310	9
20	PUNJAB	96,936	77,548	1,77,657	1,24,000	229
21	RAJASTHAN	2,97,488	2,37,993	2,50,035	2,38,864	105
22	SIKKIM	439	353	NR	NR	0
23	TAMIL NADU	8,40,325	6,72,260	4,40,127	2,49,764	65
24	TRIPURA	33,454	26,763	0	0	0
25	UTTARAKHAND	71,312	57,050	54,356	46,341	95
26	UTTAR PRADESH	8,82,070	7,05,658	NR	NR	0
27	WEST BENGAL	6,00,247	4,80,199	NR	NR	0
28	CHANDIGARH	-	-	NR	NR	-
Grand Total		55,00,827	44,00,661	18,33,144	15,10,318	42

Very Good: (90% or above of targets)

CHHATISGARH, GUJARAT, KARNATAKA, KERALA, PUNJAB, RAJASTHAN, UTTARAKHAND

Poor: (Below 80% of targets)

ANDHRA PRADESH, ASSAM, BIHAR, DELHI, GOA, HARYANA, HIMACHAL PRADESH, JAMMU AND KASHMIR, JHARKHAND, MADHYA PRADESH, MAHARASHTRA, MANIPUR, MEGHALAYA, ODISHA, PUDUCHERRY, SIKKIM, TAMIL NADU, TRIPURA, UTTAR PRADESH, WEST BENGAL

Note: * So far Chhatisgarh, Gujarat, Haryana, Karnataka, Kerala, Maharashtra, Puducherry, Punjab, Rajasthan, Tamil Nadu and Uttarakhand have furnished information on this parameter. States/UTs of Assam, Delhi, Himachal Pradesh, Meghalaya and Tripura have reported zero information. All other States have not furnished information, consequently their performance has also been taken as zero.

NR: Not Reported

SC Students Assisted under Post Matric Scholarship

% Achievement of Target
During April 2013 - January 2014

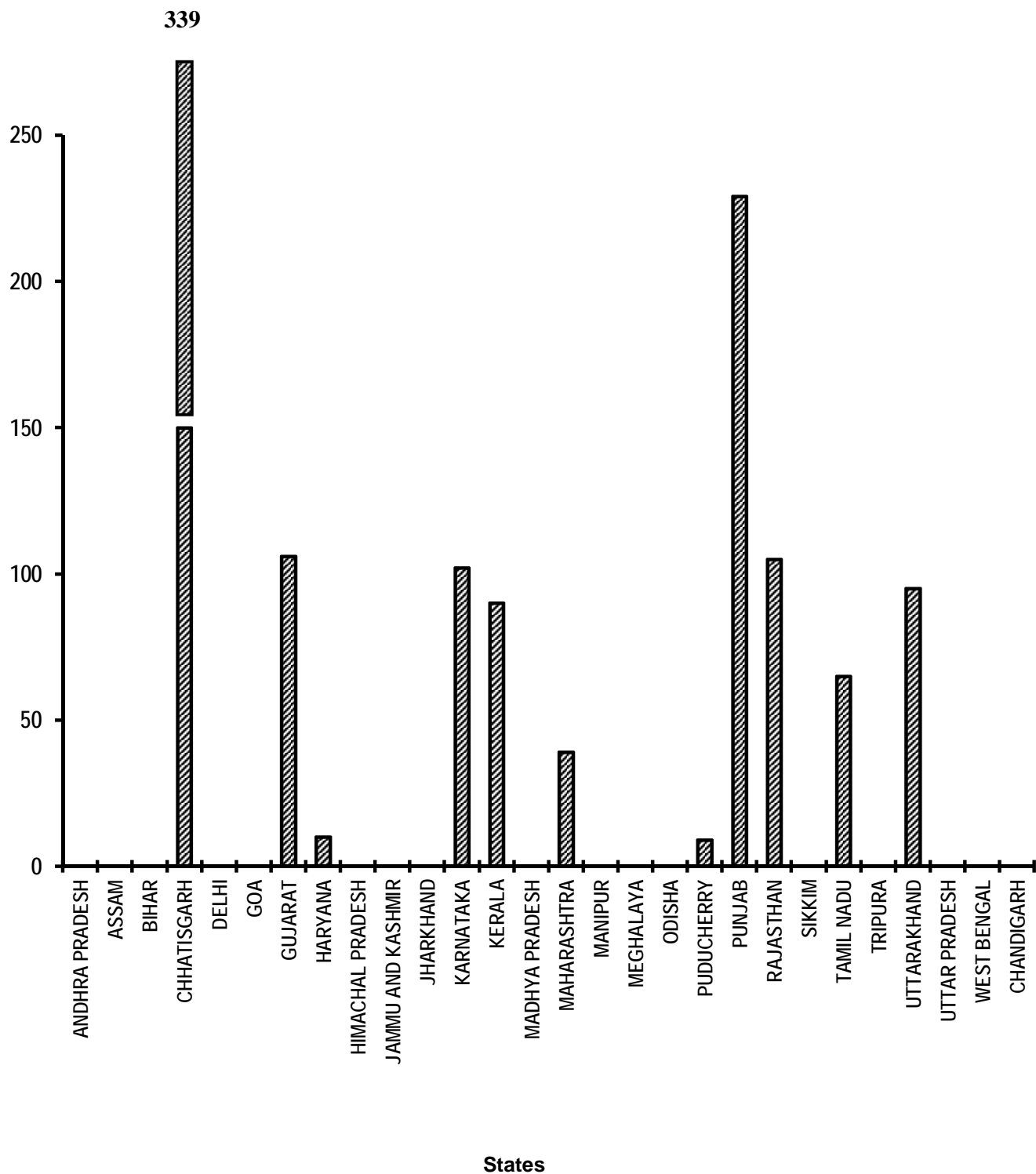


Table - 13

Universalization of ICDS Scheme
ICDS Blocks Operational (Cumulative)
(Unit: Number)

		Target		Achievement		Percent Achievement
Sl. No.	State/UT Name	2013-2014	April 2013-January 2014	April 2013-January 2014	Achievement till last month	April 2013-January 2014
(1)	(2)	(3)	(4)	(5)	(6)	(5)/(4)
1	ANDHRA PRADESH	395	395	406	406	103
2	ARUNACHAL PRADESH	95	95	93	93	98
3	ASSAM	231	231	231	231	100
4	BIHAR	544	544	544	544	100
5	CHHATISGARH	220	220	220 #	220	100
6	DELHI	95	95	95	95	100
7	GOA	11	11	11	11	100
8	GUJARAT	336	336	336	336	100
9	HARYANA	148	148	148	148	100
10	HIMACHAL PRADESH	78	78	78	78	100
11	JAMMU AND KASHMIR	141	141	141	141	100
12	JHARKHAND	212	212	204 #	204	96
13	KARNATAKA	204	204	204	204	100
14	KERALA	258	258	258	258	100
15	MADHYA PRADESH	453	453	453 #	453	100
16	MAHARASHTRA	553	553	553	553	100
17	MANIPUR	42	42	42	42	100
18	MEGHALAYA	41	41	41	41	100
19	MIZORAM	27	27	27 #	27	100
20	NAGALAND	59	59	59	59	100
21	ODISHA	338	338	338	338	100
22	PUDUCHERRY	5	5	5	5	100
23	PUNJAB	154	154	154	154	100
24	RAJASTHAN	304	304	304	304	100
25	SIKKIM	13	13	13	13	100
26	TAMIL NADU	434	434	434	434	100
27	TRIPURA	56	56	56	56	100
28	UTTARAKHAND	105	105	105	105	100
29	UTTAR PRADESH	897	897	873	873	97
30	WEST BENGAL	575	575	520	520	90
31	ANDAMAN AND NICOBAR ISLANDS	5	5	5 #	5	100
32	CHANDIGARH	3	3	3	3	100
33	DADRA AND NAGAR HAVELI	2	2	2	2	100
34	DAMAN AND DIU	2	2	2	2	100
35	LAKSHADWEEP	9	9	9	9	100
Grand Total		7,045	7,045	6,967	6,967	99

Very Good:(90% or above of targets)

ANDHRA PRADESH, ARUNACHAL PRADESH, ASSAM, BIHAR, CHHATISGARH, DELHI, GOA, GUJARAT, HARYANA, HIMACHAL PRADESH, JAMMU AND KASHMIR, JHARKHAND, KARNATAKA, KERALA, MADHYA PRADESH, MAHARASHTRA, MANIPUR, MEGHALAYA, MIZORAM, NAGALAND, ODISHA, PUDUCHERRY, PUNJAB, RAJASTHAN, SIKKIM, TAMIL NADU, TRIPURA, UTTARAKHAND, UTTAR PRADESH, WEST BENGAL, ANDAMAN AND NICOBAR ISLANDS, CHANDIGARH, DADRA AND NAGAR HAVELI, DAMAN AND DIU, LAKSHADWEEP

Note: # Previous month figures have been repeated

Universalization of ICDS Scheme

ICDS Blocks Operational (Cumulative)

% Achievement of Target
During Apr 2013 - January 2014

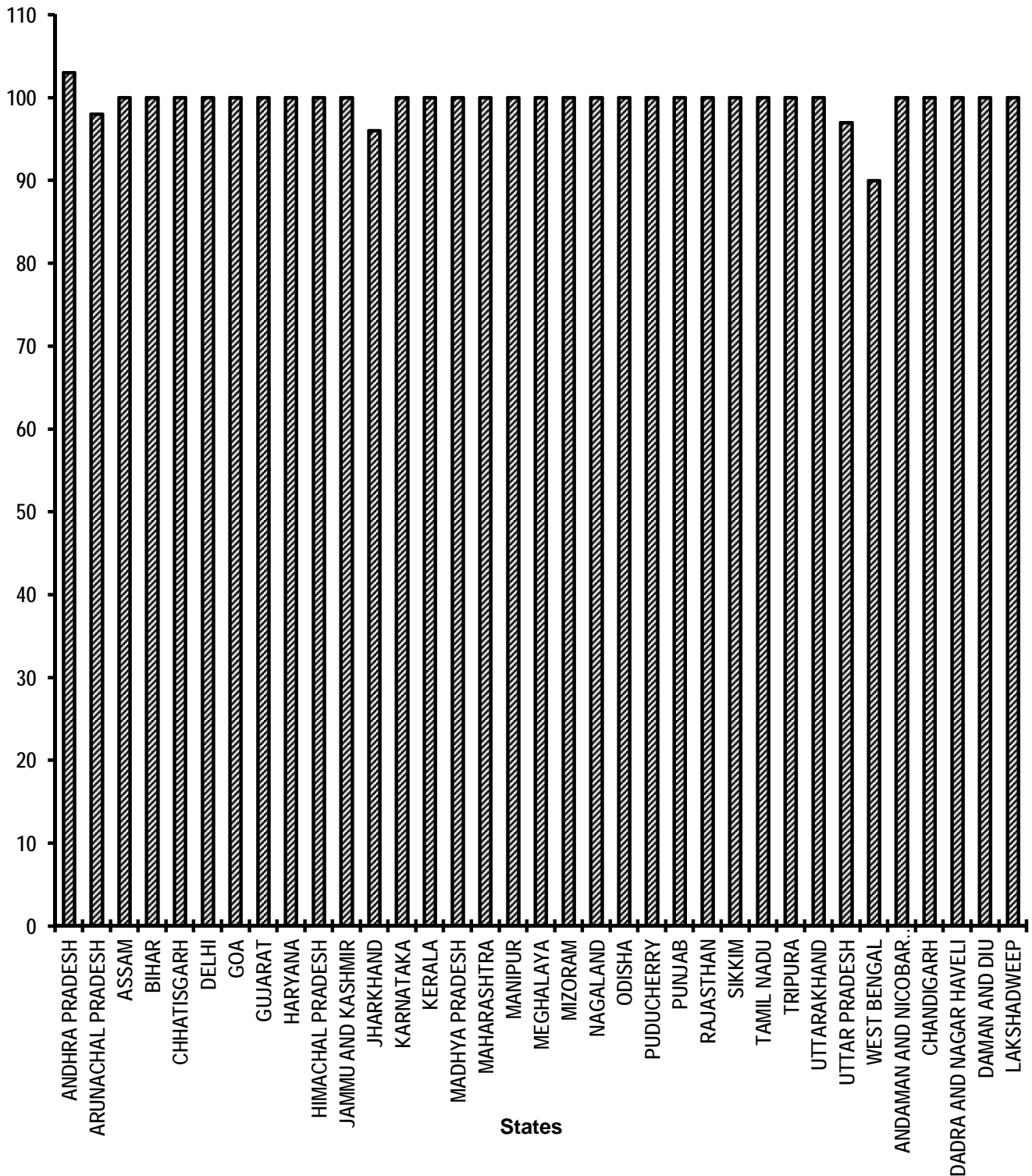


Table - 14

Functional Anganwadis
Anganwadis Functional (Cumulative)
(Unit: Number)

Sl. No.	State/UT Name	Target		Achievement		Percent Achievement
		2013-2014	April 2013-January 2014	April 2013-January 2014	Achievement till last month	April 2013-January 2014
(1)	(2)	(3)	(4)	(5)	(6)	(5)/(4)
1	ANDHRA PRADESH	90,349	90,349	90,775	90,757	100
2	ARUNACHAL PRADESH	6,107	6,107	6,028	6,028	99
3	ASSAM	62,153	62,153	62,153	62,153	100
4	BIHAR	91,793	91,793	91,677	91,677	100
5	CHHATISGARH	55,372	55,372	49730 #	49,730	90
6	DELHI	10,984	10,984	10,897	10,897	99
7	GOA	1,262	1,262	1,262	1,262	100
8	GUJARAT	50,990	50,990	51,548	51,548	101
9	HARYANA	25,727	25,727	25,838	25,838	100
10	HIMACHAL PRADESH	18,890	18,890	18,906	18,901	100
11	JAMMU AND KASHMIR	28,577	28,577	28,591	28,591	100
12	JHARKHAND	38,432	38,432	38365 #	38,365	100
13	KARNATAKA	64,518	64,518	64,517	64,517	100
14	KERALA	33,112	33,112	33,112	33,112	100
15	MADHYA PRADESH	91,575	91,575	91138 #	91,138	100
16	MAHARASHTRA	1,07,933	1,07,933	97,070	97,070	90
17	MANIPUR	10,534	10,534	9,805	9,805	93
18	MEGHALAYA	5,156	5,156	5,155	5,155	100
19	MIZORAM	1,980	1,980	1980 #	1,980	100
20	NAGALAND	3,455	3,455	3,455	3,455	100
21	ODISHA	71,830	71,830	71,140	71,140	99
22	PUDUCHERRY	788	788	788	788	100
23	PUNJAB	26,656	26,656	26,656	26,656	100
24	RAJASTHAN	61,108	61,108	59,680	59,680	98
25	SIKKIM	1,233	1,233	1,233	1,233	100
26	TAMIL NADU	54,880	54,880	54,439	54,439	99
27	TRIPURA	9,908	9,908	9,911	9,911	100
28	UTTARAKHAND	20,487	20,487	19,212	19,068	94
29	UTTAR PRADESH	1,87,899	1,87,899	1,85,020	1,85,020	98
30	WEST BENGAL	1,16,702	1,16,702	1,16,662	1,16,661	100
31	ANDAMAN AND NICOBAR ISLANDS	710	710	708 #	708	100
32	CHANDIGARH	500	500	500	500	100
33	DADRA AND NAGAR HAVELI	267	267	268	268	100
34	DAMAN AND DIU	104	104	102	102	98
35	LAKSHADWEEP	107	107	107	107	100
Grand Total		13,52,078	13,52,078	13,28,428	13,28,260	98

Very Good: (90% or above of targets)

ANDHRA PRADESH, ARUNACHAL PRADESH, ASSAM, BIHAR, CHHATISGARH, DELHI, GOA, GUJARAT, HARYANA, HIMACHAL PRADESH, JAMMU AND KASHMIR, JHARKHAND, KARNATAKA, KERALA, MADHYA PRADESH, MAHARASHTRA, MANIPUR, MEGHALAYA, MIZORAM, NAGALAND, ODISHA, PUDUCHERRY, PUNJAB, RAJASTHAN, SIKKIM, TAMIL NADU, TRIPURA, UTTARAKHAND, UTTAR PRADESH, WEST BENGAL, ANDAMAN AND NICOBAR ISLANDS, CHANDIGARH, DADRA AND NAGAR HAVELI, DAMAN AND DIU, LAKSHADWEEP

Note: # Previous month figures have been repeated

\$ State has downward revised the figure

Functional Anganwadis (Cumulative)

% Achievement of Target
During April 2013 - January 2014

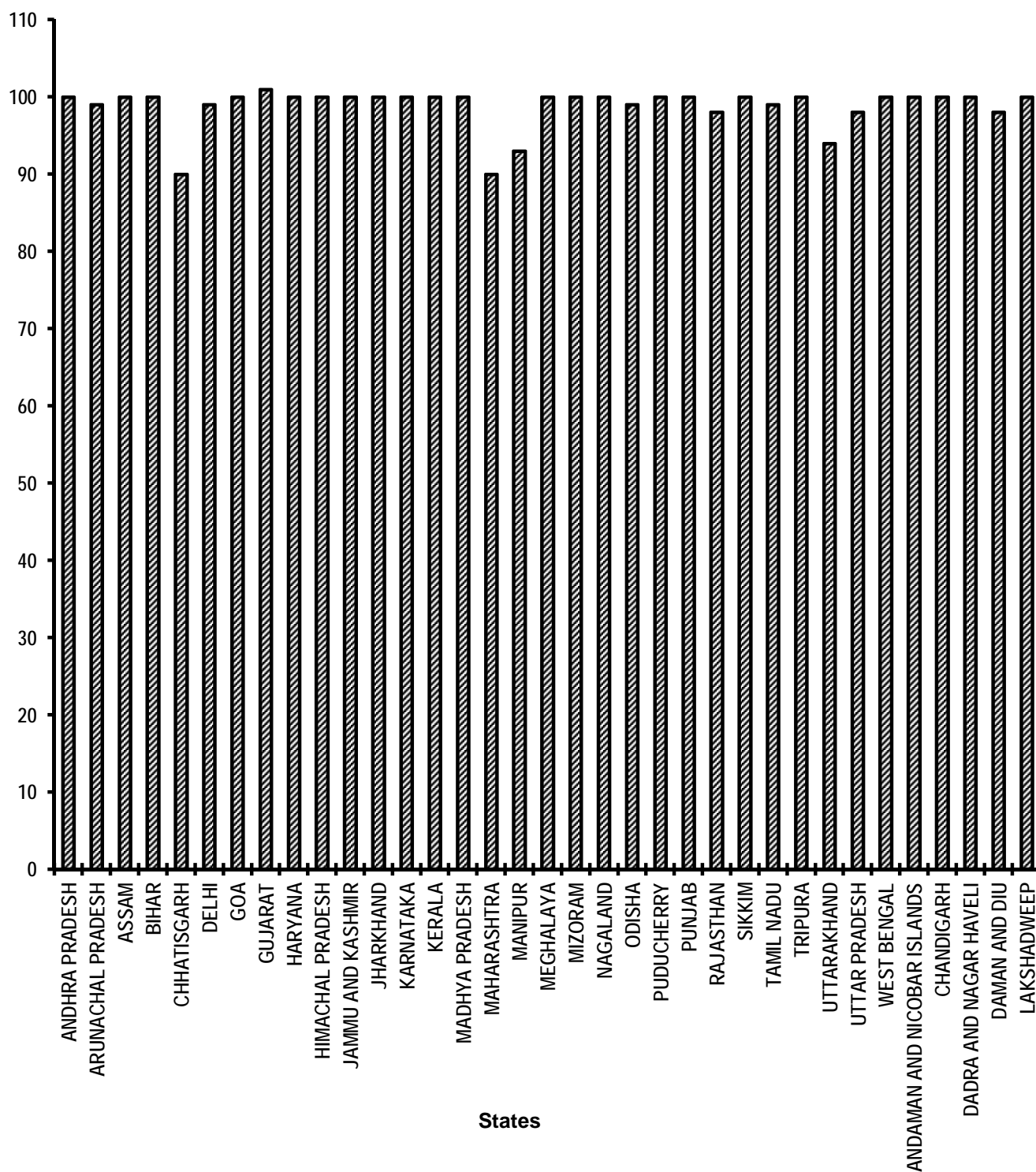


Table - 15

No. of Urban poor families assisted under Seven Point Charter
Poor Families assisted
(Unit: Number)

Sl. No.	State/UT Name	Target		Achievement		Percent Achievement
		2013-2014	April 2013-January 2014	April 2013-January 2014	Achievement till last month	April 2013-January 2014
(1)	(2)	(3)	(4)	(5)	(6)	(5)/(4)
1	ANDHRA PRADESH	15,918	13,264	55,355	51,668	417
2	ARUNACHAL PRADESH	237	199	0	0	0
3	ASSAM	893	744	702	551	94
4	BIHAR	1,331	1,110	0	0	0
5	CHHATISGARH	5,717	4,763	0 #	0	0
6	DELHI	18,290	15,240	0	0	0
7	GOA	-	-	0	0	-
8	GUJARAT	4,659	3,881	17,088	9,805	440
9	HARYANA	687	571	2,520	2,058	441
10	HIMACHAL PRADESH	332	276	0	0	0
11	JAMMU AND KASHMIR	1,290	1,076	0	0	0
12	JHARKHAND	2,384	1,986	1752 #	1,752	88
13	KARNATAKA	2,180	1,816	1,825	1,622	100
14	KERALA	2,083	1,735	3,579	3,477	206
15	MADHYA PRADESH	10,997	9,163	3484 #	3,484	38
16	MAHARASHTRA	18,543	15,451	16,133	12,447	104
17	MANIPUR	616	512	0	0	0
18	MEGHALAYA	512	426	80	80	19
19	MIZORAM	683	570	0 #	0	0
20	NAGALAND	193	160	0	0	0
21	ODISHA	2,342	1,950	1,111	908	57
22	PUDUCHERRY	422	350	0	0	0
23	PUNJAB	2,920	2,432	2,353	2,353	97
24	RAJASTHAN	9,717	8,099	10,695	10,470	132
25	SIKKIM	74	60	1,986	1,796	3,310
26	TAMIL NADU	13,555	11,295	15,138	14,370	134
27	TRIPURA	52	43	2,231	2,231	5,188
28	UTTARAKHAND	1,038	864	1,220	764	141
29	UTTAR PRADESH	14,667	12,221	1,486	1,018	12
30	WEST BENGAL	14,107	11,755	1,53,563	1,49,917	1,306
31	ANDAMAN AND NICOBAR ISLANDS	-	-	0 #	0	-
32	CHANDIGARH	3,558	2,964	412	400	14
33	DADRA AND NAGAR HAVELI	-	-	0	0	-
34	DAMAN AND DIU	3	2	0	0	0
Grand Total		1,50,000	1,24,978	2,92,713	2,71,171	234

Very Good:(90% or above of targets)

ANDHRA PRADESH, ASSAM, GUJARAT, HARYANA, KARNATAKA, KERALA, MAHARASHTRA, PUNJAB, RAJASTHAN, SIKKIM, TAMIL NADU, TRIPURA, UTTARAKHAND, WEST BENGAL

Good:(Between 80% to 90% targets)

JHARKHAND

Poor:(Below 80% of targets)

ARUNACHAL PRADESH, BIHAR, CHHATISGARH, DELHI, HIMACHAL PRADESH, JAMMU AND KASHMIR, MADHYA PRADESH, MANIPUR, MEGHALAYA, MIZORAM, NAGALAND, ODISHA, PUDUCHERRY, UTTAR PRADESH, CHANDIGARH, DAMAN AND DIU

Note: # Previous month figures have been repeated

**No. of Urban poor families assisted
under Seven Point Charter
Poor Families Assisted
% Achievement of Target
During April 2013 - January 2014**

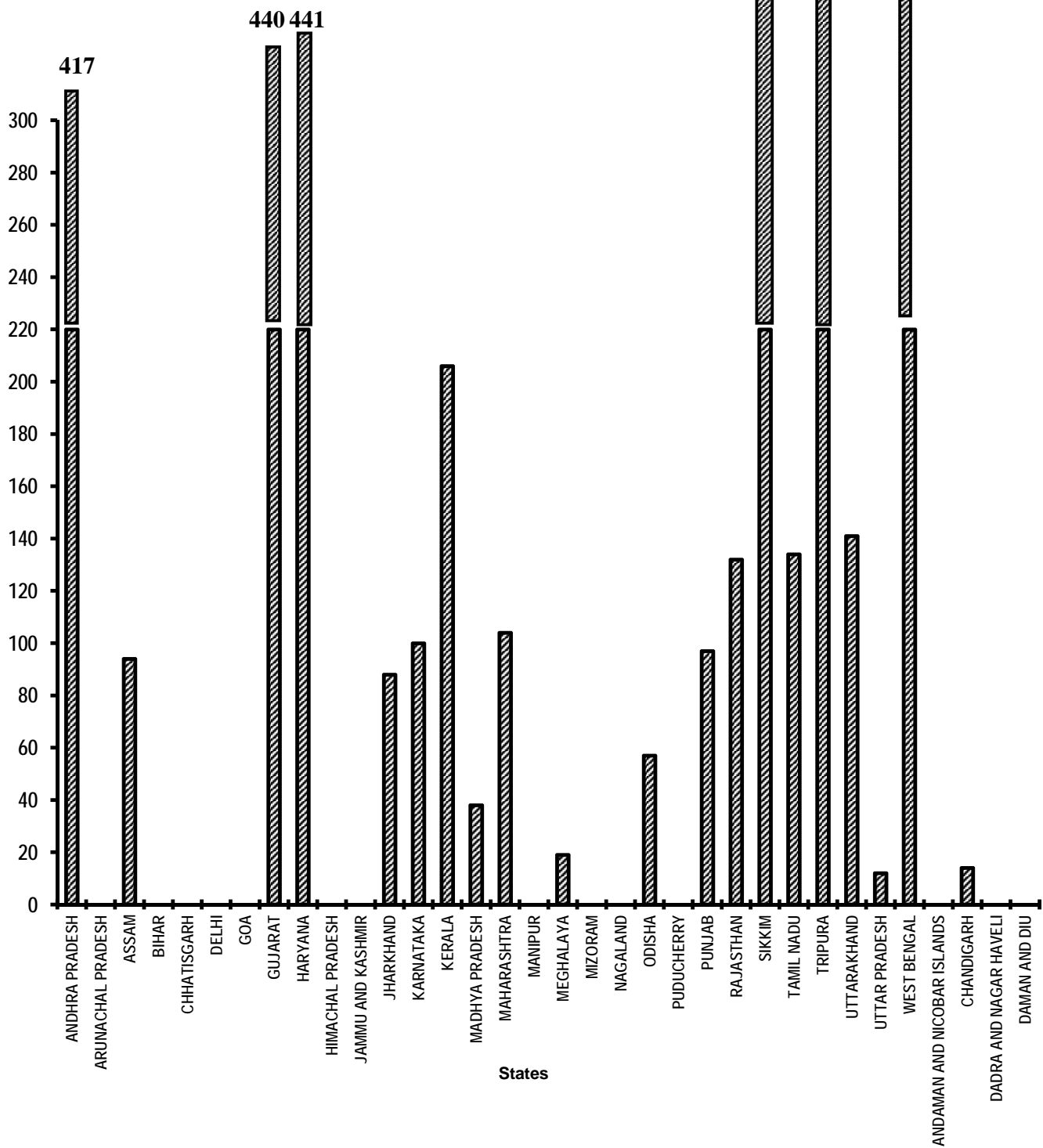


Table - 16(A)

**Afforestation (Public and Forest Lands)
Area Covered under Plantation
(Unit: Hectares)**

		Target		Achievement		Percent Achievement
Sl. No.	State/UT Name	2013-2014	April 2013- January 2014	April 2013- January 2014	Achievement till last month	April 2013- January 2014
(1)	(2)	(3)	(4)	(5)	(6)	(5)/(4)
1	ANDHRA PRADESH	3,87,760	3,23,132	3,55,671	3,42,451	110
2	ARUNACHAL PRADESH	5,760	4,800	183	62	4
3	ASSAM	1,180	982	0	0	0
4	BIHAR	21,860	18,218	53,071	46,112	291
5	CHHATISGARH	64,220	53,518	53862 #	53,862	101
6	DELHI	1,220	1,016	736	723	72
7	GOA	225	187	154	154	82
8	GUJARAT	1,24,520	1,03,766	1,37,458	1,06,796	132
9	HARYANA	64,890	54,074	48,680	44,918	90
10	HIMACHAL PRADESH	25,460	21,216	19,830	18,146	93
11	JAMMU AND KASHMIR	9,050	7,540	3,099	2,888	41
12	JHARKHAND	22,200	18,500	3450 #	3,450	19
13	KARNATAKA	79,760	66,466	82,643	82,455	124
14	KERALA	7,530	6,274	3,890	3,891	62
15	MADHYA PRADESH	1,28,370	1,06,974	1,35,199 #	1,35,199	126
16	MAHARASHTRA	1,57,780	1,31,482	2,13,750	2,10,146	163
17	MANIPUR	11,500	9,582	17,916	17,916	187
18	MEGHALAYA	3,940	3,282	16,330	14,252	498
19	MIZORAM	5,420	4,516	5253 #	5,253	116
20	NAGALAND	1,950	1,624	9,900	8,448	610
21	ODISHA	1,00,000	83,332	80,023	64,188	96
22	PUDUCHERRY	40	33	39	36	118
23	PUNJAB	9,700	8,082	13,716	13,628	170
24	RAJASTHAN	57,000	47,500	66,835	66,775	141
25	SIKKIM	6,160	5,132	3,862	822	75
26	TAMIL NADU	58,770	48,974	63,817	58,683	130
27	TRIPURA	20,450	17,040	15,980	15,801	94
28	UTTARAKHAND	19,920	16,600	20,580	20,554	124
29	UTTAR PRADESH	76,230	63,524	77,177	76,490	121
30	WEST BENGAL	7,940	6,616	3,910	3,910	59
31	ANDAMAN AND NICOBAR ISLANDS	1,220	1,016	1118 #	1,118	110
32	CHANDIGARH	100	83	165	165	199
33	DADRA AND NAGAR HAVELI	220	182	200	200	110
34	DAMAN AND DIU	10	8	7 #	7	88
35	LAKSHADWEEP	20	16	14	14	88
Grand Total		14,82,375	12,35,287	15,08,518	14,19,513	122

Very Good:(90% or above of targets)

ANDHRA PRADESH, BIHAR, CHHATISGARH, GUJARAT, HARYANA, HIMACHAL PRADESH, KARNATAKA, MADHYA PRADESH, MAHARASHTRA, MANIPUR, MEGHALAYA, MIZORAM, NAGALAND, ODISHA, PUDUCHERRY, PUNJAB, RAJASTHAN, TAMIL NADU, TRIPURA, UTTARAKHAND, UTTAR PRADESH, ANDAMAN AND NICOBAR ISLANDS, CHANDIGARH, DADRA AND NAGAR HAVELI

Good:(Between 80% to 90% targets)

GOA, DAMAN AND DIU, LAKSHADWEEP

Poor:(Below 80% of targets)

ARUNACHAL PRADESH, ASSAM, DELHI, JAMMU AND KASHMIR, JHARKHAND, KERALA, SIKKIM, WEST BENGAL

Note: # Previous month figures have been repeated

Afforestation (Public and Forest Lands)

Area Covered under Plantation

% Achievement of Target
During April 2013 - January 2014

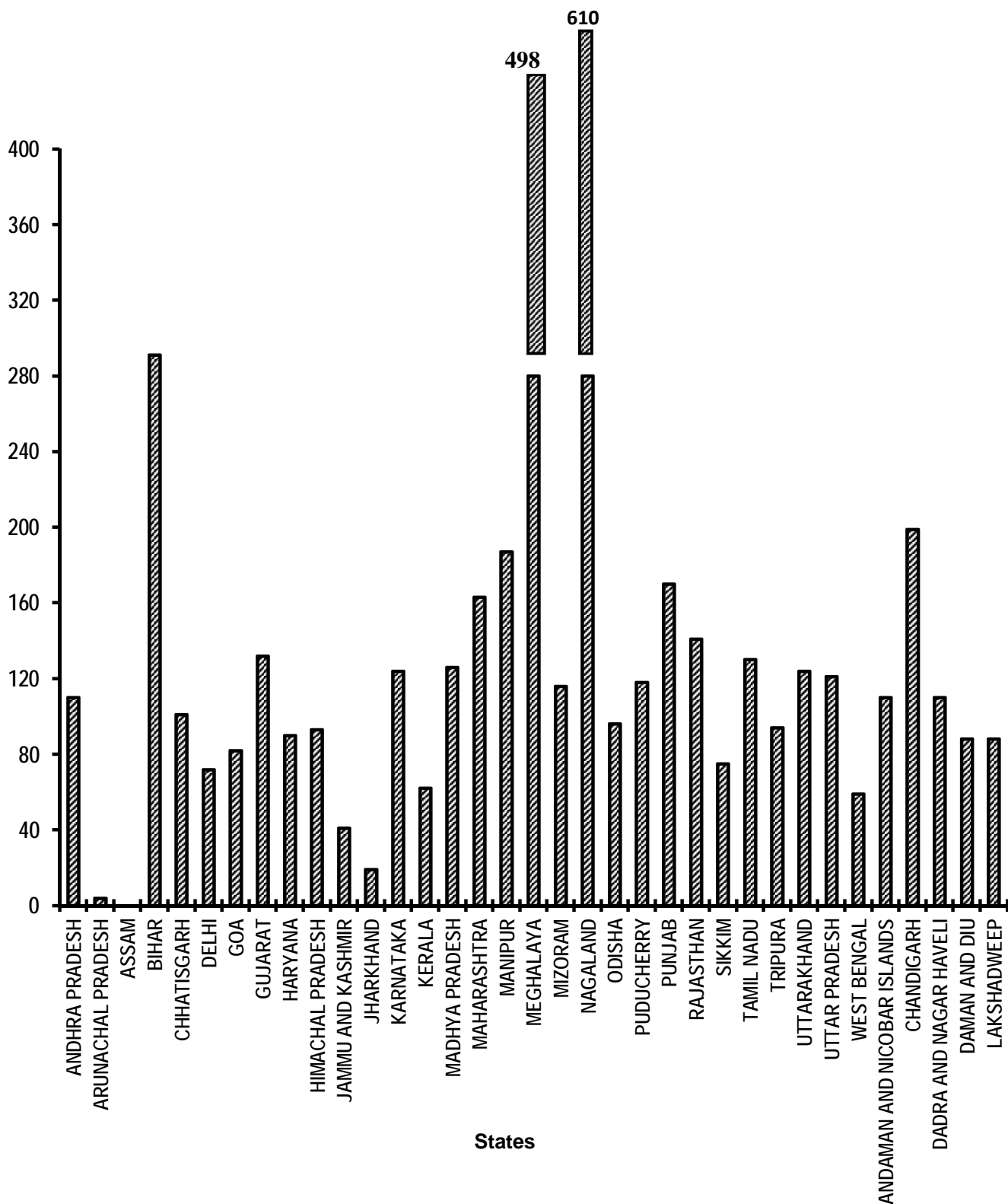


Table - 16(B)

Afforestation (Public and Forest Lands)
Seedlings planted
(Unit: Number)

Sl. No.	State/UT Name	Target		Achievement		Percent Achievement
		2013-2014	April 2013- January 2014	April 2013- January 2014	Achievement till last month	April 2013- January 2014
(1)	(2)	(3)	(4)	(5)	(6)	(5)/(4)
1	ANDHRA PRADESH	25,20,44,000	21,00,36,668	29,91,95,000	29,32,71,000	142
2	ARUNACHAL PRADESH	37,44,000	31,20,000	1,17,593	38,256	4
3	ASSAM	7,67,000	6,39,166	0	0	0
4	BIHAR	1,42,09,000	1,18,40,832	1,43,360 #	1,43,360	1
5	CHHATISGARH	4,17,43,000	3,47,85,832	4,81,30,000 #	4,81,30,000	138
6	DELHI	7,93,000	6,60,832	4,77,934	4,69,619	72
7	GOA	1,46,000	1,21,666	2,60,000	2,60,000	214
8	GUJARAT	8,09,38,000	6,74,48,332	9,51,14,000	6,52,52,498	141
9	HARYANA	4,21,79,000	3,51,49,166	3,89,79,000	3,70,00,000	111
10	HIMACHAL PRADESH	1,65,49,000	1,37,90,832	1,28,89,000	1,17,94,000	93
11	JAMMU AND KASHMIR	58,83,000	49,02,500	20,14,000	14,94,000	41
12	JHARKHAND	1,44,30,000	1,20,25,000	54,71,635 #	54,71,635	46
13	KARNATAKA	5,18,44,000	4,32,03,332	7,70,05,000	7,69,68,000	178
14	KERALA	48,95,000	40,79,166	28,61,054	28,61,054	70
15	MADHYA PRADESH	8,34,41,000	6,95,34,166	8,78,79,000 #	8,78,79,000	126
16	MAHARASHTRA	10,25,57,000	8,54,64,166	17,70,58,000	17,45,74,000	207
17	MANIPUR	74,75,000	62,29,166	1,16,54,987	1,16,54,987	187
18	MEGHALAYA	25,61,000	21,34,166	1,04,000	90,000	5
19	MIZORAM	35,23,000	29,35,832	32,83,724 #	32,83,724	112
20	NAGALAND	12,68,000	10,56,666	63,50,300	58,15,000	601
21	ODISHA	6,50,00,000	5,41,66,666	7,71,67,000	7,71,67,000	142
22	PUDUCHERRY	26,000	21,666	42,730	41,090	197
23	PUNJAB	63,05,000	52,54,166	1,09,73,000	1,09,02,000	209
24	RAJASTHAN	3,70,00,000	3,08,33,332	4,64,89,100	4,64,26,400	151
25	SIKKIM	40,04,000	33,36,666	25,71,680	5,95,680	77
26	TAMIL NADU	3,82,01,000	3,18,34,166	4,14,81,143	3,81,44,077	130
27	TRIPURA	1,32,93,000	1,10,77,500	1,03,87,600	1,02,70,600	94
28	UTTARAKHAND	1,29,48,000	1,07,90,000	2,07,28,000	2,06,82,000	192
29	UTTAR PRADESH	4,95,50,000	4,12,91,666	5,94,31,857	5,90,41,986	144
30	WEST BENGAL	51,61,000	43,00,832	50,35,350	50,35,350	117
31	ANDAMAN AND NICOBAR ISLANDS	7,93,000	6,60,832	6,99,828 #	6,99,828	106
32	CHANDIGARH	65,000	54,166	66,027	66,027	122
33	DADRA AND NAGAR HAVELI	1,43,000	1,19,166	3,33,000	3,33,000	279
34	DAMAN AND DIU	7,000	5,832	37,821	36,616	649
35	LAKSHADWEEP	13,000	10,833	11,312	11,312	104
Grand Total		96,34,98,000	80,29,14,975	1,14,44,43,035	1,09,59,03,099	143

Very Good:(90% or above of targets)

ANDHRA PRADESH, CHHATISGARH, GOA, GUJARAT, HARYANA, HIMACHAL PRADESH, KARNATAKA, MADHYA PRADESH, MAHARASHTRA, MANIPUR, MIZORAM, NAGALAND, ODISHA, PUDUCHERRY, PUNJAB, RAJASTHAN, TAMIL NADU, TRIPURA, UTTARAKHAND, UTTAR PRADESH, WEST BENGAL, ANDAMAN AND NICOBAR ISLANDS, CHANDIGARH, DADRA AND NAGAR HAVELI, DAMAN AND DIU, LAKSHADWEEP

Poor:(Below 80% of targets)

ARUNACHAL PRADESH, ASSAM, BIHAR, DELHI, JAMMU AND KASHMIR, JHARKHAND, KERALA, MEGHALAYA, SIKKIM

Note: # Previous month figures have been repeated

Afforestation (Public and Forest Lands)

Seedlings planted

% Achievement of Target
During April 2013 - January 2014

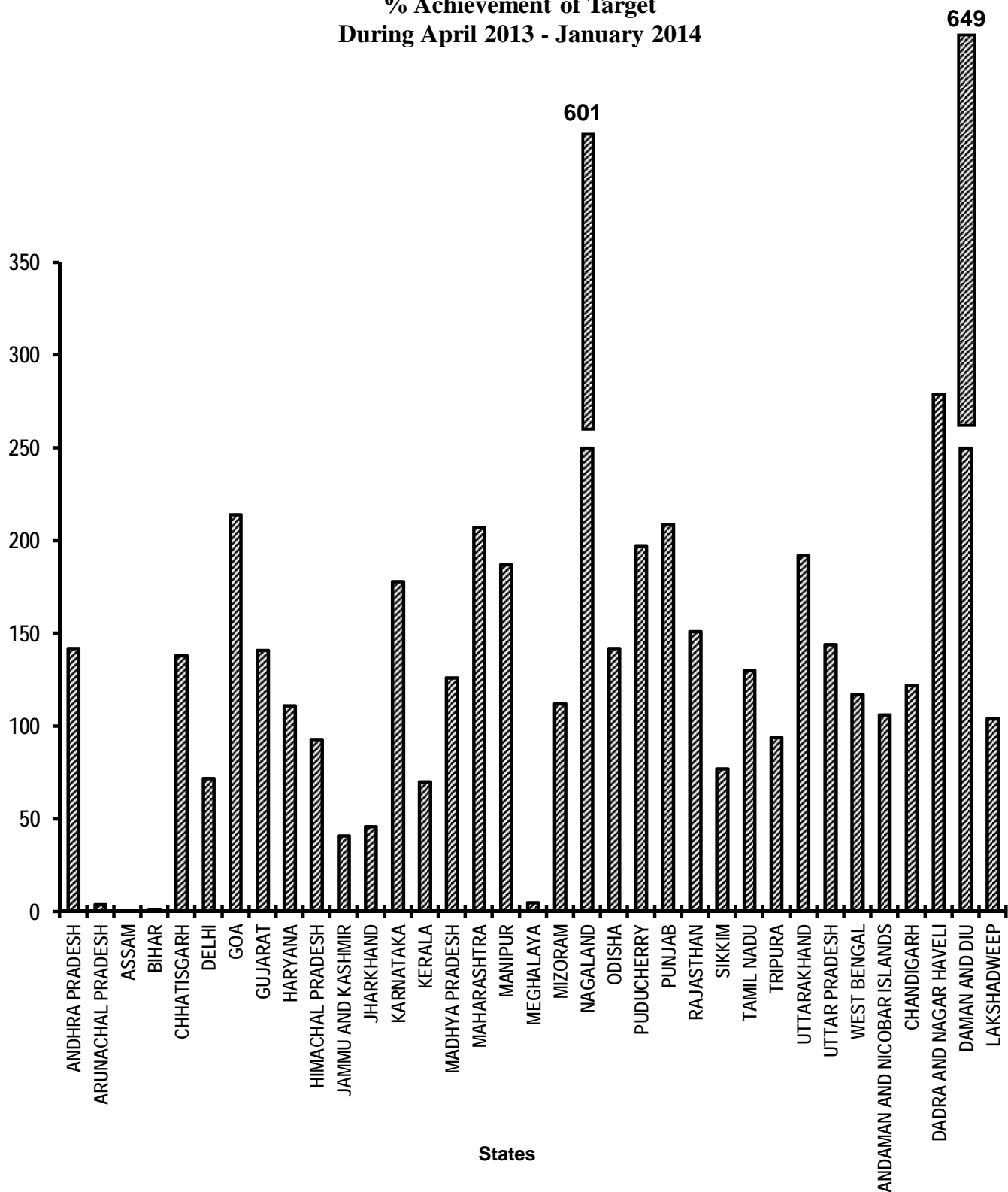


Table - 17

Rural roads - PMGSY
Length of road constructed
(Unit: Kilometer)

Sl. No.	State/UT Name	Target		Achievement		Percent Achievement
		2013-2014	April 2013-January 2014	April 2013-January 2014	Achievement till last month	April 2013-January 2014
(1)	(2)	(3)	(4)	(5)	(6)	(5)/(4)
1	ANDHRA PRADESH	475	317	79	60	25
2	ARUNACHAL PRADESH	340	226	397	314	176
3	ASSAM	650	434	705 #	705	162
4	BIHAR	3,840	3,200	2,861	2,860	89
5	CHHATISGARH	1,900	1,267	756 *	700	60
6	GUJARAT	200	134	518	443	387
7	HARYANA	30	20	4	4	20
8	HIMACHAL PRADESH	550	366	535	485	146
9	JAMMU AND KASHMIR	1,285	856	798 *	762	93
10	JHARKHAND	1,880	1,254	787 *	710	63
11	KARNATAKA	90	60	199	146	332
12	KERALA	240	160	120	113	75
13	MADHYA PRADESH	3,350	2,233	1295 *	901	58
14	MAHARASHTRA	440	293	294	233	100
15	MANIPUR	160	106	361	311	341
16	MEGHALAYA	40	26	33 \$	77	127
17	MIZORAM	50	33	70 #	70	212
18	NAGALAND	190	126	238 *	227	189
19	ODISHA	3,460	2,306	1,866	1,534	81
20	PUNJAB	340	227	715	714	315
21	RAJASTHAN	1,580	1,054	1,675	1,348	159
22	SIKKIM	175	117	76	70	65
23	TAMIL NADU	685	457	517	461	113
24	TRIPURA	170	114	164	85	144
25	UTTARAKHAND	500	334	206	172	62
26	UTTAR PRADESH	2,320	1,547	831	793	54
27	WEST BENGAL	2,010	1,340	1,281	1,064	96
Grand Total		26,950	18,607	17,381	15,362	93

Very Good:(90% or above of targets)

ARUNACHAL PRADESH, ASSAM, GUJARAT, HIMACHAL PRADESH, JAMMU AND KASHMIR, KARNATAKA, MAHARASHTRA, MANIPUR, MEGHALAYA, MIZORAM, NAGALAND, PUNJAB, RAJASTHAN, TAMIL NADU, TRIPURA, WEST BENGAL

Good:(Between 80% to 90% targets)

BIHAR, ODISHA

Poor:(Below 80% of targets)

ANDHRA PRADESH, CHHATISGARH, HARYANA, JHARKHAND, KERALA, MADHYA PRADESH, SIKKIM, UTTARAKHAND, UTTAR PRADESH

Note: * The figures have been reconciled with that of Ministry of Rural Development

\$ State has downward revised the figure.

Previous month figure repeated

Rural Roads - PMGSY

Length of Road Constructed

% Achievement of Target

During April 2013 - January 2014

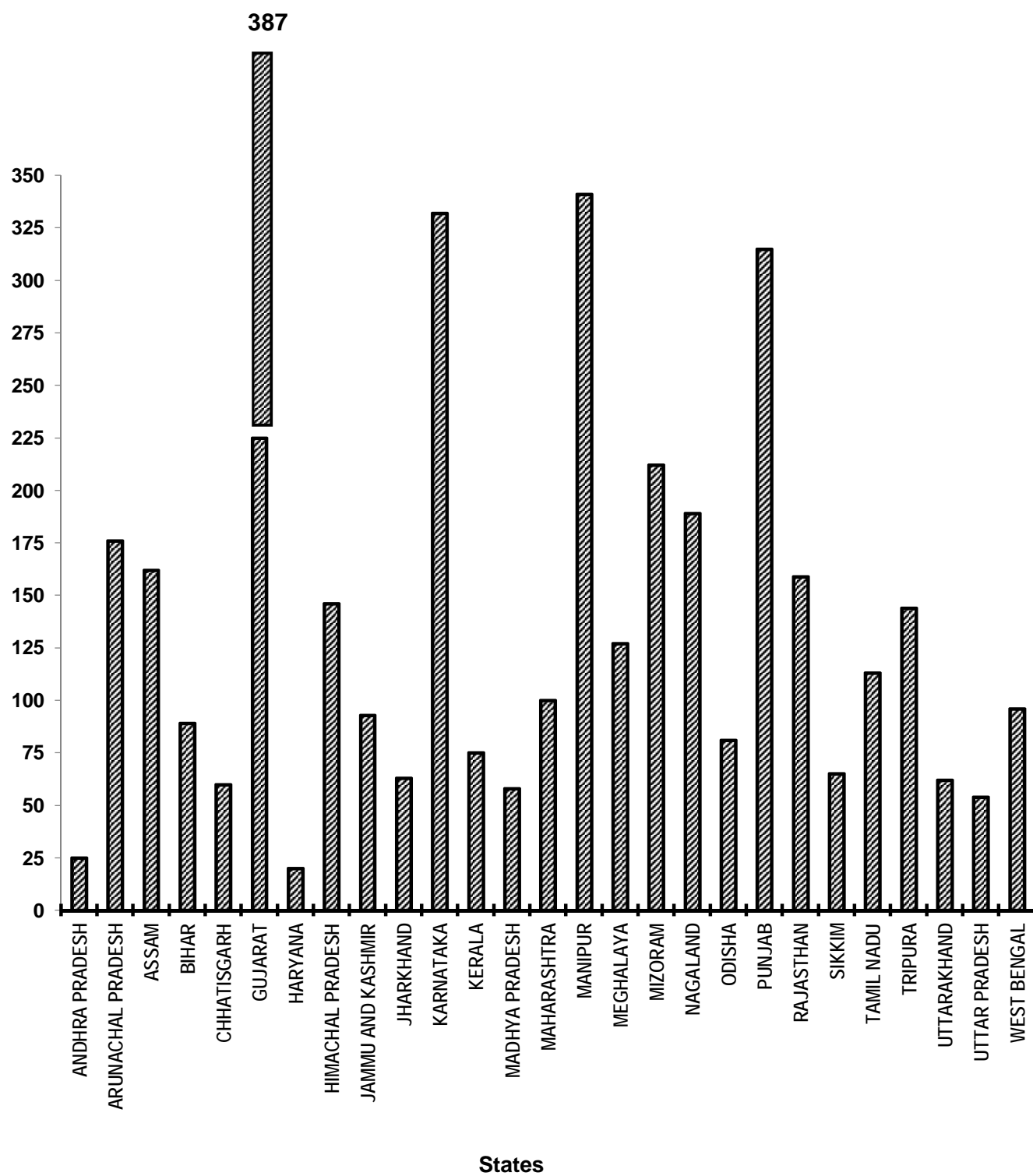


Table - 18

Rajiv Gandhi Grameen Vidyutikaran Yojana
Villages electrified
(Unit: Number)

		Target		Achievement		Percent Achievement
Sl. No.	State/UT Name	2013-2014	April 2013-January 2014	April 2013-January 2014	Achievement till last month	April 2013-January 2014
(1)	(2)	(3)	(4)	(5)	(6)	(5)/(4)
1	ARUNACHAL PRADESH	406	321	255 *	235	79
2	ASSAM	219	175	108	93	62
3	BIHAR	826	663	1,145	1,110	173
4	CHHATISGARH	525	406	80 *	74	20
5	HIMACHAL PRADESH	12	12	0	0	0
6	JAMMU AND KASHMIR	61	61	25 *	20	41
7	JHARKHAND	362	272	67 #	67	25
8	MADHYA PRADESH	45	36	340 #	340	944
9	MANIPUR	264	208	0	0	0
10	MEGHALAYA	212	168	90	77	54
11	MIZORAM	43	33	12 *	8	36
12	NAGALAND	17	14	4	3	29
13	ODISHA	204	150	78 *	67	52
14	RAJASTHAN	50	50	37	33	74
15	TRIPURA	1	1	1	1	100
16	WEST BENGAL	4	4	0 #	0	0
Grand Total		3,251	2,574	2,242	2,128	87

Very Good: (90% or above of targets)

BIHAR, MADHYA PRADESH, TRIPURA

Poor: (Below 80% of targets)

ARUNACHAL PRADESH, ASSAM, CHHATISGARH, HIMACHAL PRADESH, JAMMU AND KASHMIR, JHARKHAND, MANIPUR, MEGHALAYA, MIZORAM, NAGALAND, ODISHA, RAJASTHAN, WEST BENGAL

Note: * The figures have been reconciled with that of Ministry of Power

Previous month figures have been repeated

Rajiv Gandhi Grameen Vidyutikaran Yojana-RGGVY

Villages electrified
% Achievement of Target
During April 2013 - January 2014

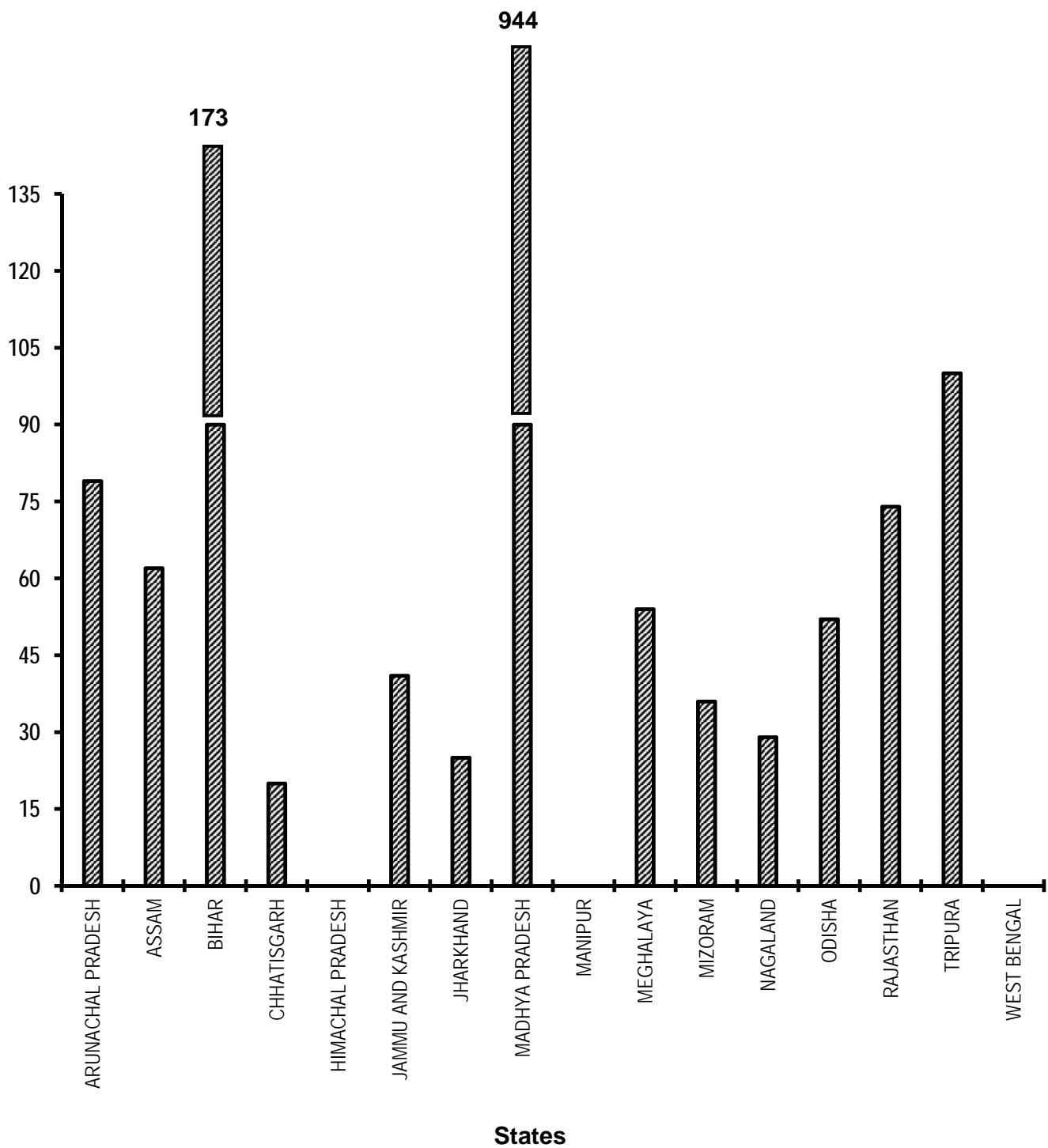


Table - 19

**Energising pump sets
Pumps sets energized
(Unit: Number)**

		Target		Achievement		Percent Achievement
Sl. No.	State/UT Name	2013-2014	April 2013- January 2014	April 2013- January 2014	Achievement till last month	April 2013- January 2014
(1)	(2)	(3)	(4)	(5)	(6)	(5)/(4)
1	ANDHRA PRADESH	50,000	41,666	1,04,462	92,453	251
2	BIHAR	2,764	2,303	4,507	3,801	196
3	CHHATISGARH	20,000	16,666	10131 #	10,131	61
4	GOA	200	160	149	96	93
5	GUJARAT	44,250	36,874	56,764	52,831	154
6	HARYANA	20,025	16,687	19,943	17,462	120
7	HIMACHAL PRADESH	1,215	1,011	1,694	1,539	168
8	JHARKHAND	22,000	18,333	1373 #	1,373	7
9	KARNATAKA	38,602	32,168	80,511	59,080	250
10	KERALA	12,000	10,000	8,238	6,744	82
11	MADHYA PRADESH	17,237	14,363	77814 #	77,814	542
12	ODISHA	1,190	991	2,307	1,875	233
13	PUDUCHERRY	25	20	40	40	200
14	PUNJAB	55,000	35,832	25,610	22,827	71
15	RAJASTHAN	30,000	25,000	70,307	66,033	281
16	TAMIL NADU	15,000	11,666	8,850	7,789	76
17	UTTARAKHAND	350	291	957	715	329
18	UTTAR PRADESH	22,058	18,381	7,907	6,645	43
19	WEST BENGAL	422	350	2,535	1,631	724
20	DADRA AND NAGAR HAVELI	20	15	0	0	0
21	DAMAN AND DIU	25	20	10	10	50
Grand Total		3,52,383	2,82,797	4,84,109	4,30,889	171

Very Good:(90% or above of targets)

ANDHRA PRADESH, BIHAR, GOA, GUJARAT, HARYANA, HIMACHAL PRADESH, KARNATAKA, MADHYA PRADESH, ODISHA, PUDUCHERRY, RAJASTHAN, UTTARAKHAND, WEST BENGAL

Good:(Between 80% to 90% targets)

KERALA

Poor:(Below 80% of targets)

CHHATISGARH, JHARKHAND, PUNJAB, TAMIL NADU, UTTAR PRADESH, DADRA AND NAGAR HAVELI, DAMAN AND DIU

Note: + States/UTs of Goa, Gujarat, Haryana, Himachal Pradesh, Punjab, Rajasthan, Tamil Nadu and Dadra & Nagar Haveli have furnished the targets. For rest of the States/UTs previous year targets have been repeated provisionally

Previous month figures have been repeated

Energising Pump sets

Pumps sets energized

% Achievement of Target
During April 2013 - January 2014

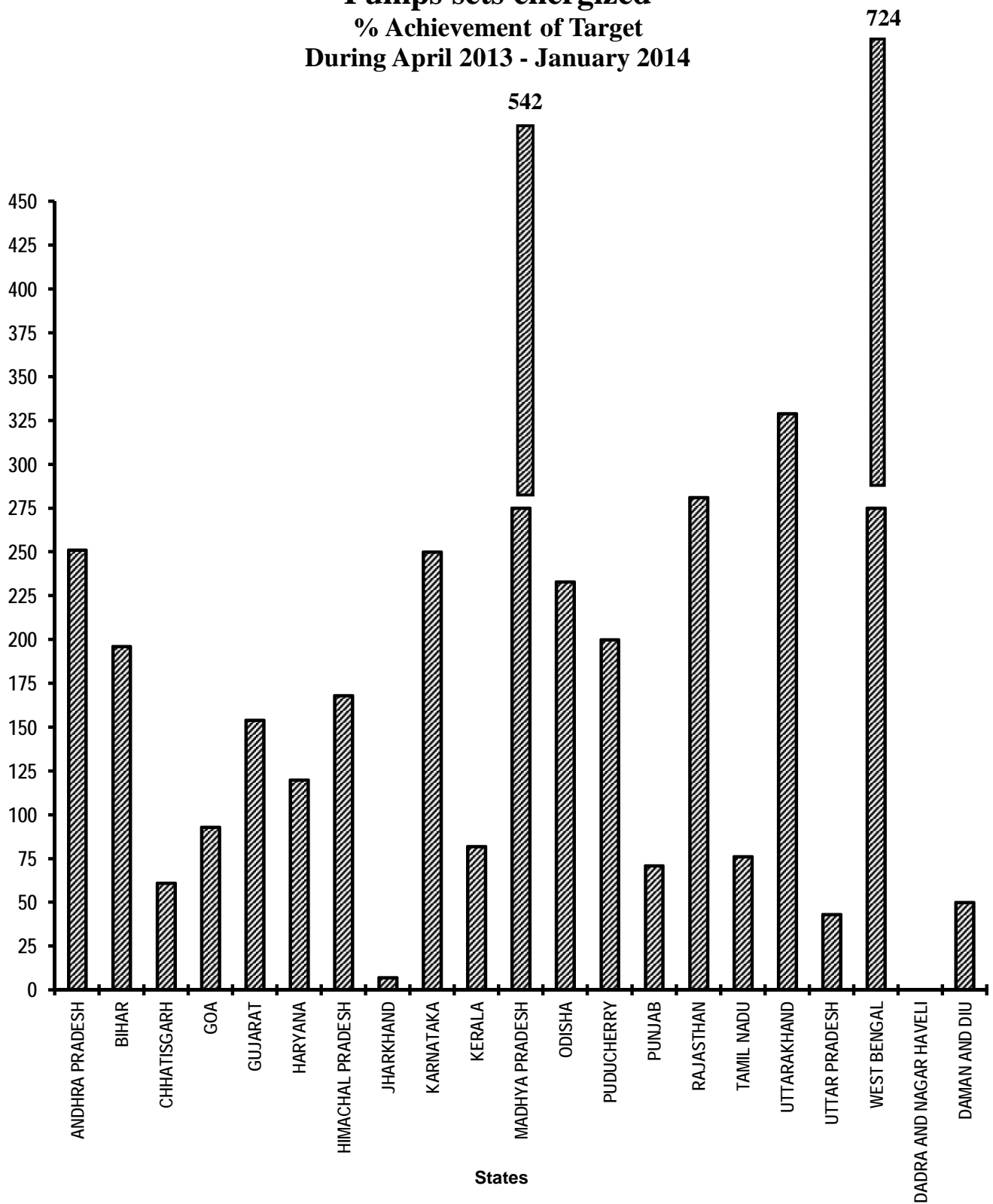


Table - 20

Supply of Electricity

Sl. No.	State/UT Name	Electricity demanded (Million Units) April 2013- January 2014	Electricity supplied (Million Units) April 2013- January 2014	Electricity supplied (Million Units) till last month	Shortage observed (Million Units) April 2013- January 2014	Percentage of Electricity Supplied
(1)	(2)	(3)	(4)	(5)	(6)	(7)
1	ANDHRA PRADESH	78,492	73,189	64,989	5,303	93
2	ARUNACHAL PRADESH	459	429	382	30	93
3	ASSAM	6,395	5,995	5,423	400	94
4	BIHAR	12,811	12,237	10,980	574	96
5	CHHATISGARH	15,625	15,509	13,974	116	99
6	DELHI	23,365	23,301	21,274	64	100
7	GOA	3,136	3,121	2,704	15	100
8	GUJARAT	74,744	74,735	67,461	9	100
9	HARYANA	37,806	37,575	34,403	231	99
10	HIMACHAL PRADESH	7,666	7,472	6,675	194	97
11	JAMMU AND KASHMIR	12,862	9,986	8,833	2,876	78
12	JHARKHAND	5,960	5,834	5,224	126	98
13	KARNATAKA	52,405	47,061	41,532	5,344	90
14	KERALA	17,754	17,257	15,383	497	97
15	MADHYA PRADESH	40,788	40,764	36,504	24	100
16	MAHARASHTRA	1,05,034	1,02,951	91,981	2,083	98
17	MANIPUR	483	457	409	26	95
18	MEGHALAYA	1,496	1,343	1,186	153	90
19	MIZORAM	374	361	322	13	97
20	NAGALAND	484	472	423	12	98
21	ODISHA	20,797	20,463	18,143	334	98
22	PUDUCHERRY	1,970	1,946	1,760	24	99
23	PUNJAB	42,401	41,695	38,763	706	98
24	RAJASTHAN	47,795	47,673	42,008	122	100
25	SIKKIM	339	339	298	0	100
26	TAMIL NADU	77,732	73,006	65,542	4,726	94
27	TRIPURA	1,022	974	882	48	95
28	UTTARAKHAND	10,048	9,635	8,596	413	96
29	UTTAR PRADESH	80,211	68,542	61,670	11,669	85
30	WEST BENGAL	35,963	35,851	32,579	112	100
31	ANDAMAN AND NICOBAR ISLANDS	200	150	135	50	75
32	CHANDIGARH	1,367	1,376	1,260	-9	101
33	DADRA AND NAGAR HAVELI	4,578	4,576	4,126	2	100
34	DAMAN AND DIU	1,888	1,888	1,688	0	100
35	LAKSHADWEEP	40	40	36	0	100
Grand Total		8,24,490	7,88,203	7,07,548	36,287	96

Very Good:(90% or above of targets)

ANDHRA PRADESH, ARUNACHAL PRADESH, ASSAM, BIHAR, CHHATISGARH, DELHI, GOA, GUJARAT, HARYANA, HIMACHAL PRADESH, JHARKHAND, KARNATAKA, KERALA, MADHYA PRADESH, MAHARASHTRA, MANIPUR, MEGHALAYA, MIZORAM, NAGALAND, ODISHA, PUDUCHERRY, PUNJAB, RAJASTHAN, SIKKIM, TAMIL NADU, TRIPURA, UTTARAKHAND, WEST BENGAL, CHANDIGARH, DADRA AND NAGAR HAVELI, DAMAN AND DIU, LAKSHADWEEP

Good:(Between 80% to 90% targets)

UTTAR PRADESH

Poor:(Below 80% of targets)

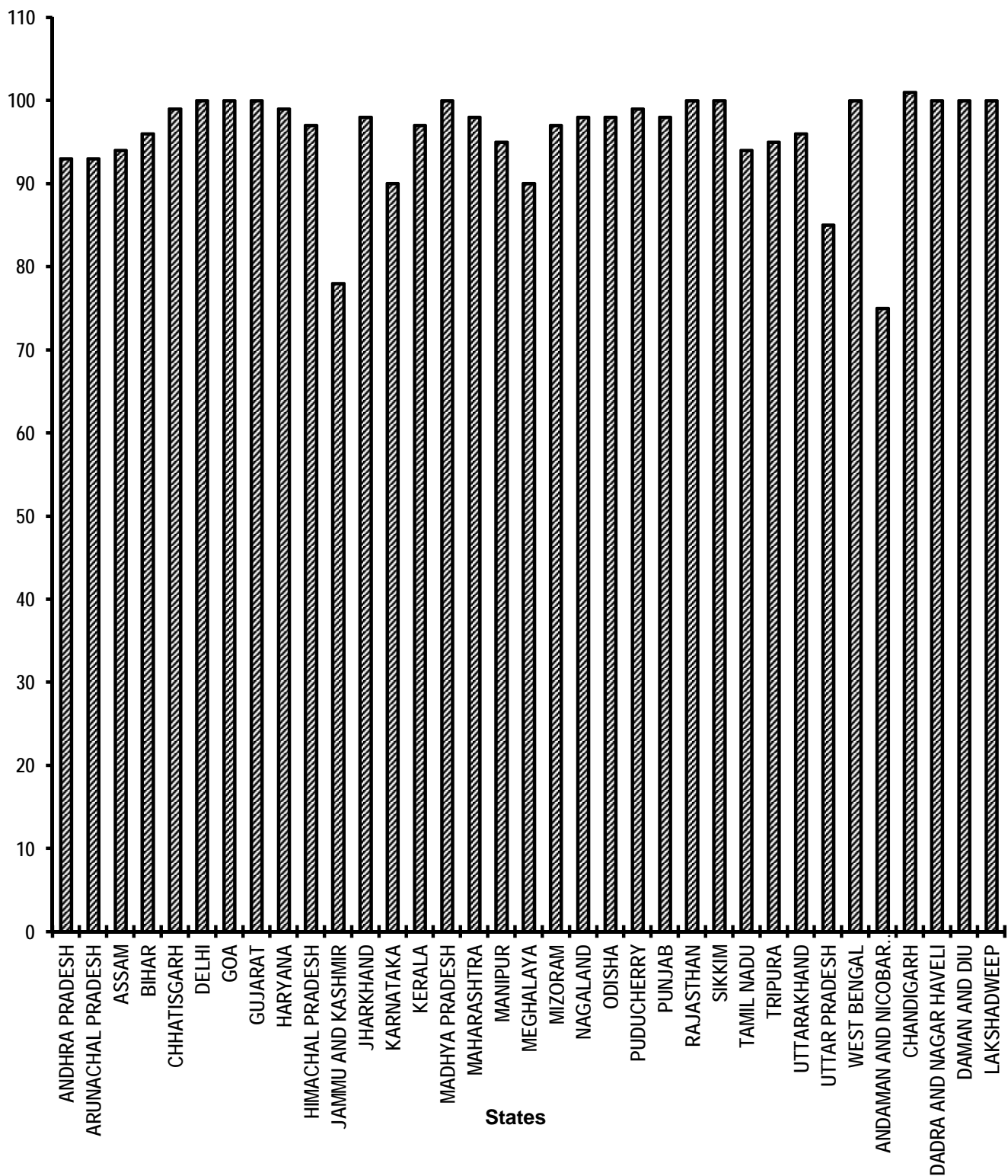
JAMMU AND KASHMIR, ANDAMAN AND NICOBAR ISLANDS

Supply of Electricity

Electricity supplied

% Achievement of Target

During April 2013 - January 2014



Annexure -I**LISTOF ITEMS COVERED UNDER (TPP) - 2006**

Point No.	Item No.	Name of the Points/Items
I.		Garibi Hatao [Poverty Eradication]
		Rural Areas
	1.	Employment generation under the <i>Mahatma Gandhi National Rural Employment Guarantee Act (MGNREGA)</i>
	2.	Swaranjayanti Gram Swarojgar Yojana (SGSY)
	3.	Rural Business Hubs in Partnership with Panchayats
	4.	Self help Groups
		Urban Areas
	5.	Swaranjayanti Shehari Rojgar Yojana
II.		Jan Shakti (Power to People)
	6.	Local Self Government (Panchayati Raj and Urban Local Bodies) <ul style="list-style-type: none"> - Activity Mapping for devolution of functions - Budget Flow of Funds - Assignment of Functionaries
	7.	Quick and Inexpensive Justice – Gram Nyayalayas and Nyaya Panchayats.
	8.	District Planning Committees.
III.		Kisan Mitra [Support to Farmers]
	9.	Water shed development
	10.	Marketing and infrastructural support to farmers
	11.	Irrigation facilities (including minor and micro irrigation) for agriculture
	12.	Credit to farmers
	13.	Distribution of waste land to the landless
IV.		Shramik Kalyan [Labour Welfare]
	14.	Social Security for Agricultural and Unorganised Labour
	15.	Minimum Wages Enforcement (including Farm Labour)
	16.	Prevention of Child Labour
	17.	Welfare of Women Labour
V.		Khadya Suraksha [Food Security]
	18.	Food Security: <ul style="list-style-type: none"> (i) Targeted Public Distribution system, (ii) Antyodaya Anna Yojana, (iii) Establishing Grain banks in chronically food scarcity areas
VI.		Subke Liye Aawas [Housing for All]
	19	Rural Housing - Indira Awaas Yojana
	20.	EWS/LIG Houses in Urban Areas

Contd.....

Point No.	Item No.	Name of the Points/Items
VII.		Shudh Peya Jal [Clean Drinking Water]
	21.	Rural Areas. - National Rural Drinking Water Programme-(<i>NRDWP</i>)
	22.	Urban Areas: - Accelerated Urban Water Supply Programme
VIII.		Jan Jan Ka Swasthya [Health for All]
	23.	Control and prevention of major diseases: (a) HIV/AIDS (b) TB (c) Malaria (d) Leprosy (e) Blindness
	24.	National Rural Health Mission
	25.	Immunisation of Children
	26.	Sanitation Programme in - Rural Areas - Urban areas
	27.	Institutional Delivery
	28.	Prevention of Female Foeticide
	29.	Supplementary nutrition for Mothers and Children
	30.	Two Child norms
IX.		Sabke Liye Shiksha [Education for All]
	31.	Sarv Shiksha Abhiyan - Compulsory Elementary Education
	32.	Mid Day Meal Scheme
X.		Anusuchit Jaati, Jan Jaati, Alp-sankhyak evam Anya Pichhra Varg Kalyan [Welfare of Scheduled Castes, Scheduled Tribes, Minorities and OBCs]
	33.	SC Families Assisted (a) SC families assisted under SCA to SCSP & NSFDC (b) SC students assisted under post matric scholarship
	34.	Rehabilitation of Scavengers
	35.	ST Families Assisted
	36.	Rights of Forest dwellers – Owners of minor forest produce
	37.	Particularly Vulnerable Tribal Groups (PTGs)
	38.	No alienation of Tribal lands
	39.	Implementation of Panchayats (Extension to Scheduled Areas) Act [PESA]
	40.	Welfare of Minorities
	41.	Professional education among all minority communities
	42.	Reservation of OBCs in - Education - Employment
XI.		Mahila Kalyan [Women Welfare]
	43.	Financial Assistance for Women Welfare
	44.	Improved participation of women in (a) Panchayats (b) Municipalities (c) State Legislatures (d) Parliament

Contd.....

Point No.	Item No.	Name of the Points/Items
XII.		Bal Kalyan (Child Welfare)
	45.	Universalisation of ICDS Scheme
	46.	Functional Anganwadis
XIII.		Yuva Vikas [Youth Development]
	47.	Sports for all in Rural and Urban areas
	48.	Rashtriya Sadbhavana Yojana
	49.	National Service Scheme (NSS)
XIV.		Basti Sudhar [Improvement of Slums]
	50.	Number of Urban poor families assisted under seven point charter viz. land tenure, housing at affordable cost, water, sanitation, health, education, and social security.
XV.		Paryavaran Sanrakshan evam Van Vridhi [Environment Protection and Afforestation]
	51.	Afforestation (a) Area Covered under Plantation on - Public and Forest Lands (b) Number of Seedlings planted on -Public and Forest Lands
	52.	Prevention of pollution of Rivers and water bodies
	53.	Solid and liquid waste management in - Rural Areas - Urban Areas
XVI.		Samajik Suraksha [Social Security]
	54.	Rehabilitation of handicapped and orphans.
	55.	Welfare of the aged
XVII.		Grameen Sadak [Rural Roads]
	56.	Rural Roads - PMGSY
XVIII.		Grameen Oorja [Energization of Rural Area]
	57.	Bio-diesel Production
	58.	Rajiv Gandhi Grameen Vidyutikaran Yojana
	59.	Renewable Energy
	60.	Energising Pump sets
	61.	Supply of Electricity
	62.	Supply of Kerosene and LPG
XIX.		Pichhara Kshetra Vikas [Development of Backward Areas]
	63.	Backward Regions Grants Fund (BRGF)
XX.		e- Shasan [IT enabled e-Governance]
	64.	Central and State Governments
	65.	Panchayats and Municipalities

ABBREVIATIONS USED

AAY	Antyodaya Anna Yojana
NRDWP	National Rural Drinking Water Programme
DDRS	Deen Dayal Rehabilitation Scheme
EWS	Economically Weaker Section
IAY	Indira Awaas Yojana
ICDS	Integrated Child Development Scheme
LIG	Low Income Group
MWE	Minimum Wages Enforcement
NC	Not Covered
NREGS	National Rural Employment Guarantee Scheme
PC	Partially Covered
PMGSY	Prime Minister Grameen Sadak Yojana
SC	Scheduled Caste
RGGVY	Rajiv Gandhi Grameen Vidyutikaran Yojana
SGRY	Sampoorna Grameen Rojgar yojana
SGSY	Swaranjayanati Gram Swarojgar Yojana
SHG	Self Help Groups
ST	Scheduled Tribe
TPDS	Targeted Public Distribution system