

TWENTY POINT PROGRAMME-2006
PROGRESS REPORT
FOR
APRIL- SEPTEMBER, 2010



GOVERNMENT OF INDIA
MINISTRY OF STATISTICS AND PROGRAMME IMPLEMENTATION
SARDAR PATEL BHAWAN, SANSAD MARG,
NEW DELHI-110 001

Website: www.mospi.gov.in

CONTENTS

	Page No.
I. Introduction	i
II. List of Twenty Points	ii
III. List of Monthly Monitored Items	iii
IV. List of items identified for appraisal	iv
V. Status of receipt of targets for Monthly Monitored items	v
VI. List of items under TPP-2006 yet to be operationalised	viii

PART-I

Overall Performance Analysis

VII. Progress Report	1
VIII. Highlights of Performance	2
Table - A - All India Performance	6
Table- B - State Wise Performance	7
Table- C - State Wise and Item Wise Performance	12

PART- II

Performance Tables

Table No.	Description of Item	
1	Employment Generation - <i>MGNREG</i> Scheme	22
2 A)	Swaranjayanti Gram Swarojgar Yojana (SGSY)	23
2(B)	SC, ST, Women and Disabled Swarozgaries Assisted under SGSY	25
3(A)	SHGs Formed under SGSY	26
3(B)	SHGs to whom income generating activities provided -SGSY	28
4(A)	Distribution of Waste Land to the Landless	29
4(B)	Waste Land Distributed to SC, ST and others	30
5(A)	Minimum Wages Enforcement (Including Farm Labour)	31
	(i) Inspections made (ii) Irregularities detected	
	(iii) Irregularities rectified	
5(B)	Minimum Wages Enforcement (Including Farm Labour)	32
	(i) Claims Filed (ii) Claims Settled	
5(c)	Minimum Wages Enforcement (Including Farm Labour)	33
	(i) Prosecution cases pending (ii) Prosecution cases filed	
	(iii) Prosecution cases decided	
6(A)	<i>Food Security</i> : Targeted Public Distribution System (TPDS) for AAY, APL & BPL,	34
6(B)	<i>Food Security</i> : TPDS only for Antyodaya Anna Yojana (AAY)	36
6(C)	<i>Food Security</i> : TPDS only for Below Poverty Line (BPL)	38
7	Rural Housing - Indira Awaas Yojana (IAY)	40

Contd...

Table No.	Description of Item	Page No.
8	EWS/LIG Houses in Urban Areas	42
9 (A)	Rural Areas - ARWSP Habitations (NC/PC) covered	44
9 (B)	Slipped back habitations and habitations with water quality problem addressed- <i>ARWSP</i>	46
10	Sanitation Programme in Rural Areas	48
11	Institutional Delivery	49
12	SC Families Assisted	50
13	Universalization of ICDS Scheme	52
14	Functional Anganwadis	54
15	No. of Urban Poor Families Assisted under Seven Point Charter	56
16(A)	<i>Afforestation</i> : Area Covered under Plantation- (Public and Forest Lands)	58
16(B)	<i>Afforestation</i> : Seedlings Planted – (Public and Forest Lands)	60
17	Rural Roads Constructed under (PMGSY)	62
18	Village Electrified under Rajiv Gandhi Grameen Vidyutikaran Yojana (RGGVY)	64
19	Energising Pump sets	66
20	Supply of Electricity	68
Annexures		
○	List of 65 items to be monitored under TPP-2006	Annexure – I 70-72
○	Abbreviations used	Annexure - II 73

Twenty Point Programme – 2006

An Introduction

The Twenty Point Programme (TPP) was launched by the Government of India in the year 1975 and restructured in 1982, 1986 and again in 2006. The restructured programme, known as Twenty Point Programme (TPP) – 2006, became operational with effect from 1st April, 2007. The Programme is meant to give a thrust to schemes relating to poverty alleviation, employment generation in rural areas, housing, education, family welfare & health, protection of environment and many other schemes having a bearing on the quality of life, especially in the rural areas.

2. The programmes and schemes under the TPP-2006 are in harmony with the priorities contained in the Millennium Development Goals (MDGs) of the United Nations and SAARC Social Charter. The original nomenclature, namely the Twenty Point Programme, which has been in existence for more than three decades and carries the stamp of familiarity among the people and administrative agencies, has been retained.

3. Twenty Point Programme (TPP) – 2006 originally consisted of 20 Points (*Appendix-I*) and 66 items being monitored individually by Central Nodal Ministries concerned. Up to 2007-08, out of 66 items, 22 items were monitored on monthly basis. From 1st April, 2008 *Sampoorna Grameen Rojgar Yojana* (SGRY) has been merged with another item namely “*National Rural Employment Guarantee Act*” which has now been renamed as *Mahatma Gandhi National Rural Employment Guarantee Act* from 31st December, 2009 therefore, SGRY has been dropped from the list of 66 items and only 65 items are now monitored under TPP-2006 since 2008-09. The list of 65 items is enclosed at *Annexure-I*.

4. Out of 65 items, 20 items (information in respect of 16 items is being collected from various States/ UTs and for remaining 4 items from the concerned Central Nodal Ministries) are being monitored on monthly basis during the period 2010-11. The remaining items under TPP-2006, are being monitored on annual basis as the information in respect of these items will be made available by the concerned Central Nodal Ministries only on annual basis. These 65 items consist of about 160 identified parameters, however for the purpose of monthly performance, 19 identified parameters have been taken.

5. Some of the schemes/programmes are yet to be operationalised by the Central Nodal Ministries concerned. These items will be monitored only after the schemes concerning them come into existence and their frequency of monitoring will be decided later. The details of such items are available on the page number (viii) of the report.

6. The monitoring mechanism for TPP-2006 has been widened by including block level monitoring in addition to District, State and Central level monitoring. Most of the States/Union Territories have constituted the block, district and state level monitoring committees. At the Centre, the progress of individual items is monitored and reviewed by the Departments/Ministries concerned. The Ministry of Statistics & Programme Implementation (MOSPI) monitors the Programme/ schemes covered under TPP-2006 on the basis of performance report received from State Government and central nodal Ministries and also conducts an annual All India Review meeting on TPP which is attended by State Governments and Central Ministries.

Twenty Point Programme – 2006

Twenty Points

1. Garibi Hatao [Poverty Eradication]
2. Jan Shakti [Power to People]
3. Kisan Mitra [Support to Farmers]
4. Shramik Kalyan [Labour Welfare]
5. Khadya Suraksha [Food Security]
6. Subke Liye Aawas [Housing for All]
7. Shudh Peaya Jal [Clean Drinking Water]
8. Jan Jan Ka Swasthya [Health for All]
9. Sabke Liye Shiksha [Education for All]
10. Anusuchit Jaati, Jan Jaati, Alp-sankhyak evam Anya Pichhra
Varg Kalyan [Welfare of Scheduled Castes, Scheduled Tribes,
Minorities and OBCs]
11. Mahila Kalyan [Women Welfare]
12. Bal Kalyan [Child Welfare]
13. Yuva Vikas [Youth Development]
14. Basti Sudhar [Improvement of Slums]
15. Paryavaran Sanrakshan evam Van Vridhi
[Environment Protection and Afforestation]
16. Samajik Suraksha [Social Security]
17. Grameen Sadak [Rural Roads]
18. Grameen Oorja [Energization of Rural Area]
19. Pichhara Kshetra Vikas [Development of Backward Areas]
20. e- Shasan [IT enabled e-Governance]

Twenty Point Programme – 2006

Monthly Monitored Items

1. Employment Generation under the Mahatma Gandhi National Rural Employment Guarantee Scheme (*MGNREGA*)
2. Swaranjayanti Gram Swarojgar Yojana (SGSY)
3. ***Self help Groups:***
 - (i) Self help Groups formed under SGSY
 - (ii) SHGs to whom income generating activities provided under SGSY
4. Distribution of Waste land to landless
5. Minimum Wages Enforcement (Including Farm Labour)
6. ***Food Security:***
 - (i) Targeted Public Distribution System (TPDS) for AAY, APL& BPL,
 - (ii) TPDS only for Antyodaya Anna Yojana (AAY)
 - (iii) TPDS only for Below Poverty Line (BPL)
7. Rural Housing for Indira Awaas Yojana (IAY)
8. EWS/LIG Houses in Urban Areas
9. ***Rural Areas-*** Accelerated Rural Water Supply Programme (ARWSP)
 - (i) Habitations covered (NC &PC)
 - (ii) Slipped back habitations and habitations with water quality problems addressed
10. Sanitation Programme in Rural Areas
11. Institutional Delivery
12. SC Families Assisted
13. Universalisation of ICDS Scheme
14. Functional Anganwadis
15. Number of Urban poor families assisted under seven point charter viz. land tenure, housing at affordable cost, water, sanitation, health, education, and social security.
16. ***Afforestation:***
 - (a) Area Covered under Plantation on - Public and Forest Lands
 - (b) Number of Seedlings planted on -Public and Forest Lands
17. Rural Roads constructed under Prime Minister Grameen Sadak Yojana (PMGSY)
18. Village Electrified under Rajiv Gandhi Grameen Vidyutikaran Yojana (RGGVY)
19. Energising Pump sets
20. Supply of Electricity

Twenty Point Programme – 2006

Items/Parameters identified for appraisal

For the purpose of monthly appraisal, the performance of States under TPP-2006 is evaluated on the following 19 Parameters, contained in 15 Items and as per State/UT wise targets fixed by the Central Administrative Ministries.

Items	Parameters	Description of Item
1	1	Total No. of Individual Swarozgaries Assisted under SGSY
2	2	SHGs to whom income generating activities provided under SGSY
3	-	Food Security:
	3	(i) Targeted Public Distribution System (TPDS) for AAY, APL & BPL,
	4	(ii) TPDS only for Antyodaya Anna Yojana (AAY)
	5	(iii) TPDS only for Below Poverty Line (BPL)
4	6	Rural Housing under Indira Awaas Yojana (IAY)
5	7	EWS/LIG Houses in Urban Areas
6	-	Rural Areas:
	8	(i) Accelerated Rural Water Supply Programme-Habitation covered (NC & PC)
	9	(ii) Slipped back habitations and habitation with water quality problems addressed -ARWSP
7	10	SC Family Assisted
8	11	Universalisation of ICDS Scheme
9	12	Functional Anganwadis
10.	13	Number of Urban poor families assisted under seven point charter viz. land tenure, housing at affordable cost, water, sanitation, health, education, and social security.
11	-	Afforestation:
	14	(i) Area Covered under Plantation on- Public and Forest Lands
	15	(ii) Number of Seedlings planted on- Public and Forest Lands
12	16	Rural Roads constructed under Prime Minister Grameen Sadak Yojana (PMGSY)
13	17	Village electrified under Rajiv Gandhi Grameen Vidyutikaran Yojana (RGGVY)
14	18	Energising Pump sets
15	19	Supply of Electricity

STATUS OF RECEIPT OF TARGETS FOR MONTHLY MONITORED ITEMS UNDER TPP - 2006

Item No.	Name of the item	Parameter	Parameters/ indicators	Whether State-wise targets fixed by the concerned Administrative Ministries	Whether targets have been received	Nodal Ministry
1	Employment Generation under the <i>Mahatma Gandhi National Rural Employment Guarantee Scheme</i>	-	(i) No. of job card issued (ii) Employment generated (iii) Wages given	Targets not fixed */ not supplied by Administrative Ministry	-	Ministry of Rural Development
2	Swaranjayanti Gram Swarojgar Yojana (SGSY)	1	<i>Individual Swarozgaries Assisted</i> (i) Total (ii) SC (iii) ST (iv) Women (v) Disabled person	Targets received from Administrative Ministry	Yes	-do-
3	Self help Groups	-	SHGs under SGSY - SHGs formed	Targets not fixed */ not supplied by Administrative Ministry	-	-do-
		2	- SHGs to whom income generating activities provided	Targets received from Administrative Ministry	Yes	-do-
4	Distribution of waste land to the landless	-	<i>Waste Land Distributed</i> (i) Total (ii) SC (iii) ST (iv) Others	Targets not fixed */ not supplied by Administrative Ministry	-	-do-
5	Minimum Wages Enforcement (including Farm Labour)	-	(a) <i>Agriculture and Farm workers</i> (i) Inspections made (ii) Irregularities detected (iii) Irregularities rectified (iv) Claims filed (v) claims settled (vi) Prosecution cases pending (vii) Prosecution cases filed (viii) Prosecution cases decided (b) <i>others</i>	Targets not fixed */ not supplied by Administrative Ministry	-	Ministry of Labour & Employment

Item No.	Name of the item	Parameter	Parameters/ indicators	Whether State-wise targets fixed by the concerned Administrative Ministries	Whether targets have been received	Nodal Ministry
6	Food Security: (i) Targeted Public Distribution System (AAY+APL+BPL) (ii) Antyodaya Anna Yojana (AAY) (iii) Below Poverty Line (BPL)	3	Allocation of Food Grains to States/UTs	Targets received from Administrative Ministry	Yes	Ministry of Consumer Affairs, Food & Public Distribution
		4	Allocation of Food Grains to States/UTs	-do-	Yes	-do-
		5	Allocation of Food Grains to States/UTs	-do-	Yes	-do-
7	Rural Housing - Indira Awaas Yojana (IAY)	6	Houses Constructed	Targets received from Administrative Ministry	Yes	Ministry of Rural Development
8	EWS/LIG Houses in Urban Areas	7	Houses Constructed	Targets may be fixed but not received from Administrative Ministry & hence previous year's target taken **	No	M/o Housing and Urban Poverty Alleviation
9	Rural Areas - Accelerated Rural Water Supply Programme -(ARWSP)	8	(i) Habitations covered (NC/PC)	Targets received from Administrative Ministry	Yes	M/o RD Department of Drinking Water Supply
		9	(ii) Slipped back Habitations and Habitations with water quality problem addressed	Targets received from Administrative Ministry	Yes	-do-
10.	Sanitation Programme in Rural Areas	-	Individual Household latrines constructed	Targets not fixed */ not supplied by Administrative Ministry	-	M/o RD Department of Drinking Water Supply
11.	Institutional Delivery	-	Delivery in Institutions	Targets not fixed */ not supplied by Administrative Ministry	-	Ministry of Health & Family Welfare
12.	SC Families Assisted	10	SC Families Assisted	Targets may be fixed but not received from Administrative Ministry & hence target of 2007-08 taken **	No	M/o Social Justice and Empowerment
13.	Universalisation of ICDS Scheme	11	ICDS Blocks Operational (Cumulative)	Targets received from Administrative Ministry	Yes	Ministry of Women and Child Development

** Reminders sent to Administrative Ministry to send this year's target.

Item No.	Name of the item	Parameter	Parameters/ indicators	Whether State-wise targets fixed by the concerned Administrative Ministries	Whether targets have been received	Nodal Ministry
14.	Functional Anganwadis	12	Anganwadis Functional (cumulative)	Targets received from Administrative Ministry	Yes	Ministry of Women and Child Development
15.	Number of Urban poor families assisted under seven point charter viz. land tenure, housing at affordable cost, water, sanitation, health, education, and social security.	13	Poor Families Assisted	Targets may be fixed but not received from Administrative Ministry, & hence last year's target has been taken in the review**	No	M/o Housing and Urban Poverty Alleviation
16	Afforestation: (a) Area Covered under Plantation on - Public and Forest Lands (b) Number of Seedlings planted on -Public and Forest Lands	14	(a) Area Covered under Plantation on - Public and Forest Lands	Targets received from Administrative Ministry	Yes	Ministry of Environment and Forest
		15	(b)Number of Seedlings of	Targets received from Administrative Ministry	Yes	do
17.	Rural Roads – PMGSY	16	Length of Road Constructed	Targets received from Administrative Ministry	Yes	Ministry of Rural Development
18.	Rajiv Gandhi Grameen Vidyutikaran Yojana (RGGVY)	17	Villages electrified	Targets received from Administrative Ministry	Yes	Ministry of Power
19.	Energising Pump sets	18	Pumpsets Energised	Targets received from Administrative Ministry	Yes	-do-
20	Supply of Electricity	19	Electricity demanded	Targets received from Administrative Ministry	Yes	-do-

* These items where Administrative Ministries have not fixed state-wise targets are not monitored/ reviewed on monthly basis (only 19 parametres being monitored on monthly basis) since these are monitored without fixing of targets with reference to actual achievements as these are demand driven based.

** Reminders have been sent to Administrative Ministry.

List of items where the concerned schemes are yet to be operationalised

(i) ***Quick and inexpensive justice–Gram Nyayalayas and Nyaya Panchayats¹***: The Schemes of Gram Nyayalaya has been transferred to Ministry of Law and Justice for operationalisation. However the matter of Nyaya Panchayat is still under consideration/finalization in the Ministry of Panchayati Raj.

(ii) ***Sports for all in Rural and Urban Areas²*** : The scheme titled “Nagar Palika Yuva Krida Aur Khel Abhiyan” for the development of sports infrastructure in urban areas is yet to be approved.

1. when operationalise will be monitored under Point No. 2 *Jan Shakti (Power to People)* (Item 7)
2. when operationalise will be monitored under Point No 13 *Yuva Vikas (Youth Development)* (Item 47)

PART - I

TWENTY POINT PROGRAMME - 2006

OVERALL PERFORMANCE ANALYSIS

Twenty Point Programme-2006

Progress Report *-(April-September, 2010)

This monthly progress report of Twenty Point Programme-2006 consists of two parts: **Part-I** contains an analysis of the overall performance, whereas **Part-II** deals with item-wise performance.

2. The report is compiled on the basis of data received from the Central Nodal Ministries and State Governments/UT Administrations. The data is received either through web enabled software developed by National Informatics Centre (NIC) Cell in this Ministry or through Fax/e-mail/post. The processing of data has been done in association with NIC Cell.

3. The analysis for the period of **April-September, 2010** shows that the performance under **fourteen items** has been **‘Very Good’** (90% or above the targets). These items are:

- (i) Road Constructed under Prime Minister Grameen Sadak Yojana (PMGSY)
- (ii) Urban Poor Families Assisted under Seven Point Charter
- (iii) Seedlings Planted (Public and Forest Lands)
- (iv) Area Covered under Plantation (Public and Forest Lands)
- (v) Individual Swarozgaries Assisted under SGSY
- (vi) Houses Constructed under Indira Awaas Yojana (IAY)
- (vii) Pumpsets Energised
- (viii) *Food Security*: Targeted Public Distribution System only for BPL
- (ix) ICDS Blocks Operational (Cum.)
- (x) SHGs Provided Income Generating Activities under SGSY
- (xi) *Food Security*: Targeted Public Distribution System only for AAY
- (xii) *Food Security*: Targeted Public Distribution System for APL, BPL & AAY
- (xiii) SC Families Assisted and
- (xiv) Supply of Electricity

4. The performance of **two items** has been **‘Good’** (80% to 90% of target). The items are:

- (i) Anganwadis Functional (Cum.) and
- (ii) Houses constructed under EWS/LIG

5. The performance of **three items** has been **‘Poor’** (below 80% of target). These items are:

- (i) Village Electrified- Rajiv Gandhi Grameen Vidyutikaran Yojana (RGGVY)
- (ii) Slipped back habitations and habitations with water quality problems addressed-ARWSP and
- (iii) Habitations covered (NC and PC)- ARWSP

6. The item “*Sapoorna Gramin Rojgar Yojana (SGRY)*” has been merged with “*National Rural Employment Guarantee Scheme- NREGS*” with effect from 1st April, 2008 which has now been renamed as *Mahatma Gandhi National Rural Employment Guarantee Scheme (MGNREGS)* with effect from. 31st December, 2009. Some of items under TPP-2006 namely “*Mahatma Gandhi National Rural Employment Guarantee Scheme (MGNREGS)*, *Self help Groups formed under SGSY*, *Sanitation Programme in Rural Area* and *Institutional Delivery*” are demand driven and no targets are assigned by concerned nodal Ministries where as for items like “*Distribution of Wasteland to the landless*” & *Minimum Wages Enforcement (including Farm Labour)*, concerned administrative Ministries are not in position to provide state/UT-wise targets as such all these items are being monitored on monthly basis without any targets but not been considered for the purpose of appraisal. In order to monitor the performance of TPDS under *Food Security* in a more purpose full manner individual monitoring of one more parameters namely BPL have been added besides existing parameters namely TPDS and AAY for monitoring on monthly basis. The items where monthly/quarterly/ annual targets have been provided by the Ministries concerned, monthly targets have been worked out on prorata basis.

* Based on monthly monitoring 19 Parameters.

HIGHLIGHTS OF PERFORMANCE

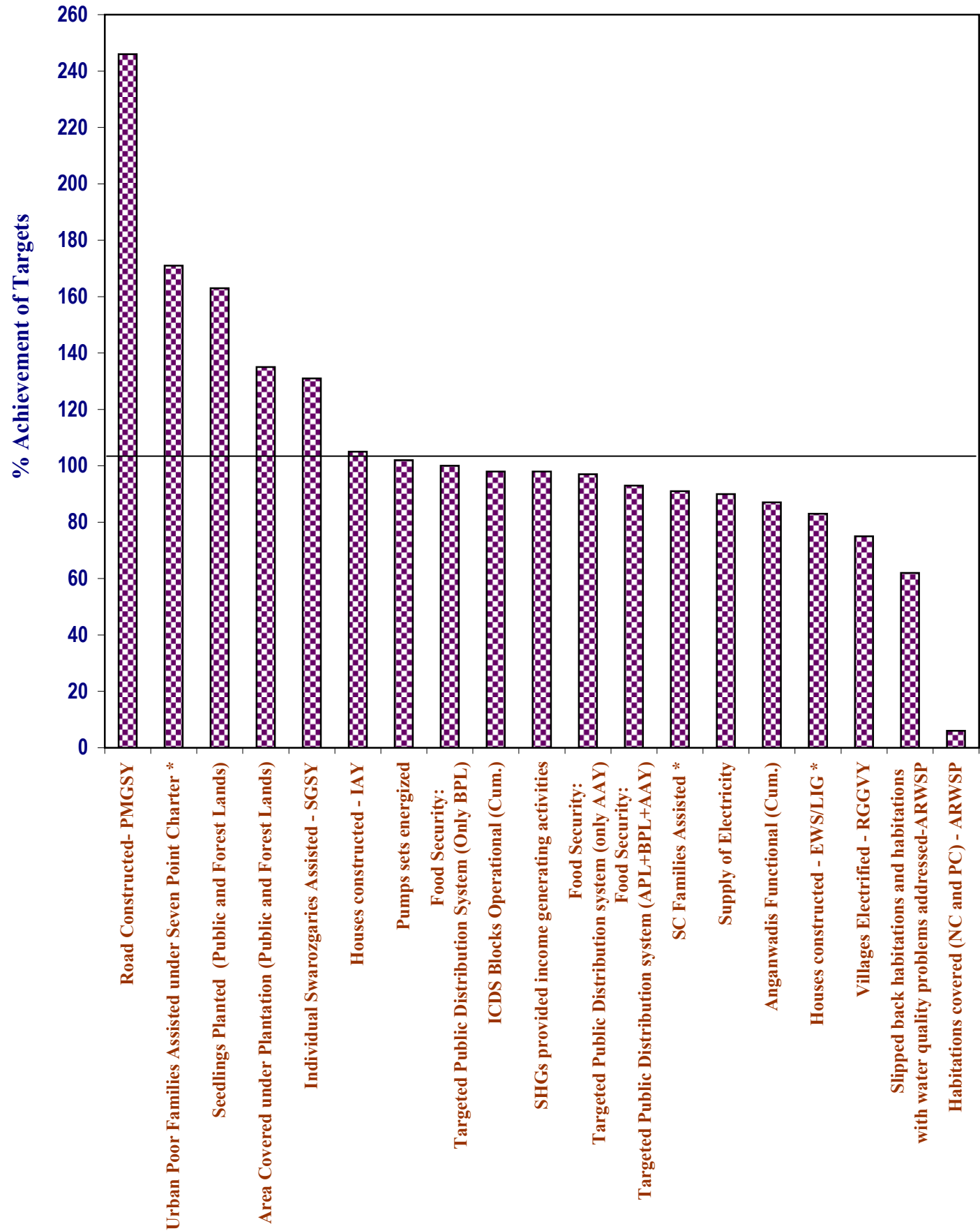
Sl. No.	Item	Achievement for April-September, 2010
1- Employment Generated under MGNREGS.		
	(i) No. of Job cards issued	62.13 lakh *
	(ii) Employment generated	139.63 crore mandays
	(iii) Wages given	Rs. 13693.18 crore
2- Swaranjayanti Gram Swarozgar Yojana (SGSY)		
	No. of Individual Swarozgaries Assisted	1,47,578
3- Self help Groups		
	(i) No. of SHGs formed	1,40,320
	(ii) No. of SHGs to whom income generating activities provided under SGSY	63,460
4- Distribution of waste land to the landless		
	Land Distributed	38,985 hectare
5- Minimum Wages Enforcement (Including Farm Labour)		
	(i) No. of Inspections made	77,470
	(ii) No. of Irregularities detected	9,183
	(iii) No. of Irregularities rectified	9,328
	(iv) No. of Claims filed	3,469
	(v) No. of Claims settled	1,387
	(vi) No. of Prosecution cases Pending	6,284
	(vii) No. of Prosecution cases filed	183
	(viii) No. of Prosecution cases decided	25
6- Food Security: (i) TPDS (ii) AAY(iii) BPL		
	(i) Food Security: Targeted Public Distribution System (TPDS)	218.79 lakh tonnes
	(ii) Food Security: Antyodaya Anna Yojana (AAY)	49.71 lakh tonnes
	(iii) Food Security: Below Poverty Line (BPL)	87.28 lakh tonnes
7- Rural Housing-Indira Awaas Yojana		
	No. of Houses constructed	8,86,969
8- EWS/LIG Houses in Urban Areas		
	No. of Houses constructed	66,416

Contd.....

Sl. No.	Item	Achievement for April-September, 2010
9-	Rural Areas. - Accelerated Rural Water Supply Programme	
	(i) Habitations covered (NC and PC)	7
	(ii) Slipped back habitations and habitations with water quality problems addressed-ARWSP	22,744
10-	Sanitation Programme in Rural Areas	
	No. of Individual household latrines constructed	45.76 lakh
11-	Institutional Delivery	
	No. of Deliveries in Institutions	73.76 lakh
12-	SC Families Assisted	
	No. of SC Families Assisted	21.63 lakh
13-	Universalisation of ICDS Schemes	
	No. of ICDS Blocks Operational (Cum.)	6,657
14-	Functional Anganwadis	
	No. of Anganwadis Functional (Cum.)	11.86 lakh
15-	Number of Urban poor families assisted under seven point charter viz. land tenure, housing at affordable cost, water, sanitation, health, education, and social security.	
	No. of Poor Families Assisted	2,00,242
16-	Afforestation:	
	(i) Area Covered under Plantation (Public and Forest Lands)	11,65,520 hectares
	(ii) No. of Seedlings Planted (Public and Forest Lands)	88.43 crore
17-	Rural Road- Prime Minister Grameen Sadak Yojana (PMGSY)	
	Length of Road Constructed	21,193 Kms
18-	Rajiv Gandhi Grameen Vidyutikaran Yojana (RGGVY)	
	No. of Villages Electrified	6,557
19-	Energized Pumps sets	
	No. of Pumps sets energized	167,843
20-	Supply of Electricity	
	Electricity supplied	3,80,956 million units (MU)

Note:- * Some of States are reporting performance since inception but now it has been reconciled with the performance figures supplied by M/o Rural Development to set performance targets during April- September, 2010.

PERFORMANCE DURING
APRIL-SEPTEMBER, 2010



ACHIEVEMENT HIGHLIGHTS

PERFORMANCE DURING APRIL- SEPTEMBER, 2010

The cumulative performance during April to September, 2010 has been "Very Good" for 14 items, "Good" for 2 items, and "Poor" for 3 items.

A. "Very Good" Performance (90% or above of targets)

<u>No.</u>	<u>Items</u>	<u>% Achievement</u>
1	Road Constructed- PMGSY	246
2	Urban Poor Families Assisted under Seven Point Charter	171
3	Seedlings Planted (Public and Forest Lands)	163
4	Area Covered under Plantation (Public and Forest Lands)	135
5	Individual Swarozgaries Assisted - SGSY	131
6	Houses constructed - IAY	105
7	Pumps sets energized	102
8	Food Security: Targeted Public Distribution System (Only BPL)	100
9	ICDS Blocks Operational (Cum.)	98
10	SHGs provided income generating activities	98
11	Food Security: Targeted Public Distribution System (only AAY)	97
12	Food Security: Targeted Public Distribution System (APL+BPL+AAY)	93
13	SC Families Assisted	91
14	Supply of Electricity	90

B. "Good" Performance (80% to 90%)

15	Anganwadis Functional (Cum.)	87
16	Houses constructed - EWS/LIG	83

C. Areas of concern-where the performance is below 80%

17	Villages Electrified - RGGVY	75
18	Slipped back habitations and habitations with water quality problems addressed-ARWSP	62
19	Habitations covered (NC and PC) - ARWSP	6

Table - A

Targets for 2010-2011 & April to September, 2010 and achievements during the period April to September, 2010
ALL INDIA PERFORMANCE

Sl. No.	Item Description	Units	Targets		Achievements	% Achievements of Targets during April - September, 2010
			2010-2011	April - September, 2010	April - September, 2010	
1	Individual Swarozgaries Assisted - SGSY	Number	3,22,093	1,12,734	1,47,578	131
2	SHGs provided income generating activities	Number	1,85,525	64,947	63,460	98
3	Food Security: Targeted Public Distribution System (TPDS)	Tonnes	-	2,35,03,679	2,18,79,280	93
4	Food Security: Antodaya Anna Yojana (AAY)	Tonnes	-	51,10,469	49,71,437	97
5	Food Security: Targeted Public Distribution System (Only BPL)	Tonnes	-	87,28,495	87,27,982	100
6	Houses constructed - IAY	Number	28,08,697	8,42,622	8,86,969	105
7	Houses constructed - EWS/LIG	Number	1,59,707	79,834	66,416	83
8	Habitations covered (NC and PC) - ARWSP	Number	376	114	7	6
9	Slipped back habitations and habitations with water quality problems addressed - ARWSP	Number	1,21,436	36,431	22,744	62
10	SC Families Assisted	Number	47,74,200	23,87,042	21,62,746	91
11	ICDS Blocks Operational (Cum.)	Number	7,012	6,815	6,657	98
12	Anganwadis Functional (Cum.)	Number	13,66,624	13,56,027	11,86,106	87
13	Urban Poor Families Assisted under Seven Point Charter	Number	2,33,711	1,16,843	2,00,242	171
14	Area Covered under Plantation (Public and Forest Lands)	Hectares	17,31,850	8,65,894	11,65,520	135
15	Seedlings Planted (Public and Forest Lands)	Number	1,08,58,20,000	54,29,10,512	88,43,35,683	163
16	Road Constructed - PMGSY	Kilometer	34,455	8,609	21,193	246
17	Villages Electrified - RGGVY	Number	17,500	8,722	6,557	75
18	Pumps sets energized	Number	3,28,950	1,64,459	1,67,843	102
19	Electricity supplied	Million Units	-	4,21,144	3,80,956	90

Table - B**STATE-WISE PERFORMANCE DURING APRIL TO SEPTEMBER, 2010 (PERCENT ACHIEVEMENT)**

Sl. No.	Description	ALL INDIA	AP	ARP	AS	BI	CHHA.	DELHI	GOA
1	Individual Swarozgaries Assisted - SGSY	131	56	33	29	12	84	NA	7
2	SHGs provided income generating activities	98	224	2	61	72	89	NA	35
3	Food security-Targeted Public Distribution system (APL+BPL+AAY)	93	90	91	93	84	96	102	91
4	Food security-Targeted Public Distribution system (only AAY)	97	100	91	99	96	97	77	102
5	Food Security - Targeted Public Distribution System (Only BPL)	100	99	90	98	88	100	83	112
6	Houses constructed - IAY	105	108	40	113	107	130	NA	53
7	Houses constructed - EWS/LIG	83	43	0	0	NA	332	38	0
8	Habitations covered (NC and PC) - ARWSP	6	NA	NA	NA	NA	NA	NA	NA
9	Slipped back habitations and habitations with water quality problems addressed-ARWSP	62	17	0	57	20	30	NA	NA
10	SC Families Assisted	91	81	NA	70	95	80	18	67
11	ICDS Blocks Operational (Cum.)	98	99	100	100	100	100	73	100
12	Anganwadis Functional (Cum.)	87	81	100	93	87	57	100	100
13	Urban Poor Families Assisted under Seven Point Charter	171	NA	NA	656	NA	0	8	NA
14	Area Covered under Plantation (Public and Forest Lands)	135	78	0	0	57	193	2,023	150
15	Seedlings Planted (Public and Forest Lands)	163	87	2	192	57	221	2,341	124
16	Road Constructed- PMGSY	246	305	293	56	69	182	NA	NA
17	Villages Electrified - RGGVY	75	NA	59	118	83	56	NA	NA
18	Pumps sets energized	102	139	NA	NA	NA	44	NA	77
19	Supply of Electricity	90	95	83	92	87	98	100	98

NA - Not Applicable

Table - B(Contd.)

STATE-WISE PERFORMANCE DURING APRIL TO SEPTEMBER, 2010 (PERCENT ACHIEVEMENT)

Sl. No.	Description	ALL INDIA	GUJ	HRY	HP	J&K	JHAR.	KAR	KER
1	Individual Swarozgaries Assisted - SGSY	131	434	32	125	241	107	241	100
2	SHGs provided income generating activities	98	145	119	102	24	234	49	82
3	Food security-Targeted Public Distribution system (APL+BPL+AAY)	93	87	76	92	103	82	99	96
4	Food security-Targeted Public Distribution system (only AAY)	97	101	95	102	101	101	99	104
5	Food Security - Targeted Public Distribution System (Only BPL)	100	102	97	83	100	96	101	104
6	Houses constructed - IAY	105	86	111	37	144	378	88	145
7	Houses constructed - EWS/LIG	83	329	0	NA	NA	NA	11	34
8	Habitations covered (NC and PC) - ARWSP	6	NA	NA	NA	NA	NA	NA	NA
9	Slipped back habitations and habitations with water quality problems addressed-ARWSP	62	103	58	98	44	2	136	0
10	SC Families Assisted	91	138	56	107	9,839	154	61	147
11	ICDS Blocks Operational (Cum.)	98	109	95	97	101	100	100	100
12	Anganwadis Functional (Cum.)	87	99	68	97	88	100	100	97
13	Urban Poor Families Assisted under Seven Point Charter	171	287	NA	NA	NA	NA	41	NA
14	Area Covered under Plantation (Public and Forest Lands)	135	152	506	152	22	68	164	185
15	Seedlings Planted (Public and Forest Lands)	163	297	505	152	29	105	213	310
16	Road Constructed- PMGSY	246	205	513	247	332	423	324	228
17	Villages Electrified - RGGVY	75	NA	NA	100	81	51	120	NA
18	Pumps sets energized	102	135	311	266	NA	NA	106	77
19	Supply of Electricity	90	94	93	98	73	97	89	98

NA - Not Applicable

Table - B(Contd.)

STATE-WISE PERFORMANCE DURING APRIL TO SEPTEMBER, 2010 (PERCENT ACHIEVEMENT)

Sl. No.	Description	ALL INDIA	MP	MAH	MANI	MEGH	MIZ	NAGA	ORI
1	Individual Swarozgaries Assisted - SGSY	131	265	50	0	804	475	200	18
2	SHGs provided income generating activities	98	100	70	0	86	218	0	38
3	Food security-Targeted Public Distribution system (APL+BPL+AAV)	93	92	84	23	87	77	121	96
4	Food security-Targeted Public Distribution system (only AAV)	97	91	93	29	95	87	110	99
5	Food Security - Targeted Public Distribution System (Only BPL)	100	107	97	26	92	80	118	100
6	Houses constructed - IAY	105	123	40	23	108	140	0	118
7	Houses constructed - EWS/LIG	83	NA	93	NA	NA	0	NA	17
8	Habitations covered (NC and PC) - ARWSP	6	NA	NA	NA	NA	NA	NA	NA
9	Slipped back habitations and habitations with water quality problems addressed-ARWSP	62	101	116	0	38	0	0	99
10	SC Families Assisted	91	50	123	0	NA	NA	NA	16
11	ICDS Blocks Operational (Cum.)	98	100	100	100	100	100	105	100
12	Anganwadis Functional (Cum.)	87	92	80	84	100	100	100	93
13	Urban Poor Families Assisted under Seven Point Charter	171	NA	80	NA	72	NA	NA	NA
14	Area Covered under Plantation (Public and Forest Lands)	135	72	155	162	44	240	0	271
15	Seedlings Planted (Public and Forest Lands)	163	72	211	198	234	143	0	237
16	Road Constructed- PMGSY	246	229	1,105	40	0	151	0	167
17	Villages Electrified - RGGVY	75	83	NA	24	3	139	242	76
18	Pumps sets energized	102	222	NA	NA	NA	NA	NA	103
19	Supply of Electricity	90	81	81	88	83	83	88	99

NA - Not Applicable

Table - B(Contd.)

STATE-WISE PERFORMANCE DURING APRIL TO SEPTEMBER, 2010 (PERCENT ACHIEVEMENT)

Sl. No.	Description	ALL INDIA	PUDU	PUN	RAJ	SIK	TN	TRI	UTTA.
1	Individual Swarozgaries Assisted - SGSY	131	6	212	46	151	151	0	128
2	SHGs provided income generating activities	98	119	70	65	67	152	328	126
3	Food security-Targeted Public Distribution system (APL+BPL+AAY)	93	82	82	92	101	112	86	87
4	Food security-Targeted Public Distribution system (only AAY)	97	83	68	100	102	112	99	90
5	Food Security - Targeted Public Distribution System (Only BPL)	100	92	96	101	102	123	98	95
6	Houses constructed - IAY	105	10	124	61	190	0	65	92
7	Houses constructed - EWS/LIG	83	28	NA	97	183	77	142	NA
8	Habitations covered (NC and PC) - ARWSP	6	NA	120	0	NA	NA	NA	12
9	Slipped back habitations and habitations with water quality problems addressed-ARWSP	62	NA	68	88	0	35	44	62
10	SC Families Assisted	91	68	67	75	0	100	1	107
11	ICDS Blocks Operational (Cum.)	98	100	100	100	108	100	104	100
12	Anganwadis Functional (Cum.)	87	100	100	93	89	100	98	40
13	Urban Poor Families Assisted under Seven Point Charter	171	NA	NA	NA	57	287	0	NA
14	Area Covered under Plantation (Public and Forest Lands)	135	83	191	320	32	86	214	165
15	Seedlings Planted (Public and Forest Lands)	163	340	189	356	94	87	221	168
16	Road Constructed- PMGSY	246	NA	664	658	116	758	42	175
17	Villages Electrified - RGGVY	75	NA	NA	113	700	0	NA	NA
18	Pumps sets energized	102	135	84	48	NA	90	NA	208
19	Supply of Electricity	90	93	92	98	100	93	86	91

NA - Not Applicable

Table - B(Contd.)

STATE-WISE PERFORMANCE DURING APRIL TO SEPTEMBER, 2010 (PERCENT ACHIEVEMENT)

Sl. No.	Description	ALL INDIA	UP	WB	A&N	CHND.	D&N	D&D	LAKSH
1	Individual Swarozgaries Assisted - SGSY	131	176	353	833	NA	189	156	0
2	SHGs provided income generating activities	98	98	57	250	NA	0	0	0
3	Food security-Targeted Public Distribution system (APL+BPL+AAV)	93	97	97	53	90	2	10	66
4	Food security-Targeted Public Distribution system (only AAV)	97	99	85	63	26	1	13	0
5	Food Security - Targeted Public Distribution System (Only BPL)	100	98	102	52	100	1	21	0
6	Houses constructed - IAY	105	79	157	12	NA	19	0	110
7	Houses constructed - EWS/LIG	83	NA	0	NA	NA	NA	NA	NA
8	Habitations covered (NC and PC) - ARWSP	6	NA	NA	0	NA	NA	NA	0
9	Slipped back habitations and habitations with water quality problems addressed-ARWSP	62	42	12	NA	NA	NA	NA	NA
10	SC Families Assisted	91	62	11	NA	125	NA	NA	NA
11	ICDS Blocks Operational (Cum.)	98	100	72	100	100	100	100	100
12	Anganwadis Functional (Cum.)	87	82	94	97	84	87	91	100
13	Urban Poor Families Assisted under Seven Point Charter	171	NA	NA	NA	NA	NA	NA	NA
14	Area Covered under Plantation (Public and Forest Lands)	135	142	82	162	179	200	0	90
15	Seedlings Planted (Public and Forest Lands)	163	199	201	72	195	609	42	107
16	Road Constructed- PMGSY	246	412	87	NA	NA	NA	NA	NA
17	Villages Electrified - RGGVY	75	NA	13	NA	NA	NA	NA	NA
18	Pumps sets energized	102	102	14	NA	NA	NA	0	NA
19	Supply of Electricity	90	83	97	75	100	100	93	100

NA - Not Applicable

Table - C

Items in which the States/UTs performance is Very Good (90% and above),
Good (80% to 90%) and Poor (below 80%) during the period
April to September, 2010

1. ANDHRA PRADESH

Very Good

SHGs provided income generating activities, Food Security:Targeted Public Distribution System(TPDS), Food Security:Antodaya Anna Yojana(AAY), Food Security:Targeted Public Distribution System (Only BPL), Houses constructed - IAY, ICDS Blocks Operational (Cum.), Road Constructed- PMGSY, Pumps sets energized, Electricity supplied

Good

SC Families Assisted, Anganwadis Functional (Cum.), Seedlings Planted (Public and Forest Lands)

Poor

Individual Swarozgaries Assisted - SGSY, Houses constructed - EWS/LIG, Slipped back habitations and habitations with water quality problems addressed-ARWSP, Area Covered under Plantation (Public and Forest Lands)

2. ARUNACHAL PRADESH

Very Good

Food Security:Targeted Public Distribution System(TPDS), Food Security:Antodaya Anna Yojana(AAY), Food Security:Targeted Public Distribution System (Only BPL), ICDS Blocks Operational (Cum.), Anganwadis Functional (Cum.), Road Constructed- PMGSY

Good

Electricity supplied

Poor

Individual Swarozgaries Assisted - SGSY, SHGs provided income generating activities, Houses constructed - IAY, Houses constructed - EWS/LIG, Slipped back habitations and habitations with water quality problems addressed-ARWSP, Area Covered under Plantation (Public and Forest Lands), Seedlings Planted (Public and Forest Lands), Villages Electrified - RGGVY

3. ASSAM

Very Good

Food Security:Targeted Public Distribution System(TPDS), Food Security:Antodaya Anna Yojana(AAY), Food Security:Targeted Public Distribution System (Only BPL), Houses constructed - IAY, ICDS Blocks Operational (Cum.), Anganwadis Functional (Cum.), Urban Poor Families Assisted under Seven Point Charter, Seedlings Planted (Public and Forest Lands), Villages Electrified - RGGVY, Electricity supplied

Poor

Individual Swarozgaries Assisted - SGSY, SHGs provided income generating activities, Houses constructed - EWS/LIG, Slipped back habitations and habitations with water quality problems addressed-ARWSP, SC Families Assisted, Area Covered under Plantation (Public and Forest Lands), Road Constructed- PMGSY

4. BIHAR

Very Good

Food Security:Antodaya Anna Yojana(AAY), Houses constructed - IAY, SC Families Assisted, ICDS Blocks Operational (Cum.)

Good

Food Security:Targeted Public Distribution System(TPDS), Food Security:Targeted Public Distribution System (Only BPL), Anganwadis Functional (Cum.), Villages Electrified - RGGVY, Electricity supplied

Poor

Individual Swarozgaries Assisted - SGSY, SHGs provided income generating activities, Slipped back habitations and habitations with water quality problems addressed-ARWSP, Area Covered under Plantation (Public and Forest Lands), Seedlings Planted (Public and Forest Lands), Road Constructed- PMGSY

Table - C(Contd....)

5. CHHATISGARH

Very Good

Food Security:Targeted Public Distribution System(TPDS), Food Security:Antodaya Anna Yojana(AAY), Food Security:Targeted Public Distribution System (Only BPL), Houses constructed - IAY, Houses constructed - EWS/LIG, ICDS Blocks Operational (Cum.), Area Covered under Plantation (Public and Forest Lands), Seedlings Planted (Public and Forest Lands), Road Constructed- PMGSY, Electricity supplied

Good

Individual Swarozgaries Assisted - SGSY, SHGs provided income generating activities, SC Families Assisted

Poor

Slipped back habitations and habitations with water quality problems addressed-ARWSP, Anganwadis Functional (Cum.), Urban Poor Families Assisted under Seven Point Charter, Villages Electrified - RGGVY, Pumps sets energized

6. DELHI

Very Good

Food Security:Targeted Public Distribution System(TPDS), Anganwadis Functional (Cum.), Area Covered under Plantation (Public and Forest Lands), Seedlings Planted (Public and Forest Lands), Electricity supplied

Good

Food Security:Targeted Public Distribution System (Only BPL)

Poor

Food Security:Antodaya Anna Yojana(AAY), Houses constructed - EWS/LIG, SC Families Assisted, ICDS Blocks Operational (Cum.), Urban Poor Families Assisted under Seven Point Charter

7. GOA

Very Good

Food Security:Targeted Public Distribution System(TPDS), Food Security:Antodaya Anna Yojana(AAY), Food Security:Targeted Public Distribution System (Only BPL), ICDS Blocks Operational (Cum.), Anganwadis Functional (Cum.), Area Covered under Plantation (Public and Forest Lands), Seedlings Planted (Public and Forest Lands), Electricity supplied

Poor

Individual Swarozgaries Assisted - SGSY, SHGs provided income generating activities, Houses constructed - IAY, Houses constructed - EWS/LIG, SC Families Assisted, Pumps sets energized

8. GUJARAT

Very Good

Individual Swarozgaries Assisted - SGSY, SHGs provided income generating activities, Food Security:Antodaya Anna Yojana(AAY), Food Security:Targeted Public Distribution System (Only BPL), Houses constructed - EWS/LIG, Slipped back habitations and habitations with water quality problems addressed-ARWSP, SC Families Assisted, ICDS Blocks Operational (Cum.), Anganwadis Functional (Cum.), Urban Poor Families Assisted under Seven Point Charter, Area Covered under Plantation (Public and Forest Lands), Seedlings Planted (Public and Forest Lands), Road Constructed- PMGSY, Pumps sets energized, Electricity supplied

Good

Food Security:Targeted Public Distribution System(TPDS), Houses constructed - IAY

Table - C(Contd....)

9. HARYANA

Very Good

SHGs provided income generating activities, Food Security:Antodaya Anna Yojana(AAY), Food Security:Targeted Public Distribution System (Only BPL), Houses constructed - IAY, ICDS Blocks Operational (Cum.), Area Covered under Plantation (Public and Forest Lands), Seedlings Planted (Public and Forest Lands), Road Constructed- PMGSY, Pumps sets energized, Electricity supplied

Poor

Individual Swarozgaries Assisted - SGSY, Food Security:Targeted Public Distribution System(TPDS), Houses constructed - EWS/LIG, Slipped back habitations and habitations with water quality problems addressed-ARWSP, SC Families Assisted, Anganwadis Functional (Cum.)

10. HIMACHAL PRADESH

Very Good

Individual Swarozgaries Assisted - SGSY, SHGs provided income generating activities, Food Security:Targeted Public Distribution System(TPDS), Food Security:Antodaya Anna Yojana(AAY), Slipped back habitations and habitations with water quality problems addressed-ARWSP, SC Families Assisted, ICDS Blocks Operational (Cum.), Anganwadis Functional (Cum.), Area Covered under Plantation (Public and Forest Lands), Seedlings Planted (Public and Forest Lands), Road Constructed- PMGSY, Villages Electrified - RGGVY, Pumps sets energized, Electricity supplied

Good

Food Security:Targeted Public Distribution System (Only BPL)

Poor

Houses constructed - IAY

11. JAMMU AND KASHMIR

Very Good

Individual Swarozgaries Assisted - SGSY, Food Security:Targeted Public Distribution System(TPDS), Food Security:Antodaya Anna Yojana(AAY), Food Security:Targeted Public Distribution System (Only BPL), Houses constructed - IAY, SC Families Assisted, ICDS Blocks Operational (Cum.), Road Constructed- PMGSY

Good

Anganwadis Functional (Cum.), Villages Electrified - RGGVY

Poor

SHGs provided income generating activities, Slipped back habitations and habitations with water quality problems addressed-ARWSP, Area Covered under Plantation (Public and Forest Lands), Seedlings Planted (Public and Forest Lands), Electricity supplied

12. JHARKHAND

Very Good

Individual Swarozgaries Assisted - SGSY, SHGs provided income generating activities, Food Security:Antodaya Anna Yojana(AAY), Food Security:Targeted Public Distribution System (Only BPL), Houses constructed - IAY, SC Families Assisted, ICDS Blocks Operational (Cum.), Anganwadis Functional (Cum.), Seedlings Planted (Public and Forest Lands), Road Constructed- PMGSY, Electricity supplied

Good

Food Security:Targeted Public Distribution System(TPDS)

Poor

Slipped back habitations and habitations with water quality problems addressed-ARWSP, Area Covered under Plantation (Public and Forest Lands), Villages Electrified - RGGVY

Table - C(Contd....)

13. KARNATAKA

Very Good

Individual Swarozgaries Assisted - SGSY, Food Security:Targeted Public Distribution System(TPDS), Food Security:Antodaya Anna Yojana(AAY), Food Security:Targeted Public Distribution System (Only BPL), Slipped back habitations and habitations with water quality problems addressed-ARWSP, ICDS Blocks Operational (Cum.), Anganwadis Functional (Cum.), Area Covered under Plantation (Public and Forest Lands), Seedlings Planted (Public and Forest Lands), Road Constructed- PMGSY, Villages Electrified - RGGVY, Pumps sets energized

Good

Houses constructed - IAY, Electricity supplied

Poor

SHGs provided income generating activities, Houses constructed - EWS/LIG, SC Families Assisted, Urban Poor Families Assisted under Seven Point Charter

14. KERALA

Very Good

Individual Swarozgaries Assisted - SGSY, Food Security:Targeted Public Distribution System(TPDS), Food Security:Antodaya Anna Yojana(AAY), Food Security:Targeted Public Distribution System (Only BPL), Houses constructed - IAY, SC Families Assisted, ICDS Blocks Operational (Cum.), Anganwadis Functional (Cum.), Area Covered under Plantation (Public and Forest Lands), Seedlings Planted (Public and Forest Lands), Road Constructed- PMGSY, Electricity supplied

Good

SHGs provided income generating activities

Poor

Houses constructed - EWS/LIG, Slipped back habitations and habitations with water quality problems addressed-ARWSP, Pumps sets energized

15. MADHYA PRADESH

Very Good

Individual Swarozgaries Assisted - SGSY, SHGs provided income generating activities, Food Security:Targeted Public Distribution System(TPDS), Food Security:Antodaya Anna Yojana(AAY), Food Security:Targeted Public Distribution System (Only BPL), Houses constructed - IAY, Slipped back habitations and habitations with water quality problems addressed-ARWSP, ICDS Blocks Operational (Cum.), Anganwadis Functional (Cum.), Road Constructed- PMGSY, Pumps sets energized

Good

Villages Electrified - RGGVY, Electricity supplied

Poor

SC Families Assisted, Area Covered under Plantation (Public and Forest Lands), Seedlings Planted (Public and Forest Lands)

16. MAHARASHTRA

Very Good

Food Security:Antodaya Anna Yojana(AAY), Food Security:Targeted Public Distribution System (Only BPL), Houses constructed - EWS/LIG, Slipped back habitations and habitations with water quality problems addressed-ARWSP, SC Families Assisted, ICDS Blocks Operational (Cum.), Area Covered under Plantation (Public and Forest Lands), Seedlings Planted (Public and Forest Lands), Road Constructed- PMGSY

Good

Food Security:Targeted Public Distribution System(TPDS), Anganwadis Functional (Cum.), Urban Poor Families Assisted under Seven Point Charter, Electricity supplied

Poor

Individual Swarozgaries Assisted - SGSY, SHGs provided income generating activities, Houses constructed - IAY

Table - C(Contd....)

17. MANIPUR

Very Good

ICDS Blocks Operational (Cum.), Area Covered under Plantation (Public and Forest Lands), Seedlings Planted (Public and Forest Lands)

Good

Anganwadis Functional (Cum.), Electricity supplied

Poor

Individual Swarozgaries Assisted - SGSY, SHGs provided income generating activities, Food Security:Targeted Public Distribution System(TPDS), Food Security:Antodaya Anna Yojana(AAY), Food Security:Targeted Public Distribution System (Only BPL), Houses constructed - IAY, Slipped back habitations and habitations with water quality problems addressed-ARWSP, SC Families Assisted, Road Constructed- PMGSY, Villages Electrified - RGGVY

18. MEGHALAYA

Very Good

Individual Swarozgaries Assisted - SGSY, Food Security:Antodaya Anna Yojana(AAY), Food Security:Targeted Public Distribution System (Only BPL), Houses constructed - IAY, ICDS Blocks Operational (Cum.), Anganwadis Functional (Cum.), Seedlings Planted (Public and Forest Lands)

Good

SHGs provided income generating activities, Food Security:Targeted Public Distribution System(TPDS), Electricity supplied

Poor

Slipped back habitations and habitations with water quality problems addressed-ARWSP, Urban Poor Families Assisted under Seven Point Charter, Area Covered under Plantation (Public and Forest Lands), Road Constructed- PMGSY, Villages Electrified - RGGVY

19. MIZORAM

Very Good

Individual Swarozgaries Assisted - SGSY, SHGs provided income generating activities, Houses constructed - IAY, ICDS Blocks Operational (Cum.), Anganwadis Functional (Cum.), Area Covered under Plantation (Public and Forest Lands), Seedlings Planted (Public and Forest Lands), Road Constructed- PMGSY, Villages Electrified - RGGVY

Good

Food Security:Antodaya Anna Yojana(AAY), Food Security:Targeted Public Distribution System (Only BPL), Electricity supplied

Poor

Food Security:Targeted Public Distribution System(TPDS), Houses constructed - EWS/LIG, Slipped back habitations and habitations with water quality problems addressed-ARWSP

20. NAGALAND

Very Good

Individual Swarozgaries Assisted - SGSY, Food Security:Targeted Public Distribution System(TPDS), Food Security:Antodaya Anna Yojana(AAY), Food Security:Targeted Public Distribution System (Only BPL), ICDS Blocks Operational (Cum.), Anganwadis Functional (Cum.), Villages Electrified - RGGVY

Good

Electricity supplied

Poor

SHGs provided income generating activities, Houses constructed - IAY, Slipped back habitations and habitations with water quality problems addressed-ARWSP, Area Covered under Plantation (Public and Forest Lands), Seedlings Planted (Public and Forest Lands), Road Constructed- PMGSY

Table - C(Contd....)

21. ORISSA

Very Good

Food Security:Targeted Public Distribution System(TPDS), Food Security:Antodaya Anna Yojana(AAY), Food Security:Targeted Public Distribution System (Only BPL), Houses constructed - IAY, Slipped back habitations and habitations with water quality problems addressed-ARWSP, ICDS Blocks Operational (Cum.), Anganwadis Functional (Cum.), Area Covered under Plantation (Public and Forest Lands), Seedlings Planted (Public and Forest Lands), Road Constructed- PMGSY, Pumps sets energized, Electricity supplied

Poor

Individual Swarozgaries Assisted - SGSY, SHGs provided income generating activities, Houses constructed - EWS/LIG, SC Families Assisted, Villages Electrified - RGGVY

22. PUDUCHERRY

Very Good

SHGs provided income generating activities, Food Security:Targeted Public Distribution System (Only BPL), ICDS Blocks Operational (Cum.), Anganwadis Functional (Cum.), Seedlings Planted (Public and Forest Lands), Pumps sets energized, Electricity supplied

Good

Food Security:Targeted Public Distribution System(TPDS), Food Security:Antodaya Anna Yojana(AAY), Area Covered under Plantation (Public and Forest Lands)

Poor

Individual Swarozgaries Assisted - SGSY, Houses constructed - IAY, Houses constructed - EWS/LIG, SC Families Assisted

23. PUNJAB

Very Good

Individual Swarozgaries Assisted - SGSY, Food Security:Targeted Public Distribution System (Only BPL), Houses constructed - IAY, Habitations covered (NC and PC) - ARWSP, ICDS Blocks Operational (Cum.), Anganwadis Functional (Cum.), Area Covered under Plantation (Public and Forest Lands), Seedlings Planted (Public and Forest Lands), Road Constructed- PMGSY, Electricity supplied

Good

Food Security:Targeted Public Distribution System(TPDS), Pumps sets energized

Poor

SHGs provided income generating activities, Food Security:Antodaya Anna Yojana(AAY), Slipped back habitations and habitations with water quality problems addressed-ARWSP, SC Families Assisted

24. RAJASTHAN

Very Good

Food Security:Targeted Public Distribution System(TPDS), Food Security:Antodaya Anna Yojana(AAY), Food Security:Targeted Public Distribution System (Only BPL), Houses constructed - EWS/LIG, ICDS Blocks Operational (Cum.), Anganwadis Functional (Cum.), Area Covered under Plantation (Public and Forest Lands), Seedlings Planted (Public and Forest Lands), Road Constructed- PMGSY, Villages Electrified - RGGVY, Electricity supplied

Good

Slipped back habitations and habitations with water quality problems addressed-ARWSP

Poor

Individual Swarozgaries Assisted - SGSY, SHGs provided income generating activities, Houses constructed - IAY, Habitations covered (NC and PC) - ARWSP, SC Families Assisted, Pumps sets energized

Table - C(Contd....)

25. SIKKIM

Very Good

Individual Swarozgaries Assisted - SGSY, Food Security:Targeted Public Distribution System(TPDS), Food Security:Antodaya Anna Yojana(AAY), Food Security:Targeted Public Distribution System (Only BPL), Houses constructed - IAY, Houses constructed - EWS/LIG, ICDS Blocks Operational (Cum.), Seedlings Planted (Public and Forest Lands), Road Constructed- PMGSY, Villages Electrified - RGGVY, Electricity supplied

Good

Anganwadis Functional (Cum.)

Poor

SHGs provided income generating activities, Slipped back habitations and habitations with water quality problems addressed-ARWSP, SC Families Assisted, Urban Poor Families Assisted under Seven Point Charter, Area Covered under Plantation (Public and Forest Lands)

26. TAMIL NADU

Very Good

Individual Swarozgaries Assisted - SGSY, SHGs provided income generating activities, Food Security:Targeted Public Distribution System(TPDS), Food Security:Antodaya Anna Yojana(AAY), Food Security:Targeted Public Distribution System (Only BPL), SC Families Assisted, ICDS Blocks Operational (Cum.), Anganwadis Functional (Cum.), Urban Poor Families Assisted under Seven Point Charter, Road Constructed- PMGSY, Pumps sets energized, Electricity supplied

Good

Area Covered under Plantation (Public and Forest Lands), Seedlings Planted (Public and Forest Lands)

Poor

Houses constructed - IAY, Houses constructed - EWS/LIG, Slipped back habitations and habitations with water quality problems addressed-ARWSP, Villages Electrified - RGGVY

27. TRIPURA

Very Good

SHGs provided income generating activities, Food Security:Antodaya Anna Yojana(AAY), Food Security:Targeted Public Distribution System (Only BPL), Houses constructed - EWS/LIG, ICDS Blocks Operational (Cum.), Anganwadis Functional (Cum.), Area Covered under Plantation (Public and Forest Lands), Seedlings Planted (Public and Forest Lands)

Good

Food Security:Targeted Public Distribution System(TPDS), Electricity supplied

Poor

Individual Swarozgaries Assisted - SGSY, Houses constructed - IAY, Slipped back habitations and habitations with water quality problems addressed-ARWSP, SC Families Assisted, Urban Poor Families Assisted under Seven Point Charter, Road Constructed- PMGSY

28. UTTARAKHAND

Very Good

Individual Swarozgaries Assisted - SGSY, SHGs provided income generating activities, Food Security:Antodaya Anna Yojana(AAY), Food Security:Targeted Public Distribution System (Only BPL), Houses constructed - IAY, SC Families Assisted, ICDS Blocks Operational (Cum.), Area Covered under Plantation (Public and Forest Lands), Seedlings Planted (Public and Forest Lands), Road Constructed- PMGSY, Pumps sets energized, Electricity supplied

Good

Food Security:Targeted Public Distribution System(TPDS)

Poor

Habitations covered (NC and PC) - ARWSP, Slipped back habitations and habitations with water quality problems addressed-ARWSP, Anganwadis Functional (Cum.)

Table - C(Contd....)

29. UTTAR PRADESH

Very Good

Individual Swarozgaries Assisted - SGSY, SHGs provided income generating activities, Food Security:Targeted Public Distribution System(TPDS), Food Security:Antodaya Anna Yojana(AAY), Food Security:Targeted Public Distribution System (Only BPL), ICDS Blocks Operational (Cum.), Area Covered under Plantation (Public and Forest Lands), Seedlings Planted (Public and Forest Lands), Road Constructed- PMGSY, Pumps sets energized

Good

Anganwadis Functional (Cum.), Electricity supplied

Poor

Houses constructed - IAY, Slipped back habitations and habitations with water quality problems addressed-ARWSP, SC Families Assisted

30. WEST BENGAL

Very Good

Individual Swarozgaries Assisted - SGSY, Food Security:Targeted Public Distribution System(TPDS), Food Security:Targeted Public Distribution System (Only BPL), Houses constructed - IAY, Anganwadis Functional (Cum.), Seedlings Planted (Public and Forest Lands), Electricity supplied

Good

Food Security:Antodaya Anna Yojana(AAY), Area Covered under Plantation (Public and Forest Lands), Road Constructed- PMGSY

Poor

SHGs provided income generating activities, Houses constructed - EWS/LIG, Slipped back habitations and habitations with water quality problems addressed-ARWSP, SC Families Assisted, ICDS Blocks Operational (Cum.), Villages Electrified - RGGVY, Pumps sets energized

31. ANDAMAN AND NICOBAR ISLANDS

Very Good

Individual Swarozgaries Assisted - SGSY, SHGs provided income generating activities, ICDS Blocks Operational (Cum.), Anganwadis Functional (Cum.), Area Covered under Plantation (Public and Forest Lands)

Poor

Food Security:Targeted Public Distribution System(TPDS), Food Security:Antodaya Anna Yojana(AAY), Food Security:Targeted Public Distribution System (Only BPL), Houses constructed - IAY, Habitations covered (NC and PC) - ARWSP, Seedlings Planted (Public and Forest Lands), Electricity supplied

32. CHANDIGARH

Very Good

Food Security:Targeted Public Distribution System(TPDS), Food Security:Targeted Public Distribution System (Only BPL), SC Families Assisted, ICDS Blocks Operational (Cum.), Area Covered under Plantation (Public and Forest Lands), Seedlings Planted (Public and Forest Lands), Electricity supplied

Good

Anganwadis Functional (Cum.)

Poor

Food Security:Antodaya Anna Yojana(AAY)

Table - C(Contd....)
33. DADRA AND NAGAR HAVELI

Very Good

Individual Swarozgaris Assisted - SGSY, ICDS Blocks Operational (Cum.), Area Covered under Plantation (Public and Forest Lands), Seedlings Planted (Public and Forest Lands), Electricity supplied

Good

Anganwadis Functional (Cum.)

Poor

SHGs provided income generating activities, Food Security:Targeted Public Distribution System(TPDS), Food Security:Antodaya Anna Yojana(AAY), Food Security:Targeted Public Distribution System (Only BPL), Houses constructed - IAY

34. DAMAN AND DIU

Very Good

Individual Swarozgaris Assisted - SGSY, ICDS Blocks Operational (Cum.), Anganwadis Functional (Cum.), Electricity supplied

Poor

SHGs provided income generating activities, Food Security:Targeted Public Distribution System(TPDS), Food Security:Antodaya Anna Yojana(AAY), Food Security:Targeted Public Distribution System (Only BPL), Houses constructed - IAY, Area Covered under Plantation (Public and Forest Lands), Seedlings Planted (Public and Forest Lands), Pumps sets energized

35. LAKSHADWEEP

Very Good

Houses constructed - IAY, ICDS Blocks Operational (Cum.), Anganwadis Functional (Cum.), Area Covered under Plantation (Public and Forest Lands), Seedlings Planted (Public and Forest Lands), Electricity supplied

Poor

Individual Swarozgaris Assisted - SGSY, SHGs provided income generating activities, Food Security:Targeted Public Distribution System(TPDS), Food Security:Antodaya Anna Yojana(AAY), Food Security:Targeted Public Distribution System (Only BPL), Habitations covered (NC and PC) - ARWSP

PART - II

TWENTY POINT PROGRAMME - 2006

ITEM-WISE PERFORMANCE TABLES

Table - 1

Employment generation under the NREG Scheme

Sl. No.	State/UT Name	No. of job cards issued * (Number) April,2010-September,2010	Employment generated (Number) April,2010-September,2010	Wages given (Rupees) April,2010-September,2010
		(3)	(4)	(5)
1	ANDHRA PRADESH	4,15,585	30,62,03,000	40,69,49,00,000
2	ARUNACHAL PRADESH	0	0	0
3	ASSAM	3,61,174	67,43,000	72,07,24,000
4	BIHAR	4,31,426	6,21,00,000	6,00,47,00,000
5	CHHATISGARH	4,61,325	6,35,93,000	6,44,88,66,000
6	DELHI	0	0	0
7	GOA	546	1,07,284	1,18,00,000
8	GUJARAT	3,10,686	2,28,82,000	2,10,82,32,000
9	HARYANA	23,944	17,00,000	25,56,29,000
10	HIMACHAL PRADESH	8,001	74,94,000	1,24,83,22,000
11	JAMMU AND KASHMIR	40,287	55,33,000	89,02,67,000
12	JHARKHAND	1,51,427	3,68,13,488	3,68,74,98,601
13	KARNATAKA	14,14,787	1,38,09,000	1,91,81,74,000
14	KERALA	2,08,599	1,24,74,083	1,84,53,75,097
15	MADHYA PRADESH	1,12,000	4,15,78,000	4,14,89,93,000
16	MAHARASHTRA	84974 *	96,85,525	1,33,32,37,000
17	MANIPUR	26,752	28,54,000	25,27,24,000
18	MEGHALAYA	1,55,031	8,76,15,000	1,31,93,98,000
19	MIZORAM	5235 *	0	0
20	NAGALAND	3,771	46,38,693	74,54,44,215
21	ORISSA	2,47,920	4,77,22,000	4,45,76,65,000
22	PUDUCHERRY	0	10,00,802	7,00,63,000
23	PUNJAB	61148 *	30,38,000	43,04,29,000
24	RAJASTHAN	8,01,205	23,06,00,000	17,57,60,63,000
25	SIKKIM	2026 *	16,54,000	29,26,05,000
26	TAMIL NADU	3,90,754	18,79,32,810	15,26,29,66,100
27	TRIPURA	30,662	17,83,000	1,78,93,49,000
28	UTTARAKHAND	41,799	89,00,420	90,73,42,000
29	UTTAR PRADESH	1,80,075 *	13,85,70,000	13,34,54,40,000
30	WEST BENGAL	2,33,791	8,90,20,000	9,11,66,37,000
31	ANDAMAN AND NICOBAR ISLANDS	765	1,65,255	3,70,75,000
32	CHANDIGARH	0	0	0
33	DADRA AND NAGAR HAVELI	212	38,495	45,13,193
34	DAMAN AND DIU	0	0	0
35	LAKSHADWEEP	6,724	41,162	73,95,000
Grand Total		62,12,631	1,39,62,89,017	1,36,93,18,26,206

Note:- * Some of States are reporting performance since inception but now it has been recnciled with the performance figures supplied by M/o Rural Development to set performance targets during April-September 2010.

Swaranjayanti Gram Swarojgar Yojana (SGSY)

Individual Swarozgaries Assisted

% Achievement of Target
During April-September, 2010

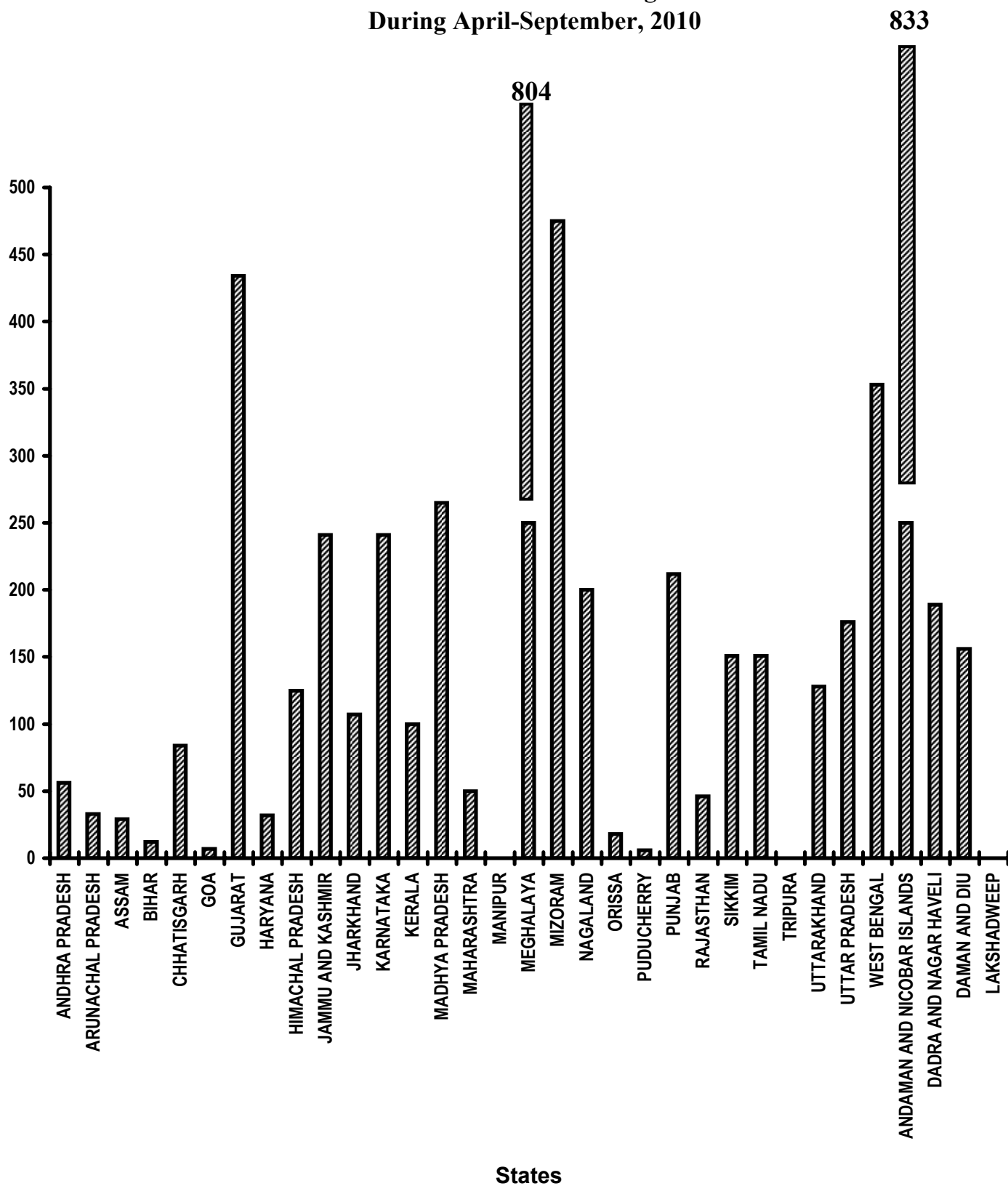


Table - 2(A)

Swaranjayanti Gram Swarojgar Yojana
Individual Swarozgaries Assisted
 (Unit: Number)

Sl. No.	State/UT Name	Target		Achievement	Percent
		2010-2011	April,2010-September,2010	April,2010-September,2010	Achievement April,2010-September,2010
(1)	(2)	(3)	(4)	(5)	(5)/(4)
1	ANDHRA PRADESH	17,304	6,057	3,362	56
2	ARUNACHAL PRADESH	795	278	91	33
3	ASSAM	20,656	7,229	2,102	29
4	BIHAR	41,164	14,408	1,791	12
5	CHHATISGARH	9,144	3,201	2,674	84
6	GOA	281	98	7	7
7	GUJARAT	6,514	2,280	9,904	434
8	HARYANA	3,832	1,341	433	32
9	HIMACHAL PRADESH	1,613	565	706	125
10	JAMMU AND KASHMIR	1,997	699	1,686	241
11	JHARKHAND	15,522	5,432	5,796	107
12	KARNATAKA	13,067	4,573	11,025	241
13	KERALA	5,863	2,052	2,049	100
14	MADHYA PRADESH	19,587	6,855	18,146	265
15	MAHARASHTRA	25,829	9,040	4,530	50
16	MANIPUR	1,385	485	0	0
17	MEGHALAYA	1,551	543	4,367	804
18	MIZORAM	359	126	599 *	475
19	NAGALAND	1,064	373	746	200
20	ORISSA	19,793	6,928	1,236	18
21	PUDUCHERRY	310	111	7	6
22	PUNJAB	1,861	651	1,378	212
23	RAJASTHAN	9,922	3,472	1,588	46
24	SIKKIM	398	140	212	151
25	TAMIL NADU	15,300	5,355	8,072	151
26	TRIPURA	2,500	875	0	0
27	UTTARAKHAND	3,120	1,092	1,403	128
28	UTTAR PRADESH	59,262	20,741	36,422	176
29	WEST BENGAL	21,996	7,698	27,140	353
30	ANDAMAN AND NICOBAR ISLANDS	26	9	75	833
31	DADRA AND NAGAR HAVELI	26	9	17	189
32	DAMAN AND DIU	26	9	14	156
33	LAKSHADWEEP	26	9	0	0
Grand Total		3,22,093	1,12,734	1,47,578	131

Very Good:(90% or above of targets)

GUJARAT, HIMACHAL PRADESH, JAMMU AND KASHMIR, JHARKHAND, KARNATAKA, KERALA, MADHYA PRADESH, MEGHALAYA, MIZORAM, NAGALAND, PUNJAB, SIKKIM, TAMIL NADU, UTTARAKHAND, UTTAR PRADESH, WEST BENGAL, ANDAMAN AND NICOBAR ISLANDS, DADRA AND NAGAR HAVELI, DAMAN AND DIU

Good:(Between 80% to 90% targets)

CHHATISGARH

Poor:(Below 80% of targets)

ANDHRA PRADESH, ARUNACHAL PRADESH, ASSAM, BIHAR, GOA, HARYANA, MAHARASHTRA, MANIPUR, ORISSA, PUDUCHERRY, RAJASTHAN, TRIPURA, LAKSHADWEEP

* Figures furnished by Ministry of Rural Development.

Table - 2(B)

Swaranjayanti Gram Swarojgar Yojana

Sl. No.	State/UT Name	Individual SC Swarozgaries Assisted (Number)	Individual ST Swarozgaries Assisted (Number)	Individual Women Swarozgaries Assisted (Number)	Individual Disabled Swarozgaries Assisted (Number)
		April,2010-September,2010	April,2010-September,2010	April,2010-September,2010	April,2010-September,2010
(1)	(2)	(3)	(4)	(5)	(6)
1	ANDHRA PRADESH	1,781	557	3,362	121
2	ARUNACHAL PRADESH	0	0	0	0
3	ASSAM	295	4,413	721	202
4	BIHAR	673	65	426	255
5	CHHATISGARH	495	836	236	71
6	GOA	2	1	4	0
7	GUJARAT	5,278	0	3,193	83
8	HARYANA	97	0	238	28
9	HIMACHAL PRADESH	285	131	164	16
10	JAMMU AND KASHMIR	314	349	484	8
11	JHARKHAND	1,022	2,354	2,041	23
12	KARNATAKA	4,300	1,506	9,236	194
13	KERALA	1,553	115	1,096	204
14	MADHYA PRADESH	4,498	5,768	8,834	448
15	MAHARASHTRA	1,253	1,052	962	243
16	MANIPUR	0	0	0	0
17	MEGHALAYA	0	4,367	2,198	0
18	MIZORAM	0	0	0	0
19	NAGALAND	0	426	298	22
20	ORISSA	308	353	418	145
21	PUDUCHERRY	0	0	0	0
22	PUNJAB	1,042	0	316	9
23	RAJASTHAN	523	420	560	40
24	SIKKIM	54	318	0	0
25	TAMIL NADU	3,224	269	5,533	3,016
26	TRIPURA	0	0	0	0
27	UTTARAKHAND	1,237	66	286	3
28	UTTAR PRADESH	18,552	155	10,879	538
29	WEST BENGAL	9,985	1,329	25,167	74
30	ANDAMAN AND NICOBAR ISLANDS	0	6	17	2
31	DADRA AND NAGAR HAVELI	0	17	0	0
32	DAMAN AND DIU	25	0	0	0
33	LAKSHADWEEP	0	0	0	0
Grand Total		56,796	24,873	76,669	5,745

Table - 3(A)

Self Help Groups (SHG)

(Unit: Number)

		Formed under SGSY (Number) April,2010- September,2010
Sl. No.	State/UT Name	
(1)	(2)	(3)
1	ANDHRA PRADESH	10,679
2	ARUNACHAL PRADESH	0
3	ASSAM	6,377
4	BIHAR	12,225
5	CHHATISGARH	2,249
6	DELHI	0
7	GOA	12
8	GUJARAT	3,402
9	HARYANA	1,596
10	HIMACHAL PRADESH	456
11	JAMMU AND KASHMIR	411
12	JHARKHAND	17,503
13	KARNATAKA	2,043
14	KERALA	754
15	MADHYA PRADESH	5,709
16	MAHARASHTRA	6,119
17	MANIPUR	4
18	MEGHALAYA	592
19	MIZORAM	0
20	NAGALAND	448
21	ORISSA	2,455
22	PUDUCHERRY	76
23	PUNJAB	418
24	RAJASTHAN	1,152
25	SIKKIM	93
26	TAMIL NADU	19,528
27	TRIPURA	747
28	UTTARAKHAND	3,019
29	UTTAR PRADESH	23,226
30	WEST BENGAL	18,998
31	ANDAMAN AND NICOBAR ISLANDS	29
32	CHANDIGARH	0
33	DADRA AND NAGAR HAVELI	0
34	DAMAN AND DIU	0
35	LAKSHADWEEP	0
Grand Total		1,40,320

Self Help Groups (SHG)

To whom income generating activities provided

% Achievement of Target
During April-September, 2010

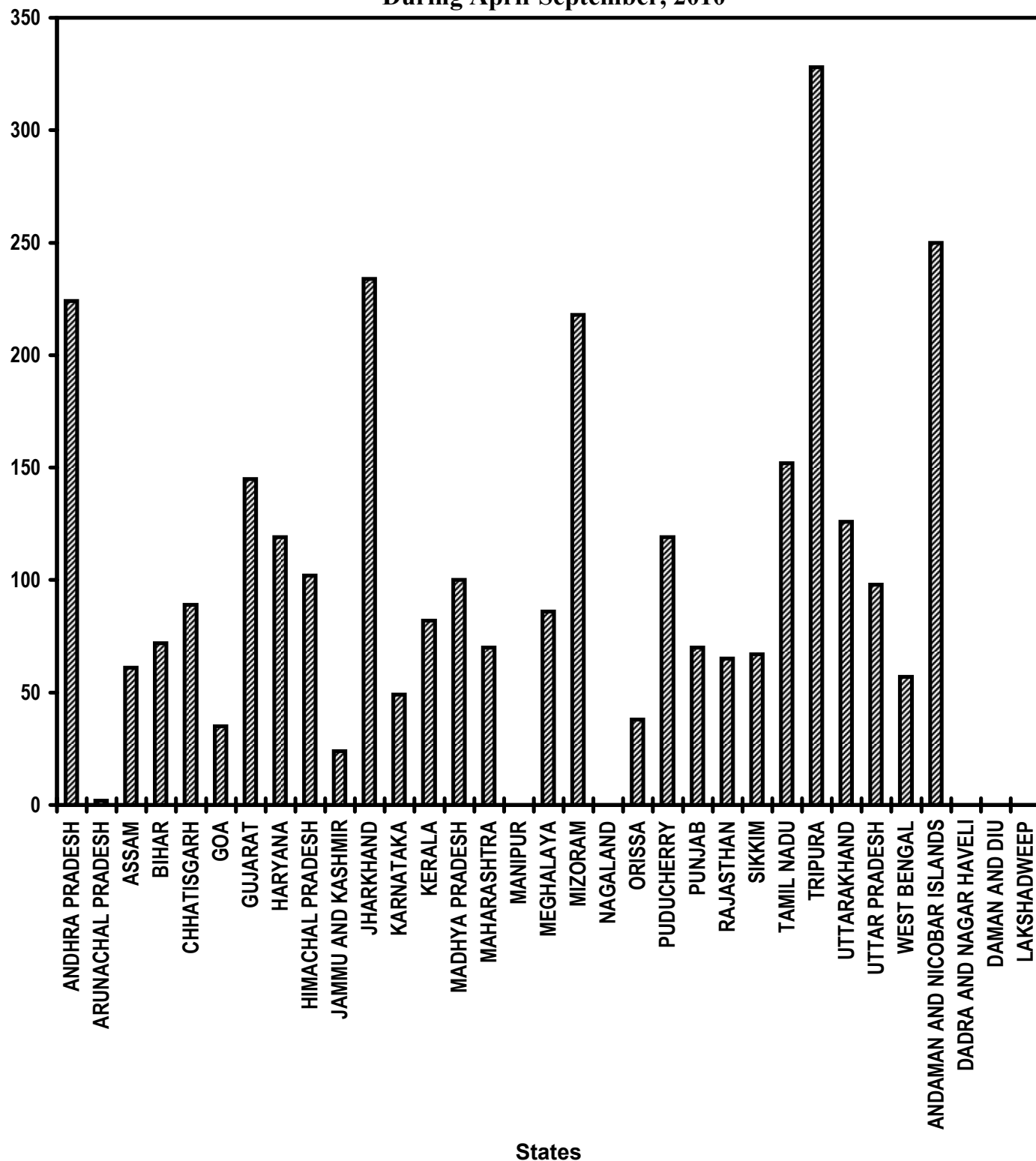


Table - 3(B)

Self Help Groups (SHG)
To whom income generating activities provided
 (Unit: Number)

Sl. No.	State/UT Name	Target		Achievement	Percent Achievement
		2010-2011	April,2010-September,2010	April,2010-September,2010	April,2010-September,2010
(1)	(2)	(3)	(4)	(5)	(5)/(4)
1	ANDHRA PRADESH	9,967	3,486	7,819	224
2	ARUNACHAL PRADESH	458	162	4	2
3	ASSAM	11,898	4,164	2,532	61
4	BIHAR	23,710	8,301	5,963	72
5	CHHATISGARH	5,267	1,842	1,642	89
6	GOA	160	57	20	35
7	GUJARAT	3,752	1,314	1,910	145
8	HARYANA	2,207	771	915	119
9	HIMACHAL PRADESH	929	324	332	102
10	JAMMU AND KASHMIR	1,150	405	97	24
11	JHARKHAND	8,941	3,129	7,333	234
12	KARNATAKA	7,526	2,634	1,290	49
13	KERALA	3,377	1,182	966	82
14	MADHYA PRADESH	11,282	3,948	3,952	100
15	MAHARASHTRA	14,878	5,208	3,622	70
16	MANIPUR	798	279	0	0
17	MEGHALAYA	894	315	271 *	86
18	MIZORAM	207	72	157	218
19	NAGALAND	613	216	0	0
20	ORISSA	11,401	3,990	1,528	38
21	PUDUCHERRY	179	63	75	119
22	PUNJAB	1,072	375	264	70
23	RAJASTHAN	5,715	2,001	1,304	65
24	SIKKIM	229	78	52	67
25	TAMIL NADU	8,813	3,087	4,693	152
26	TRIPURA	1,440	504	1651 *	328
27	UTTARAKHAND	1,797	630	793	126
28	UTTAR PRADESH	34,135	11,949	11,710	98
29	WEST BENGAL	12,670	4,437	2,550	57
30	ANDAMAN AND NICOBAR ISLANDS	15	6	15	250
31	DADRA AND NAGAR HAVELI	15	6	0	0
32	DAMAN AND DIU	15	6	0	0
33	LAKSHADWEEP	15	6	0	0
Grand Total		1,85,525	64,947	63,460	98

Very Good:(90% or above of targets)

ANDHRA PRADESH, GUJARAT, HARYANA, HIMACHAL PRADESH, JHARKHAND, MADHYA PRADESH, MIZORAM, PUDUCHERRY, TAMIL NADU, TRIPURA, UTTARAKHAND, UTTAR PRADESH, ANDAMAN AND NICOBAR ISLANDS

Good:(Between 80% to 90% targets)

CHHATISGARH, KERALA, MEGHALAYA

Poor:(Below 80% of targets)

ARUNACHAL PRADESH, ASSAM, BIHAR, GOA, JAMMU AND KASHMIR, KARNATAKA, MAHARASHTRA, MANIPUR, NAGALAND, ORISSA, PUNJAB, RAJASTHAN, SIKKIM, WEST BENGAL, DADRA AND NAGAR HAVELI, DAMAN AND DIU, LAKSHADWEEP

* Figures furnished by Ministry of Rural Development.

Table - 4(A)

Distribution of waste land to the landless

(Unit: Hectare)

		Total Land Distributed (Hectare) April,2010- September,2010
Sl. No.	State/UT Name	
(1)	(2)	(3)
1	ANDHRA PRADESH	36,075
2	ARUNACHAL PRADESH	0
3	ASSAM	0
4	BIHAR	10
5	CHHATISGARH	0
6	DELHI	0
7	GOA	0
8	GUJARAT	0
9	HARYANA	0
10	JAMMU AND KASHMIR	0
11	JHARKHAND	156
12	KARNATAKA	0
13	KERALA	0
14	MADHYA PRADESH	0
15	MAHARASHTRA	0
16	MANIPUR	0
17	MEGHALAYA	0
18	MIZORAM	0
19	NAGALAND	0
20	ORISSA	713
21	PUDUCHERRY	0
22	PUNJAB	0
23	RAJASTHAN	0
24	SIKKIM	0
25	TAMIL NADU	51
26	TRIPURA	0
27	UTTARAKHAND	0
28	UTTAR PRADESH	1,980
29	WEST BENGAL	0
30	ANDAMAN AND NICOBAR ISLANDS	0
31	CHANDIGARH	0
32	DADRA AND NAGAR HAVELI	0
33	DAMAN AND DIU	0
34	LAKSHADWEEP	0
Grand Total		38,985

Table - 4(B)

Distribution of waste land to the landless

		Land Distributed to SC (Hectare) April,2010- September,2010	Land Distributed to ST (Hectare) April,2010- September,2010	Land Distributed to Others (Hectare) April,2010- September,2010
Sl. No.	State/UT Name	(3)	(4)	(5)
1	ANDHRA PRADESH	8,730	6,318	21,027
2	ARUNACHAL PRADESH	0	0	0
3	ASSAM	0	0	0
4	BIHAR	10	0	0
5	CHHATISGARH	0	0	0
6	DELHI	0	0	0
7	GOA	0	0	0
8	GUJARAT	0	0	0
9	HARYANA	0	0	0
10	JAMMU AND KASHMIR	0	0	0
11	JHARKHAND	10	109	44
12	KARNATAKA	0	0	0
13	KERALA	0	0	0
14	MADHYA PRADESH	0	0	0
15	MAHARASHTRA	0	0	0
16	MANIPUR	0	0	0
17	MEGHALAYA	0	0	0
18	MIZORAM	0	0	0
19	NAGALAND	0	0	0
20	ORISSA	115	460	137
21	PUDUCHERRY	0	0	0
22	PUNJAB	0	0	0
23	RAJASTHAN	0	0	0
24	SIKKIM	0	0	0
25	TAMIL NADU	11	0	40
26	TRIPURA	0	0	0
27	UTTARAKHAND	0	0	0
28	UTTAR PRADESH	1,183	1	796
29	WEST BENGAL	0	0	0
30	ANDAMAN AND NICOBAR ISLANDS	0	0	0
31	CHANDIGARH	0	0	0
32	DADRA AND NAGAR HAVELI	0	0	0
33	DAMAN AND DIU	0	0	0
34	LAKSHADWEEP	0	0	0
Grand Total		10,059	6,888	22,044

Table - 5(A)

Minimum Wages Enforcement (including Farm Labour)

Sl. State/UT No. Name		Agriculture and Farm Workers: Inspections made (Number) April,2010- September,2010	Agriculture and Farm Workers: Irregularities detected (Number) April,2010- September,2010	Agriculture and Farm Workers: Irregularities rectified (Number) April,2010- September,2010
(1)	(2)	(3)	(4)	(5)
1	ANDHRA PRADESH	0	0	0
2	ARUNACHAL PRADESH	0	0	0
3	ASSAM	0	0	0
4	BIHAR	36,521	5,745	5,673
5	CHHATISGARH	0	0	0
6	DELHI	0	0	0
7	GOA	0	0	0
8	GUJARAT	30,168	3,035	3,314
9	HARYANA	0	0	0
10	HIMACHAL PRADESH	0	0	0
11	JAMMU AND KASHMIR	0	0	0
12	JHARKHAND	10,128	391	315
13	KARNATAKA	0	0	0
14	KERALA	1	3	21
15	MADHYA PRADESH	0	0	0
16	MAHARASHTRA	0	0	0
17	MANIPUR	0	0	0
18	MEGHALAYA	0	0	0
19	MIZORAM	0	0	0
20	NAGALAND	0	0	0
21	ORISSA	0	0	0
22	PUDUCHERRY	0	0	0
23	PUNJAB	18	0	0
24	RAJASTHAN	634	9	5
25	SIKKIM	0	0	0
26	TAMIL NADU	0	0	0
27	TRIPURA	0	0	0
28	UTTARAKHAND	0	0	0
29	UTTAR PRADESH	0	0	0
30	WEST BENGAL	0	0	0
31	ANDAMAN AND NICOBAR ISLANDS	0	0	0
32	CHANDIGARH	0	0	0
33	DADRA AND NAGAR HAVELI	0	0	0
34	DAMAN AND DIU	0	0	0
35	LAKSHADWEEP	0	0	0
Grand Total		77,470	9,183	9,328

Table - 5(B)

Minimum Wages Enforcement (including Farm Labour)

(Unit: Number)

Sl. No.		Agriculture and Farm Workers: Claims filed (Number) April,2010- September,2010	Agriculture and Farm Workers: Claims settled (Number) April,2010- September,2010
(1)	(2)	(3)	(4)
1	ANDHRA PRADESH	0	0
2	ARUNACHAL PRADESH	0	0
3	ASSAM	0	0
4	BIHAR	1,425	1,375
5	CHHATISGARH	0	0
6	DELHI	0	0
7	GOA	0	0
8	GUJARAT	0	0
9	HARYANA	3	10
10	HIMACHAL PRADESH	0	0
11	JAMMU AND KASHMIR	0	0
12	JHARKHAND	2,041	1
13	KARNATAKA	0	0
14	KERALA	0	0
15	MADHYA PRADESH	0	0
16	MAHARASHTRA	0	0
17	MANIPUR	0	0
18	MEGHALAYA	0	0
19	MIZORAM	0	0
20	NAGALAND	0	0
21	ORISSA	0	0
22	PUDUCHERRY	0	0
23	PUNJAB	0	0
24	RAJASTHAN	0	1
25	SIKKIM	0	0
26	TAMIL NADU	0	0
27	TRIPURA	0	0
28	UTTARAKHAND	0	0
29	UTTAR PRADESH	0	0
30	WEST BENGAL	0	0
31	ANDAMAN AND NICOBAR ISLANDS	0	0
32	CHANDIGARH	0	0
33	DADRA AND NAGAR HAVELI	0	0
34	DAMAN AND DIU	0	0
35	LAKSHADWEEP	0	0
Grand Total		3,469	1,387

Table - 5(C)

Minimum Wages Enforcement (including Farm Labour)

Sl. No.	State/UT Name	Agriculture and Farm Workers: Prosecution cases Pending (Number) April,2010-September,2010	Agriculture and Farm Workers: Prosecution cases filed (Number) April,2010-September,2010	Agriculture and Farm Workers: Prosecution cases decided (Number) April,2010-September,2010
		(3)	(4)	(5)
1	ANDHRA PRADESH	0	0	0
2	ARUNACHAL PRADESH	0	0	0
3	ASSAM	0	0	0
4	BIHAR	1,203	0	0
5	CHHATISGARH	0	0	0
6	DELHI	0	0	0
7	GOA	0	0	0
8	GUJARAT	5,059	173	24
9	HARYANA	0	0	0
10	HIMACHAL PRADESH	0	0	0
11	JAMMU AND KASHMIR	0	0	0
12	JHARKHAND	11	0	0
13	KARNATAKA	0	0	0
14	KERALA	0	0	0
15	MADHYA PRADESH	0	0	0
16	MAHARASHTRA	0	0	0
17	MANIPUR	0	0	0
18	MEGHALAYA	0	0	0
19	MIZORAM	0	0	0
20	NAGALAND	0	0	0
21	ORISSA	0	0	0
22	PUDUCHERRY	0	0	0
23	PUNJAB	0	0	0
24	RAJASTHAN	11	10	1
25	SIKKIM	0	0	0
26	TAMIL NADU	0	0	0
27	TRIPURA	0	0	0
28	UTTARAKHAND	0	0	0
29	UTTAR PRADESH	0	0	0
30	WEST BENGAL	0	0	0
31	ANDAMAN AND NICOBAR ISLANDS	0	0	0
32	CHANDIGARH	0	0	0
33	DADRA AND NAGAR HAVELI	0	0	0
34	DAMAN AND DIU	0	0	0
35	LAKSHADWEEP	0	0	0
Grand Total		6,284	183	25

Food Security: Targeted Public Distribution System (APL+BPL+AAY)

Off take

% Achievement of Target
During April-September, 2010

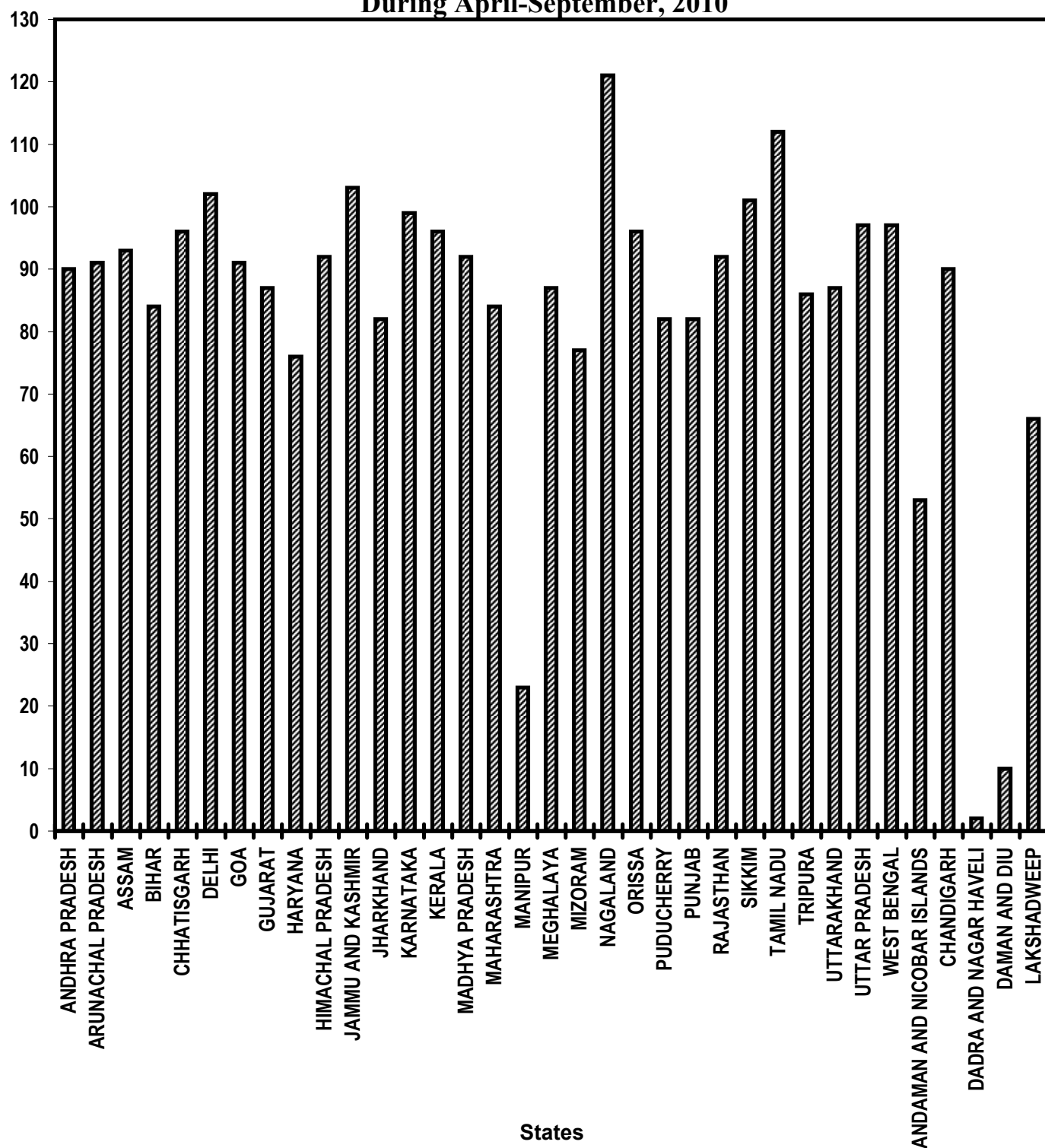


Table - 6(A)

Food security-Targeted Public Distribution system (APL+BPL+AAy)

Sl. No. State/UT Name		Allocation of Food Grains (Tonnes) April,2010-September,2010	Off take * (Tonnes) April,2010-September,2010	Percentage of offtake w.r.t. Allocation of Food Grains
(1)	(2)	(3)	(4)	(5)
1	ANDHRA PRADESH	18,49,636	16,68,376	90
2	ARUNACHAL PRADESH	50,778	46,081	91
3	ASSAM	8,09,798	7,53,359	93
4	BIHAR	17,44,816	14,57,064	84
5	CHHATISGARH	5,71,336	5,50,136	96
6	DELHI	2,97,336	3,02,946	102
7	GOA	30,285	27,491	91
8	GUJARAT	9,09,814	7,94,115	87
9	HARYANA	3,30,826	2,52,552	76
10	HIMACHAL PRADESH	2,53,812	2,34,429	92
11	JAMMU AND KASHMIR	3,78,702	3,90,481	103
12	JHARKHAND	6,59,706	5,39,921	82
13	KARNATAKA	10,98,698	10,90,570	99
14	KERALA	7,04,316	6,77,288	96
15	MADHYA PRADESH	12,97,976	11,92,271	92
16	MAHARASHTRA	22,22,820	18,75,775	84
17	MANIPUR	66,874	15,710	23
18	MEGHALAYA	80,522	69,891	87
19	MIZORAM	35,070	26,899	77
20	NAGALAND	63,438	77,070	121
21	ORISSA	10,93,238	10,44,354	96
22	PUDUCHERRY	27,356	22,357	82
23	PUNJAB	3,86,236	3,17,165	82
24	RAJASTHAN	10,11,738	9,31,006	92
25	SIKKIM	22,120	22,423	101
26	TAMIL NADU	18,61,416	20,91,871	112
27	TRIPURA	1,51,208	1,30,330	86
28	UTTARAKHAND	2,34,416	2,02,823	87
29	UTTAR PRADESH	34,51,318	33,42,958	97
30	WEST BENGAL	17,66,712	17,07,348	97
31	ANDAMAN AND NICOBAR ISLANDS	17,010	9,059	53
32	CHANDIGARH	14,790	13,276	90
33	DADRA AND NAGAR HAVELI	4,872	118	2
34	DAMAN AND DIU	2,380	232	10
35	LAKSHADWEEP	2,310	1,535	66
Grand Total		2,35,03,679	2,18,79,280	93

Very Good:(90% or above of targets)

ANDHRA PRADESH, ARUNACHAL PRADESH, ASSAM, CHHATISGARH, DELHI, GOA, HIMACHAL PRADESH, JAMMU AND KASHMIR, KARNATAKA, KERALA, MADHYA PRADESH, NAGALAND, ORISSA, RAJASTHAN, SIKKIM, TAMIL NADU, UTTAR PRADESH, WEST BENGAL, CHANDIGARH

Good:(Between 80% to 90% targets)

BIHAR, GUJARAT, JHARKHAND, MAHARASHTRA, MEGHALAYA, PUDUCHERRY, PUNJAB, TRIPURA, UTTARAKHAND

Poor:(Below 80% of targets)

HARYANA, MANIPUR, MIZORAM, ANDAMAN AND NICOBAR ISLANDS, DADRA AND NAGAR HAVELI, DAMAN AND DIU, LAKSHADWEEP

* Offtake figures are provisional, subject to confirmation from FCI

Food Security: Targeted Public Distribution System (Only Antyodaya Anna Yojana)

Off take

% Achievement of Target
During April-September, 2010

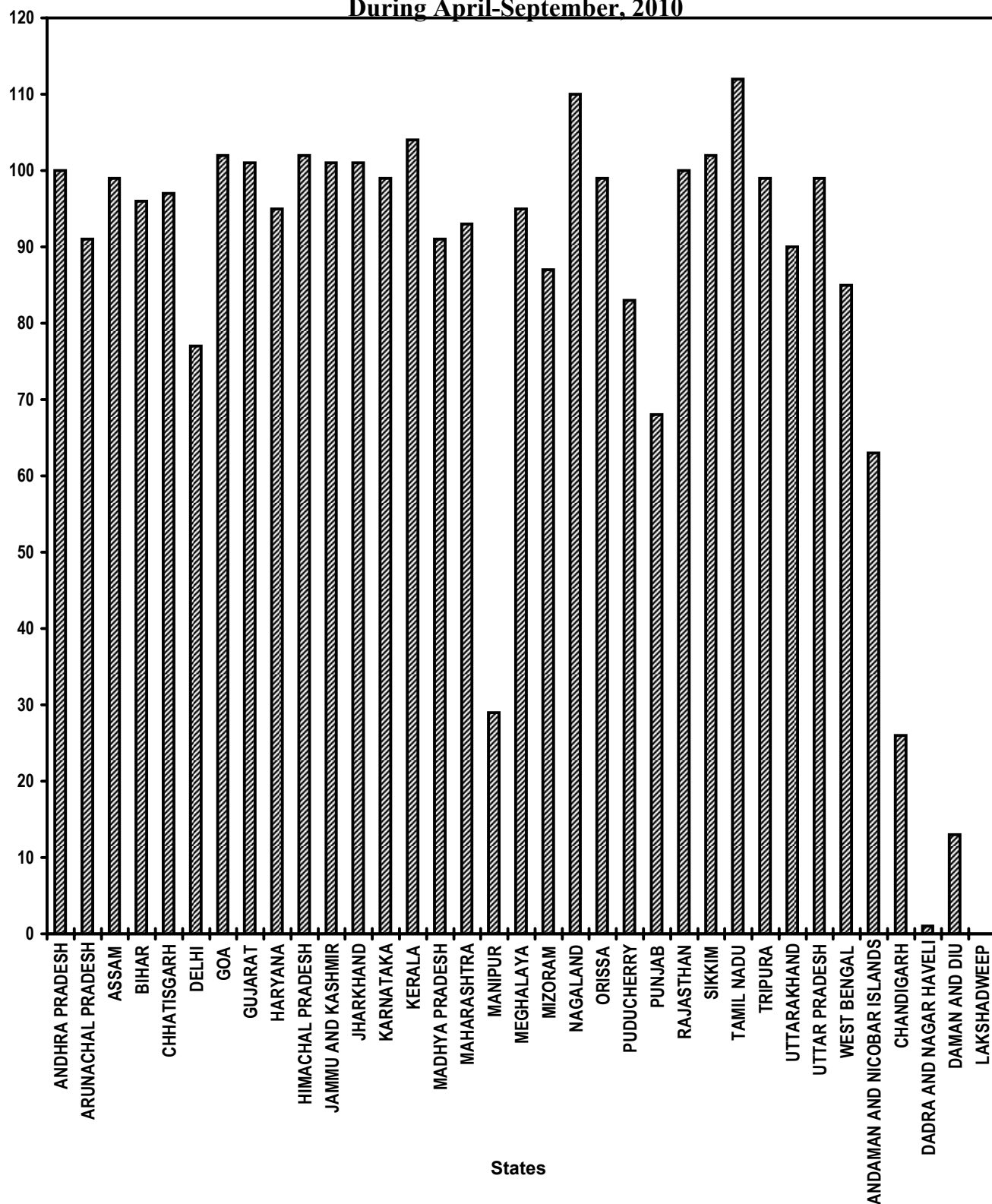


Table - 6(B)

Food security-Targeted Public Distribution system (only AAY)

Sl. No.	State/UT Name	Allocation of Food Grains (Tonnes) April,2010-September,2010	Off take * (Tonnes) April,2010-September,2010	Percentage of offtake w.r.t. Allocation of Food Grains
		(3)	(4)	(5)
1	ANDHRA PRADESH	3,27,144	3,26,836	100
2	ARUNACHAL PRADESH	7,986	7,301	91
3	ASSAM	1,47,846	1,47,066	99
4	BIHAR	5,22,674	5,00,812	96
5	CHHATISGARH	1,50,972	1,45,853	97
6	DELHI	31,542	24,350	77
7	GOA	3,054	3,100	102
8	GUJARAT	1,70,040	1,72,158	101
9	HARYANA	61,410	58,492	95
10	HIMACHAL PRADESH	41,370	42,170	102
11	JAMMU AND KASHMIR	53,694	54,155	101
12	JHARKHAND	1,92,765	1,94,671	101
13	KARNATAKA	2,51,946	2,50,476	99
14	KERALA	1,25,130	1,30,316	104
15	MADHYA PRADESH	3,32,130	3,03,429	91
16	MAHARASHTRA	5,17,440	4,79,866	93
17	MANIPUR	13,362	3,881	29
18	MEGHALAYA	14,742	14,027	95
19	MIZORAM	5,460	4,734	87
20	NAGALAND	9,984	10,941	110
21	ORISSA	2,65,560	2,62,471	99
22	PUDUCHERRY	6,774	5,641	83
23	PUNJAB	37,680	25,478	68
24	RAJASTHAN	1,95,744	1,94,782	100
25	SIKKIM	3,468	3,536	102
26	TAMIL NADU	3,91,572	4,40,005	112
27	TRIPURA	23,760	23,626	99
28	UTTARAKHAND	31,758	28,593	90
29	UTTAR PRADESH	8,59,740	8,48,776	99
30	WEST BENGAL	3,10,842	2,63,205	85
31	ANDAMAN AND NICOBAR ISLANDS	900	563	63
32	CHANDIGARH	312	80	26
33	DADRA AND NAGAR HAVELI	1,098	7	1
34	DAMAN AND DIU	318	40	13
35	LAKSHADWEEP	252	0	0
Grand Total		51,10,469	49,71,437	97

Very Good:(90% or above of targets)

ANDHRA PRADESH, ARUNACHAL PRADESH, ASSAM, BIHAR, CHHATISGARH, GOA, GUJARAT, HARYANA, HIMACHAL PRADESH, JAMMU AND KASHMIR, JHARKHAND, KARNATAKA, KERALA, MADHYA PRADESH, MAHARASHTRA, MEGHALAYA, NAGALAND, ORISSA, RAJASTHAN, SIKKIM, TAMIL NADU, TRIPURA, UTTARAKHAND, UTTAR PRADESH

Good:(Between 80% to 90% targets)

MIZORAM, PUDUCHERRY, WEST BENGAL

Poor:(Below 80% of targets)

DELHI, MANIPUR, PUNJAB, ANDAMAN AND NICOBAR ISLANDS, CHANDIGARH, DADRA AND NAGAR HAVELI, DAMAN AND DIU, LAKSHADWEEP

* Offtake figures are provisional, subject to confirmation from FCI

Food Security: Targeted Public Distribution System (Only BPL)

Off take

% Achievement of Target
During April-September, 2010

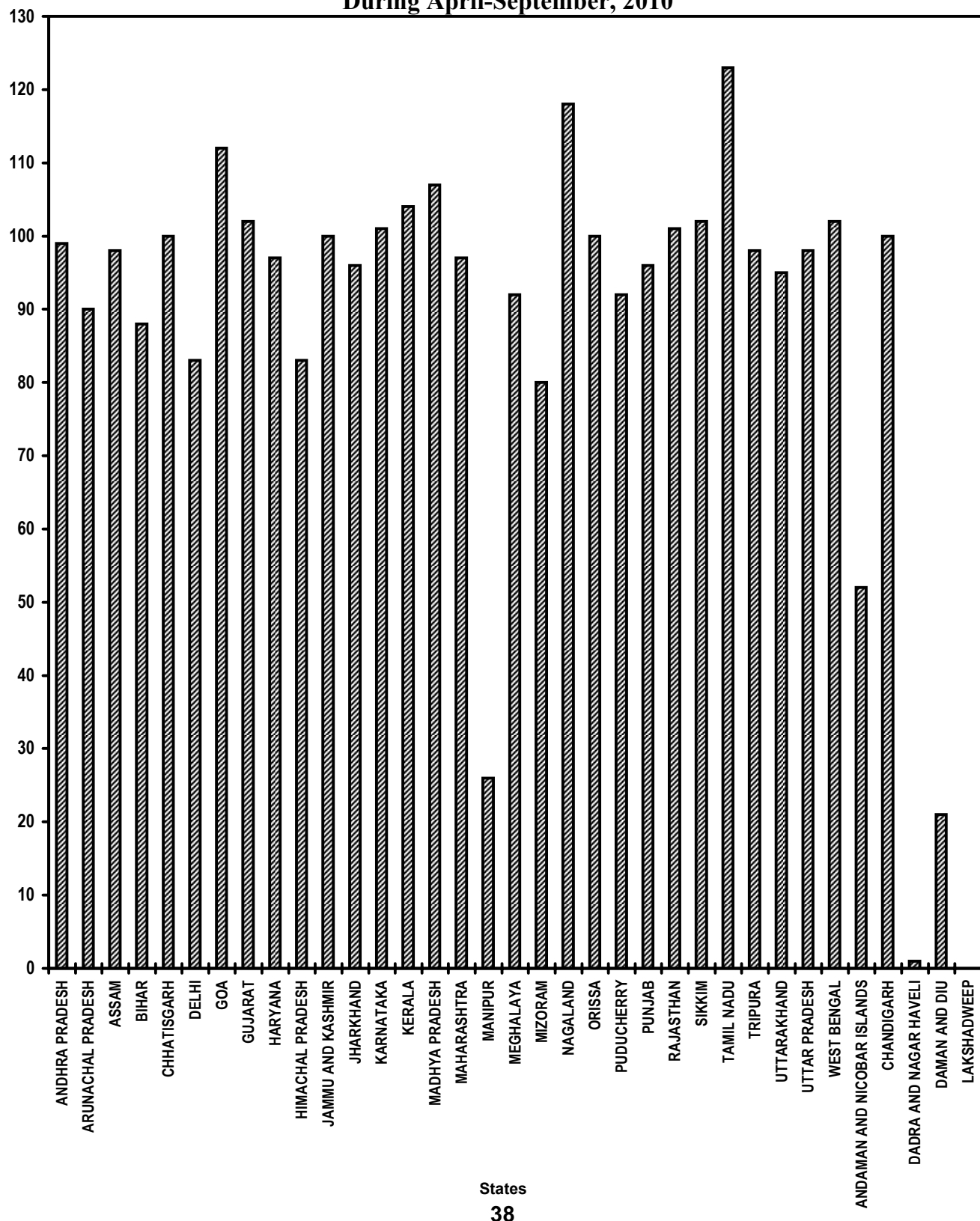


Table - 6(C)

Food Security - Targeted Public Distribution System (Only BPL)

Sl. No.	State/UT Name	Allocation of Food Grains (Tonnes)	Off take * (Tonnes)	Percentage of offtake w.r.t. Allocation of Food Grains
		April,2010-September,2010	April,2010-September,2010	
(1)	(2)	(3)	(4)	(5)
1	ANDHRA PRADESH	5,26,044	5,18,796	99
2	ARUNACHAL PRADESH	12,762	11,504	90
3	ASSAM	2,37,612	2,33,721	98
4	BIHAR	8,47,222	7,49,426	88
5	CHHATISGARH	2,42,844	2,43,512	100
6	DELHI	54,348	45,041	83
7	GOA	2,730	3,071	112
8	GUJARAT	2,75,184	2,81,452	102
9	HARYANA	1,04,286	1,01,307	97
10	HIMACHAL PRADESH	66,570	55,123	83
11	JAMMU AND KASHMIR	1,00,848	1,00,569	100
12	JHARKHAND	3,09,981	2,97,985	96
13	KARNATAKA	4,05,192	4,08,884	101
14	KERALA	2,01,174	2,10,221	104
15	MADHYA PRADESH	5,34,108	5,72,478	107
16	MAHARASHTRA	8,54,712	8,29,925	97
17	MANIPUR	21,504	5,583	26
18	MEGHALAYA	23,688	21,680	92
19	MIZORAM	8,820	7,048	80
20	NAGALAND	16,056	19,002	118
21	ORISSA	5,82,786	5,84,834	100
22	PUDUCHERRY	10,782	9,955	92
23	PUNJAB	60,588	57,899	96
24	RAJASTHAN	3,14,766	3,16,873	101
25	SIKKIM	5,652	5,780	102
26	TAMIL NADU	6,29,616	7,74,308	123
27	TRIPURA	38,190	37,525	98
28	UTTARAKHAND	72,828	68,932	95
29	UTTAR PRADESH	13,82,850	13,56,343	98
30	WEST BENGAL	7,76,790	7,95,804	102
31	ANDAMAN AND NICOBAR ISLANDS	2,670	1,387	52
32	CHANDIGARH	1,878	1,878	100
33	DADRA AND NAGAR HAVELI	2,514	28	1
34	DAMAN AND DIU	522	108	21
35	LAKSHADWEEP	378	0	0
Grand Total		87,28,495	87,27,982	100

Very Good:(90% or above of targets)

ANDHRA PRADESH, ARUNACHAL PRADESH, ASSAM, CHHATISGARH, GOA, GUJARAT, HARYANA, JAMMU AND KASHMIR, JHARKHAND, KARNATAKA, KERALA, MADHYA PRADESH, MAHARASHTRA, MEGHALAYA, NAGALAND, ORISSA, PUDUCHERRY, PUNJAB, RAJASTHAN, SIKKIM, TAMIL NADU, TRIPURA, UTTARAKHAND, UTTAR PRADESH, WEST BENGAL, CHANDIGARH

Good:(Between 80% to 90% targets)

BIHAR, DELHI, HIMACHAL PRADESH, MIZORAM

Poor:(Below 80% of targets)

MANIPUR, ANDAMAN AND NICOBAR ISLANDS, DADRA AND NAGAR HAVELI, DAMAN AND DIU, LAKSHADWEEP

* Offtake figures are provisional, subject to confirmation from FCI

Rural Housing - Indira Awaas Yojana

Houses constructed

% Achievement of Target

During April-September, 2010

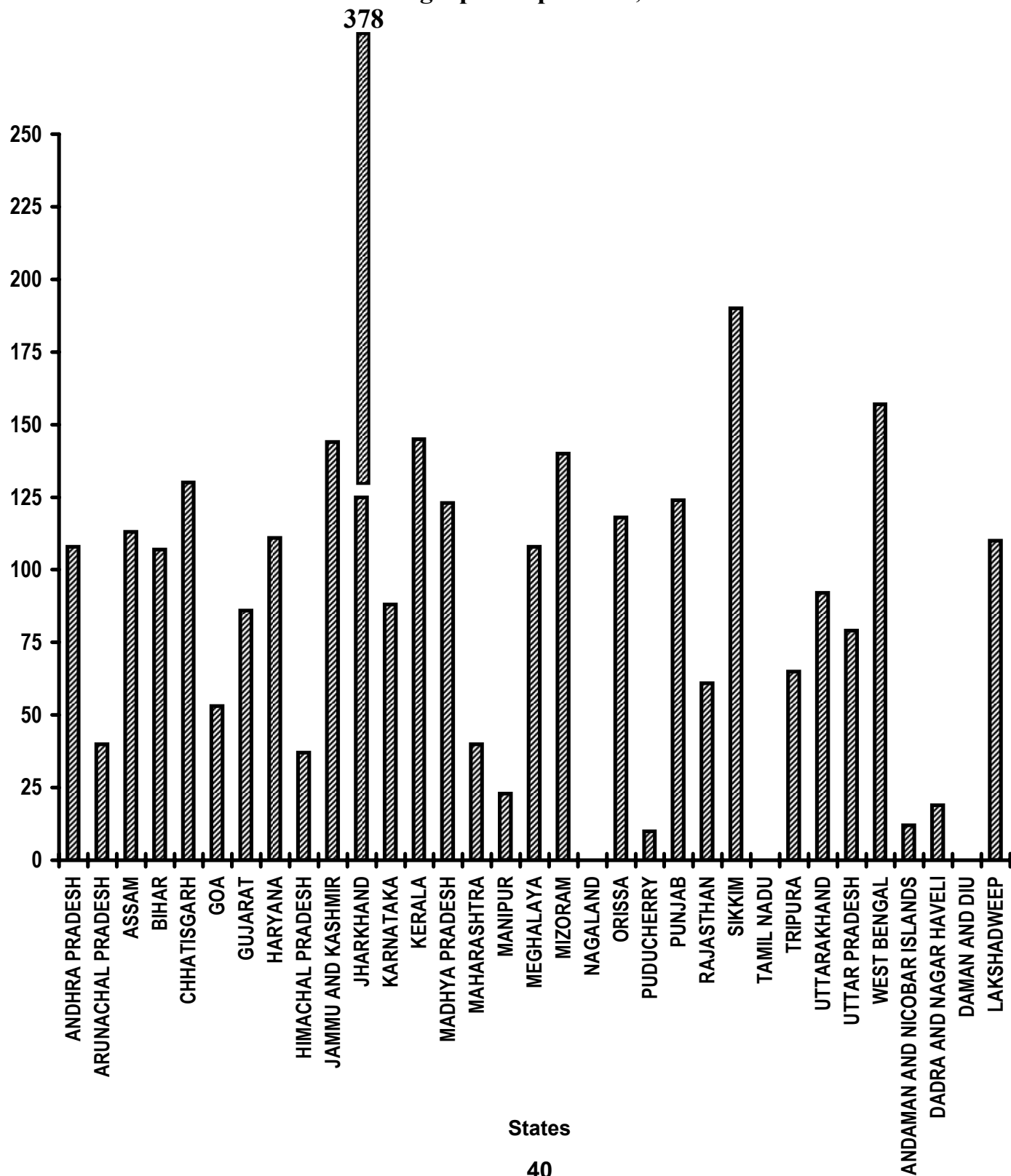


Table - 7

Rural Housing - Indira Awaas Yojana
Houses constructed
(Unit: Number)

Sl. No.	State/UT Name	Target		Achievement	Percent Achievement
		2010-2011	April,2010-September,2010	April,2010-September,2010	April,2010-September,2010
(1)	(2)	(3)	(4)	(5)	(5)/(4)
1	ANDHRA PRADESH	2,57,104	77,130	83,587	108
2	ARUNACHAL PRADESH	7,726	2,319	920	40
3	ASSAM	1,70,849	51,255	57,803	113
4	BIHAR	7,58,904	2,27,673	2,43,208	107
5	CHHATISGARH	39,759	11,928	15,465	130
6	GOA	1,584	477	251	53
7	GUJARAT	1,26,090	37,827	32,696	86
8	HARYANA	17,703	5,310	5,869	111
9	HIMACHAL PRADESH	5,793	1,737	647	37
10	JAMMU AND KASHMIR	17,995	5,400	7,783	144
11	JHARKHAND	67,691	20,307	76,861	378
12	KARNATAKA	99,055	29,718	26,157	88
13	KERALA	55,084	16,524	24,015	145
14	MADHYA PRADESH	79,073	23,724	29,173	123
15	MAHARASHTRA	1,55,052	46,515	18,484	40
16	MANIPUR	6,707	2,013	458	23
17	MEGHALAYA	11,681	3,504	3,792	108
18	MIZORAM	2,489	747	1,048	140
19	NAGALAND	7,730	2,319	0	0
20	ORISSA	1,49,100	44,730	52,878	118
21	PUDUCHERRY	1,218	366	36	10
22	PUNJAB	21,893	6,570	8,177	124
23	RAJASTHAN	63,362	19,008	11,532	61
24	SIKKIM	1,478	444	843	190
25	TAMIL NADU	1,02,939	30,882	0	0
26	TRIPURA	15,050	4,515	2,936	65
27	UTTARAKHAND	15,856	4,758	4,399	92
28	UTTAR PRADESH	3,40,868	1,02,261	80,943	79
29	WEST BENGAL	2,05,671	61,701	96,847	157
30	ANDAMAN AND NICOBAR ISLANDS	2,446	735	85	12
31	DADRA AND NAGAR HAVELI	407	123	23	19
32	DAMAN AND DIU	182	54	0	0
33	LAKSHADWEEP	158	48	53	110
Grand Total		28,08,697	8,42,622	8,86,969	105

Very Good:(90% or above of targets)

ANDHRA PRADESH, ASSAM, BIHAR, CHHATISGARH, HARYANA, JAMMU AND KASHMIR, JHARKHAND, KERALA, MADHYA PRADESH, MEGHALAYA, MIZORAM, ORISSA, PUNJAB, SIKKIM, UTTARAKHAND, WEST BENGAL, LAKSHADWEEP

Good:(Between 80% to 90% targets)

GUJARAT, KARNATAKA

Poor:(Below 80% of targets)

ARUNACHAL PRADESH, GOA, HIMACHAL PRADESH, MAHARASHTRA, MANIPUR, NAGALAND, PUDUCHERRY, RAJASTHAN, TAMIL NADU, TRIPURA, UTTAR PRADESH, ANDAMAN AND NICOBAR ISLANDS, DADRA AND NAGAR HAVELI, DAMAN AND DIU

EWS/LIG Houses in Urban Areas

Houses constructed
% Achievement of Target
During April-September, 2010

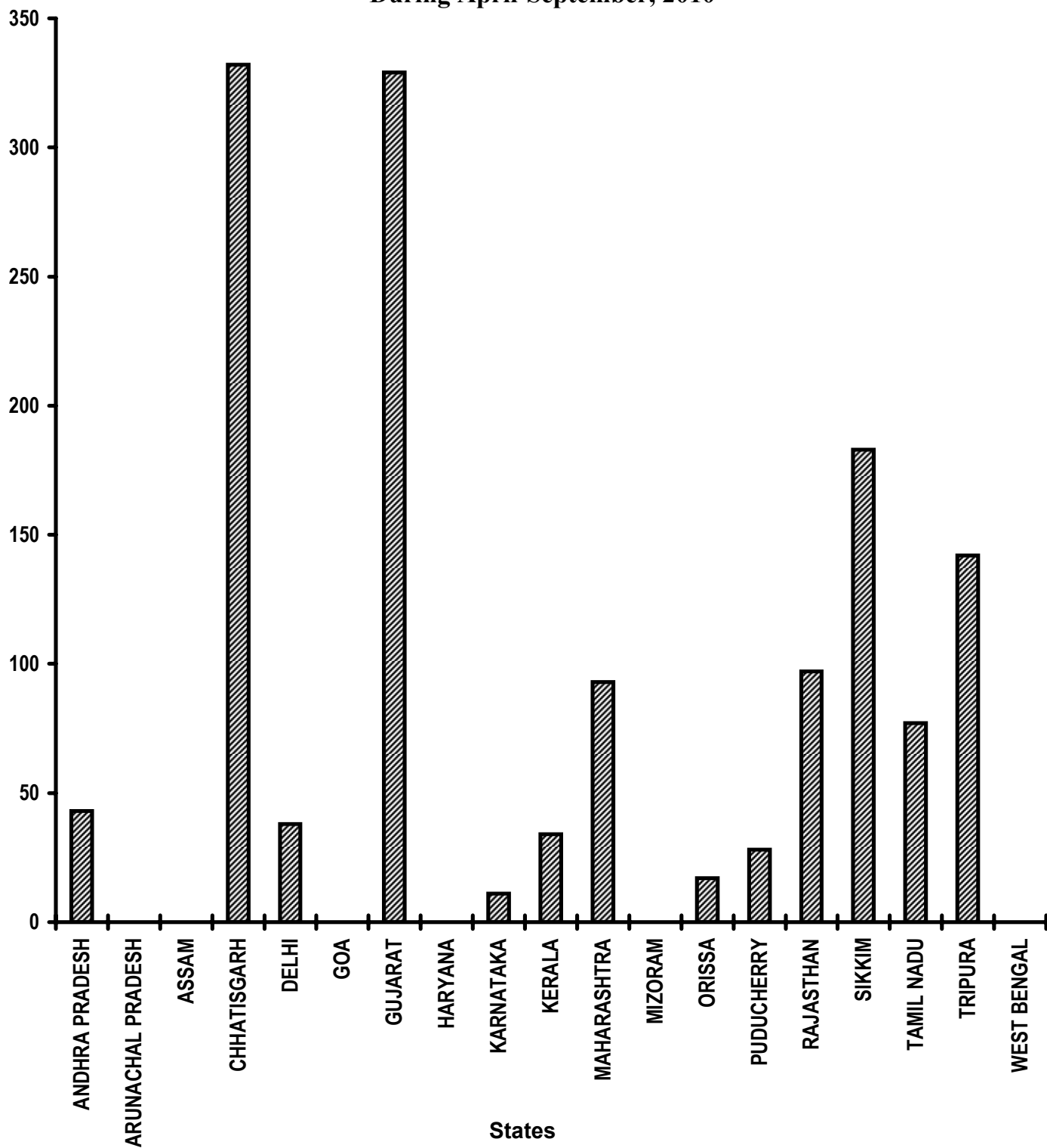


Table - 8

EWS/LIG Houses in Urban Areas
Houses constructed
(Unit: Number)

		Target *		Achievement	Percent
Sl. No.	State/UT Name	2010-2011	April,2010-September,2010	April,2010-September,2010	Achievement April,2010-September,2010
(1)	(2)	(3)	(4)	(5)	(5)/(4)
1	ANDHRA PRADESH	90,000	45,000	19,288	43
2	ARUNACHAL PRADESH	100	50	0	0
3	ASSAM	293	144	0	0
4	CHHATISGARH	10,000	5,000	16,614	332
5	DELHI	6,896	3,448	1,300	38
6	GOA	130	64	0	0
7	GUJARAT	10,000	5,000	16,429	329
8	HARYANA	701	350	0	0
9	KARNATAKA	10,000	4,998	544	11
10	KERALA	2,200	1,098	374	34
11	MAHARASHTRA	14,033	7,014	6,490	93
12	MIZORAM	1,512	756	0	0
13	ORISSA	208	104	18	17
14	PUDUCHERRY	233	114	32	28
15	RAJASTHAN	2,288	1,140	1,107	97
16	SIKKIM	25	12	22	183
17	TAMIL NADU	10,000	5,000	3,874	77
18	TRIPURA	456	228	324	142
19	WEST BENGAL	632	314	0	0
Grand Total		1,59,707	79,834	66,416	83

Very Good:(90% or above of targets)

CHHATISGARH, GUJARAT, MAHARASHTRA, RAJASTHAN, SIKKIM, TRIPURA

Poor:(Below 80% of targets)

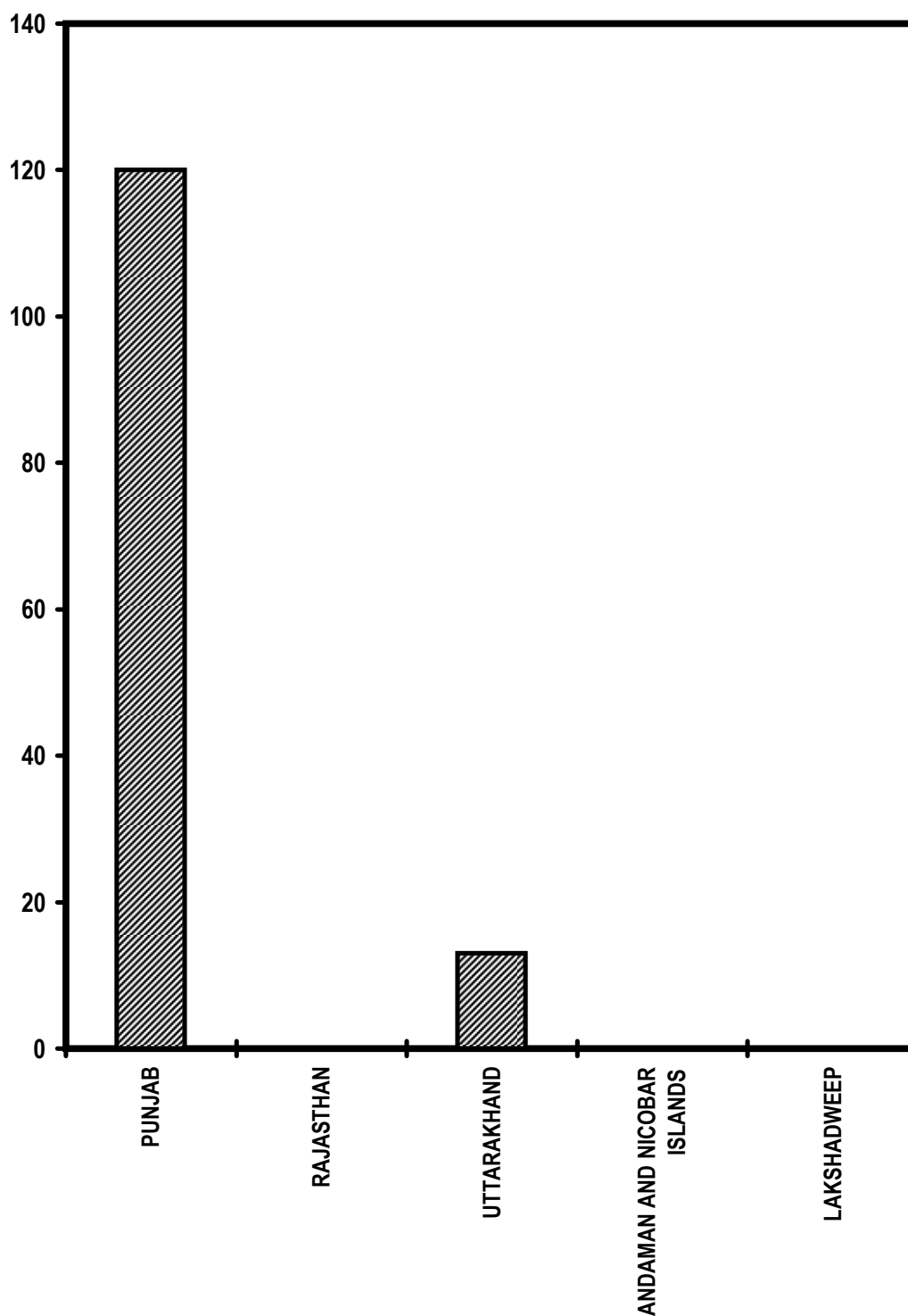
ANDHRA PRADESH, ARUNACHAL PRADESH, ASSAM, DELHI, GOA, HARYANA, KARNATAKA, KERALA, MIZORAM, ORISSA, PUDUCHERRY, TAMIL NADU, WEST BENGAL

* Since the target for 2010-11 have not been received from the concerned Nodal Ministry, the target for the year 2009-10 has been repeated provisionally.

Rural Areas - Accelerated Rural Water Supply Programme

Habitations covered (NC and PC)

**% Achievement of Target
During April-September, 2010**



States

Table - 9(A)

Rural Areas - Accelerated Rural Water Supply Programme
Habitations covered (NC and PC)
 (Unit: Number)

Sl. No.	State/UT Name	Target		Achievement	Percent Achievement
		2010-2011	April,2010-September,2010	April,2010-September,2010	April,2010-September,2010
(1)	(2)	(3)	(4)	(5)	(5)/(4)
1	PUNJAB	16	5	6	120
2	RAJASTHAN	316	95	0	0
3	UTTARAKHAND	26	8	1	12
4	ANDAMAN AND NICOBAR ISLANDS	8	3	0	0
5	LAKSHADWEEP	10	3	0	0
Grand Total		376	114	7	6

Very Good:(90% or above of targets)

PUNJAB

Poor:(Below 80% of targets)

RAJASTHAN, UTTARAKHAND, ANDAMAN AND NICOBAR ISLANDS, LAKSHADWEEP

Rural Areas - Accelerated Rural Water Supply Programme

Slipped back habitations and habitations with water quality problems addressed-ARWSP

% Achievement of Target
During April-September, 2010

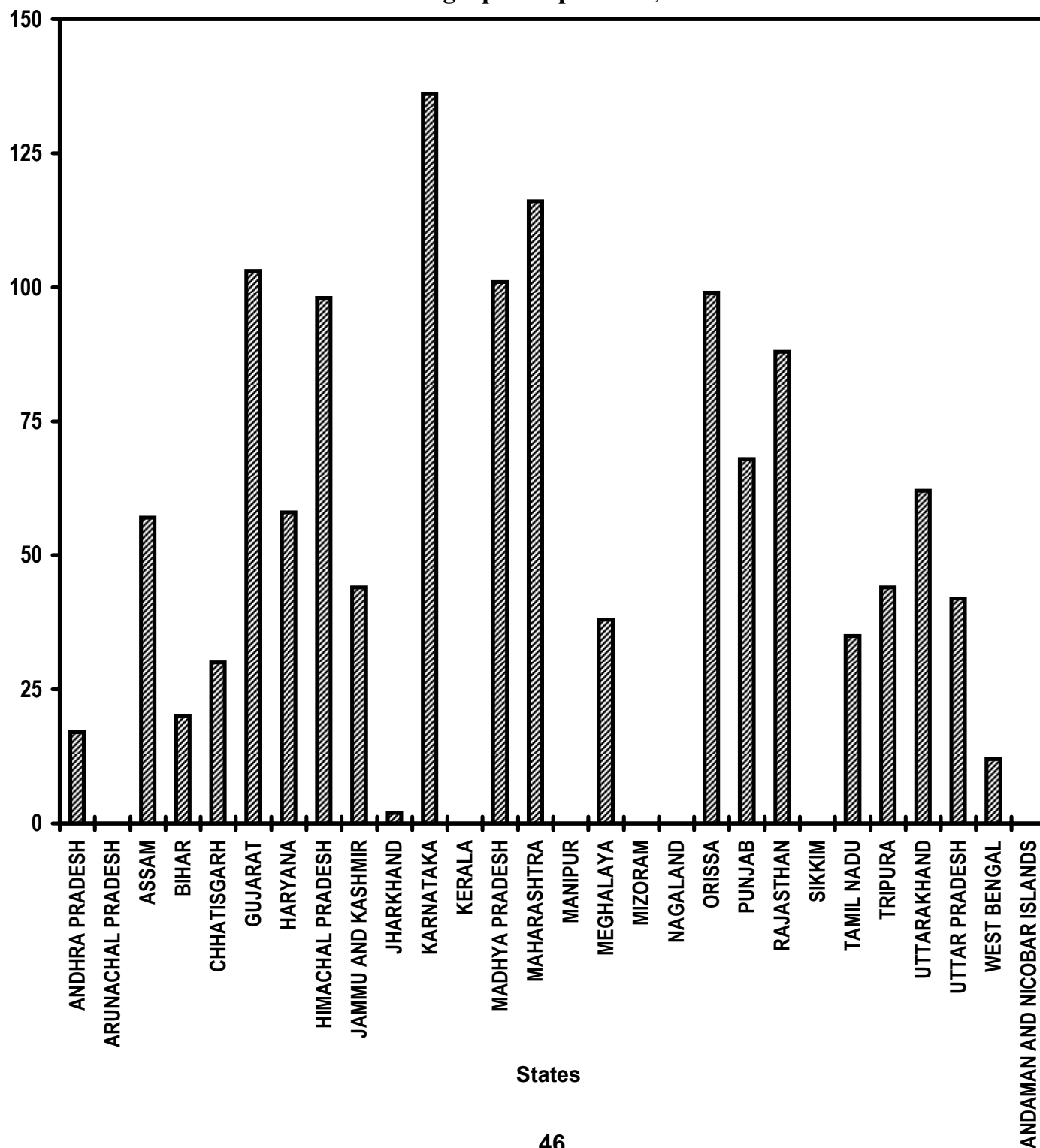


Table - 9(B)

Rural Areas - Accelerated Rural Water Supply Programme
Slipped back habitations and habitations with water quality problems addressed-ARWSP
 (Unit: Number)

Sl. No.	State/UT Name	Target		Achievement	Percent Achievement
		2010-2011	April,2010-September,2010	April,2010-September,2010	April,2010-September,2010
(1)	(2)	(3)	(4)	(5)	(5)/(4)
1	ANDHRA PRADESH	6,673	2,002	342	17
2	ARUNACHAL PRADESH	534	160	0	0
3	ASSAM	8,157	2,447	1,404	57
4	BIHAR	18,749	5,625	1,126	20
5	CHHATISGARH	9,948	2,984	888	30
6	GUJARAT	1,100	330	341	103
7	HARYANA	1,007	302	174	58
8	HIMACHAL PRADESH	5,000	1,500	1,475	98
9	JAMMU AND KASHMIR	962	289	126	44
10	JHARKHAND	1,099	330	6	2
11	KARNATAKA	8,750	2,625	3,575	136
12	KERALA	744	223	0	0
13	MADHYA PRADESH	13,300	3,990	4,031	101
14	MAHARASHTRA	9,745	2,924	3,400	116
15	MANIPUR	330	99	0	0
16	MEGHALAYA	840	252	96	38
17	MIZORAM	124	35	0	0
18	NAGALAND	105	32	0	0
19	ORISSA	5,494	1,648	1,633	99
20	PUNJAB	2,007	602	408	68
21	RAJASTHAN	7,448	2,234	1,971	88
22	SIKKIM	175	53	0	0
23	TAMIL NADU	8,009	2,403	846	35
24	TRIPURA	825	248	108	44
25	UTTARAKHAND	1,539	462	288	62
26	UTTAR PRADESH	2,142	643	268	42
27	WEST BENGAL	6,630	1,989	238	12
28	ANDAMAN AND NICOBAR ISLANDS	-	-	0	-
Grand Total		1,21,436	36,431	22,744	62

Very Good:(90% or above of targets)

GUJARAT, HIMACHAL PRADESH, KARNATAKA, MADHYA PRADESH, MAHARASHTRA, ORISSA

Good:(Between 80% to 90% targets)

RAJASTHAN

Poor:(Below 80% of targets)

ANDHRA PRADESH, ARUNACHAL PRADESH, ASSAM, BIHAR, CHHATISGARH, HARYANA, JAMMU AND KASHMIR, JHARKHAND, KERALA, MANIPUR, MEGHALAYA, MIZORAM, NAGALAND, PUNJAB, SIKKIM, TAMIL NADU, TRIPURA, UTTARAKHAND, UTTAR PRADESH, WEST BENGAL

Table - 10

Sanitation Programme in Rural Areas

(Unit: Number)

		Individual Household latrines constructed (Number) April,2010- September,2010
Sl. No.	State/UT Name	
(1)	(2)	(3)
1	ANDHRA PRADESH	2,52,864
2	ARUNACHAL PRADESH	15,799
3	ASSAM	1,63,634
4	BIHAR	3,40,281
5	CHHATISGARH	1,11,867
6	DELHI	0
7	GOA	0
8	GUJARAT	2,02,397
9	HARYANA	47,036
10	HIMACHAL PRADESH	62,271
11	JAMMU AND KASHMIR	46,206
12	JHARKHAND	1,79,175
13	KARNATAKA	3,06,971
14	KERALA	2,572
15	MADHYA PRADESH	4,67,547
16	MAHARASHTRA	1,36,101
17	MANIPUR	16,850
18	MEGHALAYA	13,504
19	MIZORAM	1,611
20	NAGALAND	12,914
21	ORISSA	5,47,148
22	PUDUCHERRY	12
23	PUNJAB	44,622
24	RAJASTHAN	3,85,137
25	SIKKIM	0
26	TAMIL NADU	2,48,560
27	TRIPURA	17,502
28	UTTARAKHAND	45,879
29	UTTAR PRADESH	6,76,986
30	WEST BENGAL	2,30,932
31	ANDAMAN AND NICOBAR ISLANDS	0
32	CHANDIGARH	0
33	DADRA AND NAGAR HAVELI	0
34	DAMAN AND DIU	0
35	LAKSHADWEEP	0
Grand Total		45,76,378

Table - 11

Institutional Delivery

(Unit: Number)

		Delivery in institutions (Number) April,2010- September,2010
Sl. No.	State/UT Name	
(1)	(2)	(3)
1	ANDHRA PRADESH	7,25,729
2	ARUNACHAL PRADESH	2,535
3	ASSAM	1,68,727
4	BIHAR	6,63,983
5	CHHATISGARH	90,868
6	DELHI	1,19,403
7	GOA	8,671
8	GUJARAT	4,88,132
9	HARYANA	79,168
10	HIMACHAL PRADESH	31,198
11	JAMMU AND KASHMIR	70,750
12	JHARKHAND	1,61,548
13	KARNATAKA	3,80,240
14	KERALA	2,46,667
15	MADHYA PRADESH	5,67,538
16	MAHARASHTRA	6,18,663
17	MANIPUR	9,365
18	MEGHALAYA	12,926
19	MIZORAM	0
20	NAGALAND	0
21	ORISSA	2,74,932
22	PUDUCHERRY	22,619
23	PUNJAB	1,27,700
24	RAJASTHAN	6,50,470
25	SIKKIM	3,160
26	TAMIL NADU	5,35,618
27	TRIPURA	10,693
28	UTTARAKHAND	43,813
29	UTTAR PRADESH	12,46,526
30	WEST BENGAL	0
31	ANDAMAN AND NICOBAR ISLANDS	2,311
32	CHANDIGARH	9,234
33	DADRA AND NAGAR HAVELI	1,372
34	DAMAN AND DIU	1,207
35	LAKSHADWEEP	307
Grand Total		73,76,073

SC Families Assisted

% Achievement of Target
During April-September, 2010

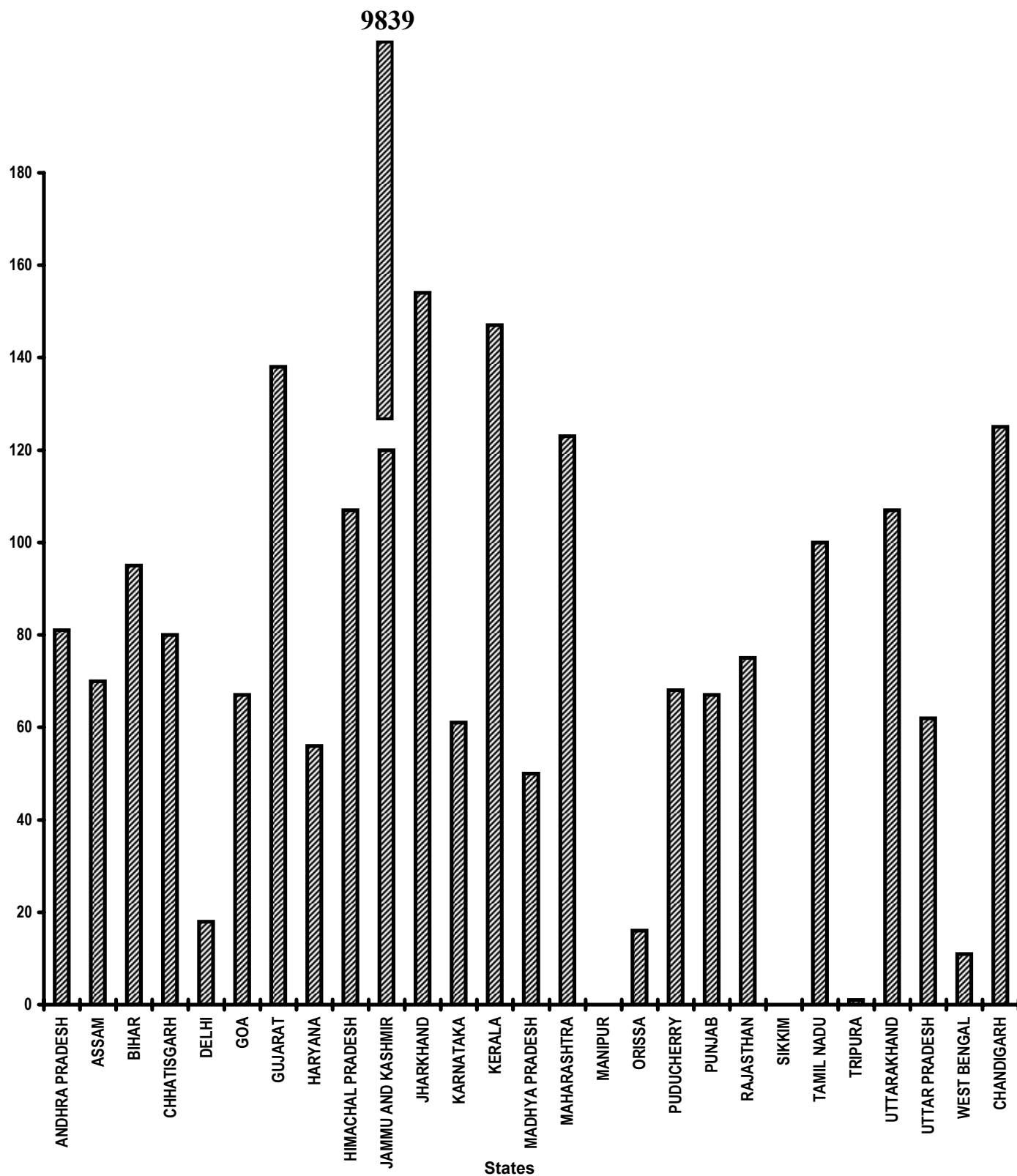


Table - 12

SC Families Assisted

(Unit: Number)

Sl. No.	State/UT Name	Target *		Achievement	Percent
		2010-2011	April,2010-September,2010	April,2010-September,2010	April,2010-September,2010
(1)	(2)	(3)	(4)	(5)	(5)/(4)
1	ANDHRA PRADESH	4,50,000	2,25,000	1,82,319	81
2	ASSAM	44,000	21,996	15,300	70
3	BIHAR	2,55,000	1,27,500	1,20,648	95
4	CHHATISGARH	3,75,000	1,87,500	1,50,785	80
5	DELHI	5,000	2,496	447	18
6	GOA	550	270	181	67
7	GUJARAT	1,40,000	69,996	96,665	138
8	HARYANA	88,500	44,250	24,854	56
9	HIMACHAL PRADESH	58,000	29,000	31,164	107
10	JAMMU AND KASHMIR	1,100	546	53,723	9,839
11	JHARKHAND	5,50,000	2,74,998	4,23,784	154
12	KARNATAKA	5,00,000	2,49,996	1,51,684	61
13	KERALA	33,000	16,500	24,208	147
14	MADHYA PRADESH	2,43,000	1,21,500	61,093	50
15	MAHARASHTRA	1,54,000	76,998	94,545	123
16	MANIPUR	550	270	0	0
17	ORISSA	72,600	36,300	5,866	16
18	PUDUCHERRY	5,000	2,496	1,701	68
19	PUNJAB	88,000	43,998	29,270	67
20	RAJASTHAN	4,12,000	2,05,998	1,53,678	75
21	SIKKIM	2,200	1,098	0	0
22	TAMIL NADU	9,00,000	4,50,000	4,50,258	100
23	TRIPURA	22,000	10,998	125	1
24	UTTARAKHAND	7,000	3,498	3,732	107
25	UTTAR PRADESH	2,57,000	1,28,496	80,113	62
26	WEST BENGAL	1,10,000	54,996	6,168	11
27	CHANDIGARH	700	348	435	125
Grand Total		47,74,200	23,87,042	21,62,746	91

Very Good:(90% or above of targets)

BIHAR, GUJARAT, HIMACHAL PRADESH, JAMMU AND KASHMIR, JHARKHAND, KERALA, MAHARASHTRA, TAMIL NADU, UTTARAKHAND, CHANDIGARH

Good:(Between 80% to 90% targets)

ANDHRA PRADESH, CHHATISGARH

Poor:(Below 80% of targets)

ASSAM, DELHI, GOA, HARYANA, KARNATAKA, MADHYA PRADESH, MANIPUR, ORISSA, PUDUCHERRY, PUNJAB, RAJASTHAN, SIKKIM, TRIPURA, UTTAR PRADESH, WEST BENGAL

* Targets for 2010-11 have not been received from the Ministry of Social Justice & Empowerment for the last three years i.e. for 2008-09 - 2010-11 so the target for the year 2007-08 has been repeated.

Universalization of ICDS Scheme

ICDS Blocks Operational (Cumulative)

% Achievement of Target
During April-September, 2010

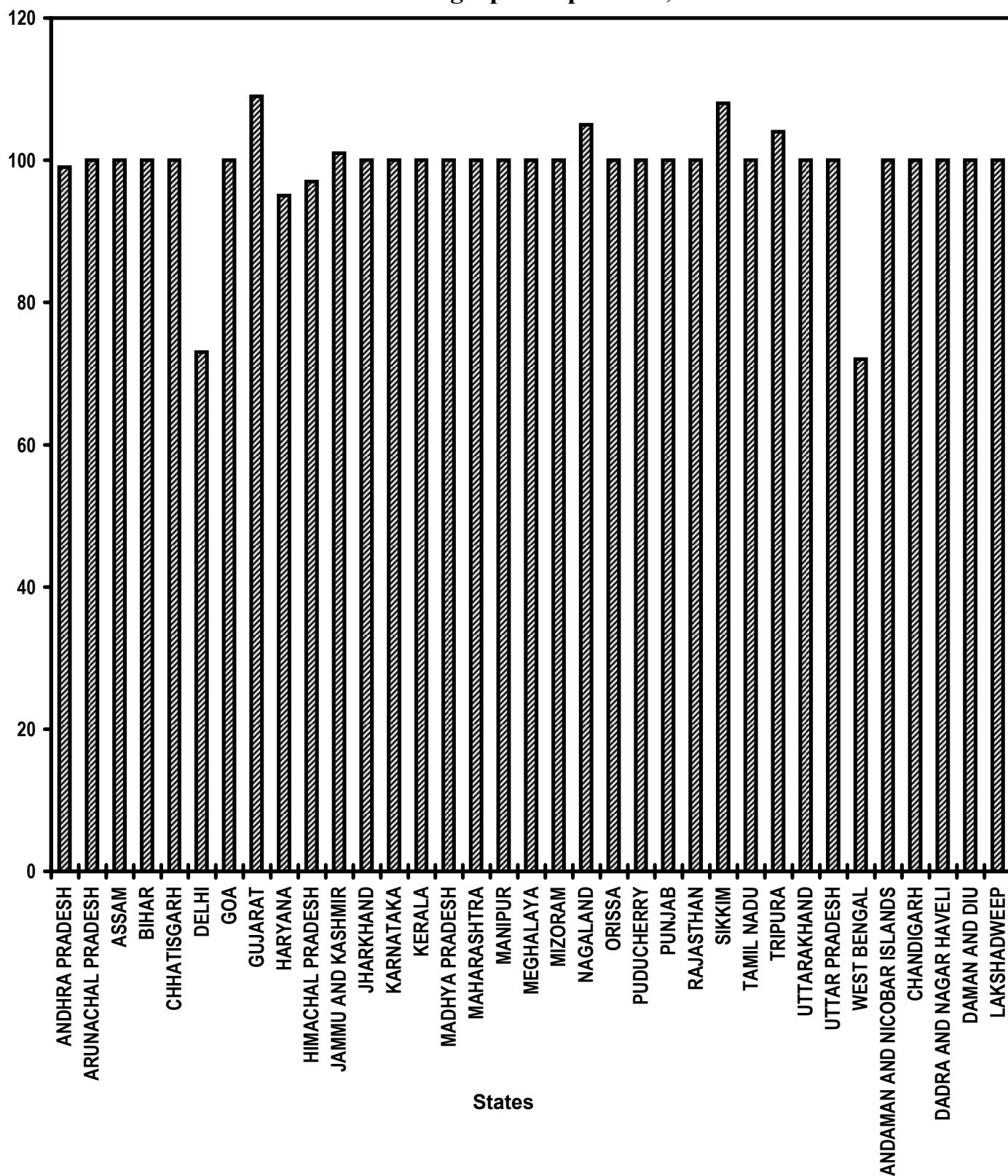


Table - 13

Universalization of ICDS Scheme
ICDS Blocks Operational (Cumulative)
 (Unit: Number)

Sl. No.	State/UT Name	Target		Achievement	Percent Achievement
		2010-2011	April,2010-September,2010	April,2010-September,2010	April,2010-September,2010
(1)	(2)	(3)	(4)	(5)	(5)/(4)
1	ANDHRA PRADESH	387	387	385	99
2	ARUNACHAL PRADESH	98	93	93	100
3	ASSAM	231	228	228	100
4	BIHAR	545	544	544	100
5	CHHATISGARH	220	163	163	100
6	DELHI	95	75	55	73
7	GOA	11	11	11	100
8	GUJARAT	336	336	366	109
9	HARYANA	148	148	140	95
10	HIMACHAL PRADESH	78	78	76	97
11	JAMMU AND KASHMIR	140	140	141	101
12	JHARKHAND	204	204	204	100
13	KARNATAKA	185	185	185	100
14	KERALA	258	163	163	100
15	MADHYA PRADESH	453	453	453	100
16	MAHARASHTRA	553	553	553	100
17	MANIPUR	42	42	42	100
18	MEGHALAYA	41	41	41	100
19	MIZORAM	27	27	27	100
20	NAGALAND	59	56	59	105
21	ORISSA	338	326	326	100
22	PUDUCHERRY	5	5	5	100
23	PUNJAB	154	154	154	100
24	RAJASTHAN	304	304	304	100
25	SIKKIM	13	12	13	108
26	TAMIL NADU	434	434	434	100
27	TRIPURA	54	54	56	104
28	UTTARAKHAND	105	105	105	100
29	UTTAR PRADESH	897	897	896	100
30	WEST BENGAL	576	576	414	72
31	ANDAMAN AND NICOBAR ISLANDS	5	5	5	100
32	CHANDIGARH	3	3	3	100
33	DADRA AND NAGAR HAVELI	2	2	2	100
34	DAMAN AND DIU	2	2	2	100
35	LAKSHADWEEP	9	9	9	100
Grand Total		7,012	6,815	6,657	98

Very Good:(90% or above of targets)

ANDHRA PRADESH, ARUNACHAL PRADESH, ASSAM, BIHAR, CHHATISGARH, GOA, GUJARAT, HARYANA, HIMACHAL PRADESH, JAMMU AND KASHMIR, JHARKHAND, KARNATAKA, KERALA, MADHYA PRADESH, MAHARASHTRA, MANIPUR, MEGHALAYA, MIZORAM, NAGALAND, ORISSA, PUDUCHERRY, PUNJAB, RAJASTHAN, SIKKIM, TAMIL NADU, TRIPURA, UTTARAKHAND, UTTAR PRADESH, ANDAMAN AND NICOBAR ISLANDS, CHANDIGARH, DADRA AND NAGAR HAVELI, DAMAN AND DIU, LAKSHADWEEP

Poor:(Below 80% of targets)

DELHI, WEST BENGAL

Functional Anganwadis (Cumulative)

% Achievement of Target
During April-September, 2010

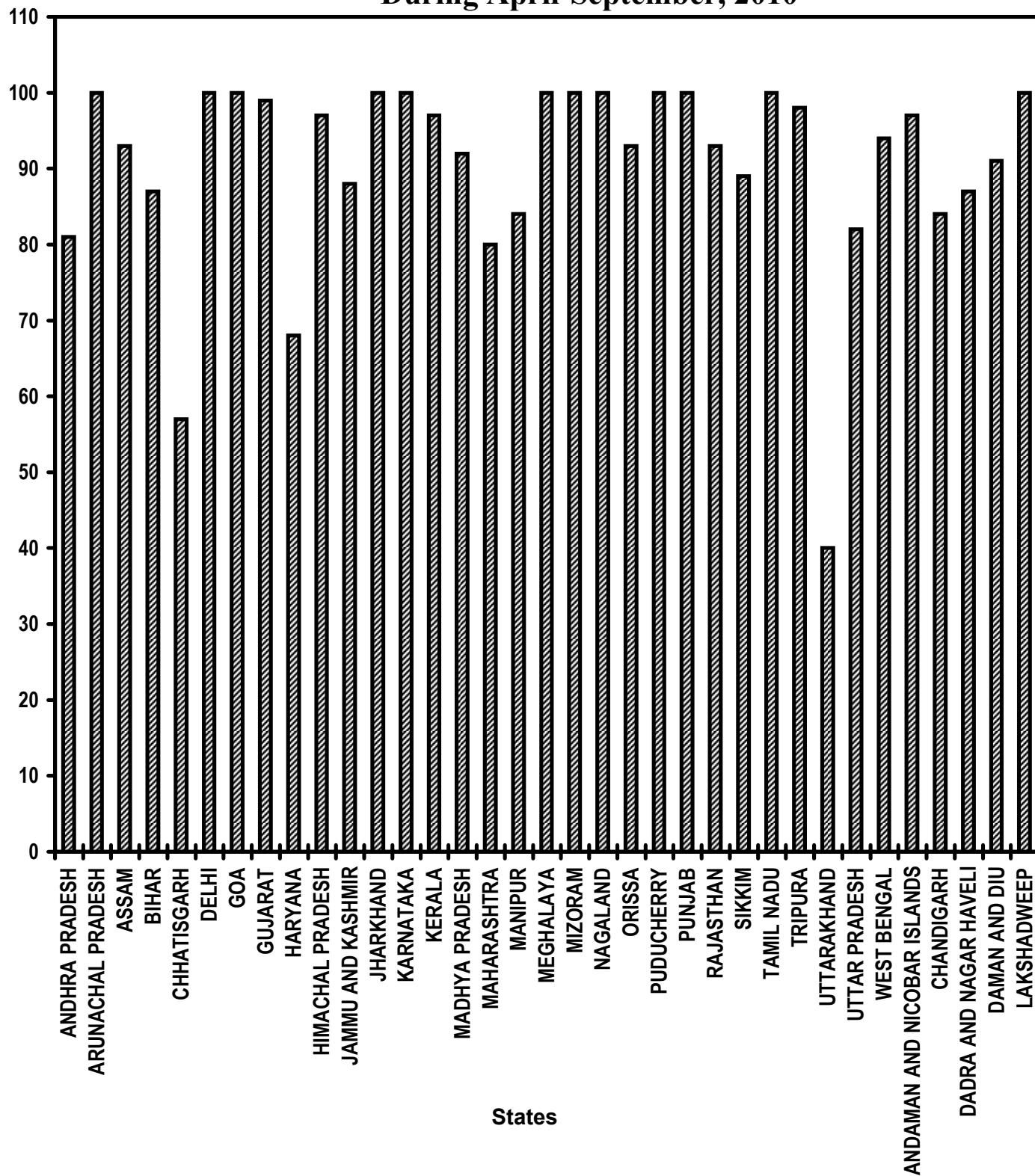


Table - 14

Functional Anganwadis
Anganwadis Functional (Cumulative)
(Unit: Number)

Sl. No.	State/UT Name	Target		Achievement	Percent Achievement
		2010-2011	April,2010-September,2010	April,2010-September,2010	April,2010-September,2010
(1)	(2)	(3)	(4)	(5)	(5)/(4)
1	ANDHRA PRADESH	91,307	91,307	73,640	81
2	ARUNACHAL PRADESH	6,225	6,028	6,028	100
3	ASSAM	62,153	59,695	55,642	93
4	BIHAR	91,968	91,968	80,211	87
5	CHHATISGARH	64,390	64,390	36,427	57
6	DELHI	11,150	6,606	6,606	100
7	GOA	1,262	1,212	1,209	100
8	GUJARAT	50,226	48,617	48,282	99
9	HARYANA	25,699	25,699	17,445	68
10	HIMACHAL PRADESH	18,925	18,925	18,341	97
11	JAMMU AND KASHMIR	28,577	28,577	25,033	88
12	JHARKHAND	38,186	38,186	38,158	100
13	KARNATAKA	63,377	63,377	63,065	100
14	KERALA	33,115	33,115	32,223	97
15	MADHYA PRADESH	90,999	90,999	83,944	92
16	MAHARASHTRA	1,10,486	1,10,486	88,372	80
17	MANIPUR	11,510	11,510	9,654	84
18	MEGHALAYA	5,115	5,115	5,110	100
19	MIZORAM	1,980	1,980	1,980	100
20	NAGALAND	3,455	3,455	3,455	100
21	ORISSA	72,873	71,134	66,296	93
22	PUDUCHERRY	788	788	788	100
23	PUNJAB	26,656	26,656	26,656	100
24	RAJASTHAN	61,119	61,119	56,972	93
25	SIKKIM	1,233	1,233	1,103	89
26	TAMIL NADU	54,439	54,439	54,439	100
27	TRIPURA	9,878	9,878	9,641	98
28	UTTARAKHAND	23,159	23,159	9,211	40
29	UTTAR PRADESH	1,87,517	1,87,517	1,53,991	82
30	WEST BENGAL	1,17,170	1,17,170	1,10,644	94
31	ANDAMAN AND NICOBAR ISLANDS	720	720	697	97
32	CHANDIGARH	500	500	420	84
33	DADRA AND NAGAR HAVELI	253	253	219	87
34	DAMAN AND DIU	107	107	97	91
35	LAKSHADWEEP	107	107	107	100
Grand Total		13,66,624	13,56,027	11,86,106	87

Very Good:(90% or above of targets)

ARUNACHAL PRADESH, ASSAM, DELHI, GOA, GUJARAT, HIMACHAL PRADESH, JHARKHAND, KARNATAKA, KERALA, MADHYA PRADESH, MEGHALAYA, MIZORAM, NAGALAND, ORISSA, PUDUCHERRY, PUNJAB, RAJASTHAN, TAMIL NADU, TRIPURA, WEST BENGAL, ANDAMAN AND NICOBAR ISLANDS, DAMAN AND DIU, LAKSHADWEEP

Good:(Between 80% to 90% targets)

ANDHRA PRADESH, BIHAR, JAMMU AND KASHMIR, MAHARASHTRA, MANIPUR, SIKKIM, UTTAR PRADESH, CHANDIGARH, DADRA AND NAGAR HAVELI

Poor:(Below 80% of targets)

CHHATISGARH, HARYANA, UTTARAKHAND

No. of Urban poor families assisted under Seven Point Charter

Poor Families Assisted

% Achievement of Target

During April-September, 2010

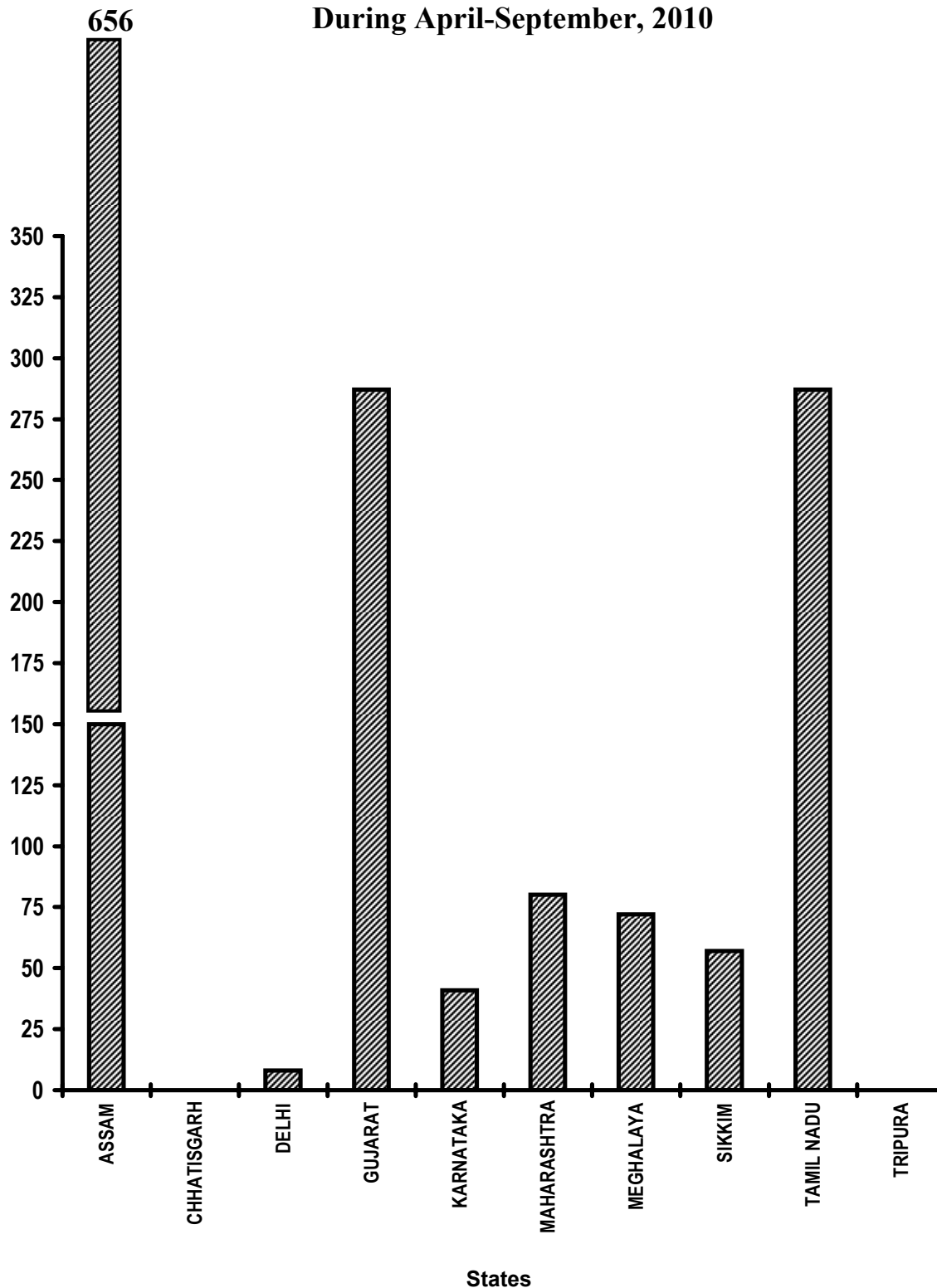


Table - 15

No. of Urban poor families assisted under Seven Point Charter
Poor Families Assisted
(Unit: Number)

		Target *		Achievement	Percent
				Achievement	Achievement
Sl. No.	State/UT Name	2010-2011	April,2010-September,2010	April,2010-September,2010	April,2010-September,2010
(1)	(2)	(3)	(4)	(5)	(5)/(4)
1	ASSAM	250	120	787	656
2	CHHATISGARH	25,000	12,500	0	0
3	DELHI	2,000	998	81	8
4	GUJARAT	1,00,000	50,000	1,43,433	287
5	KARNATAKA	31,594	15,798	6,490	41
6	MAHARASHTRA	50,037	25,017	20,016	80
7	MEGHALAYA	1,250	624	447	72
8	SIKKIM	1,200	600	340	57
9	TAMIL NADU	20,000	9,996	28,648	287
10	TRIPURA	2,380	1,190	0	0
Grand Total		2,33,711	1,16,843	2,00,242	171

Very Good:(90% or above of targets)

ASSAM, GUJARAT, TAMIL NADU

Good:(Between 80% to 90% targets)

MAHARASHTRA

Poor:(Below 80% of targets)

CHHATISGARH, DELHI, KARNATAKA, MEGHALAYA, SIKKIM, TRIPURA

* Since the target for 2010-11 have not been received from the concerned Nodal Ministry, the target for the year 2009-10 has been repeated provisionally.

Afforestation (Public and Forest Lands)

Area Covered under Plantation

% Achievement of Target

During April-September, 2010

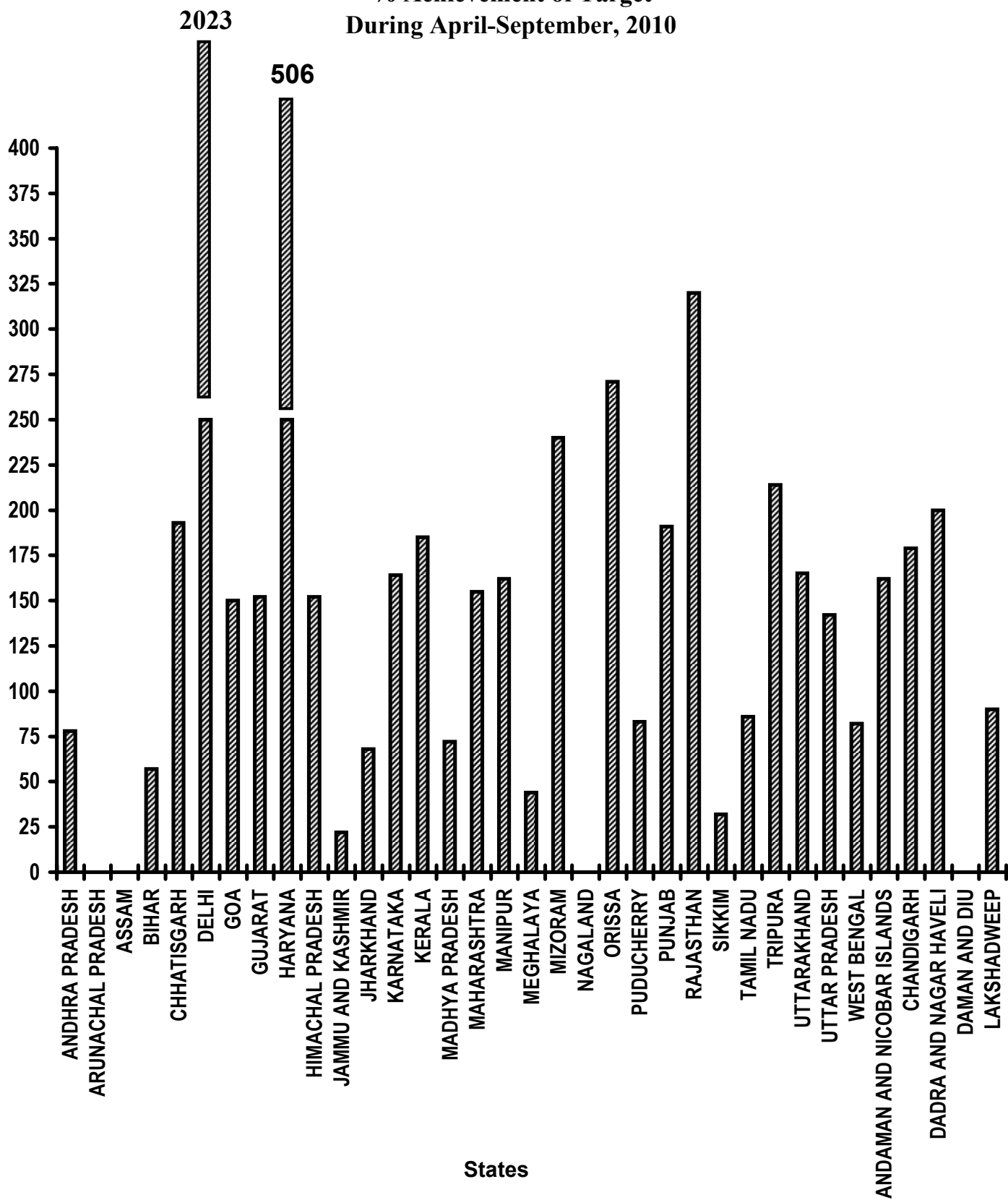


Table - 16(A)

Afforestation (Public and Forest Lands)
Area Covered under Plantation
(Unit: Hectares)

Sl. No.	State/UT Name	Target		Achievement	Percent Achievement
		2010-2011	April,2010-September,2010	April,2010-September,2010	April,2010-September,2010
(1)	(2)	(3)	(4)	(5)	(5)/(4)
1	ANDHRA PRADESH	3,40,000	1,69,998	1,32,886	78
2	ARUNACHAL PRADESH	10,000	4,998	2	0
3	ASSAM	12,000	6,000	0	0
4	BIHAR	27,000	13,500	7,758	57
5	CHHATISGARH	60,500	30,250	58,458	193
6	DELHI	100	48	971	2,023
7	GOA	550	274	412	150
8	GUJARAT	1,25,000	62,496	95,210	152
9	HARYANA	25,000	12,498	63,283	506
10	HIMACHAL PRADESH	24,000	12,000	18,214	152
11	JAMMU AND KASHMIR	28,000	13,998	3,097	22
12	JHARKHAND	50,000	24,996	17,011	68
13	KARNATAKA	1,00,000	49,998	82,010	164
14	KERALA	9,000	4,500	8,327	185
15	MADHYA PRADESH	2,70,000	1,35,000	97,382	72
16	MAHARASHTRA	1,75,000	87,498	1,35,893	155
17	MANIPUR	10,000	5,000	8,102	162
18	MEGHALAYA	3,000	1,500	655	44
19	MIZORAM	6,000	3,000	7,197	240
20	NAGALAND	6,000	3,000	0	0
21	ORISSA	1,50,000	75,000	2,03,219	271
22	PUDUCHERRY	50	24	20	83
23	PUNJAB	7,000	3,498	6,675	191
24	RAJASTHAN	44,000	22,000	70,468	320
25	SIKKIM	5,000	2,496	811	32
26	TAMIL NADU	93,000	46,500	40,214	86
27	TRIPURA	12,000	6,000	12,835	214
28	UTTARAKHAND	16,000	8,000	13,186	165
29	UTTAR PRADESH	1,00,000	50,000	70,855	142
30	WEST BENGAL	22,000	11,000	9,002	82
31	ANDAMAN AND NICOBAR ISLANDS	1,100	550	890	162
32	CHANDIGARH	300	150	268	179
33	DADRA AND NAGAR HAVELI	200	100	200	200
34	DAMAN AND DIU	30	14	0	0
35	LAKSHADWEEP	20	10	9	90
Grand Total		17,31,850	8,65,894	11,65,520	135

Very Good:(90% or above of targets)

CHHATISGARH, DELHI, GOA, GUJARAT, HARYANA, HIMACHAL PRADESH, KARNATAKA, KERALA, MAHARASHTRA, MANIPUR, MIZORAM, ORISSA, PUNJAB, RAJASTHAN, TRIPURA, UTTARAKHAND, UTTAR PRADESH, ANDAMAN AND NICOBAR ISLANDS, CHANDIGARH, DADRA AND NAGAR HAVELI, LAKSHADWEEP

Good:(Between 80% to 90% targets)

PUDUCHERRY, TAMIL NADU, WEST BENGAL

Poor:(Below 80% of targets)

ANDHRA PRADESH, ARUNACHAL PRADESH, ASSAM, BIHAR, JAMMU AND KASHMIR, JHARKHAND, MADHYA PRADESH, MEGHALAYA, NAGALAND, SIKKIM, DAMAN AND DIU

Afforestation (Public and Forest Lands)

Seedlings planted

% Achievement of Target
During April-September, 2010

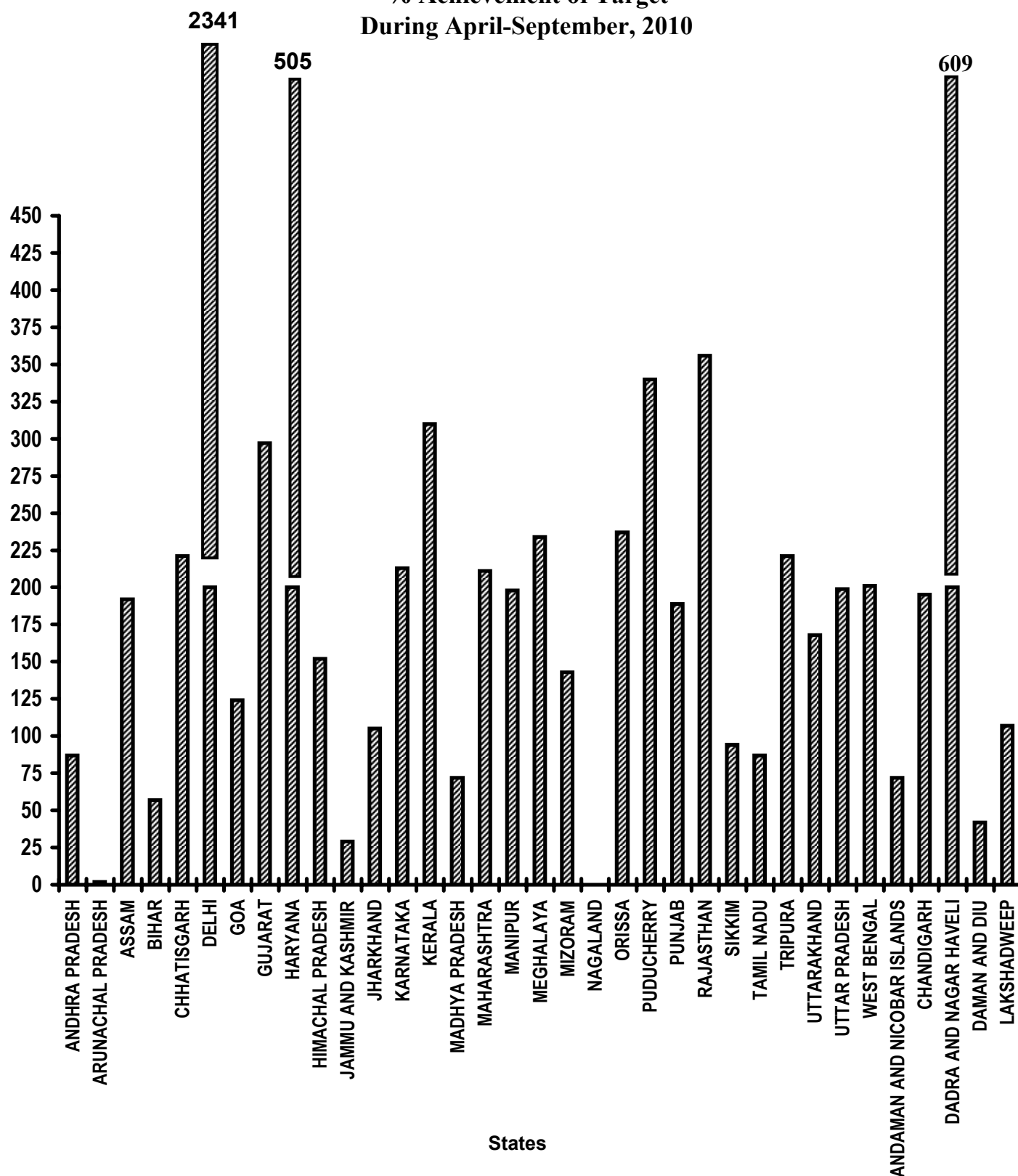


Table - 16(B)

Afforestation (Public and Forest Lands)
Seedlings planted
(Unit: Number)

Sl. No.	State/UT Name	Target		Achievement	Percent Achievement
		2010-2011	April,2010-September,2010	April,2010-September,2010	April,2010-September,2010
(1)	(2)	(3)	(4)	(5)	(5)/(4)
1	ANDHRA PRADESH	22,10,00,000	11,05,00,002	9,63,00,000	87
2	ARUNACHAL PRADESH	65,00,000	32,50,002	51,070	2
3	ASSAM	78,00,000	39,00,000	75,00,000	192
4	BIHAR	1,75,49,000	87,75,000	50,00,000	57
5	CHHATISGARH	3,85,00,000	1,92,50,000	4,24,57,000	221
6	DELHI	65,000	32,502	7,61,000	2,341
7	GOA	7,50,000	3,75,000	4,64,000	124
8	GUJARAT	8,12,50,000	4,06,24,998	12,05,05,000	297
9	HARYANA	1,62,50,000	81,25,002	4,10,20,000	505
10	HIMACHAL PRADESH	1,56,00,000	78,00,000	1,18,39,000	152
11	JAMMU AND KASHMIR	1,82,00,000	91,00,002	26,66,000	29
12	JHARKHAND	3,25,00,000	1,62,49,998	1,70,51,605	105
13	KARNATAKA	6,50,00,000	3,25,00,002	6,93,42,000	213
14	KERALA	58,50,000	29,25,000	90,61,868	310
15	MADHYA PRADESH	17,55,00,000	8,77,50,000	6,32,98,000	72
16	MAHARASHTRA	11,37,50,000	5,68,75,002	12,01,83,000	211
17	MANIPUR	65,00,000	32,50,000	64,40,800	198
18	MEGHALAYA	19,50,000	9,75,000	22,84,379	234
19	MIZORAM	39,00,000	19,50,000	27,90,065	143
20	NAGALAND	39,00,000	19,50,000	0	0
21	ORISSA	9,75,00,000	4,87,50,000	11,56,06,500	237
22	PUDUCHERRY	33,000	16,500	56,180	340
23	PUNJAB	45,50,000	22,75,002	43,00,000	189
24	RAJASTHAN	1,76,00,000	88,00,000	3,13,36,000	356
25	SIKKIM	32,50,000	16,24,998	15,32,000	94
26	TAMIL NADU	2,84,00,000	1,42,00,000	1,23,12,274	87
27	TRIPURA	78,00,000	39,00,000	86,00,000	221
28	UTTARAKHAND	1,40,00,000	70,00,000	1,17,33,000	168
29	UTTAR PRADESH	6,50,00,000	3,25,00,000	6,45,88,119	199
30	WEST BENGAL	1,43,00,000	71,50,000	1,44,04,000	201
31	ANDAMAN AND NICOBAR ISLANDS	7,15,000	3,57,500	2,55,716	72
32	CHANDIGARH	1,95,000	97,500	1,89,930	195
33	DADRA AND NAGAR HAVELI	1,30,000	65,000	3,96,000	609
34	DAMAN AND DIU	20,000	10,002	4,225	42
35	LAKSHADWEEP	13,000	6,500	6,952	107
Grand Total		1,08,58,20,000	54,29,10,512	88,43,35,683	163

Very Good:(90% or above of targets)

ASSAM, CHHATISGARH, DELHI, GOA, GUJARAT, HARYANA, HIMACHAL PRADESH, JHARKHAND, KARNATAKA, KERALA, MAHARASHTRA, MANIPUR, MEGHALAYA, MIZORAM, ORISSA, PUDUCHERRY, PUNJAB, RAJASTHAN, SIKKIM, TRIPURA, UTTARAKHAND, UTTAR PRADESH, WEST BENGAL, CHANDIGARH, DADRA AND NAGAR HAVELI, LAKSHADWEEP

Good:(Between 80% to 90% targets)

ANDHRA PRADESH, TAMIL NADU

Poor:(Below 80% of targets)

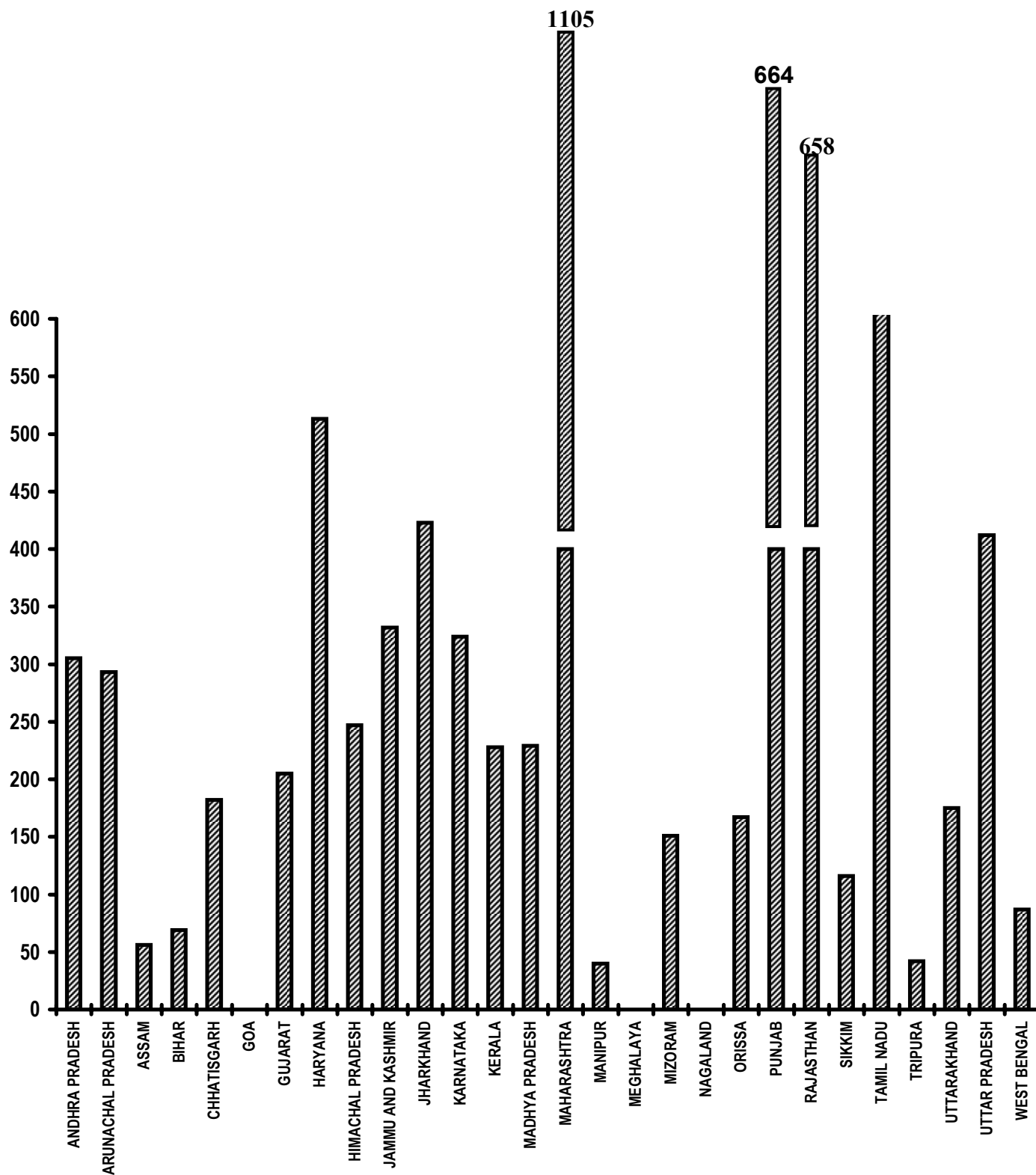
ARUNACHAL PRADESH, BIHAR, JAMMU AND KASHMIR, MADHYA PRADESH, NAGALAND, ANDAMAN AND NICOBAR ISLANDS, DAMAN AND DIU

Rural Roads - PMGSY

Length of Road Constructed

% Achievement of Target

During April-September, 2010



States

Table - 17

Rural Roads - PMGSY
Length of Road Constructed
 (Unit: Kilometer)

Sl. No.	State/UT Name	Target		Achievement	Percent Achievement
		2010-2011	April,2010-September,2010	April,2010-September,2010	April,2010-September,2010
(1)	(2)	(3)	(4)	(5)	(5)/(4)
1	ANDHRA PRADESH	1,975	493	1,506	305
2	ARUNACHAL PRADESH	178	44	129	293
3	ASSAM	1,877	470	262	56
4	BIHAR	5,344	1,336	927	69
5	CHHATISGARH	1,820	455	830	182
6	GOA	-	-	0	-
7	GUJARAT	597	150	308	205
8	HARYANA	150	38	195	513
9	HIMACHAL PRADESH	594	148	365	247
10	JAMMU AND KASHMIR	366	91	302	332
11	JHARKHAND	1,482	370	1,564	423
12	KARNATAKA	1,000	250	809	324
13	KERALA	157	40	91	228
14	MADHYA PRADESH	4,622	1,155	2,641	229
15	MAHARASHTRA	592	149	1,647	1,105
16	MANIPUR	517	130	52	40
17	MEGHALAYA	64	16	0	0
18	MIZORAM	212	53	80	151
19	NAGALAND	171	43	0	0
20	ORISSA	4,327	1,081	1,803	167
21	PUNJAB @	365	86	571	664
22	RAJASTHAN	1,005	251	1,652	658
23	SIKKIM	147	37	43	116
24	TAMIL NADU	1,020	255	1,933	758
25	TRIPURA	609	152	64	42
26	UTTARAKHAND	320	80	140	175
27	UTTAR PRADESH	2,707	677	2,791	412
28	WEST BENGAL	2,237	559	488	87
Grand Total		34,455	8,609	21,193	246

Very Good:(90% or above of targets)

ANDHRA PRADESH, ARUNACHAL PRADESH, CHHATISGARH, GUJARAT, HARYANA, HIMACHAL PRADESH, JAMMU AND KASHMIR, JHARKHAND, KARNATAKA, KERALA, MADHYA PRADESH, MAHARASHTRA, MIZORAM, ORISSA, PUNJAB, RAJASTHAN, SIKKIM, TAMIL NADU, UTTARAKHAND, UTTAR PRADESH

Good:(Between 80% to 90% targets)

WEST BENGAL

Poor:(Below 80% of targets)

ASSAM, BIHAR, MANIPUR, MEGHALAYA, NAGALAND, TRIPURA

Note: @ Targets of Punjab for 2010-11 have not received from Ministry of RD so previous year's targets repeated provisionally.

Rajiv Gandhi Grameen Vidyutikaran Yojana

Villages electrified
% Achievement of Target
During April-September, 2010

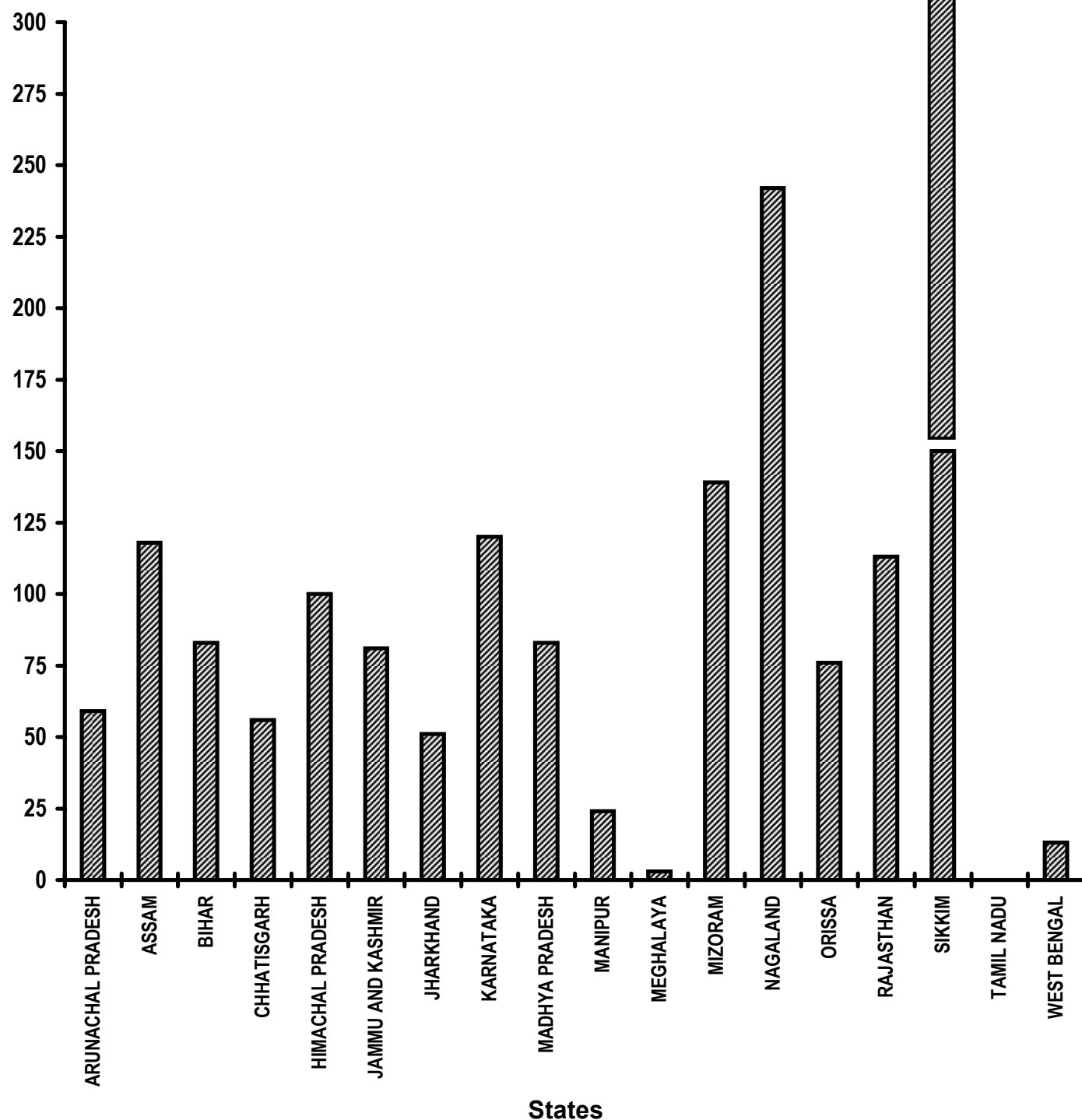


Table - 18

Rajiv Gandhi Grameen Vidyutikaran Yojana
Villages electrified
 (Unit: Number)

Sl. No.	State/UT Name	Target		Achievement	Percent Achievement
		2010-2011	April,2010-September,2010	April,2010-September,2010	April,2010-September,2010
(1)	(2)	(3)	(4)	(5)	(5)/(4)
1	ARUNACHAL PRADESH	600	300	177 *	59
2	ASSAM	2,380	1,188	1401 *	118
3	BIHAR	1,723	859	715 *	83
4	CHHATISGARH	41	18	10	56
5	HIMACHAL PRADESH	20	8	8	100
6	JAMMU AND KASHMIR	75	36	29 *	81
7	JHARKHAND	4,650	2,322	1180 *	51
8	KARNATAKA	10	5	6	120
9	MADHYA PRADESH	150	72	60 *	83
10	MANIPUR	150	72	17 *	24
11	MEGHALAYA	200	98	3	3
12	MIZORAM	40	18	25	139
13	NAGALAND	25	12	29 *	242
14	ORISSA	6,773	3,384	2,569	76
15	RAJASTHAN	550	274	310	113
16	SIKKIM	5	2	14 *	700
17	TAMIL NADU@	48	24	-	-
18	WEST BENGAL	60	30	4	13
Grand Total		17,500	8,722	6,557	75

Very Good:(90% or above of targets)

ASSAM, HIMACHAL PRADESH, KARNATAKA, MIZORAM, NAGALAND, RAJASTHAN, SIKKIM

Good:(Between 80% to 90% targets)

BIHAR, JAMMU AND KASHMIR, MADHYA PRADESH

Poor:(Below 80% of targets)

ARUNACHAL PRADESH, CHHATISGARH, JHARKHAND, MANIPUR, MEGHALAYA, ORISSA, TAMIL NADU, WEST BENGAL

* Figures taken from website (Ministry of Power)

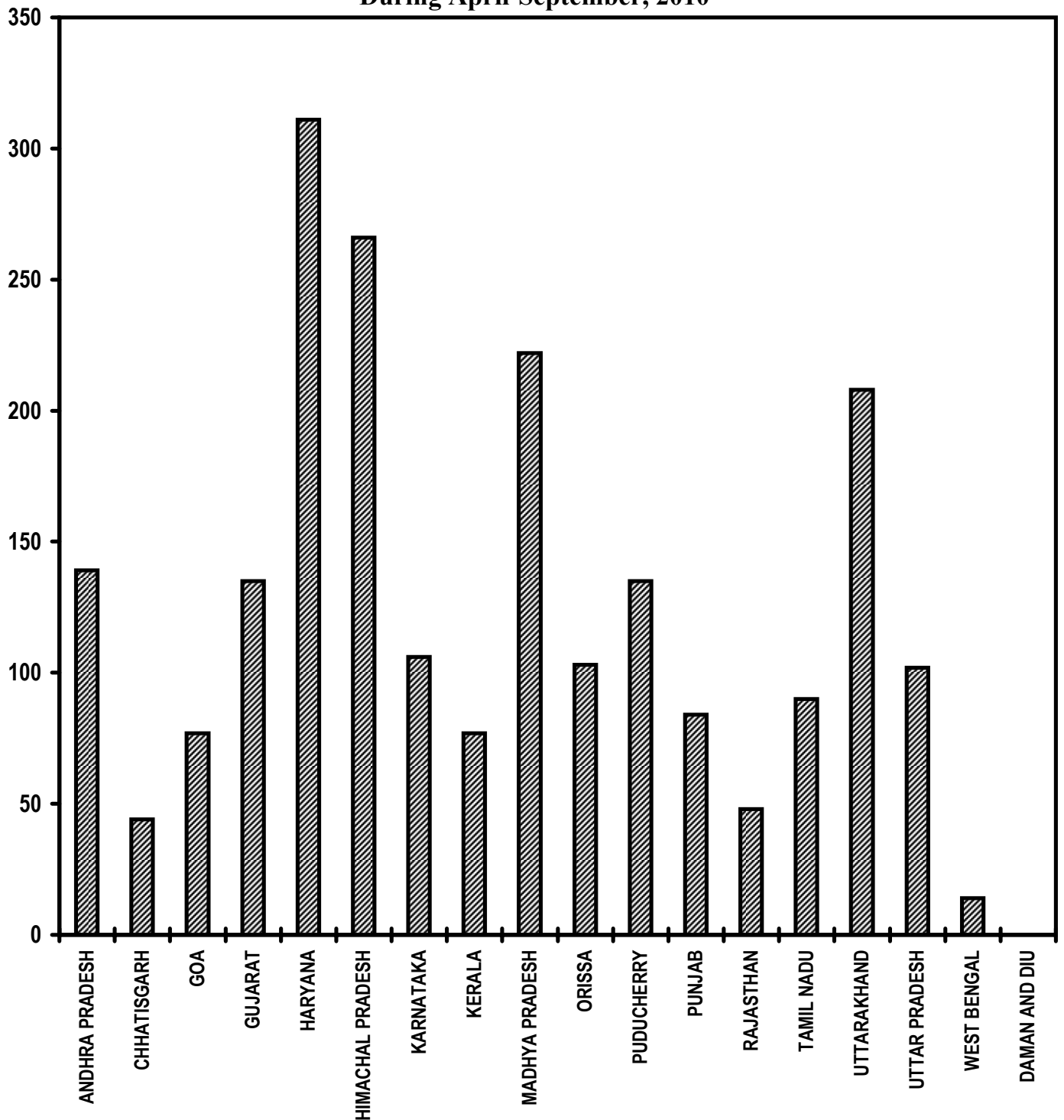
@ All village in TN had already been Electrified in March 1992, Hence the achievement for the item no. 18 B01 is "Nil"

Energising Pump sets

Pumps sets energized

% Achievement of Target

During April-September, 2010



States

Table - 19

Energising pump sets
Pumps sets energized
 (Unit: Number)

Sl. No.	State/UT Name	Target		Achievement	Percent Achievement
		2010-2011	April,2010-September,2010	April,2010-September,2010	April,2010-September,2010
(1)	(2)	(3)	(4)	(5)	(5)/(4)
1	ANDHRA PRADESH	50,000	25,000	34,723	139
2	CHHATISGARH	30,000	15,000	6,525	44
3	GOA	200	98	75	77
4	GUJARAT	20,000	9,998	13,509	135
5	HARYANA	15,000	7,500	23,314	311
6	HIMACHAL PRADESH	760	378	1,005	266
7	KARNATAKA	25400 *	12,700	13,459	106
8	KERALA	12,000	6,000	4,640	77
9	MADHYA PRADESH	8,800	4,398	9,780	222
10	ORISSA @	1,600	800	824	103
11	PUDUCHERRY	35	17	23	135
12	PUNJAB	60,000	30,000	25,056	84
13	RAJASTHAN	65,000	32,498	15,494	48
14	TAMIL NADU	17,300	8,648	7,770	90
15	UTTARAKHAND	350	174	362	208
16	UTTAR PRADESH	22058 *	11,028	11,254	102
17	WEST BENGAL	422	210	30	14
18	DAMAN AND DIU	25	12	0	0
Grand Total		3,28,950	1,64,459	1,67,843	102

Very Good:(90% or above of targets)

ANDHRA PRADESH, GUJARAT, HARYANA, HIMACHAL PRADESH, KARNATAKA, MADHYA PRADESH, ORISSA, PUDUCHERRY, TAMIL NADU, UTTARAKHAND, UTTAR PRADESH

Good:(Between 80% to 90% targets)

PUNJAB

Poor:(Below 80% of targets)

CHHATISGARH, GOA, KERALA, RAJASTHAN, WEST BENGAL, DAMAN AND DIU

* Revised targets received from Ministry of power

@ Targets of Orissa have not been received from the concerned Nodal Ministry, so the target for the year 2009-10 has been repeted provisionally.

Supply of Electricity

Electricity supplied

% Achievement of Target
During April-September, 2010

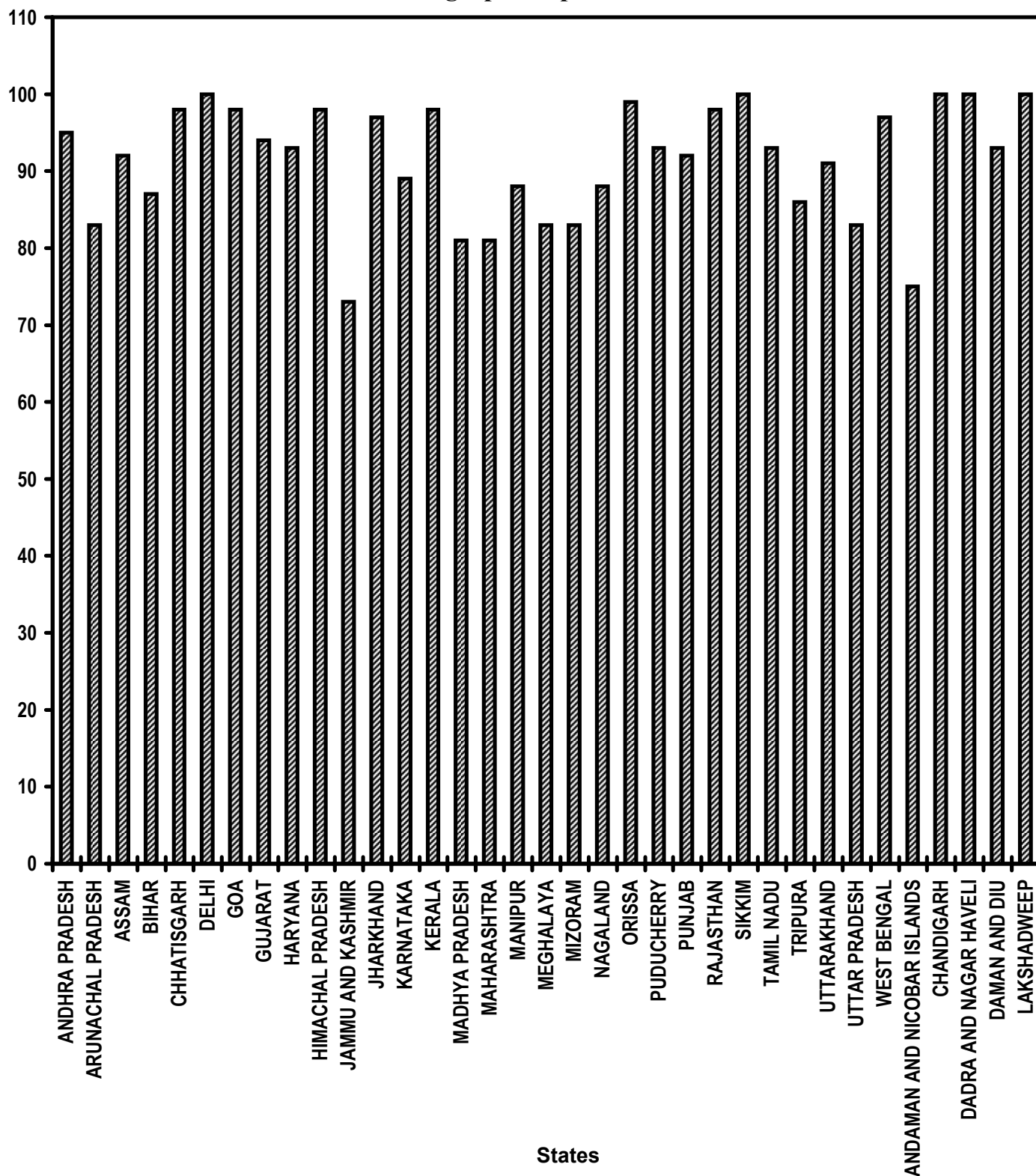


Table - 20

Supply of Electricity

Sl. No.	State/UT Name	Electricity demanded (Million Units) April,2010- September,2010	Electricity supplied (Million Units) April,2010- September,2010	Shortage observed (Million Units) April,2010- September,2010	Percentage of Electricity Supplied
(1)	(2)	(3)	(4)	(5)	(6)
1	ANDHRA PRADESH	39,236	37,141	2,095	95
2	ARUNACHAL PRADESH	242	202	40	83
3	ASSAM	2,823	2,591	232	92
4	BIHAR	6,276	5,451	825	87
5	CHHATISGARH	5,194	5,079	115	98
6	DELHI	15,062	15,008	54	100
7	GOA	1,573	1,536	37	98
8	GUJARAT	34,205	32,253	1,952	94
9	HARYANA	18,017	16,727	1,290	93
10	HIMACHAL PRADESH	3,687	3,604	83	98
11	JAMMU AND KASHMIR	6,586	4,838	1,748	73
12	JHARKHAND	2,992	2,898	94	97
13	KARNATAKA	23,715	21,151	2,564	89
14	KERALA	8,799	8,652	147	98
15	MADHYA PRADESH	20,110	16,377	3,733	81
16	MAHARASHTRA	62,989	51,075	11,914	81
17	MANIPUR	275	241	34	88
18	MEGHALAYA	731	608	123	83
19	MIZORAM	170	141	29	83
20	NAGALAND	297	261	36	88
21	ORISSA	11,317	11,255	62	99
22	PUDUCHERRY	1,098	1,023	75	93
23	PUNJAB	26,156	24,180	1,976	92
24	RAJASTHAN	20,606	20,285	321	98
25	SIKKIM	161	161	0	100
26	TAMIL NADU	40,907	38,110	2,797	93
27	TRIPURA	465	402	63	86
28	UTTARAKHAND	4,897	4,478	419	91
29	UTTAR PRADESH	38,666	32,020	6,646	83
30	WEST BENGAL	19,660	19,081	579	97
31	ANDAMAN AND NICOBAR ISLANDS	120	90	30	75
32	CHANDIGARH	861	861	0	100
33	DADRA AND NAGAR HAVELI	2,183	2,181	2	100
34	DAMAN AND DIU	1,056	983	73	93
35	LAKSHADWEEP	12	12	0	100
Grand Total		4,21,144	3,80,956	40,188	90

Very Good:(90% or above of targets)

ANDHRA PRADESH, ASSAM, CHHATISGARH, DELHI, GOA, GUJARAT, HARYANA, HIMACHAL PRADESH, JHARKHAND, KERALA, ORISSA, PUDUCHERRY, PUNJAB, RAJASTHAN, SIKKIM, TAMIL NADU, UTTARAKHAND, WEST BENGAL, CHANDIGARH, DADRA AND NAGAR HAVELI, DAMAN AND DIU, LAKSHADWEEP

Good:(Between 80% to 90% targets)

ARUNACHAL PRADESH, BIHAR, KARNATAKA, MADHYA PRADESH, MAHARASHTRA, MANIPUR, MEGHALAYA, MIZORAM, NAGALAND, TRIPURA, UTTAR PRADESH

Poor:(Below 80% of targets)

JAMMU AND KASHMIR, ANDAMAN AND NICOBAR ISLANDS

LISTOF ITEMS COVERED UNDER (TPP) - 2006

Point No.	Item No.	Name of the Points/Items
I.		Garibi Hatao [Poverty Eradication]
		Rural Areas
	1.	Employment generation under the <i>Mahatma Gandhi National Rural Employment Guarantee Act (MGNREGA)</i>
	2.	Swaranjayanti Gram Swarajgar Yojana
	3.	Rural Business Hubs in Partnership with Panchayats
	4.	Self help Groups
		Urban Areas
	5.	Swaranjayanti Shehari Rojgar Yojana
II.		Jan Shakti (Power to People)
	6.	Local Self Government (Panchayati Raj and Urban Local Bodies) <ul style="list-style-type: none"> - Activity Mapping for devolution of functions - Budget Flow of Funds - Assignment of Functionaries
	7.	Quick and Inexpensive Justice – Gram Nyayalayas and Nyaya Panchayats.
	8.	District Planning Committees.
III.		Kisan Mitra [Support to Farmers]
	9.	Water shed development
	10.	Marketing and infrastructural support to farmers
	11.	Irrigation facilities (including minor and micro irrigation) for agriculture
	12.	Credit to farmers
	13.	Distribution of waste land to the landless
IV.		Shramik Kalyan [Labour Welfare]
	14.	Social Security for Agricultural and Unorganised Labour
	15.	Minimum Wages Enforcement (including Farm Labour)
	16.	Prevention of Child Labour
	17.	Welfare of Women Labour
V.		Khadya Suraksha [Food Security]
	18.	Food Security: <ul style="list-style-type: none"> (i) Targeted Public Distribution system, (ii) Antyodaya Anna Yojana, (iii) Establishing Grain banks in chronically food scarcity areas
VI.		Subke Liye Aawas [Housing for All]
	19	Rural Housing - Indira Awaas Yojana
	20.	EWS/LIG Houses in Urban Areas

Contd.....

Point No.	Item No.	Name of the Points/Items
VII.		Shudh Peya Jal [Clean Drinking Water]
	21.	Rural Areas. - Accelerated Rural Water Supply Programme
	22.	Urban Areas: - Accelerated Urban Water Supply Programme
VIII.		Jan Jan Ka Swasthya [Health for All]
	23.	Control and prevention of major diseases: (a) HIV/AIDS (b) TB (c) Malaria (d) Leprosy (e) Blindness
	24.	National Rural Health Mission
	25.	Immunisation of Children
	26.	Sanitation Programme in - Rural Areas - Urban areas
	27.	Institutional Delivery
	28.	Prevention of Female Foeticide
	29.	Supplementary nutrition for Mothers and Children
	30.	Two Child norms
IX.		Sabke Liye Shiksha [Education for All]
	31.	Sarv Shiksha Abhiyan - Compulsory Elementary Education
	32.	Mid Day Meal Scheme
X.		Anusuchit Jaati, Jan Jaati, Alp-sankhyak evam Anya Pichhra Varg Kalyan [Welfare of Scheduled Castes, Scheduled Tribes, Minorities and OBCs]
	33.	SC Families Assisted
	34.	Rehabilitation of Scavengers
	35.	ST Families Assisted
	36.	Rights of Forest dwellers – Owners of minor forest produce
	37.	Particularly Vulnerable Tribal Groups (PTGs)
	38.	No alienation of Tribal lands
	39.	Implementation of Panchayats (Extension to Scheduled Areas) Act [PESA]
	40.	Welfare of Minorities
	41.	Professional education among all minority communities
	42.	Reservation of OBCs in - Education - Employment
XI.		Mahila Kalyan [Women Welfare]
	43.	Financial Assistance for Women Welfare
	44.	Improved participation of women in (a) Panchayats (b) Municipalities (c) State Legislatures (d) Parliament

Contd.....

Point No.	Item No.	Name of the Points/Items
XII.		Bal Kalyan (Child Welfare)
	45.	Universalisation of ICDS Scheme
	46.	Functional Anganwadis
XIII.		Yuva Vikas [Youth Development]
	47.	Sports for all in Rural and Urban areas
	48.	Rashtriya Sadbhavana Yojana
	49.	National Service Scheme
XIV.		Basti Sudhar [Improvement of Slums]
	50.	Number of Urban poor families assisted under seven point charter viz. land tenure, housing at affordable cost, water, sanitation, health, education, and social security.
XV.		Paryavaran Sanrakshan evam Van Vridhi [Environment Protection and Afforestation]
	51.	Afforestation (a) Area Covered under Plantation on - Public and Forest Lands (b) Number of Seedlings planted on -Public and Forest Lands
	52.	Prevention of pollution of Rivers and water bodies
	53.	Solid and liquid waste management in - Rural Areas - Urban Areas
XVI.		Samajik Suraksha [Social Security]
	54.	Rehabilitation of handicapped and orphans.
	55.	Welfare of the aged
XVII.		Grameen Sadak [Rural Roads]
	56.	Rural Roads - PMGSY
XVIII.		Grameen Oorja [Energization of Rural Area]
	57.	Bio-diesel Production
	58.	Rajiv Gandhi Grameen Vidyutikaran Yojana
	59.	Renewable Energy
	60.	Energising Pump sets
	61.	Supply of Electricity
	62.	Supply of Kerosene and LPG
XIX.		Pichhara Kshetra Vikas [Development of Backward Areas]
	63.	Backward Regions Grants Fund
XX.		e- Shasan [IT enabled e-Governance]
	64.	Central and State Governments
	65.	Panchayats and Municipalities

ABBREVIATIONS USED

AAY	Antyodaya Anna Yojana
ARWSP	Accelerated Rural Water Supply Programme
DDRS	Deen Dayal Rehabilitation Scheme
EWS	Economically Weaker Section
IAY	Indira Awaas Yojana
ICDS	Integrated Child Development Scheme
LIG	Low Income Group
MWE	Minimum Wages Enforcement
NC	Not Covered
NREGS	National Rural Employment Guarantee Scheme
PC	Partially Covered
PMGSY	Prime Minister Grameen Sadak Yojana
SC	Scheduled Caste
RGGVY	Rajiv Gandhi Grameen Vidyutikaran Yojana
SGRY	Sampoorna Grameen Rojgar yojana
SGSY	Swaranjanayati Gram Swarojgar Yojana
SHG	Self Help Groups
ST	Scheduled Tribe
TPDS	Targeted Public Distribution system