

**TWENTY POINT PROGRAMME-2006**  
**PROGRESS REPORT**  
**FOR**  
**APRIL- AUGUST, 2007**



**GOVERNMENT OF INDIA**  
**MINISTRY OF STATISTICS AND PROGRAMME IMPLEMENTATION**  
**SARDAR PATEL BHAWAN, SANSAD MARG,**  
**NEW DELHI-110 001**

**Website: [www.mospi.gov.in](http://www.mospi.gov.in)**

# CONTENTS

	<b>Page No.</b>
I. Introduction	i
II. List of Twenty Points	ii
III. List of Monthly Monitored Items	iii
IV. List of items identified tentatively for ranking	iv
V. Status of receipt of targets for Monthly Monitored items	v
VI. List of items under TPP-2006 yet to be operationalised	viii

## PART-I

### Overall Performance Analysis

VII. Progress Report	1
VIII. Highlights	3
Table - A - All India Performance	5
Table- B - State Wise Performance	7
Table- C - State Wise and Item Wise Performance	13
Table- D- Score Card and Ranking of States	22

## PART- II

### Performance Tables

<b>Table No.</b>	<b>Description of Item</b>	
1	Employment Generation - NREG Scheme	25
2	Swaranjayanti Gram Swarojgar Yojana (SGSY)	26
3	Sampoorna Gramin Rozgar Yojana – SGRY	28
4(A)	SHGs Formed under SGSY	29
4 (B)	SHGs to whom income generating activities provided	30
5	Distribution of waste land to the landless	32
6 (A)	Minimum Wages Enforcement (Including Farm Labour) (i) Inspections made(ii) Irregularities detected(iii) Irregularities rectified	33
6(B)	Minimum Wages Enforcement (Including Farm Labour) (i) Claims filed (ii) Claims settled	34
6 (c)	Minimum Wages Enforcement (Including Farm Labour) (i) Prosecution cases pending (ii) Prosecution cases filed(iii) Prosecution cases decided	35
7(A)	Targeted Public Distribution System	36
7(B)	Antodaya Anna Yojana	38
8	Rural Housing - Indira Awaas Yojana	40
9	EWS/LIG Houses in Urban Areas	42
10(A)	Rural Areas - ARWSP Habitations (NC/PC) covered	43
10(B)	Slipped back habitations with water quality problem covered	45
11(A)	Immunisation of Children- Routine Immunisation comprising of DPT, Polio, BCG and Measles- Infants Immunised	47
11(B)	Pulse Polio Immunisation Programme- Infants Immunised	49

Contd...

<b>Table No.</b>	<b>Description of Item</b>	<b>Page No.</b>
12	Sanitation Programme in Rural Areas	50
13	Institutional Delivery	51
14	SC Families Assisted	52
15	ST Families Assisted	54
16	Universalization of ICDS Scheme	55
17	Functional Anganwadis	57
18	No. of Urban poor families assisted under Seven Point Charter	59
19(A)	Afforestation- Area Covered under Plantation- (Public and Forest Lands)	60
19(B)	Afforestation- Seedlings planted – (Public and Forest Lands)	62
20(A)	Rehabilitation of Handicapped and Orphans: Deen Dayal Rehabilitation Scheme- Beneficiaries	64
	- Rehabilitation of Handicapped and Orphans: Assistance to Disabled persons for purchase/fitting of Aids and Appliances	-
	- Beneficiaries	-
20(B)	Rehabilitation of Handicapped and Orphans: Orphans assisted in country and inter country adoptions	65
21	Welfare of the aged	66
22	Rural Roads – PMGSY	67
23	Rajiv Gandhi Grameen Vidyutikaran Yojana	69
24	Energising pump sets	71
25	Supply of Electricity	73

#### **Annexures**

- SC, ST, Women and Disabled Swarozgaries Assisted under SGSY      Annexure -I
- Employment Generated for SC, ST and Women under SGRY      Annexure -II
- Waste land distributed to SC, ST and Others      Annexure -III
- List of 66 items to be monitored under TPP-2006      Annexure -IV
- Abbreviations used      Annexure -V

# Twenty Point Programme – 2006

## An Introduction

The Twenty Point Programme (TPP) was launched by the Government of India in 1975 and restructured in 1982 and again in 1986. Over the years, the need for restructuring the Programme has been felt in the light of our achievements and experiences, as well as the introduction of several new policies and programmes by the Government of India. Although the TPP has been in existence for the last 30 years, it is still relevant today as the desired objectives of eradication of poverty and improvement in the quality of life of the common man have yet to be completely attained.

2. TPP-86 has now been restructured and is called Twenty Point Programme-2006 (TPP-2006). The programmes and schemes under the TPP-2006 are in harmony with the priorities contained in the National Common Minimum Programme (NCMP), the Millennium Development Goals (MDGs) of the United Nations and SAARC Social Charter. The original nomenclature, namely the Twenty Point Programme, which has been in existence for the past three decades, and carries the stamp of familiarity among the people and administrative agencies, has been retained.

3. TPP-2006 has Points for the benefit of both the rural and urban people. Its thrust is towards programmes for eradicating poverty and improving the quality of life of the poor and the under-privileged people all over the country. The programme covers various socio economic aspects like poverty, employment, education, housing, health, agriculture, land reforms, irrigation, drinking water, protection and empowerment of weaker sections, consumer protection, environment, e-Governance, etc.

4. TPP-2006 has 20 Points and 66 items. All the 66 items of TPP-2006 (list at *Annexure-IV*) are not amenable to reporting on monthly basis. Also, some of the schemes/programmes are yet to be operationalised by the Central Nodal Ministries concerned. These items will be monitored only after the schemes concerning them come into existence and their frequency of monitoring will be decided later. Out of the 66 items, 25 items will be monitored on monthly basis. Remaining items will be monitored on annual basis as the information in respect of these items will be made available on annual basis by the concerned Ministries. Out of 25 monthly monitored items, the performance in respect of 21 items shall be provided by the States/UTs and in respect of 4 items by the concerned Nodal Ministries. For the purpose of ranking, the performance of States on monthly basis in respect of 18 tentatively identified items/parameters have been evaluated.

5. The three-tier monitoring mechanism in TPP-1986 at District, State and Central level has been widened in TPP-2006 by including Block level monitoring. This will ensure proper and timely implementation of programmes/schemes by effective monitoring. State Governments/UT Administrations have been requested to ensure that the monitoring committees at various levels are put in place, where they do not exist. The comprehensive Guidelines on TPP-2006 have been issued and hoisted on the website ([www.mospi.gov.in](http://www.mospi.gov.in)) of this Ministry.

# **Twenty Point Programme – 2006**

## **Twenty Points**

1. Garibi Hatao [Poverty Eradication]
2. Jan Shakti (Power to People)
3. Kisan Mitra [Support to Farmers]
4. Shramik Kalyan [Labour Welfare]
5. Khadya Suraksha [Food Security ]
6. Subke Liye Aawas [Housing for All]
7. Shudh Peya Jal [Clean Drinking Water]
8. Jan Jan Ka Swasthya [Health for All]
9. Sabke Liye Shiksha [Education for All]
10. Anusuchit Jaati, Jan Jaati, Alp-sankhyak evam  
Anya Pichhra Varg Kalyan [Welfare of Scheduled Castes,  
Scheduled Tribes, Minorities and OBCs]
11. Mahila Kalyan [Women Welfare]
12. Bal Kalyan [Child Welfare]
13. Yuva Vikas [Youth Development]
14. Basti Sudhar [Improvement of Slums]
15. Paryavaran Sanrakshan evam Van Vridhi  
[Environment Protection and Afforestation]
16. Samajik Suraksha [Social Security]
17. Grameen Sadak [Rural Roads]
18. Grameen Oorja [Energization of Rural Area]
19. Pichhara Kshetra Vikas [Development of Backward Areas]
20. e- Shasan [IT enabled e-Governance]

# **Twenty Point Programme – 2006**

## **Monthly Monitored Items**

1. Employment generation under the National Rural Employment Guarantee Scheme
2. Swaranjayanti Gram Swarojgar Yojana
3. Sampoorna Grameen Rojgar Yojana
4. Self help Groups
5. Distribution of Waste land to landless
6. Minimum Wages Enforcement (including Farm Labour)
7. Food security:
  - (i) Targeted Public Distribution system,
  - (ii) Antodaya Anna Yojana,
8. Rural Housing - Indira Awaas Yojana
9. EWS/LIG Houses in Urban Areas
10. Rural Areas.  
- Accelerated Rural Water Supply Programme
11. Immunisation of Children
12. Sanitation Programme in Rural Areas
13. Institutional Delivery
14. SC Families Assisted
15. ST Families Assisted
16. Universalisation of ICDS Scheme
17. Functional Anganwadis
18. Number of Urban poor families assisted under seven point charter viz. land tenure, housing at affordable cost, water, sanitation, health, education, and social security.
19. Afforestation:
  - (a) Area Covered under Plantation on - Public and Forest Lands
  - (b) Number of Seedlings planted on -Public and Forest Lands
20. Rehabilitation of handicapped and orphans.
21. Welfare of the aged
22. Rural Roads - PMGSY
23. Rajiv Gandhi Grameen Vidyutikaran Yojana
24. Energising Pump sets
25. Supply of Electricity

# **Twenty Point Programme – 2006**

## **Items tentatively identified for ranking**

**For the purpose of ranking the performance of States under TPP-2006 on monthly basis, the following 18 items/Parameters have been tentatively identified.**

- 1. Total Swarozgaries Assisted under SGSY**
- 2. SHGs to whom income generating activities provided**
- 3. Food security:**
  - (i) Targeted Public Distribution System,**
  - (ii) Antodaya Anna Yojana,**
- 4. Rural Housing - Indira Awaas Yojana**
- 5. EWS/LIG Houses in Urban Areas**
- 6. Rural Areas:**
  - (i) Accelerated Rural Water Supply Programme -Habitation covered (NC &PC)**
  - (ii) Slipped back Habitations with water quality problems-ARWSP**
- 7. Immunisation of Children**
- 8. SC Family Assisted**
- 9. Universalisation of ICDS Scheme**
- 10. Functional Anganwadis**
- 11. Afforestation:**
  - (a) Area Covered under Plantation on - Public and Forest Lands**
  - (b) Number of Seedlings planted on -Public and Forest Lands**
- 12. Rural Roads - PMGSY**
- 13. Rajiv Gandhi Grameen Vidyutikaran Yojana (RGGVY)**
- 14. Energising Pump sets**
- 15. Supply of Electricity**

## Status of receipt of targets for Monthly Monitored items under TPP-2006

Sl. No.	Name of the item	Parameters/ indicators	Whether targetable / non targetable	Whether targets have been received	Nodal Ministry
1	Employment generation under the National Rural Employment Guarantee Scheme	(i) No. of job card issued (ii) Employment generated (iii) Wages given	Non targetable	-	Ministry of Rural Development
2	Swaranjayanti Gram Swarojgar Yojana	Individual Swarozgaries Assisted (i) Total (ii) SC (iii) ST (iv) Women (v) Disabled person	Targetable	Yes	-do-
3	Sampoorna Grameen Rojgar Yojana	Employment Generated (i) Total (ii) SC (iii) ST (iv) Women	Non targetable	-	-do-
4	Self help Groups	SHGs under SGSY  - SHGs formed  - SHGs to whom income generating activities provided	Non targetable  Targetable	No  Yes	-do-  -do-
5	Distribution of waste land to the landless	Waste Land distributed (i) Total (ii) SC (iii) ST (iv) Others	Targetable	No	-do-
6	Rural Housing - Indira Awaas Yojana	Houses sanctioned	Targetable	Yes	-do-
7	Rural Areas - Accelerated Rural Water Supply Programme	(i) Habitations covered (NC/PC)  (ii) Slipped back Habitations covered Habitations with water quality problem covered	Targetable  Targetable	Yes (Targets received in respect of only fourteen States) Yes	-do-  -do-
8	Sanitation Programme in Rural Areas	Individual Household latrines constructed	@	No	-do-

@: Final decision to be taken in consultation with the concerned Nodal Ministry.



Sl. No.	Name of the item	Parameters/ indicators	Whether targetable / non targetable	Whether targets have been received	Nodal Ministry
9	Rural Roads – PMGSY	Length of Road Constructed	Targetable	Yes	-do-
10.	Minimum Wages Enforcement (including Farm Labour)	Agriculture and Farm workers (i) Inspections made (ii) Irregularities detected (iii) Irregularities rectified (iv) Claims filed (v) claims settled (vi) Prosecution cases pending (vii) Prosecution cases filed (viii) Prosecution cases decided (b) others	Non targetable	-	Ministry of Labour & Employment
11.	Food security: (i) Targeted Public Distribution system (ii) Antodaya Anna Yojana	Allocation of Food Grains to States/UTs	Targetable	Yes	Ministry of Consumer Affairs
		Allocation of Food Grains to States/UTs	-do-	Yes	-do-
12	Immunisation of Children	(i) Routine Immunisation comprising of Tetnus, DPT, Polio, BCG and Measles	Targetable	Yes	Ministry of Health & Family Welfare
		(ii) Pulse Polio Immunisation Programme	Targetable	No	-do-
13	Institutional Delivery	Delivery in Institutions	@	No	-do-
14.	SC Families Assisted	SC Families Assisted	Targetable	Yes	M/o Social Justice and Empowerment
15	Welfare of the aged	Under the Scheme – Integrated Programme for older persons – (i) Beneficiaries under Day-care Homes (i) Beneficiaries under Old-age Homes	@	No	-do-

@: Final decision to be taken in consultation with the concerned Nodal Ministry.

Sl. No.	Name of the item	Parameters/ indicators	Whether targetable / non targetable	Whether targets have been received	Nodal Ministry
16	Rehabilitation of handicapped and orphans	Rehabilitation of handicapped (i) Deen Dayal Rehabilitation Scheme - Beneficiaries (ii) Assistance to Disabled persons for purchase/fitting of Aids and Appliances - Beneficiaries Rehabilitation of Orphans (i) Assistance to Home for Children (Shishu Greh) - In country adoptions  -Inter country adoptions	@  Targetable  Non Targetable	No  Yes (State wise targets not received) -	M/o Social Justice and Empowerment  Ministry of Women and Child Development  -do-
17	ST Families Assisted	ST Families Assisted	Targetable	Yes (State-wise targets not received)	Ministry of Tribal Affairs
18	Universalisation of ICDS Scheme	ICDS Blocks Operational (Cumulative)	Targetable	Yes	Ministry of Women and Child Development
19.	Functional Anganwadis	Anganwadis Functional (cumulative) (i) Children covered@ (ii)Malnutrition cases noticed @	Targetable	Yes	-do-
20	EWS/LIG Houses in Urban Areas	Houses sanctioned	Targetable	Yes (Targets received in respect of only eleven States)	M/o Housing and Urban Poverty Alleviation
21	Number of Urban poor families assisted under seven point charter viz. land tenure, housing at affordable cost, water, sanitation, health, education, and social security.	Poor Families Assisted	Targetable	Yes (Targets received in respect of only two States)	-do-

@: Final decision to be taken in consultation with the concerned Nodal Ministry.

Sl. No.	Name of the item	Parameters/ indicators	Whether targetable / non targetable	Whether targets have been received	Nodal Ministry
22	Afforestation (a) Area Covered under Plantation on - Public and Forest Lands	(a) Area Covered under Plantation on - Public and Forest Lands	Targetable	Yes	Ministry of Environment and Forest
	(b) Number of Seedlings planted on -Public and Forest Lands	(b) Number of Seedlings planted on -Public and Forest Lands	Targetable	Yes	-do-
23	Rajiv Gandhi Grameen Vidyutikaran Yojana	Villages electrified	Targetable	Yes	Ministry of Power
24	Energising Pump sets	Pumpsets Energised	Targetable	Yes	-do-
25	Supply of Electricity	Electricity demanded	Targetable	Yes	-do-

### List of items where the concerned schemes are yet to be operationalised

- (i) Quick and inexpensive justice – Gram Nyayalayas and Nyaya Panchayats.
- (ii) Social Security for Agricultural and Unorganized Labour
- (iii) Reservation of OBCs in Education
- (iv) Sports for all in Rural and Urban Areas
- (v) IT enabled e-Governance for Panchayats and Municipalities

### List of items which have been operationalised subsequently

(1) *Rural Business Hubs in Partnership with Panchayats*: Rural Business Hubs as a Centrally Sponsored Scheme has been approved during August-2007. The parameter/indicator to be monitored on annual basis is the “number of MOUs signed under various schemes”.

(2) *Rehabilitation of Scavengers*: The Self Employment Scheme for “Rehabilitation of Manual Scavengers” (SRMS) has become operational w.e.f. 9<sup>th</sup> January, 2007. The parameter/indicator to be monitored on annual basis is the “number of manual scavenges and their dependents assisted for rehabilitation”.

(3) *Rights of Forest dwellers – Owners of minor forest produce*: The Bill concerning “Rights of Forest Dwellers” - Owners of minor forest produce has been passed. The information on indicators/ parameters to be monitored and frequency of monitoring is awaited from Ministry of Tribal Affairs.

### Item Merged

*Dry Land Farming*: Consequent to the decision of Ministry of Finance and Planning Commission on the EFC of “Enhancing Sustainability of Dry Land Farming System” for XI Five Year Plan, Dry Land Farming has been merged with new initiatives of the Department- ‘Rainfed Area Development Programme’. As of now, there is no separate scheme on Dryland Farming.

**PART - I**

**TWENTY POINT PROGRAMME - 2006**

**OVERALL PERFORMANCE ANALYSIS**

# TWENTY POINT PROGRAMME-2006

## Progress Report – (April-August, 2007)

This monthly progress report of Twenty Point Programme-2006 consists of two parts: **Part-I** contains an analysis of the overall performance, and **Part-II** deals with item-wise performance.

2. The report is compiled on the basis of data received from the Central Nodal Ministries and State Governments/UT Administrations. The data is received either through web enabled software developed by National Informatics Centre (NIC) Cell in this Ministry or through Fax/e-mail/post. The processing of data has been done in association with NIC Cell.

3. The analysis for the period April-August, 2007 shows that the performance under *eleven* items has been '**Very Good**' (90% or above the targets). These items are:

- (i) SHGs to whom income generating activities provided
- (ii) Total Swarozgaries Assisted- SGSY
- (iii) Seedlings Planted (Public and Forest Lands)
- (iv) Habitations covered (NC and PC)- ARWSP
- (v) Anganwadis Functional (Cum.)
- (vi) ICDS Blocks Operational (Cum.)
- (vii) Routine Immunisation of Children
- (viii) Area Covered under Plantation (Public and Forest Lands)
- (ix) Food Security (Antodaya Anna Yojana)
- (x) Supply of Electricity
- (xi) Villages Electrified- RGGVY

4. The performance of *one* item has been '**Good**' (80% to 90% of target).

The item is:

- (i) Food Security (Targeted Public Distribution System)

5. The performance of *six* items has been '**Poor**' (below 80% of target).

These items are:

- (i) Road Constructed-PMGSY
- (ii) SC Family Assisted
- (iii) Pumpsets Energised
- (iv) Houses Constructed – IAY
- (v) Slipped back Habitations with water quality problems covered–ARWSP
- (vi) Houses constructed – EWS/LIG

6. Some of items under TPP-2006 like National Rural Employment Guarantee Scheme-NREGS and Sapoorna Gramin Rojgar Yojana (SGRY) being demand driven are being monitored by concerned Ministries without targets. These items shall not be considered for the purpose of ranking. The items where quarterly/ annual targets have been provided by the Ministries concerned, monthly targets have been worked out on prorata basis.

7. Targets in respect of items/ parameters- “Total Land Distributed to landless”, and “Individual Household latrines constructed in Rural Areas” from Ministry of Rural Development, “Pulse Polio Immunization” and “Delivery in institutions”, from Ministry of Health and Family Welfare, “ST Families Assisted” from Ministry of Tribal Affairs, “Urban Poor Families Assisted under Seven Point Charter” from Ministry of Housing and Urban Poverty Alleviation, “Rehabilitation of Handicapped & Orphans” and “Welfare of Aged” from Ministry of Social Justice & Empowerment, and “Rehabilitation of Orphans” from Ministry of Women and Child Development, have not been received so far.

8. The Report does not include information from the State of Manipur and Nagaland due to non receipt of data up to the finalisation of the Report for the month of August, 2007.

## HIGHLIGHTS

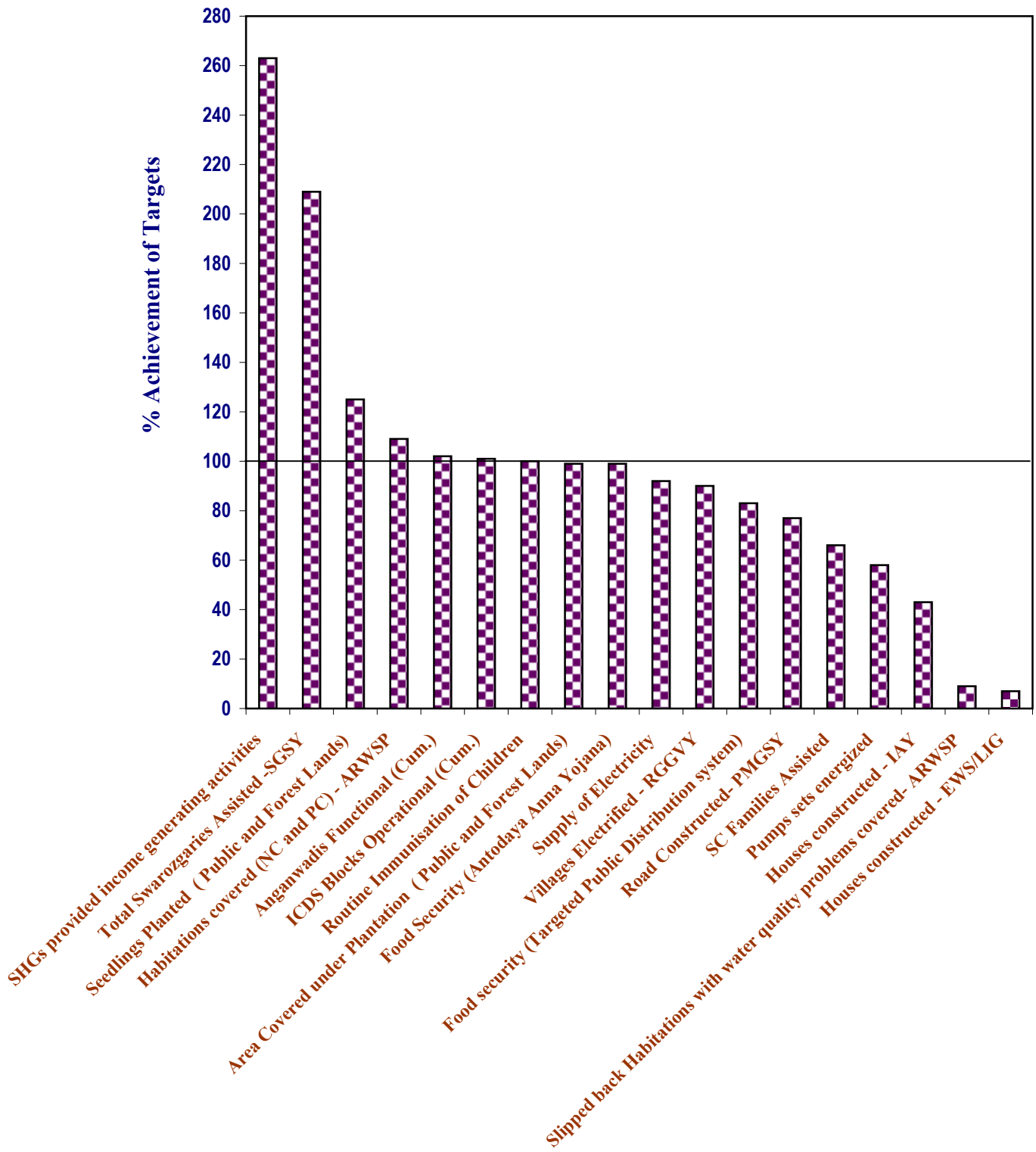
Sl. No.	Item	Achievement for April-August, 2007
<b>Employment generated under NREGS.</b>		
1	No. of Job cards issued	367.86 lakh Job cards issued
2	Employment generated	4712.07 Lakhs mandays of employment generated
3	Wages given	Rs. 3395.88 Cr. given as wages
<b>Swaranjayanti Gram Swarozgar Yojana</b>		
4	No. of Individual Swarozgaries Assisted	2,54,764 Swarozgaries Assisted
<b>Sampoorna Grameen Rojgar Yojana</b>		
5	Employment Generated	893.90 lakh manday of employment generated
<b>Self help Groups</b>		
6	No. of SHGs formed	1,10,872 SHGs formed
7	No. of SHGs to whom income generating activities provided	78,961 SHGs provided with income generating activities
<b>Distribution of waste land to the landless</b>		
8	Land distributed	1,97,623 hectare of Wasteland Distributed to landless
<b>Minimum Wages Enforcement (Including Farm Labour)</b>		
9	No. of Inspections made	64,701 Inspections made
10	No. of Irregularities detected	10,956 Irregularities detected
11	No. of Irregularities rectified	9,854 Irregularities rectified
12	No. of Claims filed	644 Farm worker claims filed
13	No. of Claims settled	766 Farm worker claims settled
14	No. of Prosecution cases Pending	9,220 Prosecution cases Pending
15	No. of Prosecution cases filed	72 Prosecution cases filed
16	No. of Prosecution cases decided	335 Prosecution cases decided
<b>Food Security: (i) TPDS (ii) AAY</b>		
17	Off take of food grains by States/UTs under TPDS	127.34 lakh tones of food grains lifted
18	Off take of food grains by States/UTs under AAY	38.73 lakh tonnes of food grains lifted
<b>Rural Housing- Indira Awaas Yojana</b>		
19	No. of Houses constructed	3.84 lakh houses have been provided to the rural poor families
<b>EWS/LIG Houses in Urban Areas</b>		
20	No. of Houses constructed	2,568 houses have been provided
<b>Rural Areas. - Accelerated Rural Water Supply Programme</b>		
21	Habitations covered (NC and PC)	5,212 Habitations covered under (NC and PC)
22	Slipped back Habitations with water quality problems covered	4,349 Habitation covered
<b>Immunisation of Children</b>		
23	Routine Immunisation of Children	107.62 lakh infants immunized
24	Pulse Polio Immunisation Programme	906.14 lakh infants covered

Contd.....

<b>Sl. No.</b>	<b>Item</b>	<b>Achievement for April-August, 2007</b>
<b>Sanitation Programme in Rural Areas</b>		
25	No. of Individual household latrines constructed	31.84 lakh Individual H.H. latrines constructed
<b>Institutional Delivery</b>		
26	No. of Deliveries in Institution	42.32 lakh pregnant mothers delivered in institutions
<b>SC Families Assisted</b>		
27	No. of SC Families Assisted	13.14 lakh Scheduled Caste families assisted
<b>ST Families Assisted</b>		
28	No. of ST Families Assisted	10.65 lakh Scheduled Tribe families assisted
<b>Universalisation of ICDS Schemes</b>		
29	No. of ICDS Blocks Operational (Cum.)	6,158 ICDS Blocks in the country are in operation
<b>Functional Anganwadis</b>		
30	No. of Anganwadis Functional (Cum.)	9.52 lakh Anganwadis are functioning
<b>Number of Urban poor families assisted under seven point charter viz. land tenure, housing at affordable cost, water, sanitation, health, education, and social security.</b>		
31	No. of Poor Families Assisted	4.11 lakh families in slum areas have been provided with basic amenities
<b>Afforestation:</b>		
<b>(i) Area Covered under Plantation (Public &amp; Forest Lands)</b>		
<b>(ii) Seedlings planted (Public and Forest Lands)</b>		
32	Area Covered under Plantation (Public and Forest Lands)	7.69 lakh hectares covered
33	Seedlings planted (Public and Forest Lands)	6284.27 lakh seedling planted
<b>Rehabilitation of Handicapped and Orphans</b>		
34	No. of handicapped rehabilitated under Deen Dayal Rehabilitation Scheme	61,141 Persons benefited
35	No. of disabled persons assisted for purchase/fitting of Aids & Appliances	16,709 Persons benefited
36	Orphans adopted in country	1,265 Orphans adopted
37	Orphans adopted inter country	298 Orphans adopted
<b>Welfare of the aged</b>		
38	No. of beneficiaries assisted under Day-care Homes (Integrated programme for older persons)	1.34 lakh Beneficiaries assisted
39	No. of beneficiaries assisted under Old-age Homes (Integrated programme for older persons)	4.13 lakh Beneficiaries assisted
<b>Rural Road- PMGSY</b>		
40	Length of Road Constructed	16,715 Kms road constructed
<b>Rajiv Gandhi Grameen Vidyutikaran Yojana</b>		
41	No. of Villages Electrified	9,532 Villages electrified
<b>Energized Pumps sets</b>		
42	No. of Pumps sets energized	1.06 lakh Pumpsets energized for irrigation purposes
<b>Supply of Electricity</b>		
43	Electricity supplied (MU)	2,73,174 million units (MU)



# PERFORMANCE DURING April to August, 2007



# ACHIEVEMENT HIGHLIGHTS

## PERFORMANCE DURING April to August, 2007

The cumulative performance during April to August, 2007 has been "Very Good" for 11 items, "Good" for 1 item, and "Poor" for 6 items.

### A. "Very Good" Performance (90% or above of targets)

<u>No.</u>	<u>Items</u>	<u>% Achievement</u>
01E02	SHGs provided income generating activities	263
01B01	Total Swarozgaries Assisted -SGSY	209
15A02	Seedlings Planted ( Public and Forest Lands)	125
07A01	Habitations covered (NC and PC) - ARWSP	109
12B01	Anganwadis Functional (Cum.)	102
12A01	ICDS Blocks Operational (Cum.)	101
08C01	Routine Immunisation of Children	100
15A01	Area Covered under Plantation ( Public and Forest Lands)	99
05B02	Food Security (Antodaya Anna Yojana)	99
18E02	Supply of Electricity	92
18B01	Villages Electrified - RGGVY	90

### B. "Good" Performance (80% to 90%)

05A01	Food security (Targeted Public Distribution system)	83
-------	---	----

### C. Areas of concern-where the performance is below 80%

17A01	Road Constructed- PMGSY	77
10A01	SC Families Assisted	66
18D01	Pumps sets energized	58
06A01	Houses constructed - IAY	43
07A02	Slipped back Habitations with water quality problems covered- ARWSP	9
06B01	Houses constructed - EWS/LIG	7

**Table - A**

**Targets for 2007-2008 & April to August, 2007 and achievements during the period April to August, 2007  
ALL INDIA PERFORMANCE**

Sl. No.	Item Code	Item Description	Units	Targets		Achievements	% Achievements of Targets during April - August, 2007
				2007-2008	April - August, 2007	April - August, 2007	
1	01B01	Total Swarozgaries Assisted - SGSY	Number	2,92,379	1,21,782	2,54,764	209
2	01E02	SHGs provided income generating activities	Number	1,06,037	30,026	78,961	263
3	05A02	Off take by States/UTs - TPDS	Tonnes	-	1,54,14,110	1,27,33,862	83
4	05B02	Off take by States/UTs - AAY	Tonnes	-	39,30,004	38,73,215	99
5	06A01	Houses constructed - IAY	Number	21,27,184	8,86,295	3,84,415	43
6	06B01	Houses constructed - EWS/LIG	Number	93,411	38,906	2,568	7
7	07A01	Habitations covered (NC and PC) - ARWSP	Number	16,886	4,782	5,212	109
8	07A02	Slipped back Habitations with water quality problems covered- ARWSP	Number	1,55,499	49,724	4,349	9
9	08C01	Routine Immunisation of Children	Number	2,57,72,056	1,07,38,335	1,07,62,409	100
10	10A01	SC Families Assisted	Number	47,74,200	19,89,200	13,13,728	66
11	12A01	ICDS Blocks Operational (Cum.)	Number	6,229	6,084	6,158	101
12	12B01	Anganwadis Functional (Cum.)	Number	10,17,952	9,33,512	9,52,268	102
13	15A01	Area Covered under Plantation ( Public and Forest Lands)	Hectares	18,60,000	7,74,936	7,69,160	99
14	15A02	Seedlings Planted ( Public and Forest Lands)	Number	1,20,90,10,000	50,37,54,095	62,84,26,555	125
15	17A01	Road Constructed- PMGSY	Kilometer	54,401	21,664	16,715	77
16	18B01	Villages Electrified - RGGVY	Number	40,000	10,620	9,532	90
17	18D01	Pumps sets energized	Number	4,36,200	1,81,725	1,05,778	58
18	18E02	Electricity supplied	Million Units	-	2,95,366	2,73,174	92

**Table - B**

**STATE-WISE PERFORMANCE DURING April to August, 2007 (PERCENT ACHIEVEMENT)**

Item No.	Description	ALL							
		INDIA	AP	ARP	AS	BI	CHHA.	DELHI	GOA
01B01	Total Swarozgaries Assisted - SGSY	209	95	0	5	29	42	NA	68
01E02	SHGs provided income generating activities	263	1,407	0	567	19	29	NA	1,346
05A01	Food security (Targeted Public Distribution system)	83	92	35	112	51	100	87	109
05B02	Food Security (Antodaya Anna Yojana)	99	101	23	105	80	110	84	81
06A01	Houses constructed - IAY	43	65	20	33	27	44	NA	46
06B01	Houses constructed - EWS/LIG	7	NA	0	NA	NA	37	NA	NA
07A01	Habitations covered (NC and PC) - ARWSP	109	NA	0	32	NA	NA	NA	NA
07A02	Slipped back Habitations with water quality problems covered- ARWSP	9	2	0	1	0	141	NA	NA
08C01	Routine Immunisation of Children	100	193	0	60	33	33	80	98
10A01	SC Families Assisted	66	27	NA	8	6	0	13	12
12A01	ICDS Blocks Operational (Cum.)	101	102	110	130	102	99	103	100
12B01	Anganwadis Functional (Cum.)	102	98	143	99	101	101	101	100
15A01	Area Covered under Plantation ( Public and Forest Lands)	99	60	0	0	271	0	0	111
15A02	Seedlings Planted ( Public and Forest Lands)	125	135	1	0	271	0	3,207	188
17A01	Road Constructed- PMGSY	77	96	0	0	106	57	NA	0
18B01	Villages Electrified - RGGVY	90	31	NA	NA	88	0	NA	NA
18D01	Pumps sets energized	58	83	NA	NA	64	27	NA	NA
18E02	Supply of Electricity	92	96	87	93	93	95	100	99

NA - Not Applicable

**Table - B(Contd.)**

**STATE-WISE PERFORMANCE DURING April to August, 2007 (PERCENT ACHIEVEMENT)**

Item No.	Description	ALL							
		INDIA	GUJ	HRY	HP	J&K	JHAR.	KAR	KER
01B01	Total Swarozgaries Assisted - SGSY	209	252	191	205	116	123	278	30
01E02	SHGs provided income generating activities	263	93	70	109	95	372	1,199	34
05A01	Food security (Targeted Public Distribution system)	83	73	74	100	90	76	70	83
05B02	Food Security (Antodaya Anna Yojana)	99	83	95	90	100	96	94	100
06A01	Houses constructed - IAY	43	58	22	25	71	71	49	50
06B01	Houses constructed - EWS/LIG	7	NA	0	0	NA	NA	NA	NA
07A01	Habitations covered (NC and PC) - ARWSP	109	NA	NA	282	0	NA	521	65
07A02	Slipped back Habitations with water quality problems covered- ARWSP	9	28	0	0	0	5	26	4
08C01	Routine Immunisation of Children	100	75	79	102	157	57	125	104
10A01	SC Families Assisted	66	63	41	0	17	209	22	7
12A01	ICDS Blocks Operational (Cum.)	101	101	100	101	101	86	100	100
12B01	Anganwadis Functional (Cum.)	102	97	101	104	95	138	101	99
15A01	Area Covered under Plantation ( Public and Forest Lands)	99	100	0	101	6	68	188	169
15A02	Seedlings Planted ( Public and Forest Lands)	125	672	0	10	8	92	243	130
17A01	Road Constructed- PMGSY	77	0	0	109	0	289	46	22
18B01	Villages Electrified - RGGVY	90	50	0	NA	NA	871	0	NA
18D01	Pumps sets energized	58	129	158	216	NA	84	100	112
18E02	Supply of Electricity	92	87	93	99	72	96	98	98

NA - Not Applicable

**Table - B(Contd.)**

**STATE-WISE PERFORMANCE DURING April to August, 2007 (PERCENT ACHIEVEMENT)**

Item No.	Description	ALL INDIA	MP	MAH	MANI	MEGH	MIZ	NAGA	ORI
01B01	Total Swarozgaries Assisted - SGSY	209	94	14	0	192	0	98	2
01E02	SHGs provided income generating activities	263	57	51	0	0	0	247	26
05A01	Food security (Targeted Public Distribution system)	83	93	80	94	100	135	109	78
05B02	Food Security (Antodaya Anna Yojana)	99	95	81	101	100	100	106	79
06A01	Houses constructed - IAY	43	58	44	0	24	97	224	28
06B01	Houses constructed - EWS/LIG	7	14	0	NA	NA	NA	NA	NA
07A01	Habitations covered (NC and PC) - ARWSP	109	NA	18	NA	833	NA	0	NA
07A02	Slipped back Habitations with water quality problems covered- ARWSP	9	2	5	0	2	0	0	4
08C01	Routine Immunisation of Children	100	85	268	73	73	321	98	65
10A01	SC Families Assisted	66	14	14	0	NA	NA	NA	24
12A01	ICDS Blocks Operational (Cum.)	101	101	101	112	103	91	96	100
12B01	Anganwadis Functional (Cum.)	102	99	100	102	102	101	92	112
15A01	Area Covered under Plantation ( Public and Forest Lands)	99	185	120	0	39	253	84	126
15A02	Seedlings Planted ( Public and Forest Lands)	125	104	236	0	38	70	0	5
17A01	Road Constructed- PMGSY	77	58	59	0	0	75	0	60
18B01	Villages Electrified - RGGVY	90	0	0	NA	NA	NA	NA	NA
18D01	Pumps sets energized	58	63	39	NA	NA	NA	NA	62
18E02	Supply of Electricity	92	91	84	92	72	78	89	99

NA - Not Applicable

**Table - B(Contd.)**

**STATE-WISE PERFORMANCE DURING April to August, 2007 (PERCENT ACHIEVEMENT)**

Item No.	Description	ALL							
		INDIA	PUDU	PUN	RAJ	SIK	TN	TRI	UTTA.
01B01	Total Swarozgaries Assisted - SGSY	209	0	73	103	382	2,356	0	204
01E02	SHGs provided income generating activities	263	279	100	44	128	167	3	114
05A01	Food security (Targeted Public Distribution system)	83	27	38	85	108	85	104	53
05B02	Food Security (Antodaya Anna Yojana)	99	51	45	291	100	102	104	49
06A01	Houses constructed - IAY	43	7	35	37	123	74	18	45
06B01	Houses constructed - EWS/LIG	7	NA	0	NA	0	NA	0	NA
07A01	Habitations covered (NC and PC) - ARWSP	109	NA	400	517	NA	NA	NA	991
07A02	Slipped back Habitations with water quality problems covered- ARWSP	9	75	2	5	0	2	25	0
08C01	Routine Immunisation of Children	100	78	106	84	99	111	89	84
10A01	SC Families Assisted	66	39	75	60	42	123	2	22
12A01	ICDS Blocks Operational (Cum.)	101	100	101	100	110	100	104	100
12B01	Anganwadis Functional (Cum.)	102	100	99	101	103	100	118	101
15A01	Area Covered under Plantation ( Public and Forest Lands)	99	43	14	125	12	20	75	180
15A02	Seedlings Planted ( Public and Forest Lands)	125	144	17	88	29	5	27	66
17A01	Road Constructed- PMGSY	77	NA	101	137	49	4	0	11
18B01	Villages Electrified - RGGVY	90	NA	NA	35	NA	NA	NA	114
18D01	Pumps sets energized	58	NA	174	35	NA	140	NA	180
18E02	Supply of Electricity	92	100	96	100	98	99	93	99

NA - Not Applicable

**Table - B(Contd.)**

**STATE-WISE PERFORMANCE DURING April to August, 2007 (PERCENT ACHIEVEMENT)**

Item No.	Description	ALL							
		INDIA	UP	WB	A&N	CHND.	D&N	D&D	LAKSH
01B01	Total Swarozgaries Assisted - SGSY	209	235	85	146	NA	69	0	185
01E02	SHGs provided income generating activities	263	154	343	600	NA	0	0	0
05A01	Food security (Targeted Public Distribution system)	83	94	78	63	127	9	14	27
05B02	Food Security (Antodaya Anna Yojana)	99	99	86	73	153	17	11	0
06A01	Houses constructed - IAY	43	47	49	3	NA	0	0	130
06B01	Houses constructed - EWS/LIG	7	21	0	NA	NA	NA	NA	NA
07A01	Habitations covered (NC and PC) - ARWSP	109	NA	NA	NA	NA	0	NA	0
07A02	Slipped back Habitations with water quality problems covered- ARWSP	9	16	27	0	NA	0	NA	0
08C01	Routine Immunisation of Children	100	92	66	82	102	89	76	58
10A01	SC Families Assisted	66	41	20	NA	114	NA	NA	NA
12A01	ICDS Blocks Operational (Cum.)	101	101	98	100	100	50	100	100
12B01	Anganwadis Functional (Cum.)	102	100	101	109	101	103	100	112
15A01	Area Covered under Plantation ( Public and Forest Lands)	99	170	26	110	358	250	150	0
15A02	Seedlings Planted ( Public and Forest Lands)	125	234	64	88	287	426	0	82
17A01	Road Constructed- PMGSY	77	80	53	NA	NA	NA	NA	NA
18B01	Villages Electrified - RGGVY	90	124	523	NA	NA	NA	NA	NA
18D01	Pumps sets energized	58	45	58	NA	NA	NA	NA	NA
18E02	Supply of Electricity	92	87	97	75	100	100	90	100

NA - Not Applicable



## **Table - C**

Items in which the States/UTs performance is Very Good (90% and above),  
Good (80% to 90%) and Poor (below 80%) during the period  
April to August, 2007

### **1. ANDHRA PRADESH**

#### **Very Good**

Total Swarozgaries Assisted -SGSY, SHGs provided income generating activities, Off take by States/UTs - TPDS, Off take by States/UTs - AAY, Routine Immunisation of Children, ICDS Blocks Operational (Cum.), Anganwadis Functional (Cum.), Seedlings Planted ( Public and Forest Lands), Road Constructed- PMGSY, Electricity supplied

#### **Good**

Pumps sets energized

#### **Poor**

Houses constructed - IAY, Slipped back Habitations with water quality problems covered- ARWSP, SC Families Assisted, Area Covered under Plantation ( Public and Forest Lands), Villages Electrified - RGGVY

### **2. ARUNACHAL PRADESH**

#### **Very Good**

ICDS Blocks Operational (Cum.), Anganwadis Functional (Cum.)

#### **Good**

Electricity supplied

#### **Poor**

Total Swarozgaries Assisted -SGSY, SHGs provided income generating activities, Off take by States/UTs - TPDS, Off take by States/UTs - AAY, Houses constructed - IAY, Houses constructed - EWS/LIG, Habitations covered (NC and PC) - ARWSP, Slipped back Habitations with water quality problems covered- ARWSP, Routine Immunisation of Children, Area Covered under Plantation ( Public and Forest Lands), Seedlings Planted ( Public and Forest Lands), Road Constructed- PMGSY

### **3. ASSAM**

#### **Very Good**

SHGs provided income generating activities, Off take by States/UTs -TPDS, Off take by States/UTs - AAY, ICDS Blocks Operational (Cum.), Anganwadis Functional (Cum.), Electricity supplied

#### **Poor**

Total Swarozgaries Assisted -SGSY, Houses constructed - IAY, Habitations covered (NC and PC) - ARWSP, Slipped back Habitations with water quality problems covered- ARWSP, Routine Immunisation of Children, SC Families Assisted, Area Covered under Plantation ( Public and Forest Lands), Seedlings Planted ( Public and Forest Lands), Road Constructed- PMGSY

## **Table - C (Contd.)**

### **4. BIHAR**

#### **Very Good**

ICDS Blocks Operational (Cum.), Anganwadis Functional (Cum.), Area Covered under Plantation ( Public and Forest Lands), Seedlings Planted ( Public and Forest Lands), Road Constructed- PMGSY, Electricity supplied

#### **Good**

Off take by States/UTs - AAY, Villages Electrified - RGGVY

#### **Poor**

Total Swarozgaries Assisted -SGSY, SHGs provided income generating activities, Off take by States/UTs - TPDS, Houses constructed - IAY, Slipped back Habitations with water quality problems covered- ARWSP, Routine Immunisation of Children, SC Families Assisted, Pumps sets energized

### **5. CHHATISGARH**

#### **Very Good**

Off take by States/UTs -TPDS, Off take by States/UTs - AAY, Slipped back Habitations with water quality problems covered- ARWSP, ICDS Blocks Operational (Cum.), Anganwadis Functional (Cum.), Electricity supplied

#### **Poor**

Total Swarozgaries Assisted -SGSY, SHGs provided income generating activities, Houses constructed - IAY, Houses constructed - EWS/LIG, Routine Immunisation of Children, SC Families Assisted, Area Covered under Plantation ( Public and Forest Lands), Seedlings Planted ( Public and Forest Lands), Road Constructed- PMGSY, Villages Electrified - RGGVY, Pumps sets energized

### **6. DELHI**

#### **Very Good**

ICDS Blocks Operational (Cum.), Anganwadis Functional (Cum.), Seedlings Planted ( Public and Forest Lands), Electricity supplied

#### **Good**

Off take by States/UTs -TPDS, Off take by States/UTs - AAY, Routine Immunisation of Children

#### **Poor**

SC Families Assisted, Area Covered under Plantation ( Public and Forest Lands)

### **7. GOA**

#### **Very Good**

SHGs provided income generating activities, Off take by States/UTs -TPDS, Routine Immunisation of Children, ICDS Blocks Operational (Cum.), Anganwadis Functional (Cum.), Area Covered under Plantation ( Public and Forest Lands), Seedlings Planted ( Public and Forest Lands), Electricity supplied

#### **Good**

Off take by States/UTs - AAY

#### **Poor**

Total Swarozgaries Assisted -SGSY, Houses constructed - IAY, SC Families Assisted, Road Constructed- PMGSY

## **Table - C (Contd.)**

### **8. GUJARAT**

#### **Very Good**

Total Swarozgaries Assisted -SGSY, SHGs provided income generating activities, ICDS Blocks Operational (Cum.), Anganwadis Functional (Cum.), Area Covered under Plantation ( Public and Forest Lands), Seedlings Planted ( Public and Forest Lands), Pumps sets energized

#### **Good**

Off take by States/UTs - AAY, Electricity supplied

#### **Poor**

Off take by States/UTs -TPDS, Houses constructed - IAY, Slipped back Habitations with water quality problems covered- ARWSP, Routine Immunisation of Children, SC Families Assisted, Road Constructed- PMGSY, Villages Electrified - RGGVY

### **9. HARYANA**

#### **Very Good**

Total Swarozgaries Assisted -SGSY, Off take by States/UTs - AAY, ICDS Blocks Operational (Cum.), Anganwadis Functional (Cum.), Pumps sets energized, Electricity supplied

#### **Poor**

SHGs provided income generating activities, Off take by States/UTs -TPDS, Houses constructed - IAY, Houses constructed - EWS/LIG, Slipped back Habitations with water quality problems covered- ARWSP, Routine Immunisation of Children, SC Families Assisted, Area Covered under Plantation ( Public and Forest Lands), Seedlings Planted ( Public and Forest Lands), Road Constructed- PMGSY, Villages Electrified - RGGVY

### **10. HIMACHAL PRADESH**

#### **Very Good**

Total Swarozgaries Assisted -SGSY, SHGs provided income generating activities, Off take by States/UTs - TPDS, Off take by States/UTs - AAY, Habitations covered (NC and PC) - ARWSP, Routine Immunisation of Children, ICDS Blocks Operational (Cum.), Anganwadis Functional (Cum.), Area Covered under Plantation ( Public and Forest Lands), Road Constructed- PMGSY, Pumps sets energized, Electricity supplied

#### **Poor**

Houses constructed - IAY, Houses constructed - EWS/LIG, Slipped back Habitations with water quality problems covered- ARWSP, SC Families Assisted, Seedlings Planted ( Public and Forest Lands)

### **11. JAMMU AND KASHMIR**

#### **Very Good**

Total Swarozgaries Assisted -SGSY, SHGs provided income generating activities, Off take by States/UTs - TPDS, Off take by States/UTs - AAY, Routine Immunisation of Children, ICDS Blocks Operational (Cum.), Anganwadis Functional (Cum.)

#### **Poor**

Houses constructed - IAY, Habitations covered (NC and PC) - ARWSP, Slipped back Habitations with water quality problems covered- ARWSP, SC Families Assisted, Area Covered under Plantation ( Public and Forest Lands), Seedlings Planted ( Public and Forest Lands), Road Constructed- PMGSY, Electricity supplied

## **Table - C (Contd.)**

### **12. JHARKHAND**

#### **Very Good**

Total Swarozgaries Assisted -SGSY, SHGs provided income generating activities, Off take by States/UTs - AAY, SC Families Assisted, Anganwadis Functional (Cum.), Seedlings Planted ( Public and Forest Lands), Road Constructed- PMGSY, Villages Electrified - RGGVY, Electricity supplied

#### **Good**

ICDS Blocks Operational (Cum.), Pumps sets energized

#### **Poor**

Off take by States/UTs -TPDS, Houses constructed - IAY, Slipped back Habitations with water quality problems covered- ARWSP, Routine Immunisation of Children, Area Covered under Plantation ( Public and Forest Lands)

### **13. KARNATAKA**

#### **Very Good**

Total Swarozgaries Assisted -SGSY, SHGs provided income generating activities, Off take by States/UTs - AAY, Habitations covered (NC and PC) - ARWSP, Routine Immunisation of Children, ICDS Blocks Operational (Cum.), Anganwadis Functional (Cum.), Area Covered under Plantation ( Public and Forest Lands), Seedlings Planted ( Public and Forest Lands), Pumps sets energized, Electricity supplied

#### **Poor**

Off take by States/UTs -TPDS, Houses constructed - IAY, Slipped back Habitations with water quality problems covered- ARWSP, SC Families Assisted, Road Constructed- PMGSY, Villages Electrified - RGGVY

### **14. KERALA**

#### **Very Good**

Off take by States/UTs - AAY, Routine Immunisation of Children, ICDS Blocks Operational (Cum.), Anganwadis Functional (Cum.), Area Covered under Plantation ( Public and Forest Lands), Seedlings Planted ( Public and Forest Lands), Pumps sets energized, Electricity supplied

#### **Good**

Off take by States/UTs -TPDS

#### **Poor**

Total Swarozgaries Assisted -SGSY, SHGs provided income generating activities, Houses constructed - IAY, Habitations covered (NC and PC) - ARWSP, Slipped back Habitations with water quality problems covered- ARWSP, SC Families Assisted, Road Constructed- PMGSY

### **15. MADHYA PRADESH**

#### **Very Good**

Total Swarozgaries Assisted -SGSY, Off take by States/UTs -TPDS, Off take by States/UTs - AAY, ICDS Blocks Operational (Cum.), Anganwadis Functional (Cum.), Area Covered under Plantation ( Public and Forest Lands), Seedlings Planted ( Public and Forest Lands), Electricity supplied

#### **Good**

Routine Immunisation of Children

#### **Poor**

SHGs provided income generating activities, Houses constructed - IAY, Houses constructed - EWS/LIG, Slipped back Habitations with water quality problems covered- ARWSP, SC Families Assisted, Road Constructed- PMGSY, Villages Electrified - RGGVY, Pumps sets energized

## **Table - C (Contd.)**

### **16. MAHARASHTRA**

#### **Very Good**

**Routine Immunisation of Children, ICDS Blocks Operational (Cum.), Anganwadis Functional (Cum.), Area Covered under Plantation ( Public and Forest Lands), Seedlings Planted ( Public and Forest Lands)**

#### **Good**

**Off take by States/UTs -TPDS, Off take by States/UTs - AAY, Electricity supplied**

#### **Poor**

**Total Swarozgaries Assisted -SGSY, SHGs provided income generating activities, Houses constructed - IAY, Houses constructed - EWS/LIG, Habitations covered (NC and PC) - ARWSP, Slipped back Habitations with water quality problems covered- ARWSP, SC Families Assisted, Road Constructed- PMGSY, Villages Electrified - RGGVY, Pumps sets energized**

### **17. MANIPUR**

#### **Very Good**

**Off take by States/UTs -TPDS, Off take by States/UTs - AAY, ICDS Blocks Operational (Cum.), Anganwadis Functional (Cum.), Electricity supplied**

#### **Poor**

**Total Swarozgaries Assisted -SGSY, SHGs provided income generating activities, Houses constructed - IAY, Slipped back Habitations with water quality problems covered- ARWSP, Routine Immunisation of Children, SC Families Assisted, Area Covered under Plantation ( Public and Forest Lands), Seedlings Planted ( Public and Forest Lands), Road Constructed- PMGSY**

### **18. MEGHALAYA**

#### **Very Good**

**Total Swarozgaries Assisted -SGSY, Off take by States/UTs -TPDS, Off take by States/UTs - AAY, Habitations covered (NC and PC) - ARWSP, ICDS Blocks Operational (Cum.), Anganwadis Functional (Cum.)**

#### **Poor**

**SHGs provided income generating activities, Houses constructed - IAY, Slipped back Habitations with water quality problems covered- ARWSP, Routine Immunisation of Children, Area Covered under Plantation ( Public and Forest Lands), Seedlings Planted ( Public and Forest Lands), Road Constructed- PMGSY, Electricity supplied**

### **19. MIZORAM**

#### **Very Good**

**Off take by States/UTs -TPDS, Off take by States/UTs - AAY, Houses constructed - IAY, Routine Immunisation of Children, ICDS Blocks Operational (Cum.), Anganwadis Functional (Cum.), Area Covered under Plantation ( Public and Forest Lands)**

#### **Poor**

**Total Swarozgaries Assisted -SGSY, SHGs provided income generating activities, Slipped back Habitations with water quality problems covered- ARWSP, Seedlings Planted ( Public and Forest Lands), Road Constructed- PMGSY, Electricity supplied**

## **Table - C (Contd.)**

### **20. NAGALAND**

#### **Very Good**

Total Swarozgaries Assisted -SGSY, SHGs provided income generating activities, Off take by States/UTs - TPDS, Off take by States/UTs - AAY, Houses constructed - IAY, Routine Immunisation of Children, ICDS Blocks Operational (Cum.), Anganwadis Functional (Cum.)

#### **Good**

Area Covered under Plantation ( Public and Forest Lands), Electricity supplied

#### **Poor**

Habitations covered (NC and PC) - ARWSP, Slipped back Habitations with water quality problems covered- ARWSP, Seedlings Planted ( Public and Forest Lands), Road Constructed- PMGSY

### **21. ORISSA**

#### **Very Good**

ICDS Blocks Operational (Cum.), Anganwadis Functional (Cum.), Area Covered under Plantation ( Public and Forest Lands), Electricity supplied

#### **Poor**

Total Swarozgaries Assisted -SGSY, SHGs provided income generating activities, Off take by States/UTs - TPDS, Off take by States/UTs - AAY, Houses constructed - IAY, Slipped back Habitations with water quality problems covered- ARWSP, Routine Immunisation of Children, SC Families Assisted, Seedlings Planted ( Public and Forest Lands), Road Constructed- PMGSY, Pumps sets energized

### **22. PUDUCHERRY**

#### **Very Good**

SHGs provided income generating activities, ICDS Blocks Operational (Cum.), Anganwadis Functional (Cum.), Seedlings Planted ( Public and Forest Lands), Electricity supplied

#### **Poor**

Total Swarozgaries Assisted -SGSY, Off take by States/UTs -TPDS, Off take by States/UTs - AAY, Houses constructed - IAY, Slipped back Habitations with water quality problems covered- ARWSP, Routine Immunisation of Children, SC Families Assisted, Area Covered under Plantation ( Public and Forest Lands)

### **23. PUNJAB**

#### **Very Good**

SHGs provided income generating activities, Habitations covered (NC and PC) - ARWSP, Routine Immunisation of Children, ICDS Blocks Operational (Cum.), Anganwadis Functional (Cum.), Road Constructed- PMGSY, Pumps sets energized, Electricity supplied

#### **Poor**

Total Swarozgaries Assisted -SGSY, Off take by States/UTs -TPDS, Off take by States/UTs - AAY, Houses constructed - IAY, Houses constructed - EWS/LIG, Slipped back Habitations with water quality problems covered- ARWSP, SC Families Assisted, Area Covered under Plantation ( Public and Forest Lands), Seedlings Planted ( Public and Forest Lands)

## **Table - C (Contd.)**

### **24. RAJASTHAN**

#### **Very Good**

Total Swarozgaries Assisted -SGSY, Off take by States/UTs - AAY, Habitations covered (NC and PC) - ARWSP, ICDS Blocks Operational (Cum.), Anganwadis Functional (Cum.), Area Covered under Plantation ( Public and Forest Lands), Road Constructed- PMGSY, Electricity supplied

#### **Good**

Off take by States/UTs -TPDS, Routine Immunisation of Children, Seedlings Planted ( Public and Forest Lands)

#### **Poor**

SHGs provided income generating activities, Houses constructed - IAY, Slipped back Habitations with water quality problems covered- ARWSP, SC Families Assisted, Villages Electrified - RGGVY, Pumps sets energized

### **25. SIKKIM**

#### **Very Good**

Total Swarozgaries Assisted -SGSY, SHGs provided income generating activities, Off take by States/UTs - TPDS, Off take by States/UTs - AAY, Houses constructed - IAY, Routine Immunisation of Children, ICDS Blocks Operational (Cum.), Anganwadis Functional (Cum.), Electricity supplied

#### **Poor**

Houses constructed - EWS/LIG, Slipped back Habitations with water quality problems covered- ARWSP, SC Families Assisted, Area Covered under Plantation ( Public and Forest Lands), Seedlings Planted ( Public and Forest Lands), Road Constructed- PMGSY

### **26. TAMIL NADU**

#### **Very Good**

Total Swarozgaries Assisted -SGSY, SHGs provided income generating activities, Off take by States/UTs - AAY, Routine Immunisation of Children, SC Families Assisted, ICDS Blocks Operational (Cum.), Anganwadis Functional (Cum.), Pumps sets energized, Electricity supplied

#### **Good**

Off take by States/UTs -TPDS

#### **Poor**

Houses constructed - IAY, Slipped back Habitations with water quality problems covered- ARWSP, Area Covered under Plantation ( Public and Forest Lands), Seedlings Planted ( Public and Forest Lands), Road Constructed- PMGSY

### **27. TRIPURA**

#### **Very Good**

Off take by States/UTs -TPDS, Off take by States/UTs - AAY, ICDS Blocks Operational (Cum.), Anganwadis Functional (Cum.), Electricity supplied

#### **Good**

Routine Immunisation of Children

#### **Poor**

Total Swarozgaries Assisted -SGSY, SHGs provided income generating activities, Houses constructed - IAY, Houses constructed - EWS/LIG, Slipped back Habitations with water quality problems covered- ARWSP, SC Families Assisted, Area Covered under Plantation ( Public and Forest Lands), Seedlings Planted ( Public and Forest Lands), Road Constructed- PMGSY

## **Table - C (Contd.)**

### **28. UTTARAKHAND**

#### **Very Good**

Total Swarozgaries Assisted -SGSY, SHGs provided income generating activities, Habitations covered (NC and PC) - ARWSP, ICDS Blocks Operational (Cum.), Anganwadis Functional (Cum.), Area Covered under Plantation ( Public and Forest Lands), Villages Electrified - RGGVY, Pumps sets energized, Electricity supplied

#### **Good**

Routine Immunisation of Children

#### **Poor**

Off take by States/UTs -TPDS, Off take by States/UTs - AAY, Houses constructed - IAY, Slipped back Habitations with water quality problems covered- ARWSP, SC Families Assisted, Seedlings Planted ( Public and Forest Lands), Road Constructed- PMGSY

### **29. UTTAR PRADESH**

#### **Very Good**

Total Swarozgaries Assisted -SGSY, SHGs provided income generating activities, Off take by States/UTs - TPDS, Off take by States/UTs - AAY, Routine Immunisation of Children, ICDS Blocks Operational (Cum.), Anganwadis Functional (Cum.), Area Covered under Plantation ( Public and Forest Lands), Seedlings Planted ( Public and Forest Lands), Villages Electrified - RGGVY

#### **Good**

Road Constructed- PMGSY, Electricity supplied

#### **Poor**

Houses constructed - IAY, Houses constructed - EWS/LIG, Slipped back Habitations with water quality problems covered- ARWSP, SC Families Assisted, Pumps sets energized

### **30. WEST BENGAL**

#### **Very Good**

SHGs provided income generating activities, ICDS Blocks Operational (Cum.), Anganwadis Functional (Cum.), Villages Electrified - RGGVY, Electricity supplied

#### **Good**

Total Swarozgaries Assisted -SGSY, Off take by States/UTs - AAY

#### **Poor**

Off take by States/UTs -TPDS, Houses constructed - IAY, Houses constructed - EWS/LIG, Slipped back Habitations with water quality problems covered- ARWSP, Routine Immunisation of Children, SC Families Assisted, Area Covered under Plantation ( Public and Forest Lands), Seedlings Planted ( Public and Forest Lands), Road Constructed- PMGSY, Pumps sets energized

### **31. ANDAMAN AND NICOBAR ISLANDS**

#### **Very Good**

Total Swarozgaries Assisted -SGSY, SHGs provided income generating activities, ICDS Blocks Operational (Cum.), Anganwadis Functional (Cum.), Area Covered under Plantation ( Public and Forest Lands)

#### **Good**

Routine Immunisation of Children, Seedlings Planted ( Public and Forest Lands)

#### **Poor**

Off take by States/UTs -TPDS, Off take by States/UTs - AAY, Houses constructed - IAY, Slipped back Habitations with water quality problems covered- ARWSP, Electricity supplied



## **Table - C (Contd.)**

### **32. CHANDIGARH**

#### **Very Good**

Off take by States/UTs -TPDS, Off take by States/UTs - AAY, Routine Immunisation of Children, SC Families Assisted, ICDS Blocks Operational (Cum.), Anganwadis Functional (Cum.), Area Covered under Plantation ( Public and Forest Lands), Seedlings Planted ( Public and Forest Lands), Electricity supplied

### **33. DADRA AND NAGAR HAVELI**

#### **Very Good**

Anganwadis Functional (Cum.), Area Covered under Plantation ( Public and Forest Lands), Seedlings Planted ( Public and Forest Lands), Electricity supplied

#### **Good**

Routine Immunisation of Children

#### **Poor**

Total Swarozgaries Assisted -SGSY, SHGs provided income generating activities, Off take by States/UTs - TPDS, Off take by States/UTs - AAY, Houses constructed - IAY, Habitations covered (NC and PC) - ARWSP, Slipped back Habitations with water quality problems covered- ARWSP, ICDS Blocks Operational (Cum.)

### **34. DAMAN AND DIU**

#### **Very Good**

ICDS Blocks Operational (Cum.), Anganwadis Functional (Cum.), Area Covered under Plantation ( Public and Forest Lands), Electricity supplied

#### **Poor**

Total Swarozgaries Assisted -SGSY, SHGs provided income generating activities, Off take by States/UTs - TPDS, Off take by States/UTs - AAY, Houses constructed - IAY, Routine Immunisation of Children, Seedlings Planted ( Public and Forest Lands)

### **35. LAKSHADWEEP**

#### **Very Good**

Total Swarozgaries Assisted -SGSY, Houses constructed - IAY, ICDS Blocks Operational (Cum.), Anganwadis Functional (Cum.), Electricity supplied

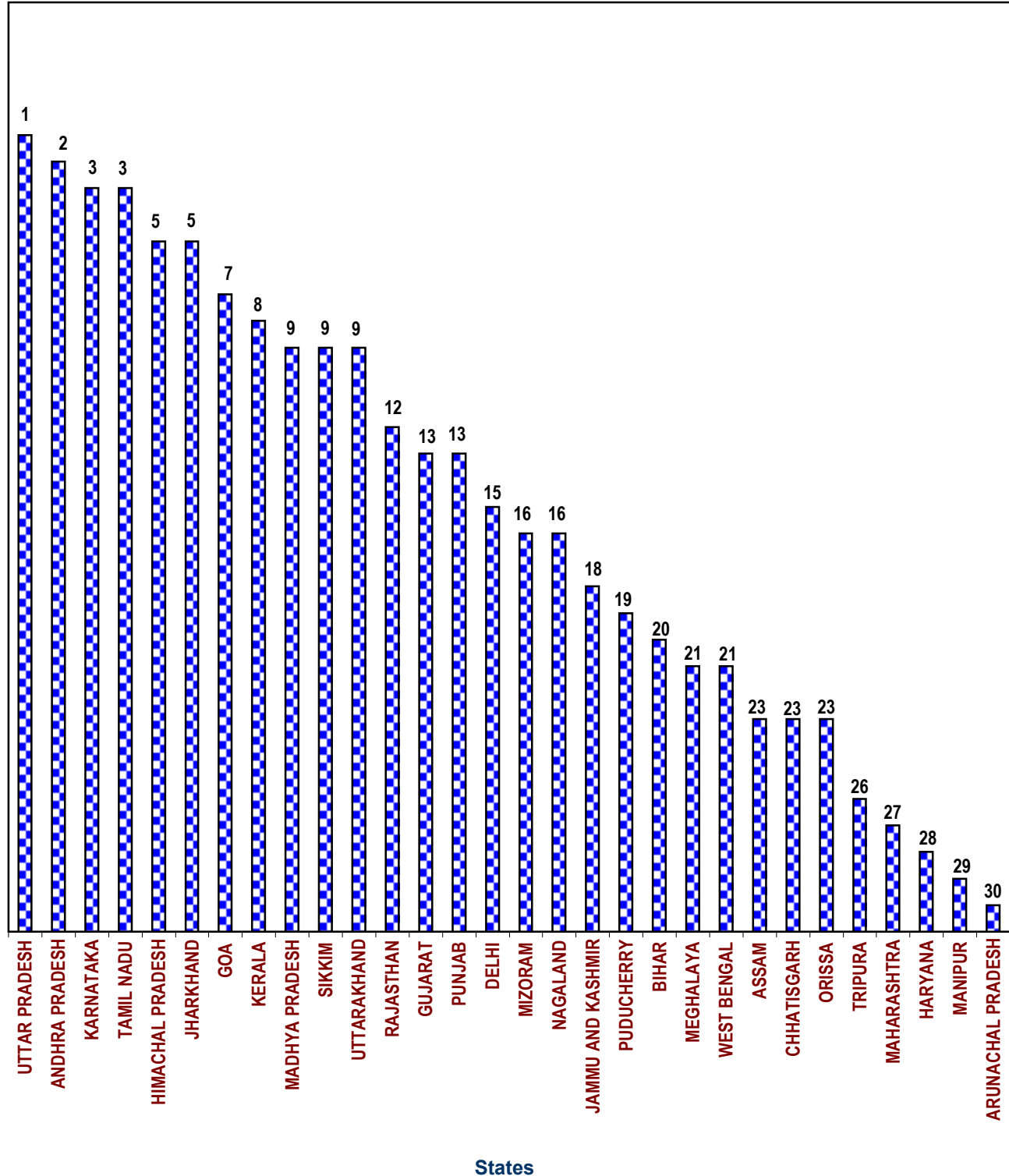
#### **Good**

Seedlings Planted ( Public and Forest Lands)

#### **Poor**

SHGs provided income generating activities, Off take by States/UTs -TPDS, Off take by States/UTs - AAY, Habitations covered (NC and PC) - ARWSP, Slipped back Habitations with water quality problems covered- ARWSP, Routine Immunisation of Children, Area Covered under Plantation ( Public and Forest Lands)

## Ranking of States : April to August, 2007



**Table - D**

**SCORE CARD AND RANKING OF STATES ACCORDING TO THEIR PERFORMANCE  
During the period April to August, 2007**

States	No. of Items/ Parameters	Max Score	Parameters in category				Total Marks	% Ach.	RANK
			A	B	C	D			
UTTAR PRADESH	17	51	10	4	3	0	41	80	1
ANDHRA PRADESH	16	48	10	2	4	0	38	79	2
KARNATAKA	17	51	11	2	3	1	40	78	3
TAMIL NADU	15	45	9	2	4	0	35	78	3
HIMACHAL PRADESH	17	51	12	0	2	3	38	75	5
JHARKHAND	16	48	9	2	5	0	36	75	5
GOA	13	39	8	1	3	1	29	74	7
KERALA	16	48	8	2	6	0	34	71	8
MADHYA PRADESH	17	51	8	3	5	1	35	69	9
SIKKIM	15	45	9	0	4	2	31	69	9
UTTARAKHAND	17	51	9	1	6	1	35	69	9
RAJASTHAN	17	51	8	1	8	0	34	67	12
GUJARAT	16	48	7	2	6	1	31	65	13
PUNJAB	17	51	8	1	7	1	33	65	13
DELHI	9	27	4	1	3	1	17	63	15
MIZORAM	13	39	7	0	3	3	24	62	16
NAGALAND	14	42	8	0	2	4	26	62	16
JAMMU AND KASHMIR	15	45	7	1	4	3	27	60	18
PUDUCHERRY	13	39	5	1	6	1	23	59	19
BIHAR	16	48	6	1	8	1	28	58	20
MEGHALAYA	14	42	6	0	6	2	24	57	21
WEST BENGAL	17	51	5	3	8	1	29	57	21
ASSAM	15	45	6	0	6	3	24	53	23
CHHATISGARH	17	51	6	2	5	4	27	53	23
ORISSA	15	45	4	1	10	0	24	53	23
TRIPURA	15	45	5	1	6	3	23	51	26
MAHARASHTRA	18	54	5	1	10	2	27	50	27
HARYANA	17	51	6	0	5	6	23	45	28
MANIPUR	14	42	5	0	1	8	16	38	29
ARUNACHAL PRADESH	15	45	2	0	5	8	11	24	30

**NORMS FOR RANKING**

The criteria for performance assessment of States is as follows:

	<b><u>Marks</u></b>
Category "A" Where the Achievement is 90% or above of the target	3
Category "B" Where the Achievement is above National Average	2
Category "C" Where the Achievement is below National Average	1
Category "D" Where their is NIL Performance	0

**Note:** For ranking of the states, the All-India Percent achievement is taken as the National Average.

**PART - II**

**TWENTY POINT PROGRAMME - 2006**

**ITEM-WISE PERFORMANCE TABLES**

Table - 1

## Employment generation under the NREG Scheme

Sl. No.		No. of job cards issued (Number)	Employment generated (Number)	Wages given (Rupees)
State/UT Name		April,2007-August,2007	April,2007-August,2007	April,2007-August,2007
(1)	(2)	(3)	(4)	(5)
1	ANDHRA PRADESH	40,88,757	3,84,98,934	4,49,28,68,102
2	ARUNACHAL PRADESH	0	0	0
3	ASSAM	9,34,285	81,52,000	58,51,34,000
4	BIHAR	55,83,486	2,17,21,300	2,59,58,05,000
5	CHHATISGARH	26,78,997	3,46,17,000	2,40,65,28,000
6	DELHI	0	0	0
7	GOA	0	0	0
8	GUJARAT	7,47,266	51,47,100	26,04,78,000
9	HARYANA	24,199	4,56,200	5,32,635
10	HIMACHAL PRADESH	1,36,071	18,24,900	16,29,67,100
11	JAMMU AND KASHMIR	1,85,840	17,38,848	15,87,63,000
12	JHARKHAND	8,72,756	6,14,84,933	2,06,39,50,804
13	KARNATAKA	8,52,881	57,64,500	42,65,73,000
14	KERALA	33,249	18,35,278	23,47,22,000
15	MADHYA PRADESH	67,29,850	8,36,54,000	5,75,83,19,000
16	MAHARASHTRA	28,20,583	79,56,000	64,91,53,000
17	MANIPUR	0	0	0
18	MEGHALAYA	1,12,973	29,18,000	24,72,78,000
19	MIZORAM	0	0	0
20	NAGALAND	28	13	1,458
21	ORISSA	32,65,992	1,40,04,000	1,04,94,61,000
22	PUDUCHERRY	0	0	0
23	PUNJAB	75,804	29,000	28,23,000
24	RAJASTHAN	26,42,518	8,97,36,000	4,82,29,55,000
25	SIKKIM	17,529	4,562	20,069
26	TAMIL NADU	3,04,438	3,62,47,900	2,85,83,62,000
27	TRIPURA	4,51,000	30,56,000	24,78,00,000
28	UTTARAKHAND	42,627	12,50,800	8,32,43,000
29	UTTAR PRADESH	18,94,146	2,11,48,695	2,06,93,47,640
30	WEST BENGAL	22,90,905	2,99,61,000	2,78,17,47,000
31	ANDAMAN AND NICOBAR ISLANDS	0	0	0
32	CHANDIGARH	0	0	0
33	DADRA AND NAGAR HAVELI	0	0	0
34	DAMAN AND DIU	0	0	0
35	LAKSHADWEEP	0	0	0
<b>Grand Total</b>		<b>3,67,86,180</b>	<b>47,12,06,963</b>	<b>33,95,88,31,808</b>

# Swaranjayanti Gram Swarozgar Yojana

## Total Swarozgaries Assisted

% Achievement of Target

During April to August, 2007

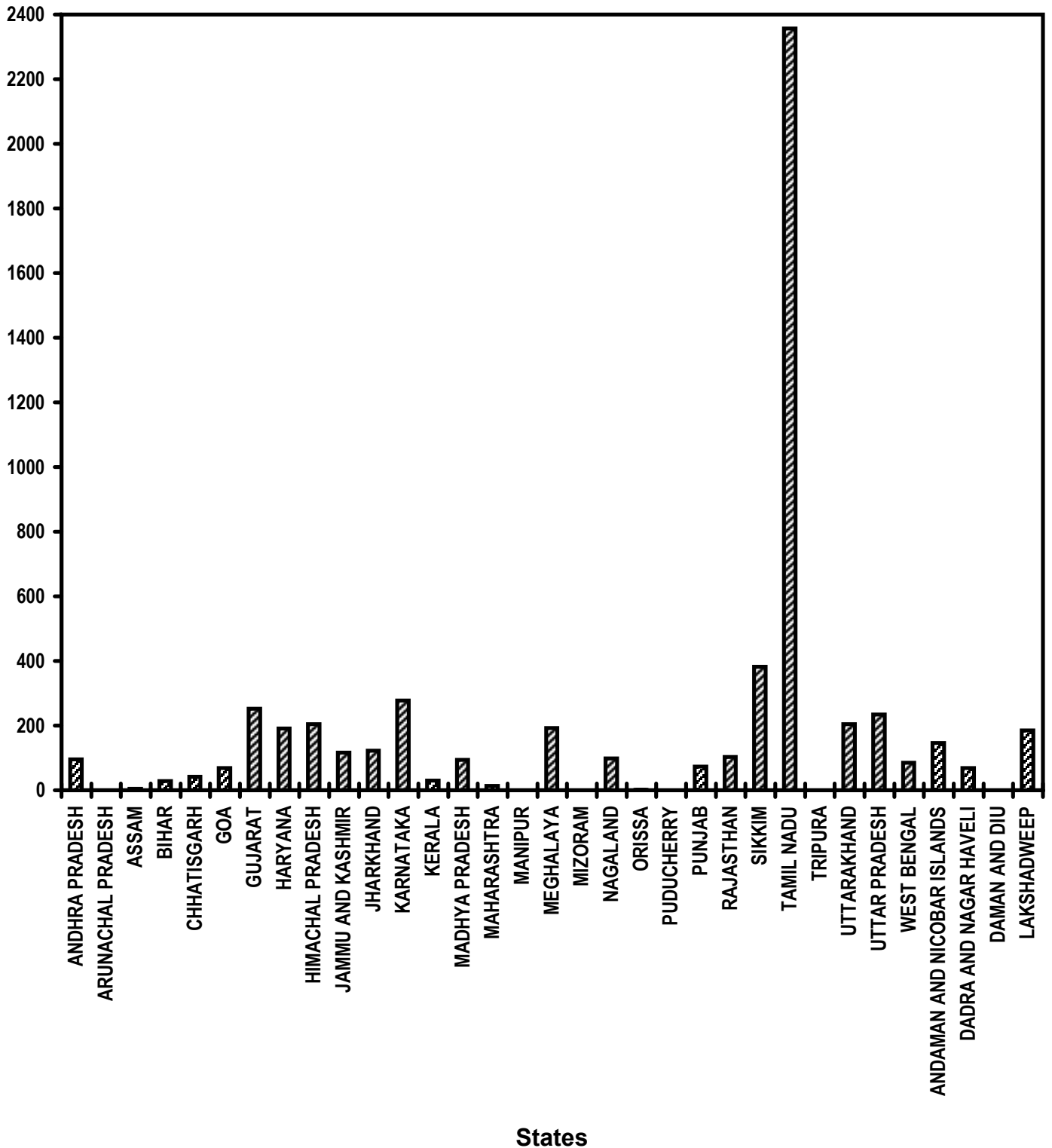


Table - 2

**Swaranjayanti Gram Swarojgar Yojana  
Total Swarozgaries Assisted  
(Unit: Number)**

Sl. No.	State/UT Name	Target		Achievement April,2007- August,2007	Percent Achievement April,2007- August,2007
		2007-2008	April,2007- August,2007		
(1)	(2)	(3)	(4)	(5)	(5)/(4)
1	ANDHRA PRADESH	15,430	6,425	6,097	95
2	ARUNACHAL PRADESH	856	355	0	0
3	ASSAM	22,254	9,270	484	5
4	BIHAR	36,707	15,295	4,428	29
5	CHHATISGARH	8,152	3,395	1,435	42
6	GOA	129	50	34	68
7	GUJARAT	5,808	2,420	6,087	252
8	HARYANA	3,417	1,420	2,714	191
9	HIMACHAL PRADESH	1,439	600	1,230	205
10	JAMMU AND KASHMIR	1,781	740	858	116
11	JHARKHAND	13,840	5,765	7,065	123
12	KARNATAKA	11,652	4,855	13,482	278
13	KERALA	5,228	2,175	658	30
14	MADHYA PRADESH	17,470	7,280	6,808	94
15	MAHARASHTRA	23,033	9,595	1,367	14
16	MANIPUR	1,492	620	0	0
17	MEGHALAYA	1,671	695	1,332	192
18	MIZORAM	387	160	0	0
19	NAGALAND	1,147	475	466	98
20	ORISSA	17,649	7,355	121	2
21	PUDUCHERRY	193	80	0	0
22	PUNJAB	1,661	690	505	73
23	RAJASTHAN	8,848	3,685	3,806	103
24	SIKKIM	428	175	668	382
25	TAMIL NADU	13,644	5,685	1,33,954	2,356
26	TRIPURA	2,694	1,120	0	0
27	UTTARAKHAND	2,782	1,160	2,371	204
28	UTTAR PRADESH	52,846	22,020	51,838	235
29	WEST BENGAL	19,613	8,170	6,904	85
30	ANDAMAN AND NICOBAR ISLANDS	32	13	19	146
31	DADRA AND NAGAR HAVELI	32	13	9	69
32	DAMAN AND DIU	32	13	0	0
33	LAKSHADWEEP	32	13	24	185
<b>Grand Total</b>		<b>2,92,379</b>	<b>1,21,782</b>	<b>2,54,764</b>	<b>209</b>

**Very Good:(90% or above of targets)**

ANDHRA PRADESH, GUJARAT, HARYANA, HIMACHAL PRADESH, JAMMU AND KASHMIR, JHARKHAND, KARNATAKA, MADHYA PRADESH, MEGHALAYA, NAGALAND, RAJASTHAN, SIKKIM, TAMIL NADU, UTTARAKHAND, UTTAR PRADESH, ANDAMAN AND NICOBAR ISLANDS, LAKSHADWEEP

**Good:(Between 80% to 90% targets)**

WEST BENGAL

**Poor:(Below 80% of targets)**

ARUNACHAL PRADESH, ASSAM, BIHAR, CHHATISGARH, GOA, KERALA, MAHARASHTRA, MANIPUR, MIZORAM, ORISSA, PUDUCHERRY, PUNJAB, TRIPURA, DADRA AND NAGAR HAVELI, DAMAN AND DIU

Table - 3

**Sampoorna Grameen Rojgar Yojana**  
**Total Employment Generated**  
**(Unit: Number of Mandays)**

Sl. No.	State/UT Name	Target		Achievement	Percent Achievement
		2007-2008	April,2007- August,2007	April,2007- August,2007	April,2007- August,2007
(1)	(2)	(3)	(4)	(5)	(5)/(4)
1	ANDHRA PRADESH	-	-	76,85,020	-
2	ARUNACHAL PRADESH	-	-	94	-
3	ASSAM	-	-	43,01,000	-
4	BIHAR	-	-	0	-
5	CHHATISGARH	-	-	2,63,000	-
6	DELHI	-	-	0	-
7	GOA	-	-	40	-
8	GUJARAT	-	-	31,03,000	-
9	HARYANA	-	-	9,75,500	-
10	HIMACHAL PRADESH	-	-	3,15,000	-
11	JAMMU AND KASHMIR	-	-	2,89,100	-
12	JHARKHAND	-	-	40,64,132	-
13	KARNATAKA	-	-	25,72,000	-
14	KERALA	-	-	24,76,000	-
15	MADHYA PRADESH	-	-	77,27,000	-
16	MAHARASHTRA	-	-	80,69,000	-
17	MANIPUR	-	-	0	-
18	MEGHALAYA	-	-	9,19,000	-
19	MIZORAM	-	-	0	-
20	NAGALAND	-	-	23	-
21	ORISSA	-	-	14,66,000	-
22	PUDUCHERRY	-	-	37,300	-
23	PUNJAB	-	-	9,66,000	-
24	RAJASTHAN	-	-	43,72,000	-
25	SIKKIM	-	-	1,85,000	-
26	TAMIL NADU	-	-	1,16,20,000	-
27	TRIPURA	-	-	12,00,000	-
28	UTTARAKHAND	-	-	18,28,000	-
29	UTTAR PRADESH	-	-	1,80,39,269	-
30	WEST BENGAL	-	-	68,57,000	-
31	ANDAMAN AND NICOBAR ISLANDS	-	-	4,988	-
32	CHANDIGARH	-	-	0	-
33	DADRA AND NAGAR HAVELI	-	-	0	-
34	DAMAN AND DIU	-	-	0	-
35	LAKSHADWEEP	-	-	56,000	-
<b>Grand Total</b>		-	-	8,93,90,466	-



Table - 4(A)

**Self Help Groups (SHG)  
Formed under SGSY  
(Unit: Number)**

Sl. No.	State/UT Name	Target		Achievement	Percent Achievement
		2007-2008	April,2007- August,2007	April,2007- August,2007	April,2007- August,2007
(1)	(2)	(3)	(4)	(5)	(5)/(4)
1	ANDHRA PRADESH	-	-	47,437	-
2	ARUNACHAL PRADESH	-	-	0	-
3	ASSAM	-	-	1,196	-
4	BIHAR	-	-	2,490	-
5	CHHATISGARH	-	-	997	-
6	DELHI	-	-	0	-
7	GOA	-	-	40	-
8	GUJARAT	-	-	1,831	-
9	HARYANA	-	-	645	-
10	HIMACHAL PRADESH	-	-	256	-
11	JAMMU AND KASHMIR	-	-	327	-
12	JHARKHAND	-	-	1,915	-
13	KARNATAKA	-	-	3,093	-
14	KERALA	-	-	997	-
15	MADHYA PRADESH	-	-	1,480	-
16	MAHARASHTRA	-	-	7,320	-
17	MANIPUR	-	-	0	-
18	MEGHALAYA	-	-	448	-
19	MIZORAM	-	-	0	-
20	NAGALAND	-	-	334	-
21	ORISSA	-	-	3,712	-
22	PUDUCHERRY	-	-	0	-
23	PUNJAB	-	-	252	-
24	RAJASTHAN	-	-	2,041	-
25	SIKKIM	-	-	189	-
26	TAMIL NADU	-	-	4,572	-
27	TRIPURA	-	-	863	-
28	UTTARAKHAND	-	-	146	-
29	UTTAR PRADESH	-	-	12,823	-
30	WEST BENGAL	-	-	15,433	-
31	ANDAMAN AND NICOBAR ISLANDS	-	-	24	-
32	CHANDIGARH	-	-	0	-
33	DADRA AND NAGAR HAVELI	-	-	0	-
34	DAMAN AND DIU	-	-	0	-
35	LAKSHADWEEP	-	-	11	-
<i>Grand Total</i>		-	-	1,10,872	-

# Self Help Groups (SHG)

## To whom income generating activities provided

% Achievement of Target

During April to August, 2007

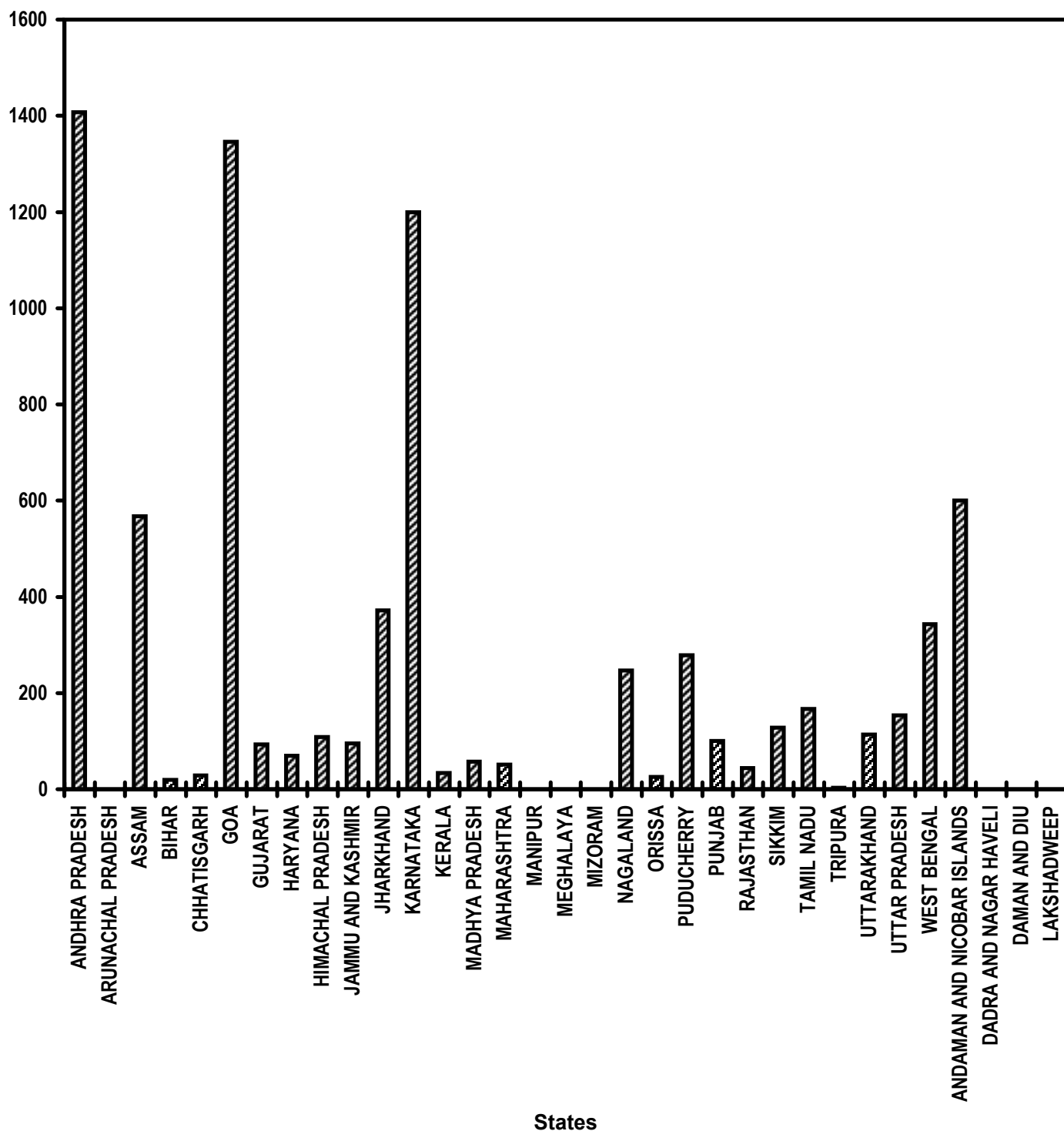


Table - 4(B)

**Self Help Groups (SHG)**  
**To whom income generating activities provided**  
**(Unit: Number)**

Sl. No.	State/UT Name	Target		Achievement	Percent
		2007-2008	April,2007- August,2007	April,2007- August,2007	Achievement April,2007- August,2007
(1)	(2)	(3)	(4)	(5)	(5)/(4)
1	ANDHRA PRADESH	5,596	1,585	22,304	1,407
2	ARUNACHAL PRADESH	311	87	0	0
3	ASSAM	8,071	2,287	12,962	567
4	BIHAR	13,313	3,771	702	19
5	CHHATISGARH	2,956	837	242	29
6	GOA	47	13	175	1,346
7	GUJARAT	2,106	596	552	93
8	HARYANA	1,239	350	244	70
9	HIMACHAL PRADESH	522	146	159	109
10	JAMMU AND KASHMIR	646	183	174	95
11	JHARKHAND	5,019	1,421	5,283	372
12	KARNATAKA	4,226	1,196	14,339	1,199
13	KERALA	1,896	536	184	34
14	MADHYA PRADESH	6,336	1,794	1,026	57
15	MAHARASHTRA	8,353	2,367	1,214	51
16	MANIPUR	541	153	0	0
17	MEGHALAYA	606	171	0	0
18	MIZORAM	140	39	0	0
19	NAGALAND	416	116	287	247
20	ORISSA	6,401	1,812	476	26
21	PUDUCHERRY	70	19	53	279
22	PUNJAB	602	170	170	100
23	RAJASTHAN	3,209	909	402	44
24	SIKKIM	155	43	55	128
25	TAMIL NADU	4,948	1,402	2,348	167
26	TRIPURA	977	277	8	3
27	UTTARAKHAND	1,009	285	325	114
28	UTTAR PRADESH	19,165	5,429	8,349	154
29	WEST BENGAL	7,113	2,015	6,904	343
30	ANDAMAN AND NICOBAR ISLANDS	12	4	24	600
31	DADRA AND NAGAR HAVELI	12	5	0	0
32	DAMAN AND DIU	12	4	0	0
33	LAKSHADWEEP	12	4	0	0
<b>Grand Total</b>		<b>1,06,037</b>	<b>30,026</b>	<b>78,961</b>	<b>263</b>

**Very Good:(90% or above of targets)**

ANDHRA PRADESH, ASSAM, GOA, GUJARAT, HIMACHAL PRADESH, JAMMU AND KASHMIR, JHARKHAND, KARNATAKA, NAGALAND, PUDUCHERRY, PUNJAB, SIKKIM, TAMIL NADU, UTTARAKHAND, UTTAR PRADESH, WEST BENGAL, ANDAMAN AND NICOBAR ISLANDS

**Poor:(Below 80% of targets)**

ARUNACHAL PRADESH, BIHAR, CHHATISGARH, HARYANA, KERALA, MADHYA PRADESH, MAHARASHTRA, MANIPUR, MEGHALAYA, MIZORAM, ORISSA, RAJASTHAN, TRIPURA, DADRA AND NAGAR HAVELI, DAMAN AND DIU, LAKSHADWEEP

Table - 5

**Distribution of waste land to the landless**  
**Total Land Distributed**  
**(Unit: Hectare)**

Sl. No.	State/UT Name	Target		Achievement	Percent
		2007-2008	April,2007- August,2007	April,2007- August,2007	Achievement April,2007- August,2007
(1)	(2)	(3)	(4)	(5)	(5)/(4)
1	ANDHRA PRADESH	-	-	1,940	-
2	ARUNACHAL PRADESH	-	-	0	-
3	ASSAM	-	-	284	-
4	BIHAR	-	-	156	-
5	CHHATISGARH	-	-	9,687	-
6	DELHI	-	-	0	-
7	GOA	-	-	0	-
8	GUJARAT	-	-	0	-
9	HARYANA	-	-	0	-
10	HIMACHAL PRADESH	-	-	0	-
11	JAMMU AND KASHMIR	-	-	0	-
12	JHARKHAND	-	-	10,501	-
13	KARNATAKA	-	-	0	-
14	KERALA	-	-	130	-
15	MADHYA PRADESH	-	-	0	-
16	MAHARASHTRA	-	-	1,72,059	-
17	MANIPUR	-	-	0	-
18	MEGHALAYA	-	-	0	-
19	MIZORAM	-	-	0	-
20	NAGALAND	-	-	0	-
21	ORISSA	-	-	0	-
22	PUDUCHERRY	-	-	2	-
23	PUNJAB	-	-	0	-
24	RAJASTHAN	-	-	0	-
25	SIKKIM	-	-	0	-
26	TAMIL NADU	-	-	500	-
27	TRIPURA	-	-	0	-
28	UTTARAKHAND	-	-	10	-
29	UTTAR PRADESH	-	-	2,354	-
30	WEST BENGAL	-	-	0	-
31	ANDAMAN AND NICOBAR ISLANDS	-	-	0	-
32	CHANDIGARH	-	-	0	-
33	DADRA AND NAGAR HAVELI	-	-	0	-
34	DAMAN AND DIU	-	-	0	-
35	LAKSHADWEEP	-	-	0	-
<i>Grand Total</i>		-	-	1,97,623	-

Table - 6(A)

## Minimum Wages Enforcement (including Farm Labour)

Sl. No.	State/UT Name	Agriculture and Farm Workers: Inspections made (Number) April,2007-August,2007	Agriculture and Farm Workers: Irregularities detected (Number) April,2007-August,2007	Agriculture and Farm Workers: Irregularities rectified (Number) April,2007-August,2007
(1)	(2)	(3)	(4)	(5)
1	ANDHRA PRADESH	0	0	0
2	ARUNACHAL PRADESH	0	0	0
3	ASSAM	0	0	0
4	BIHAR	16,698	2,285	2,310
5	CHHATISGARH	0	0	0
6	DELHI	0	0	0
7	GOA	0	0	0
8	GUJARAT	41,141	6,511	6,096
9	HARYANA	0	0	0
10	HIMACHAL PRADESH	0	0	0
11	JAMMU AND KASHMIR	0	0	0
12	JHARKHAND	0	0	0
13	KARNATAKA	0	0	0
14	KERALA	1	3	3
15	MADHYA PRADESH	0	0	0
16	MAHARASHTRA	0	0	0
17	MANIPUR	0	0	0
18	MEGHALAYA	0	0	0
19	MIZORAM	0	0	0
20	NAGALAND	0	0	0
21	ORISSA	2,176	1,657	1,308
22	PUDUCHERRY	150	0	0
23	PUNJAB	253	2	2
24	RAJASTHAN	88	0	0
25	SIKKIM	0	0	0
26	TAMIL NADU	0	0	0
27	TRIPURA	17	0	0
28	UTTARAKHAND	140	1	0
29	UTTAR PRADESH	3,596	355	0
30	WEST BENGAL	441	142	135
31	ANDAMAN AND NICOBAR ISLANDS	0	0	0
32	CHANDIGARH	0	0	0
33	DADRA AND NAGAR HAVELI	0	0	0
34	DAMAN AND DIU	0	0	0
35	LAKSHADWEEP	0	0	0
<b>Grand Total</b>		<b>64,701</b>	<b>10,956</b>	<b>9,854</b>

Table - 6(B)

**Minimum Wages Enforcement (including Farm Labour)**  
(Unit: Number)

Sl. No.	State/UT Name	Agriculture and Farm Workers:	Agriculture and Farm Workers:
		Claims filed (Number) April,2007-August,2007	Claims settled (Number) April,2007-August,2007
(1)	(2)	(3)	(4)
1	ANDHRA PRADESH	0	0
2	ARUNACHAL PRADESH	0	0
3	ASSAM	0	0
4	BIHAR	625	701
5	CHHATISGARH	0	0
6	DELHI	0	0
7	GOA	0	0
8	GUJARAT	0	60
9	HARYANA	12	5
10	HIMACHAL PRADESH	0	0
11	JAMMU AND KASHMIR	0	0
12	JHARKHAND	0	0
13	KARNATAKA	0	0
14	KERALA	0	0
15	MADHYA PRADESH	0	0
16	MAHARASHTRA	0	0
17	MANIPUR	0	0
18	MEGHALAYA	0	0
19	MIZORAM	0	0
20	NAGALAND	0	0
21	ORISSA	1	0
22	PUDUCHERRY	0	0
23	PUNJAB	0	0
24	RAJASTHAN	6	0
25	SIKKIM	0	0
26	TAMIL NADU	0	0
27	TRIPURA	0	0
28	UTTARAKHAND	0	0
29	UTTAR PRADESH	0	0
30	WEST BENGAL	0	0
31	ANDAMAN AND NICOBAR ISLANDS	0	0
32	CHANDIGARH	0	0
33	DADRA AND NAGAR HAVELI	0	0
34	DAMAN AND DIU	0	0
35	LAKSHADWEEP	0	0
<b>Grand Total</b>		<b>644</b>	<b>766</b>

Table - 6(C)

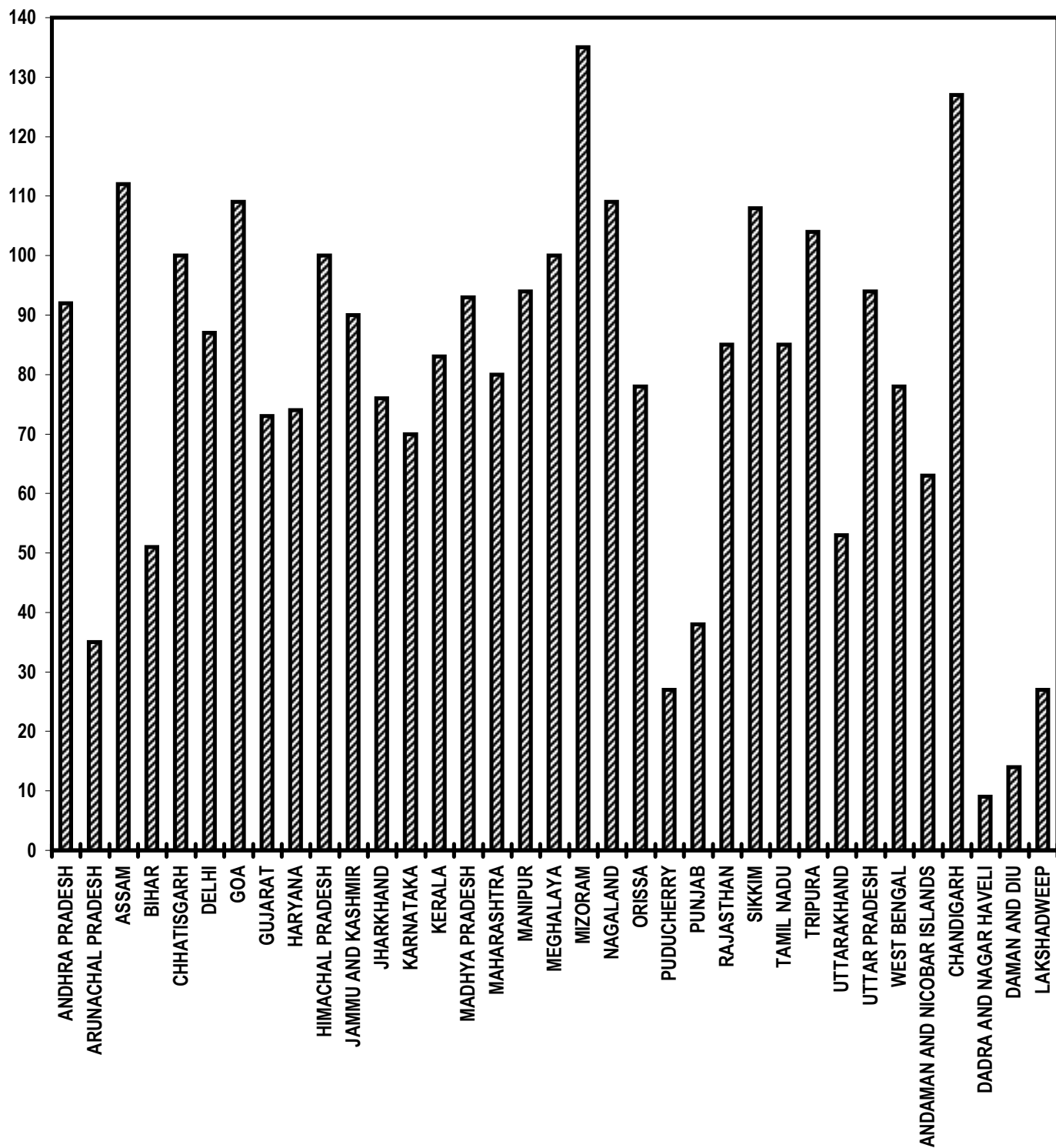
## Minimum Wages Enforcement (including Farm Labour)

Sl. No.	State/UT Name	Agriculture and Farm Workers: Prosecution cases Pending (Number) April,2007-August,2007	Agriculture and Farm Workers: Prosecution cases filed (Number) April,2007-August,2007	Agriculture and Farm Workers: Prosecution cases decided (Number) April,2007-August,2007
		(3)	(4)	(5)
1	ANDHRA PRADESH	0	0	0
2	ARUNACHAL PRADESH	0	0	0
3	ASSAM	0	0	0
4	BIHAR	407	0	7
5	CHHATISGARH	0	0	0
6	DELHI	0	0	0
7	GOA	0	0	87
8	GUJARAT	7,915	71	241
9	HARYANA	104	0	0
10	HIMACHAL PRADESH	0	0	0
11	JAMMU AND KASHMIR	0	0	0
12	JHARKHAND	0	0	0
13	KARNATAKA	0	0	0
14	KERALA	0	0	0
15	MADHYA PRADESH	0	0	0
16	MAHARASHTRA	0	0	0
17	MANIPUR	0	0	0
18	MEGHALAYA	0	0	0
19	MIZORAM	0	0	0
20	NAGALAND	0	0	0
21	ORISSA	296	0	0
22	PUDUCHERRY	0	0	0
23	PUNJAB	0	0	0
24	RAJASTHAN	0	0	0
25	SIKKIM	0	0	0
26	TAMIL NADU	0	0	0
27	TRIPURA	0	0	0
28	UTTARAKHAND	0	1	0
29	UTTAR PRADESH	260	0	0
30	WEST BENGAL	238	0	0
31	ANDAMAN AND NICOBAR ISLANDS	0	0	0
32	CHANDIGARH	0	0	0
33	DADRA AND NAGAR HAVELI	0	0	0
34	DAMAN AND DIU	0	0	0
35	LAKSHADWEEP	0	0	0
<b>Grand Total</b>		<b>9,220</b>	<b>72</b>	<b>335</b>

# Food security (Targeted Public Distribution system)

## Off take

% Achievement of Target  
During April to August, 2007



States



Table - 7(A)

## Food security (Targeted Public Distribution system)

Sl. No.	State/UT Name	Allocation of	Off take	Percentage of
		Food Grains (Tonnes) April,2007- August,2007	April,2007- August,2007	offtake w.r.t. Allocation of Food Grains
(1)	(2)	(3)	(4)	(5)
1	ANDHRA PRADESH	16,14,451	14,83,662	92
2	ARUNACHAL PRADESH	42,426	14,668	35
3	ASSAM	5,17,803	5,78,231	112
4	BIHAR	10,81,354	5,51,903	51
5	CHHATISGARH	3,41,686	3,42,920	100
6	DELHI	2,52,360	2,20,697	87
7	GOA	9,624	10,451	109
8	GUJARAT	4,36,278	3,19,909	73
9	HARYANA	1,60,773	1,19,039	74
10	HIMACHAL PRADESH	1,59,985	1,59,815	100
11	JAMMU AND KASHMIR	3,13,199	2,82,419	90
12	JHARKHAND	4,12,195	3,13,382	76
13	KARNATAKA	10,94,617	7,69,167	70
14	KERALA	4,42,735	3,69,085	83
15	MADHYA PRADESH	6,58,786	6,14,911	93
16	MAHARASHTRA	10,91,072	8,72,202	80
17	MANIPUR	41,334	38,982	94
18	MEGHALAYA	53,277	53,431	100
19	MIZORAM	25,263	34,141	135
20	NAGALAND	51,070	55,817	109
21	ORISSA	7,77,694	6,06,932	78
22	PUDUCHERRY	27,030	7,410	27
23	PUNJAB	90,604	34,057	38
24	RAJASTHAN	4,67,075	3,95,269	85
25	SIKKIM	19,048	20,626	108
26	TAMIL NADU	20,14,637	17,03,017	85
27	TRIPURA	99,261	1,03,674	104
28	UTTARAKHAND	2,16,280	1,15,568	53
29	UTTAR PRADESH	17,96,527	16,86,802	94
30	WEST BENGAL	10,83,546	8,44,636	78
31	ANDAMAN AND NICOBAR ISLANDS	12,151	7,621	63
32	CHANDIGARH	1,761	2,244	127
33	DADRA AND NAGAR HAVELI	5,071	480	9
34	DAMAN AND DIU	1,138	154	14
35	LAKSHADWEEP	1,999	540	27
<b>Grand Total</b>		<b>1,54,14,110</b>	<b>1,27,33,862</b>	<b>83</b>

**Very Good:(90% or above of targets)**

ANDHRA PRADESH, ASSAM, CHHATISGARH, GOA, HIMACHAL PRADESH, JAMMU AND KASHMIR, MADHYA PRADESH, MANIPUR, MEGHALAYA, MIZORAM, NAGALAND, SIKKIM, TRIPURA, UTTAR PRADESH, CHANDIGARH

**Good:(Between 80% to 90% targets)**

DELHI, KERALA, MAHARASHTRA, RAJASTHAN, TAMIL NADU

**Poor:(Below 80% of targets)**

ARUNACHAL PRADESH, BIHAR, GUJARAT, HARYANA, JHARKHAND, KARNATAKA, ORISSA, PUDUCHERRY, PUNJAB, UTTARAKHAND, WEST BENGAL, ANDAMAN AND NICOBAR ISLANDS, DADRA AND NAGAR HAVELI, DAMAN AND DIU, LAKSHADWEEP

# Food security(Antodaya Anna Yojana)

## Off take

% Achievement of Target  
During April to August, 2007

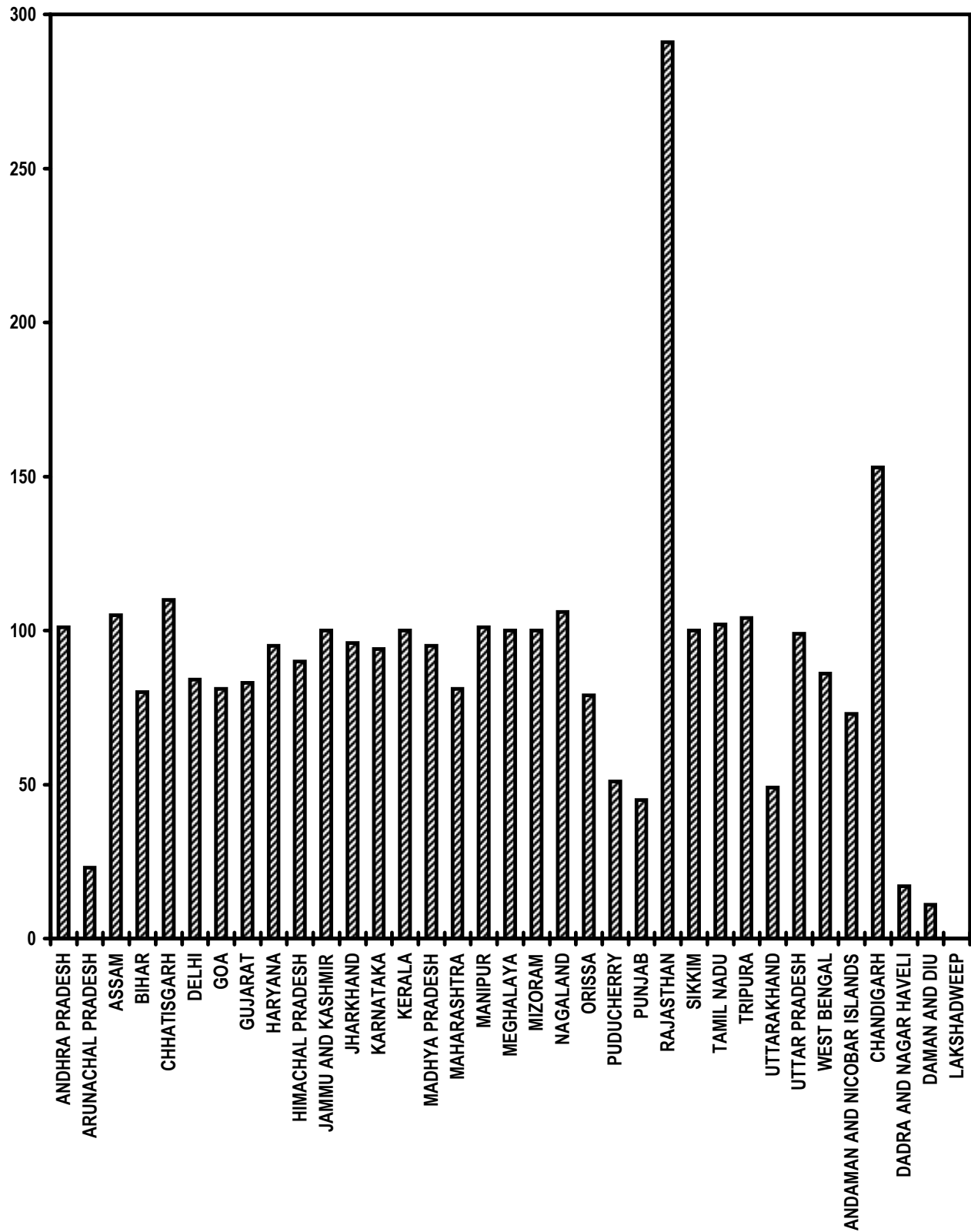


Table - 7(B)

## Food Security (Antodaya Anna Yojana)

Sl. No.	State/UT Name	Allocation of	Off take	Percentage of
		Food Grains (Tonnes) April,2007- August,2007	April,2007- August,2007	offtake w.r.t. Allocation of Food Grains
(1)	(2)	(3)	(4)	(5)
1	ANDHRA PRADESH	2,72,620	2,76,462	101
2	ARUNACHAL PRADESH	6,655	1,544	23
3	ASSAM	1,22,959	1,29,524	105
4	BIHAR	3,90,995	3,13,336	80
5	CHHATISGARH	1,25,810	1,38,306	110
6	DELHI	9,832	8,271	84
7	GOA	2,545	2,074	81
8	GUJARAT	1,26,327	1,05,464	83
9	HARYANA	51,175	48,550	95
10	HIMACHAL PRADESH	31,520	28,283	90
11	JAMMU AND KASHMIR	42,983	43,178	100
12	JHARKHAND	1,17,274	1,12,927	96
13	KARNATAKA	2,02,673	1,91,391	94
14	KERALA	1,04,275	1,04,287	100
15	MADHYA PRADESH	2,28,486	2,17,856	95
16	MAHARASHTRA	3,78,997	3,05,738	81
17	MANIPUR	8,825	8,882	101
18	MEGHALAYA	12,285	12,289	100
19	MIZORAM	4,550	4,550	100
20	NAGALAND	7,994	8,454	106
21	ORISSA	2,21,300	1,75,346	79
22	PUDUCHERRY	5,645	2,854	51
23	PUNJAB	23,802	10,818	45
24	RAJASTHAN	1,31,570	3,83,488	291
25	SIKKIM	2,890	2,894	100
26	TAMIL NADU	3,26,310	3,31,431	102
27	TRIPURA	15,054	15,673	104
28	UTTARAKHAND	46,602	22,939	49
29	UTTAR PRADESH	6,69,294	6,60,723	99
30	WEST BENGAL	2,36,319	2,04,403	86
31	ANDAMAN AND NICOBAR ISLANDS	729	535	73
32	CHANDIGARH	370	566	153
33	DADRA AND NAGAR HAVELI	902	150	17
34	DAMAN AND DIU	260	29	11
35	LAKSHADWEEP	177	0	0
<b>Grand Total</b>		<b>39,30,004</b>	<b>38,73,215</b>	<b>99</b>

**Very Good:(90% or above of targets)**

ANDHRA PRADESH, ASSAM, CHHATISGARH, HARYANA, HIMACHAL PRADESH, JAMMU AND KASHMIR, JHARKHAND, KARNATAKA, KERALA, MADHYA PRADESH, MANIPUR, MEGHALAYA, MIZORAM, NAGALAND, RAJASTHAN, SIKKIM, TAMIL NADU, TRIPURA, UTTAR PRADESH, CHANDIGARH

**Good:(Between 80% to 90% targets)**

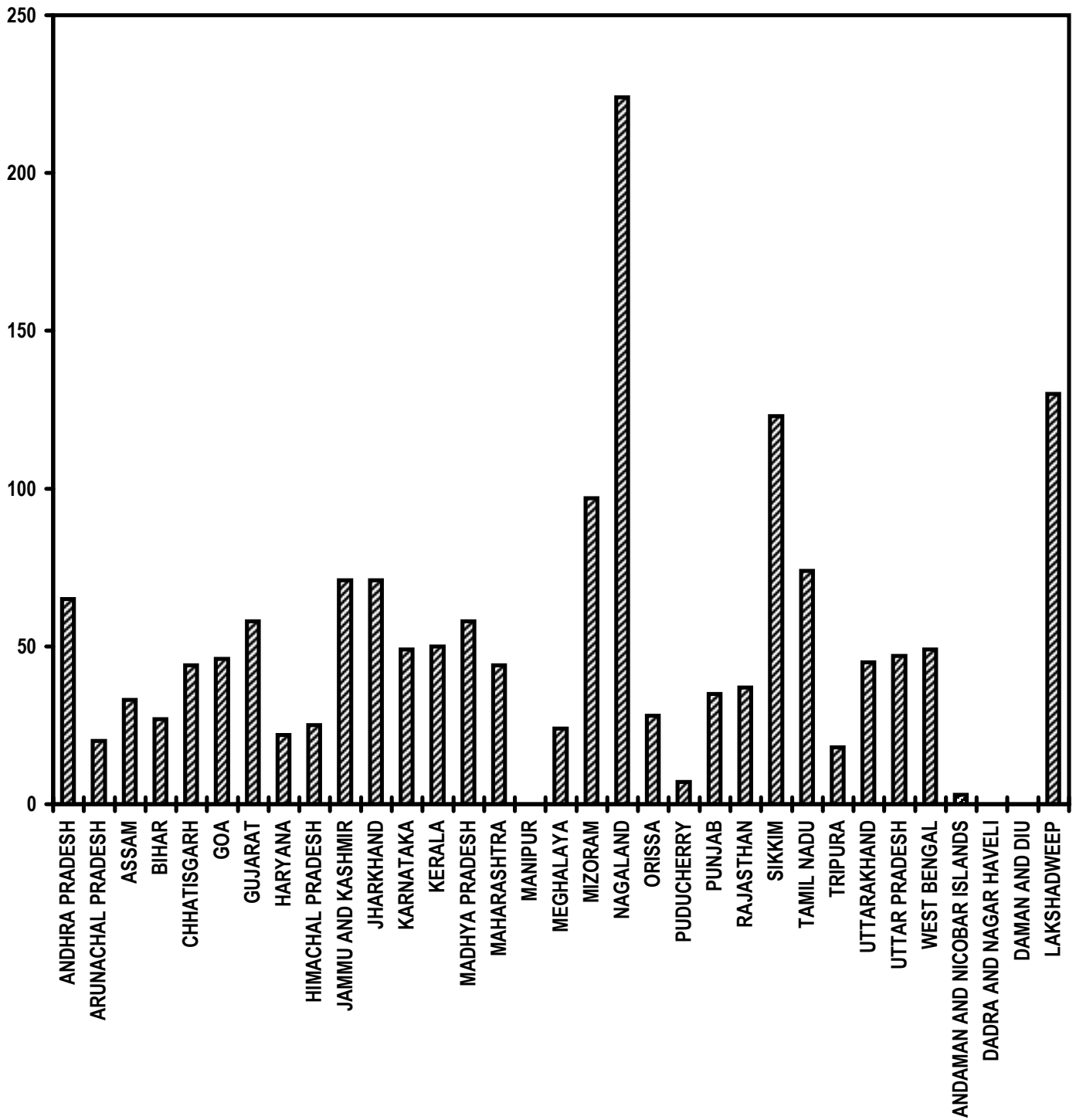
BIHAR, DELHI, GOA, GUJARAT, MAHARASHTRA, WEST BENGAL

**Poor:(Below 80% of targets)**

ARUNACHAL PRADESH, ORISSA, PUDUCHERRY, PUNJAB, UTTARAKHAND, ANDAMAN AND NICOBAR ISLANDS, DADRA AND NAGAR HAVELI, DAMAN AND DIU,

# Rural Housing - Indira Awaas Yojana

Houses constructed  
% Achievement of Target  
During April to August, 2007



States

Table - 8

**Rural Housing - Indira Awaas Yojana**  
**Houses constructed**  
**(Unit: Number)**

Sl. No.	State/UT Name	Target		Achievement	Percent
		2007-2008	April,2007- August,2007	April,2007- August,2007	Achievement April,2007- August,2007
(1)	(2)	(3)	(4)	(5)	(5)/(4)
1	ANDHRA PRADESH	1,92,148	80,060	52,172	65
2	ARUNACHAL PRADESH	6,765	2,820	558	20
3	ASSAM	1,49,593	62,330	20,561	33
4	BIHAR	5,67,171	2,36,320	63,066	27
5	CHHATISGARH	29,714	12,380	5,490	44
6	GOA	1,183	490	223	46
7	GUJARAT	94,234	39,265	22,666	58
8	HARYANA	13,231	5,510	1,194	22
9	HIMACHAL PRADESH	4,242	1,765	443	25
10	JAMMU AND KASHMIR	13,177	5,490	3,874	71
11	JHARKHAND	50,589	21,080	14,904	71
12	KARNATAKA	74,029	30,845	15,139	49
13	KERALA	41,167	17,150	8,619	50
14	MADHYA PRADESH	59,096	24,625	14,396	58
15	MAHARASHTRA	1,15,879	48,280	21,142	44
16	MANIPUR	5,872	2,445	0	0
17	MEGHALAYA	10,228	4,260	1,038	24
18	MIZORAM	2,180	905	880	97
19	NAGALAND	6,768	2,820	6,321	224
20	ORISSA	1,11,431	46,430	12,955	28
21	PUDUCHERRY	910	380	25	7
22	PUNJAB	16,362	6,815	2,372	35
23	RAJASTHAN	47,354	19,730	7,396	37
24	SIKKIM	1,294	540	666	123
25	TAMIL NADU	76,932	32,055	23,591	74
26	TRIPURA	13,178	5,490	972	18
27	UTTARAKHAND	11,611	4,835	2,174	45
28	UTTAR PRADESH	2,54,750	1,06,145	50,036	47
29	WEST BENGAL	1,53,709	64,045	31,452	49
30	ANDAMAN AND NICOBAR ISLANDS	1,828	760	25	3
31	DADRA AND NAGAR HAVELI	305	125	0	0
32	DAMAN AND DIU	136	55	0	0
33	LAKSHADWEEP	118	50	65	130
<b>Grand Total</b>		<b>21,27,184</b>	<b>8,86,295</b>	<b>3,84,415</b>	<b>43</b>

**Very Good:(90% or above of targets)**

MIZORAM, NAGALAND, SIKKIM, LAKSHADWEEP

**Poor:(Below 80% of targets)**

ANDHRA PRADESH, ARUNACHAL PRADESH, ASSAM, BIHAR, CHHATISGARH, GOA, GUJARAT, HARYANA, HIMACHAL PRADESH, JAMMU AND KASHMIR, JHARKHAND, KARNATAKA, KERALA, MADHYA PRADESH, MAHARASHTRA, MANIPUR, MEGHALAYA, ORISSA, PUDUCHERRY, PUNJAB, RAJASTHAN, TAMIL NADU, TRIPURA, UTTARAKHAND, UTTAR PRADESH, WEST BENGAL, ANDAMAN AND NICOBAR ISLANDS, DADRA AND NAGAR HAVELI, DAMAN AND DIU

Table - 9

**EWS/LIG Houses in Urban Areas**  
**Houses constructed**  
**(Unit: Number)**

Sl. No.	State/UT Name	Target		Achievement	Percent Achievement
		2007-2008	April,2007- August,2007	April,2007- August,2007	April,2007- August,2007
(1)	(2)	(3)	(4)	(5)	(5)/(4)
1	ARUNACHAL PRADESH	3,277	1,365	0	0
2	CHHATISGARH	11,500	4,790	1,795	37
3	HARYANA	1,340	555	0	0
4	HIMACHAL PRADESH	252	105	0	0
5	MADHYA PRADESH	6,474	2,695	367	14
6	MAHARASHTRA	52,616	21,920	0	0
7	PUNJAB	7,500	3,125	0	0
8	SIKKIM	4	1	0	0
9	TRIPURA	5,400	2,250	0	0
10	UTTAR PRADESH	4,700	1,955	406	21
11	WEST BENGAL	348	145	0	0
<i>Grand Total</i>		93,411	38,906	2,568	7

**Poor:(Below 80% of targets)**

ARUNACHAL PRADESH, CHHATISGARH, HARYANA, HIMACHAL PRADESH, MADHYA PRADESH, MAHARASHTRA, PUNJAB, SIKKIM, TRIPURA, UTTAR PRADESH, WEST BENGAL

# Rural Areas - Accelerated Rural Water Supply Programme

Habitations covered (NC and PC)

% Achievement of Target  
During April to August, 2007

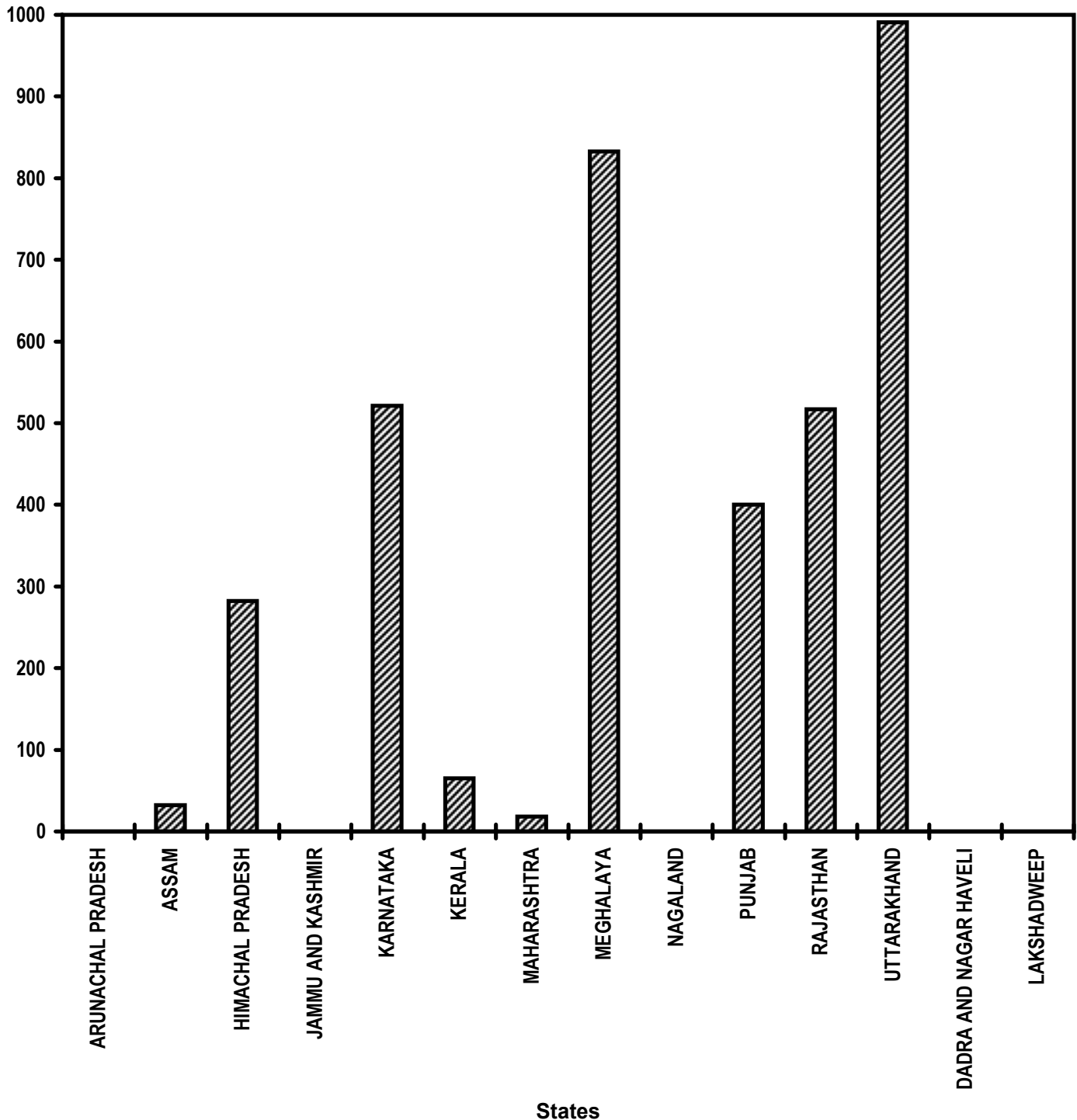


Table - 10(A)

**Rural Areas - Accelerated Rural Water Supply Programme**  
**Habitations covered (NC and PC)**  
**(Unit: Number)**

Sl. No.	State/UT Name	Target		Achievement	Percent Achievement
		2007-2008	April,2007- August,2007	April,2007- August,2007	April,2007- August,2007
(1)	(2)	(3)	(4)	(5)	(5)/(4)
1	ARUNACHAL PRADESH	103	29	0	0
2	ASSAM	2,344	664	210	32
3	HIMACHAL PRADESH	1,941	549	1,546	282
4	JAMMU AND KASHMIR	1,008	285	0	0
5	KARNATAKA	800	226	1,178	521
6	KERALA	2,400	680	440	65
7	MAHARASHTRA	7,103	2,014	357	18
8	MEGHALAYA	69	18	150	833
9	NAGALAND	300	85	0	0
10	PUNJAB	8	3	12	400
11	RAJASTHAN	677	192	992	517
12	UTTARAKHAND	118	33	327	991
13	DADRA AND NAGAR HAVELI	8	3	0	0
14	LAKSHADWEEP	7	1	0	0
<i>Grand Total</i>		16,886	4,782	5,212	109

**Very Good:(90% or above of targets)**

HIMACHAL PRADESH, KARNATAKA, MEGHALAYA, PUNJAB, RAJASTHAN, UTTARAKHAND

**Poor:(Below 80% of targets)**

ARUNACHAL PRADESH, ASSAM, JAMMU AND KASHMIR, KERALA, MAHARASHTRA, NAGALAND, DADRA AND NAGAR HAVELI, LAKSHADWEEP



# Rural Areas - Accelerated Rural Water Supply Programme

Slipped back Habitations with  
water quality problems covered

% Achievement of Target  
During April to August, 2007

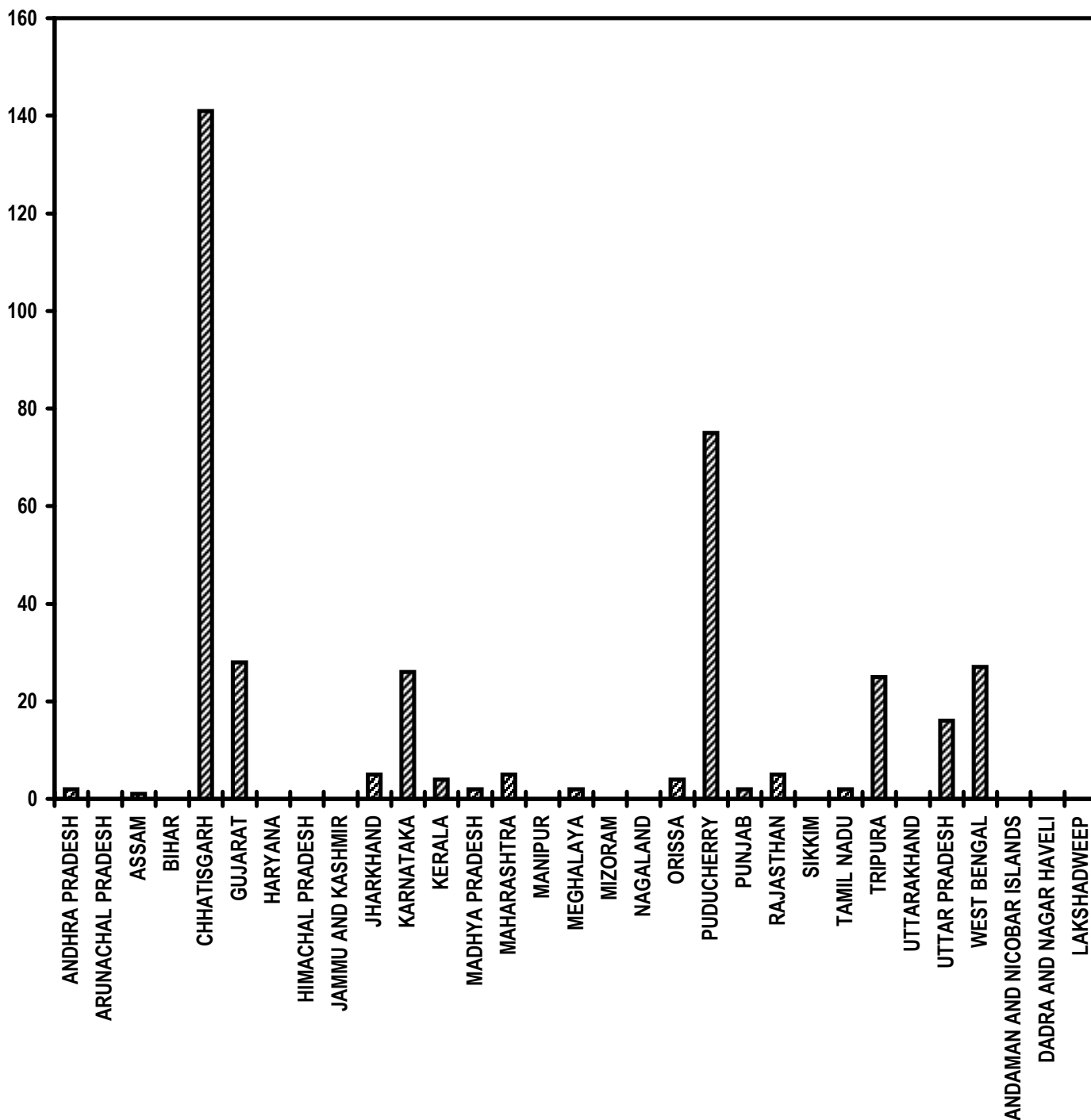


Table - 10(B)

**Rural Areas - Accelerated Rural Water Supply Programme**  
**Slipped back Habitations with water quality problems covered**  
**(Unit: Number)**

Sl. No.	State/UT Name	Target		Achievement	Percent Achievement
		2007-2008	April,2007- August,2007	April,2007- August,2007	April,2007- August,2007
(1)	(2)	(3)	(4)	(5)	(5)/(4)
1	ANDHRA PRADESH	9,910	2,914	46	2
2	ARUNACHAL PRADESH	1,584	461	0	0
3	ASSAM	12,680	4,178	56	1
4	BIHAR	20,963	6,436	7	0
5	CHHATISGARH	3,714	1,138	1,603	141
6	GUJARAT	3,139	1,107	311	28
7	HARYANA	823	246	0	0
8	HIMACHAL PRADESH	5,044	1,428	0	0
9	JAMMU AND KASHMIR	2,058	587	0	0
10	JHARKHAND	5,479	1,601	88	5
11	KARNATAKA	6,372	2,456	642	26
12	KERALA	2,545	738	29	4
13	MADHYA PRADESH	10,107	2,992	62	2
14	MAHARASHTRA	14,886	4,707	220	5
15	MANIPUR	3	1	0	0
16	MEGHALAYA	1,421	403	9	2
17	MIZORAM	89	26	0	0
18	NAGALAND	381	109	0	0
19	ORISSA	5,577	2,088	77	4
20	PUDUCHERRY	21	8	6	75
21	PUNJAB	2,435	786	14	2
22	RAJASTHAN	22,024	7,654	358	5
23	SIKKIM	254	73	0	0
24	TAMIL NADU	12,538	3,597	69	2
25	TRIPURA	589	218	54	25
26	UTTARAKHAND	2,494	705	0	0
27	UTTAR PRADESH	3,587	1,204	189	16
28	WEST BENGAL	4,761	1,857	509	27
29	ANDAMAN AND NICOBAR ISLANDS	6	2	0	0
30	DADRA AND NAGAR HAVELI	8	3	0	0
31	LAKSHADWEEP	7	1	0	0
<b>Grand Total</b>		<b>1,55,499</b>	<b>49,724</b>	<b>4,349</b>	<b>9</b>

**Very Good:(90% or above of targets)**

CHHATISGARH

**Poor:(Below 80% of targets)**

ANDHRA PRADESH, ARUNACHAL PRADESH, ASSAM, BIHAR, GUJARAT, HARYANA, HIMACHAL PRADESH, JAMMU AND KASHMIR, JHARKHAND, KARNATAKA, KERALA, MADHYA PRADESH, MAHARASHTRA, MANIPUR, MEGHALAYA, MIZORAM, NAGALAND, ORISSA, PUDUCHERRY, PUNJAB, RAJASTHAN, SIKKIM, TAMIL NADU, TRIPURA, UTTARAKHAND, UTTAR PRADESH, WEST BENGAL, ANDAMAN AND NICOBAR ISLANDS, DADRA AND NAGAR HAVELI, LAKSHADWEEP

# Immunisation of Children

## Routine Immunisation comprising of Tetanus, DPT, Polio, BCG and Measles - Infants Immunised

% Achievement of Target  
During April to August, 2007

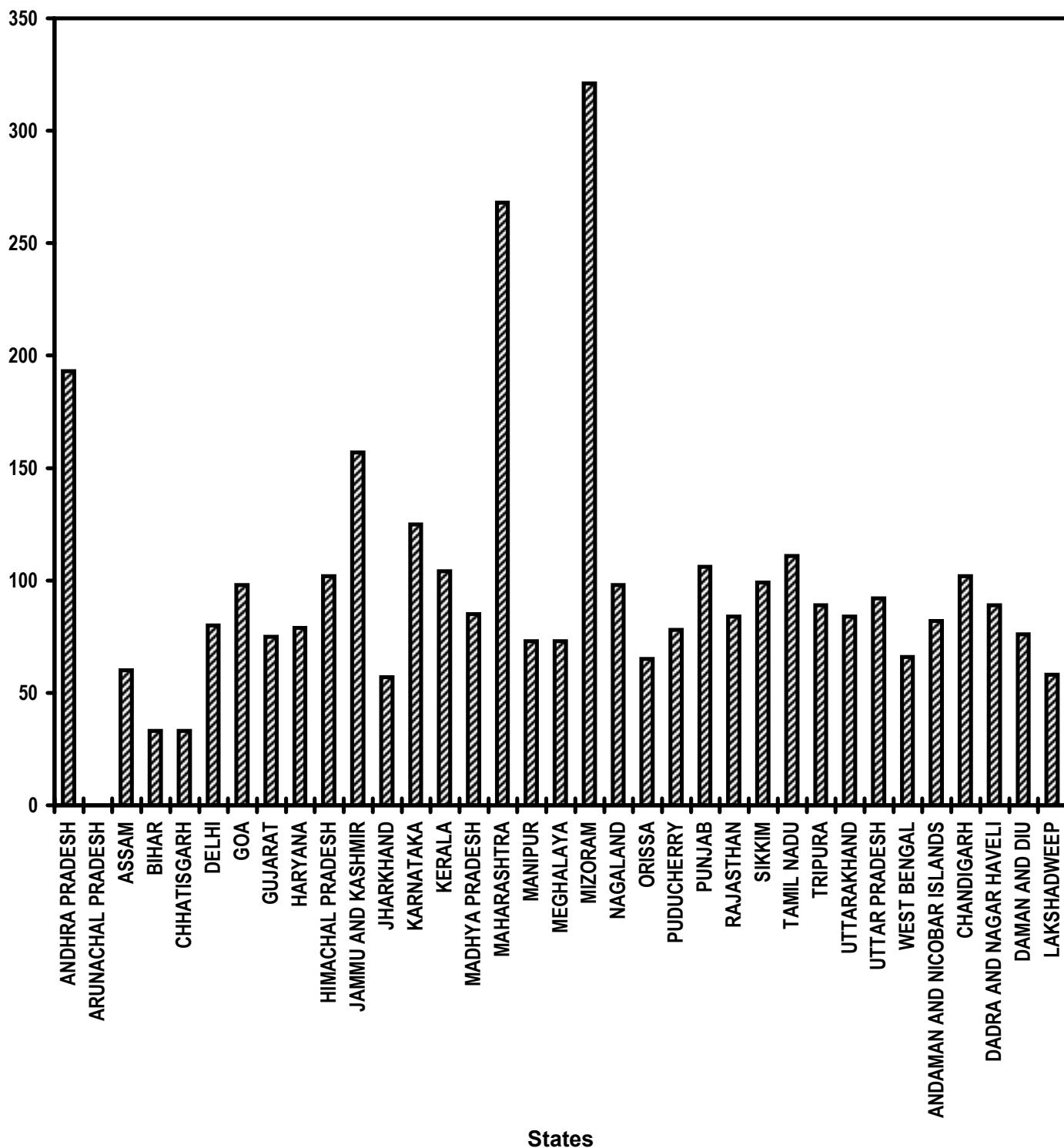


Table - 11(A)

**Immunisation of Children**  
**Routine Immunisation comprising of Tetanus, DPT, Polio, BCG and Measles - Infants Immunised**  
**(Unit: Number)**

Sl. No.	State/UT Name	Target		Achievement	Percent Achievement
		2007-2008	April,2007- August,2007	April,2007- August,2007	April,2007- August,2007
(1)	(2)	(3)	(4)	(5)	(5)/(4)
1	ANDHRA PRADESH	14,62,520	6,09,380	11,78,156	193
2	ARUNACHAL PRADESH	24,371	10,155	0	0
3	ASSAM	6,96,503	2,90,210	1,74,265	60
4	BIHAR	26,47,342	11,03,060	3,64,481	33
5	CHHATISGARH	6,04,854	2,52,020	83,778	33
6	DELHI	2,97,037	1,23,765	98,893	80
7	GOA	21,515	8,965	8,762	98
8	GUJARAT	12,90,956	5,37,895	4,01,647	75
9	HARYANA	5,56,839	2,32,015	1,83,388	79
10	HIMACHAL PRADESH	1,18,945	49,560	50,481	102
11	JAMMU AND KASHMIR	2,14,329	89,305	1,40,559	157
12	JHARKHAND	7,42,229	3,09,260	1,76,695	57
13	KARNATAKA	11,36,325	4,73,470	5,93,440	125
14	KERALA	5,11,439	2,13,100	2,21,570	104
15	MADHYA PRADESH	18,86,734	7,86,140	6,70,192	85
16	MAHARASHTRA	19,55,084	8,14,615	21,83,093	268
17	MANIPUR	35,716	14,880	10,865	73
18	MEGHALAYA	60,218	25,090	18,228	73
19	MIZORAM	18,269	7,610	24,428	321
20	NAGALAND	29,664	12,360	12,137	98
21	ORISSA	8,32,657	3,46,940	2,24,636	65
22	PUDUCHERRY	17,637	7,350	5,762	78
23	PUNJAB	4,72,322	1,96,800	2,07,996	106
24	RAJASTHAN	17,38,250	7,24,270	6,09,378	84
25	SIKKIM	11,156	4,650	4,616	99
26	TAMIL NADU	10,84,836	4,52,015	5,02,393	111
27	TRIPURA	50,559	21,065	18,835	89
28	UTTARAKHAND	1,84,980	77,075	65,000	84
29	UTTAR PRADESH	54,14,335	22,55,970	20,70,851	92
30	WEST BENGAL	16,19,384	6,74,745	4,44,570	66
31	ANDAMAN AND NICOBAR ISLANDS	6,731	2,805	2,308	82
32	CHANDIGARH	16,455	6,855	6,959	102
33	DADRA AND NAGAR HAVELI	7,074	2,945	2,618	89
34	DAMAN AND DIU	3,544	1,475	1,127	76
35	LAKSHADWEEP	1,247	520	302	58
<b>Grand Total</b>		<b>2,57,72,056</b>	<b>1,07,38,335</b>	<b>1,07,62,409</b>	<b>100</b>

**Very Good:(90% or above of targets)**

ANDHRA PRADESH, GOA, HIMACHAL PRADESH, JAMMU AND KASHMIR, KARNATAKA, KERALA, MAHARASHTRA, MIZORAM, NAGALAND, PUNJAB, SIKKIM, TAMIL NADU, UTTAR PRADESH, CHANDIGARH

**Good:(Between 80% to 90% targets)**

DELHI, MADHYA PRADESH, RAJASTHAN, TRIPURA, UTTARAKHAND, ANDAMAN AND NICOBAR ISLANDS, DADRA AND NAGAR HAVELI

**Poor:(Below 80% of targets)**

ARUNACHAL PRADESH, ASSAM, BIHAR, CHHATISGARH, GUJARAT, HARYANA, JHARKHAND, MANIPUR, MEGHALAYA, ORISSA, PUDUCHERRY, WEST BENGAL, DAMAN AND DIU, LAKSHADWEEP

Table - 11(B)

**Immunisation of Children**  
**Pulse Polio Immunisation Programme - Infants Immunised**  
**(Unit: Number)**

Sl. No.	State/UT Name	Target		Achievement	Percent Achievement
		2007-2008	April,2007- August,2007	April,2007- August,2007	April,2007- August,2007
(1)	(2)	(3)	(4)	(5)	(5)/(4)
1	ANDHRA PRADESH	-	-	87,82,988	-
2	ARUNACHAL PRADESH	-	-	0	-
3	ASSAM	-	-	1,35,073	-
4	BIHAR	-	-	4,05,447	-
5	CHHATISGARH	-	-	35,11,333	-
6	DELHI	-	-	97,99,882	-
7	GOA	-	-	0	-
8	GUJARAT	-	-	1,13,59,549	-
9	HARYANA	-	-	0	-
10	HIMACHAL PRADESH	-	-	0	-
11	JAMMU AND KASHMIR	-	-	21,523	-
12	JHARKHAND	-	-	30,17,749	-
13	KARNATAKA	-	-	4,43,283	-
14	KERALA	-	-	0	-
15	MADHYA PRADESH	-	-	0	-
16	MAHARASHTRA	-	-	66,29,479	-
17	MANIPUR	-	-	0	-
18	MEGHALAYA	-	-	0	-
19	MIZORAM	-	-	73,139	-
20	NAGALAND	-	-	7,453	-
21	ORISSA	-	-	0	-
22	PUDUCHERRY	-	-	0	-
23	PUNJAB	-	-	37,53,184	-
24	RAJASTHAN	-	-	34,75,997	-
25	SIKKIM	-	-	0	-
26	TAMIL NADU	-	-	0	-
27	TRIPURA	-	-	0	-
28	UTTARAKHAND	-	-	9,69,162	-
29	UTTAR PRADESH	-	-	3,59,05,606	-
30	WEST BENGAL	-	-	21,89,227	-
31	ANDAMAN AND NICOBAR ISLANDS	-	-	0	-
32	CHANDIGARH	-	-	1,31,143	-
33	DADRA AND NAGAR HAVELI	-	-	0	-
34	DAMAN AND DIU	-	-	3,155	-
35	LAKSHADWEEP	-	-	0	-
<i>Grand Total</i>		-	-	9,06,14,372	-

Table - 12

**Sanitation Programme in Rural Areas**  
**Individual Household latrines constructed**  
**(Unit: Number)**

Sl. No.	State/UT Name	Target		Achievement	Percent Achievement
		2007-2008	April,2007- August,2007	April,2007- August,2007	April,2007- August,2007
(1)	(2)	(3)	(4)	(5)	(5)/(4)
1	ANDHRA PRADESH	-	-	64,598	-
2	ARUNACHAL PRADESH	-	-	2,950	-
3	ASSAM	-	-	23,832	-
4	BIHAR	-	-	97,198	-
5	CHHATISGARH	-	-	1,40,433	-
6	DELHI	-	-	0	-
7	GOA	-	-	310	-
8	GUJARAT	-	-	2,31,641	-
9	HARYANA	-	-	1,22,716	-
10	HIMACHAL PRADESH	-	-	46,975	-
11	JAMMU AND KASHMIR	-	-	9,495	-
12	JHARKHAND	-	-	61,408	-
13	KARNATAKA	-	-	1,56,137	-
14	KERALA	-	-	55,467	-
15	MADHYA PRADESH	-	-	3,28,909	-
16	MAHARASHTRA	-	-	2,36,746	-
17	MANIPUR	-	-	1,344	-
18	MEGHALAYA	-	-	2,280	-
19	MIZORAM	-	-	12,395	-
20	NAGALAND	-	-	1,089	-
21	ORISSA	-	-	1,96,081	-
22	PUDUCHERRY	-	-	320	-
23	PUNJAB	-	-	0	-
24	RAJASTHAN	-	-	1,66,420	-
25	SIKKIM	-	-	9,116	-
26	TAMIL NADU	-	-	2,79,283	-
27	TRIPURA	-	-	1,193	-
28	UTTARAKHAND	-	-	21,278	-
29	UTTAR PRADESH	-	-	5,74,105	-
30	WEST BENGAL	-	-	3,40,083	-
31	ANDAMAN AND NICOBAR ISLANDS	-	-	0	-
32	CHANDIGARH	-	-	0	-
33	DADRA AND NAGAR HAVELI	-	-	0	-
34	DAMAN AND DIU	-	-	0	-
35	LAKSHADWEEP	-	-	0	-
<i>Grand Total</i>		-	-	31,83,802	-

Table - 13

**Institutional Delivery**  
**Delivery in institutions**  
**(Unit: Number)**

Sl. No.	State/UT Name	Target		Achievement	Percent Achievement
		2007-2008	April,2007- August,2007	April,2007- August,2007	April,2007- August,2007
(1)	(2)	(3)	(4)	(5)	(5)/(4)
1	ANDHRA PRADESH	-	-	4,43,152	-
2	ARUNACHAL PRADESH	-	-	0	-
3	ASSAM	-	-	1,10,826	-
4	BIHAR	-	-	85,306	-
5	CHHATISGARH	-	-	17,353	-
6	DELHI	-	-	56,454	-
7	GOA	-	-	7,326	-
8	GUJARAT	-	-	1,77,809	-
9	HARYANA	-	-	0	-
10	HIMACHAL PRADESH	-	-	22,229	-
11	JAMMU AND KASHMIR	-	-	55,736	-
12	JHARKHAND	-	-	46,409	-
13	KARNATAKA	-	-	2,79,866	-
14	KERALA	-	-	1,57,118	-
15	MADHYA PRADESH	-	-	4,34,645	-
16	MAHARASHTRA	-	-	3,79,291	-
17	MANIPUR	-	-	2,042	-
18	MEGHALAYA	-	-	7,094	-
19	MIZORAM	-	-	0	-
20	NAGALAND	-	-	0	-
21	ORISSA	-	-	1,35,921	-
22	PUDUCHERRY	-	-	22,252	-
23	PUNJAB	-	-	88,213	-
24	RAJASTHAN	-	-	3,33,502	-
25	SIKKIM	-	-	2,097	-
26	TAMIL NADU	-	-	4,66,006	-
27	TRIPURA	-	-	10,809	-
28	UTTARAKHAND	-	-	24,902	-
29	UTTAR PRADESH	-	-	6,07,541	-
30	WEST BENGAL	-	-	2,48,023	-
31	ANDAMAN AND NICOBAR ISLANDS	-	-	2,118	-
32	CHANDIGARH	-	-	7,035	-
33	DADRA AND NAGAR HAVELI	-	-	296	-
34	DAMAN AND DIU	-	-	0	-
35	LAKSHADWEEP	-	-	312	-
<i>Grand Total</i>		-	-	42,31,683	-

# SC Families Assisted

% Achievement of Target  
During April to August, 2007

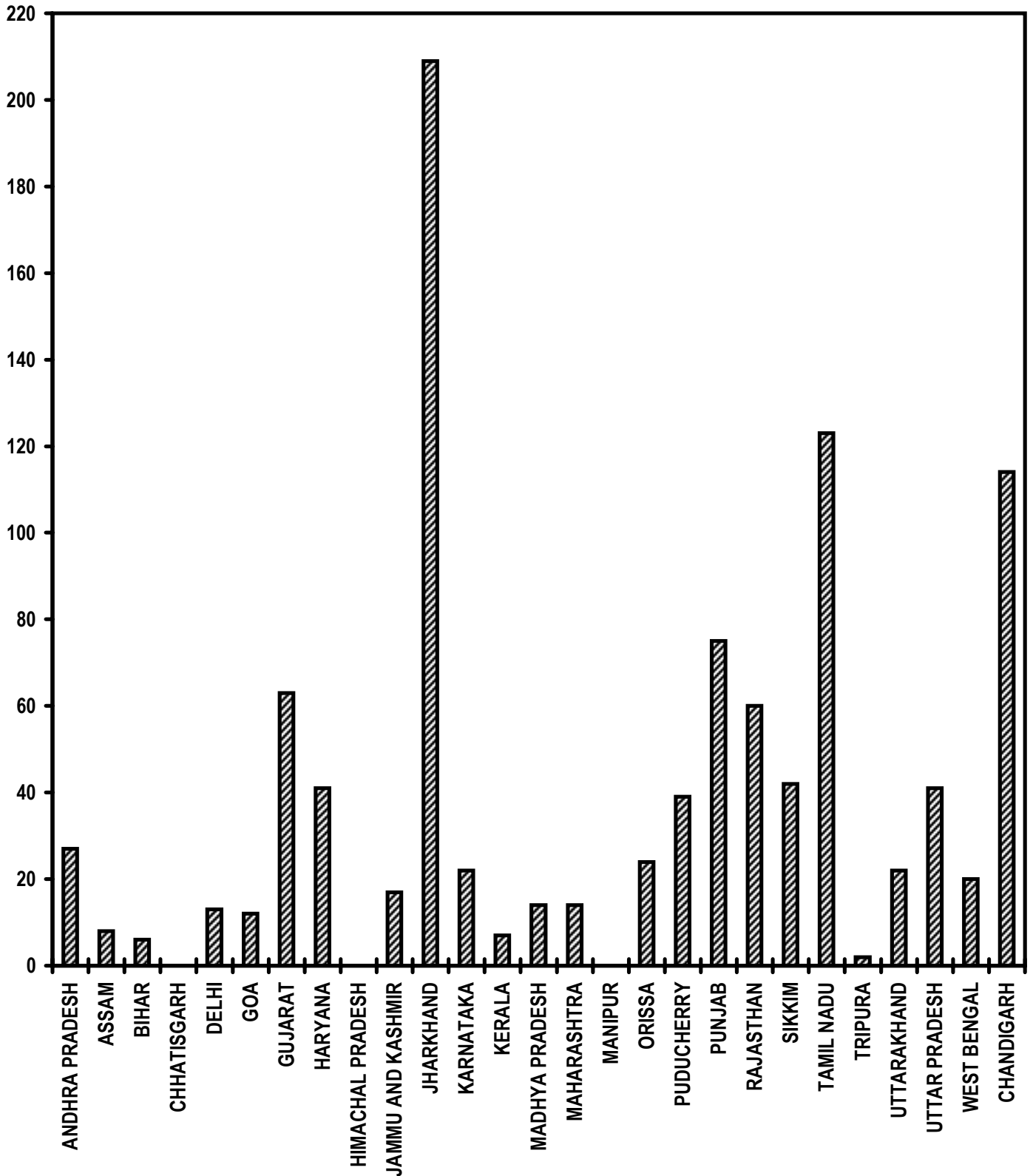




Table - 14

**SC Families Assisted  
(Unit: Number)**

Sl. No.	State/UT Name	Target		Achievement	Percent
		2007-2008	April,2007- August,2007	April,2007- August,2007	Achievement April,2007- August,2007
(1)	(2)	(3)	(4)	(5)	(5)/(4)
1	ANDHRA PRADESH	4,50,000	1,87,500	50,694	27
2	ASSAM	44,000	18,330	1,502	8
3	BIHAR	2,55,000	1,06,250	6,053	6
4	CHHATISGARH	3,75,000	1,56,250	134	0
5	DELHI	5,000	2,080	266	13
6	GOA	550	225	27	12
7	GUJARAT	1,40,000	58,330	36,982	63
8	HARYANA	88,500	36,875	15,011	41
9	HIMACHAL PRADESH	58,000	24,165	0	0
10	JAMMU AND KASHMIR	1,100	455	79	17
11	JHARKHAND	5,50,000	2,29,165	4,79,553	209
12	KARNATAKA	5,00,000	2,08,330	45,639	22
13	KERALA	33,000	13,750	927	7
14	MADHYA PRADESH	2,43,000	1,01,250	13,859	14
15	MAHARASHTRA	1,54,000	64,165	8,751	14
16	MANIPUR	550	225	0	0
17	ORISSA	72,600	30,250	7,297	24
18	PUDUCHERRY	5,000	2,080	810	39
19	PUNJAB	88,000	36,665	27,367	75
20	RAJASTHAN	4,12,000	1,71,665	1,02,764	60
21	SIKKIM	2,200	915	380	42
22	TAMIL NADU	9,00,000	3,75,000	4,61,785	123
23	TRIPURA	22,000	9,165	167	2
24	UTTARAKHAND	7,000	2,915	647	22
25	UTTAR PRADESH	2,57,000	1,07,080	43,680	41
26	WEST BENGAL	1,10,000	45,830	9,024	20
27	CHANDIGARH	700	290	330	114
<b>Grand Total</b>		<b>47,74,200</b>	<b>19,89,200</b>	<b>13,13,728</b>	<b>66</b>

**Very Good:(90% or above of targets)**

JHARKHAND, TAMIL NADU, CHANDIGARH

**Poor:(Below 80% of targets)**

ANDHRA PRADESH, ASSAM, BIHAR, CHHATISGARH, DELHI, GOA, GUJARAT, HARYANA, HIMACHAL PRADESH, JAMMU AND KASHMIR, KARNATAKA, KERALA, MADHYA PRADESH, MAHARASHTRA, MANIPUR, ORISSA, PUDUCHERRY, PUNJAB, RAJASTHAN, SIKKIM, TRIPURA, UTTARAKHAND, UTTAR PRADESH, WEST BENGAL

Table - 15

**ST Families Assisted**  
(Unit: Number)

Sl. No.	State/UT Name	Target		Achievement	Percent
		2007-2008	April,2007- August,2007	April,2007- August,2007	Achievement April,2007- August,2007
(1)	(2)	(3)	(4)	(5)	(5)/(4)
1	ANDHRA PRADESH	-	-	52,925	-
2	ARUNACHAL PRADESH	-	-	0	-
3	ASSAM	-	-	1,014	-
4	BIHAR	-	-	786	-
5	CHHATISGARH	-	-	58	-
6	DELHI	-	-	0	-
7	GOA	-	-	112	-
8	GUJARAT	-	-	52,761	-
9	HARYANA	-	-	0	-
10	HIMACHAL PRADESH	-	-	0	-
11	JAMMU AND KASHMIR	-	-	101	-
12	JHARKHAND	-	-	7,57,842	-
13	KARNATAKA	-	-	10,163	-
14	KERALA	-	-	0	-
15	MADHYA PRADESH	-	-	14,242	-
16	MAHARASHTRA	-	-	1,29,222	-
17	MANIPUR	-	-	0	-
18	MEGHALAYA	-	-	0	-
19	MIZORAM	-	-	0	-
20	NAGALAND	-	-	0	-
21	ORISSA	-	-	11,717	-
22	PUDUCHERRY	-	-	0	-
23	PUNJAB	-	-	0	-
24	RAJASTHAN	-	-	22,422	-
25	SIKKIM	-	-	911	-
26	TAMIL NADU	-	-	9,787	-
27	TRIPURA	-	-	476	-
28	UTTARAKHAND	-	-	71	-
29	UTTAR PRADESH	-	-	114	-
30	WEST BENGAL	-	-	12	-
31	ANDAMAN AND NICOBAR ISLANDS	-	-	98	-
32	CHANDIGARH	-	-	0	-
33	DADRA AND NAGAR HAVELI	-	-	0	-
34	DAMAN AND DIU	-	-	0	-
35	LAKSHADWEEP	-	-	0	-
<i>Grand Total</i>		-	-	10,64,834	-

# Universalization of ICDS Scheme

## ICDS Blocks Operational (Cumulative)

% Achievement of Target  
During April to August, 2007

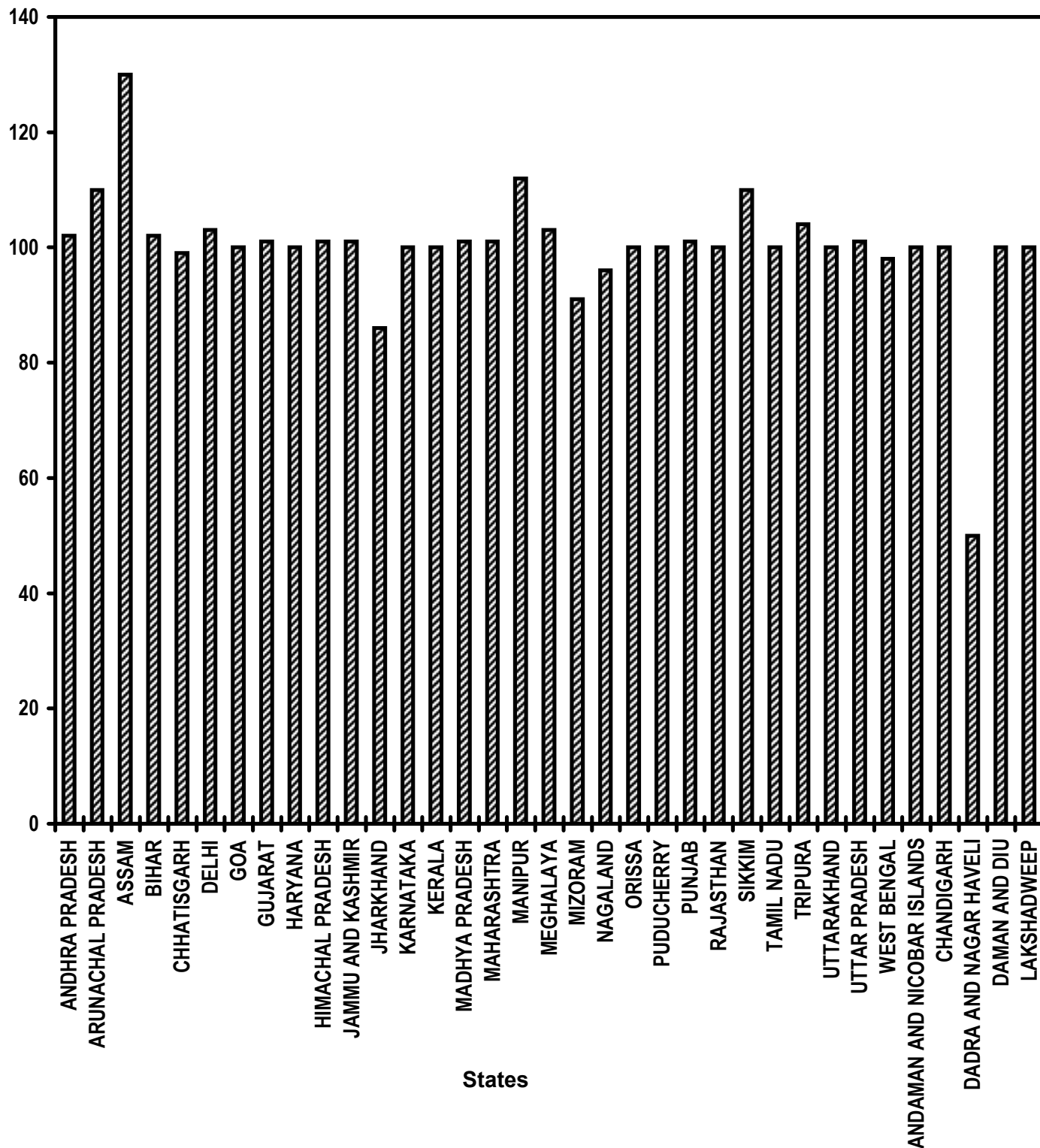


Table - 16

**Universalization of ICDS Scheme**  
**ICDS Blocks Operational (Cumulative)**  
**(Unit: Number)**

Sl. No.	State/UT Name	Target		Achievement	Percent Achievement
		2007-2008	April,2007- August,2007	April,2007- August,2007	April,2007- August,2007
(1)	(2)	(3)	(4)	(5)	(5)/(4)
1	ANDHRA PRADESH	382	375	382	102
2	ARUNACHAL PRADESH	83	77	85	110
3	ASSAM	222	218	284	130
4	BIHAR	538	529	537	102
5	CHHATISGARH	162	157	156	99
6	DELHI	45	33	34	103
7	GOA	11	11	11	100
8	GUJARAT	260	257	260	101
9	HARYANA	134	128	128	100
10	HIMACHAL PRADESH	76	75	76	101
11	JAMMU AND KASHMIR	140	138	140	101
12	JHARKHAND	204	204	175	86
13	KARNATAKA	185	185	185	100
14	KERALA	163	163	163	100
15	MADHYA PRADESH	367	365	367	101
16	MAHARASHTRA	441	413	416	101
17	MANIPUR	37	34	38	112
18	MEGHALAYA	40	38	39	103
19	MIZORAM	23	23	21	91
20	NAGALAND	56	56	54	96
21	ORISSA	326	326	326	100
22	PUDUCHERRY	5	5	5	100
23	PUNJAB	148	147	148	101
24	RAJASTHAN	277	273	274	100
25	SIKKIM	11	10	11	110
26	TAMIL NADU	434	434	434	100
27	TRIPURA	53	51	53	104
28	UTTARAKHAND	99	99	99	100
29	UTTAR PRADESH	878	835	842	101
30	WEST BENGAL	416	412	403	98
31	ANDAMAN AND NICOBAR ISLANDS	5	5	5	100
32	CHANDIGARH	3	3	3	100
33	DADRA AND NAGAR HAVELI	2	2	1	50
34	DAMAN AND DIU	2	2	2	100
35	LAKSHADWEEP	1	1	1	100
<b>Grand Total</b>		6,229	6,084	6,158	101

**Very Good:(90% or above of targets)**

ANDHRA PRADESH, ARUNACHAL PRADESH, ASSAM, BIHAR, CHHATISGARH, DELHI, GOA, GUJARAT, HARYANA, HIMACHAL PRADESH, JAMMU AND KASHMIR, KARNATAKA, KERALA, MADHYA PRADESH, MAHARASHTRA, MANIPUR, MEGHALAYA, MIZORAM, NAGALAND, ORISSA, PUDUCHERRY, PUNJAB, RAJASTHAN, SIKKIM, TAMIL NADU, TRIPURA, UTTARAKHAND, UTTAR PRADESH, WEST BENGAL, ANDAMAN AND NICOBAR ISLANDS, CHANDIGARH, DAMAN AND DIU, LAKSHADWEEP

**Good:(Between 80% to 90% targets)**

JHARKHAND

**Poor:(Below 80% of targets)**

DADRA AND NAGAR HAVELI

# Functional Anganwadis (Cumulative)

% Achievement of Target  
During April to August, 2007

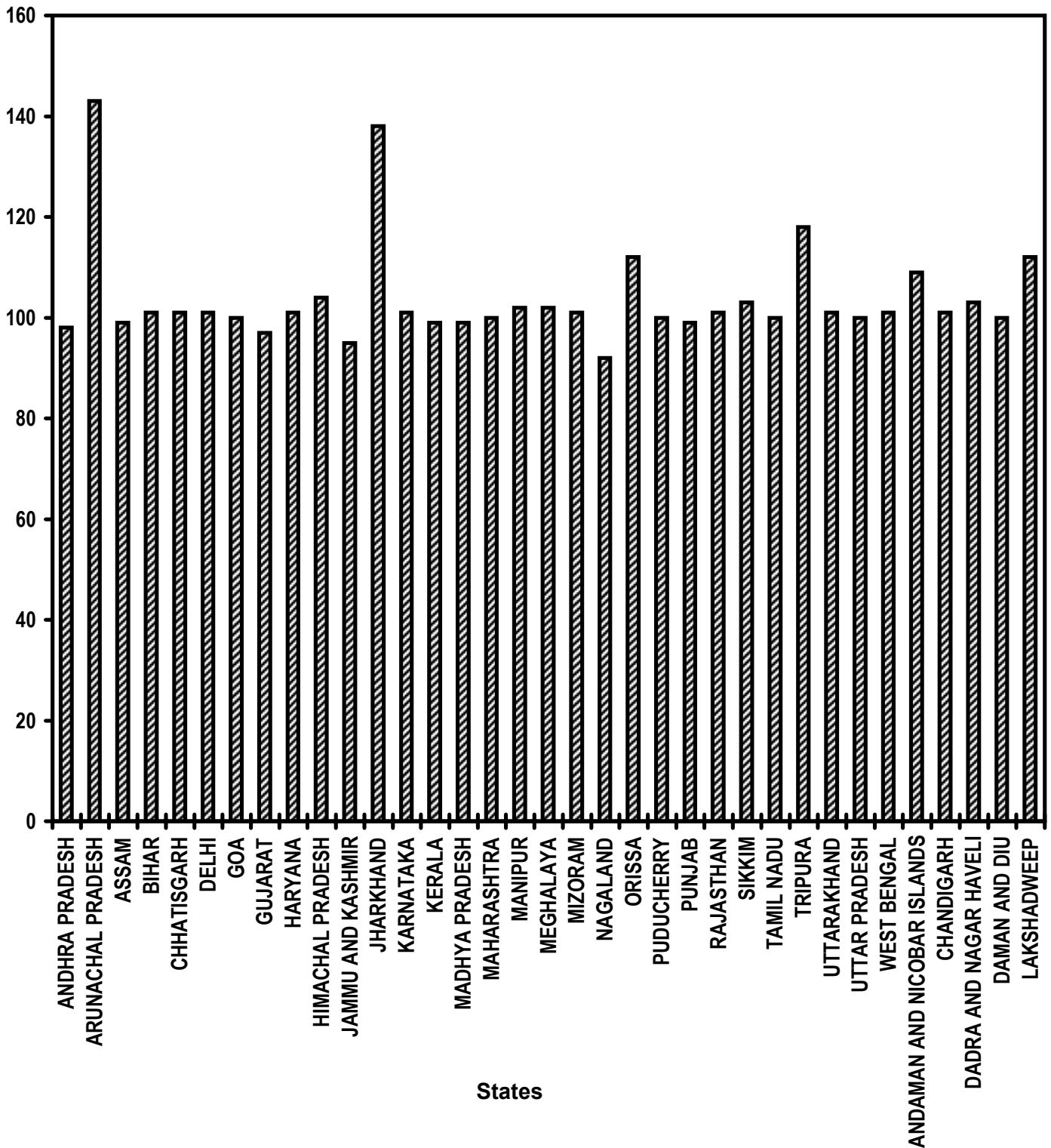


Table - 17

**Functional Anganwadis**  
**Anganwadis Functional (Cumulative)**  
**(Unit: Number)**

Sl. No.	State/UT Name	Target		Achievement	Percent Achievement
		2007-2008	April,2007- August,2007	April,2007- August,2007	April,2007- August,2007
(1)	(2)	(3)	(4)	(5)	(5)/(4)
1	ANDHRA PRADESH	71,256	65,129	64,087	98
2	ARUNACHAL PRADESH	3,905	2,991	4,277	143
3	ASSAM	35,580	31,631	31,230	99
4	BIHAR	80,528	79,213	80,211	101
5	CHHATISGARH	33,287	28,827	29,094	101
6	DELHI	5,603	4,392	4,427	101
7	GOA	1,082	1,012	1,012	100
8	GUJARAT	43,371	41,249	39,999	97
9	HARYANA	16,942	16,172	16,359	101
10	HIMACHAL PRADESH	18,248	17,521	18,248	104
11	JAMMU AND KASHMIR	23,382	18,318	17,315	95
12	JHARKHAND	31,724	30,409	41,856	138
13	KARNATAKA	53,466	50,859	51,484	101
14	KERALA	28,651	28,433	28,169	99
15	MADHYA PRADESH	66,264	58,688	58,033	99
16	MAHARASHTRA	82,494	74,723	74,804	100
17	MANIPUR	6,698	4,501	4,605	102
18	MEGHALAYA	3,325	3,114	3,175	102
19	MIZORAM	1,655	1,577	1,592	101
20	NAGALAND	3,146	3,018	2,770	92
21	ORISSA	40,432	37,262	41,697	112
22	PUDUCHERRY	688	687	688	100
23	PUNJAB	19,345	17,242	17,115	99
24	RAJASTHAN	47,919	46,125	46,748	101
25	SIKKIM	988	956	988	103
26	TAMIL NADU	46,803	45,522	45,726	100
27	TRIPURA	6,974	5,946	7,014	118
28	UTTARAKHAND	9,102	7,717	7,768	101
29	UTTAR PRADESH	1,46,776	1,35,457	1,35,902	100
30	WEST BENGAL	86,898	73,500	74,479	101
31	ANDAMAN AND NICOBAR ISLANDS	657	614	672	109
32	CHANDIGARH	358	327	329	101
33	DADRA AND NAGAR HAVELI	218	209	215	103
34	DAMAN AND DIU	104	97	97	100
35	LAKSHADWEEP	83	74	83	112
<b>Grand Total</b>		10,17,952	9,33,512	9,52,268	102

**Very Good:(90% or above of targets)**

ANDHRA PRADESH, ARUNACHAL PRADESH, ASSAM, BIHAR, CHHATISGARH, DELHI, GOA, GUJARAT, HARYANA, HIMACHAL PRADESH, JAMMU AND KASHMIR, JHARKHAND, KARNATAKA, KERALA, MADHYA PRADESH, MAHARASHTRA, MANIPUR, MEGHALAYA, MIZORAM, NAGALAND, ORISSA, PUDUCHERRY, PUNJAB, RAJASTHAN, SIKKIM, TAMIL NADU, TRIPURA, UTTARAKHAND, UTTAR PRADESH, WEST BENGAL, ANDAMAN AND NICOBAR ISLANDS, CHANDIGARH, DADRA AND NAGAR HAVELI, DAMAN AND DIU, LAKSHADWEEP

Table - 18

**No. of Urban poor families assisted under Seven Point Charter  
Poor Families Assisted  
(Unit: Number)**

Sl. No.	State/UT Name	Target		Achievement	Percent Achievement
		2007-2008	April,2007- August,2007	April,2007- August,2007	April,2007- August,2007
(1)	(2)	(3)	(4)	(5)	(5)/(4)
1	ANDHRA PRADESH	-	-	3,06,419	-
2	ARUNACHAL PRADESH	-	-	0	-
3	ASSAM	-	-	1,250	-
4	BIHAR	-	-	2,025	-
5	CHHATISGARH	-	-	0	-
6	DELHI	-	-	1,336	-
7	GOA	-	-	0	-
8	GUJARAT	-	-	0	-
9	HARYANA	-	-	0	-
10	HIMACHAL PRADESH	-	-	0	-
11	JAMMU AND KASHMIR	-	-	0	-
12	JHARKHAND	-	-	21,427	-
13	KARNATAKA	-	-	0	-
14	KERALA	-	-	2,435	-
15	MADHYA PRADESH	-	-	0	-
16	MAHARASHTRA	-	-	0	-
17	MANIPUR	-	-	0	-
18	MEGHALAYA	-	-	262	-
19	MIZORAM	-	-	0	-
20	NAGALAND	-	-	0	-
21	ORISSA	-	-	0	-
22	PUDUCHERRY	-	-	2,612	-
23	PUNJAB	-	-	0	-
24	RAJASTHAN	-	-	0	-
25	SIKKIM	-	-	0	-
26	TAMIL NADU	-	-	0	-
27	TRIPURA	-	-	4,920	-
28	UTTARAKHAND	-	-	0	-
29	UTTAR PRADESH	-	-	68,289	-
30	WEST BENGAL	-	-	0	-
31	ANDAMAN AND NICOBAR ISLANDS	-	-	0	-
32	CHANDIGARH	-	-	0	-
33	DADRA AND NAGAR HAVELI	-	-	0	-
34	DAMAN AND DIU	-	-	0	-
35	LAKSHADWEEP	-	-	0	-
<b>Grand Total</b>		-	-	4,10,975	-

# Afforestation (Public and Forest Lands)

## Area Covered under Plantation

% Achievement of Target  
During April to August, 2007

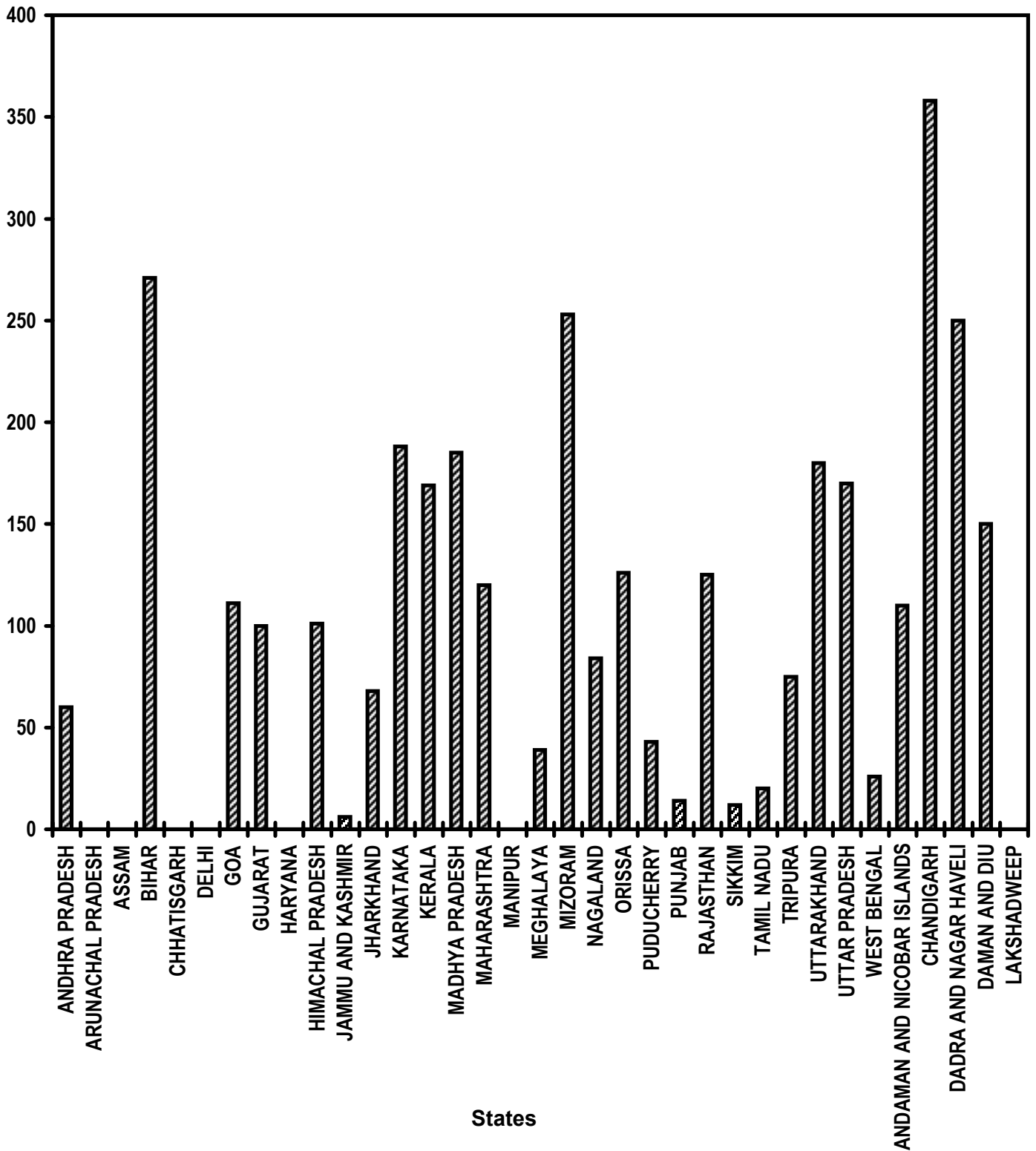




Table - 19(A)

**Afforestation ( Public and Forest Lands)  
Area Covered under Plantation  
(Unit: Hectares)**

Sl. No.	State/UT Name	Target		Achievement	Percent Achievement
		2007-2008	April,2007- August,2007	April,2007- August,2007	April,2007- August,2007
(1)	(2)	(3)	(4)	(5)	(5)/(4)
1	ANDHRA PRADESH	3,00,000	1,25,000	75,071	60
2	ARUNACHAL PRADESH	10,000	4,165	0	0
3	ASSAM	20,000	8,330	0	0
4	BIHAR	20,000	8,330	22,555	271
5	CHHATISGARH	1,00,000	41,665	0	0
6	DELHI	25	10	0	0
7	GOA	1,000	415	460	111
8	GUJARAT	1,00,000	41,665	41,486	100
9	HARYANA	20,000	8,330	0	0
10	HIMACHAL PRADESH	20,000	8,330	8,413	101
11	JAMMU AND KASHMIR	35,000	14,580	833	6
12	JHARKHAND	1,00,000	41,665	28,493	68
13	KARNATAKA	80,000	33,330	62,551	188
14	KERALA	10,000	4,165	7,025	169
15	MADHYA PRADESH	2,50,000	1,04,165	1,92,350	185
16	MAHARASHTRA	1,00,000	41,665	50,046	120
17	MANIPUR	10,000	4,165	0	0
18	MEGHALAYA	6,000	2,500	970	39
19	MIZORAM	9,000	3,750	9,489	253
20	NAGALAND	25,000	10,415	8,784	84
21	ORISSA	80,000	33,330	42,018	126
22	PUDUCHERRY	75	30	13	43
23	PUNJAB	15,000	6,250	893	14
24	RAJASTHAN	80,000	33,330	41,675	125
25	SIKKIM	12,000	5,000	606	12
26	TAMIL NADU	1,60,000	66,665	13,331	20
27	TRIPURA	15,000	6,250	4,702	75
28	UTTARAKHAND	1,40,000	58,330	1,05,057	180
29	UTTAR PRADESH	60,000	25,000	42,606	170
30	WEST BENGAL	80,000	33,330	8,613	26
31	ANDAMAN AND NICOBAR ISLANDS	1,500	625	690	110
32	CHANDIGARH	150	60	215	358
33	DADRA AND NAGAR HAVELI	200	80	200	250
34	DAMAN AND DIU	30	10	15	150
35	LAKSHADWEEP	20	6	0	0
<b>Grand Total</b>		<b>18,60,000</b>	<b>7,74,936</b>	<b>7,69,160</b>	<b>99</b>

**Very Good:(90% or above of targets)**

BIHAR, GOA, GUJARAT, HIMACHAL PRADESH, KARNATAKA, KERALA, MADHYA PRADESH, MAHARASHTRA, MIZORAM, ORISSA, RAJASTHAN, UTTARAKHAND, UTTAR PRADESH, ANDAMAN AND NICOBAR ISLANDS, CHANDIGARH, DADRA AND NAGAR HAVELI, DAMAN AND DIU

**Good:(Between 80% to 90% targets)**

NAGALAND

**Poor:(Below 80% of targets)**

ANDHRA PRADESH, ARUNACHAL PRADESH, ASSAM, CHHATISGARH, DELHI, HARYANA, JAMMU AND KASHMIR, JHARKHAND, MANIPUR, MEGHALAYA, PUDUCHERRY, PUNJAB, SIKKIM, TAMIL NADU, TRIPURA, WEST BENGAL, LAKSHADWEEP

# Afforestation (Public and Forest Lands)

Seedlings planted  
% Achievement of Target  
During April to August, 2007

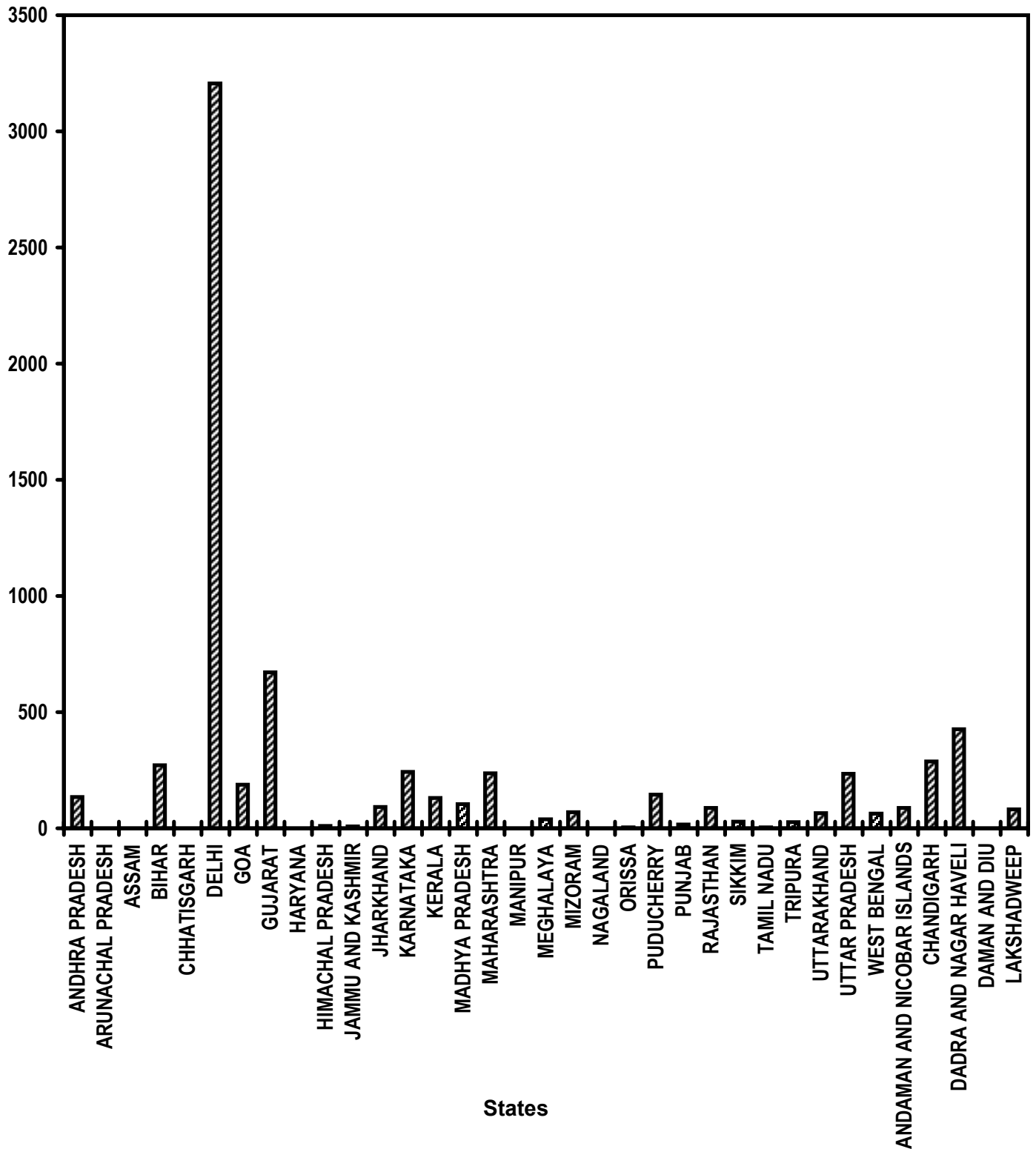


Table - 19(B)

**Afforestation ( Public and Forest Lands)  
Seedlings planted  
(Unit: Number)**

Sl. No.	State/UT Name	Target		Achievement	Percent
		2007-2008	April,2007- August,2007	April,2007- August,2007	Achievement April,2007- August,2007
(1)	(2)	(3)	(4)	(5)	(5)/(4)
1	ANDHRA PRADESH	19,50,00,000	8,12,50,000	10,94,34,310	135
2	ARUNACHAL PRADESH	65,00,000	27,08,330	16,060	1
3	ASSAM	1,30,00,000	54,16,665	0	0
4	BIHAR	1,30,00,000	54,16,665	1,46,60,000	271
5	CHHATISGARH	6,50,00,000	2,70,83,330	0	0
6	DELHI	20,000	8,330	2,67,166	3,207
7	GOA	6,50,000	2,70,830	5,08,000	188
8	GUJARAT	6,50,00,000	2,70,83,330	18,19,00,000	672
9	HARYANA	1,30,00,000	54,16,665	0	0
10	HIMACHAL PRADESH	1,30,00,000	54,16,665	5,29,000	10
11	JAMMU AND KASHMIR	2,27,50,000	94,79,165	7,22,500	8
12	JHARKHAND	6,50,00,000	2,70,83,330	2,48,54,251	92
13	KARNATAKA	5,20,00,000	2,16,66,665	5,27,55,400	243
14	KERALA	65,00,000	27,08,330	35,29,053	130
15	MADHYA PRADESH	16,25,00,000	6,77,08,330	7,01,86,839	104
16	MAHARASHTRA	6,50,00,000	2,70,83,330	6,39,56,000	236
17	MANIPUR	65,00,000	27,08,330	0	0
18	MEGHALAYA	39,00,000	16,25,000	6,16,400	38
19	MIZORAM	58,50,000	24,37,500	17,07,915	70
20	NAGALAND	1,62,50,000	67,70,830	0	0
21	ORISSA	5,20,00,000	2,16,66,665	10,83,000	5
22	PUDUCHERRY	50,000	20,830	29,901	144
23	PUNJAB	97,50,000	40,62,500	6,71,000	17
24	RAJASTHAN	5,20,00,000	2,16,66,665	1,91,26,700	88
25	SIKKIM	78,00,000	32,50,000	9,28,473	29
26	TAMIL NADU	10,40,00,000	4,33,33,330	23,81,700	5
27	TRIPURA	97,50,000	40,62,500	10,82,000	27
28	UTTARAKHAND	9,10,00,000	3,79,16,665	2,48,94,000	66
29	UTTAR PRADESH	3,90,00,000	1,62,50,000	3,80,92,736	234
30	WEST BENGAL	5,20,00,000	2,16,66,665	1,37,80,000	64
31	ANDAMAN AND NICOBAR ISLANDS	9,80,000	4,08,330	3,60,000	88
32	CHANDIGARH	1,00,000	41,665	1,19,726	287
33	DADRA AND NAGAR HAVELI	1,30,000	54,165	2,31,000	426
34	DAMAN AND DIU	20,000	8,330	0	0
35	LAKSHADWEEP	10,000	4,165	3,425	82
<b>Grand Total</b>		<b>1,20,90,10,000</b>	<b>50,37,54,095</b>	<b>62,84,26,555</b>	<b>125</b>

**Very Good:(90% or above of targets)**

ANDHRA PRADESH, BIHAR, DELHI, GOA, GUJARAT, JHARKHAND, KARNATAKA, KERALA, MADHYA PRADESH, MAHARASHTRA, PUDUCHERRY, UTTAR PRADESH, CHANDIGARH, DADRA AND NAGAR HAVELI

**Good:(Between 80% to 90% targets)**

RAJASTHAN, ANDAMAN AND NICOBAR ISLANDS, LAKSHADWEEP

**Poor:(Below 80% of targets)**

ARUNACHAL PRADESH, ASSAM, CHHATISGARH, HARYANA, HIMACHAL PRADESH, JAMMU AND KASHMIR, MANIPUR, MEGHALAYA, MIZORAM, NAGALAND, ORISSA, PUNJAB, SIKKIM, TAMIL NADU, TRIPURA, UTTARAKHAND, WEST BENGAL, DAMAN AND DIU

Table - 20(A)

**Rehabilitation of Handicapped and Orphans**  
(Unit: Number)

Sl. No.	State/UT Name	Handicapped: Deen Dayal Rehabilitation Scheme (Beneficiaries) (Number) April,2007- August,2007	Handicapped:Assi stance to Disabled persons for purchase/fitting of Aids and Appliances (Beneficiaries) (Number) April,2007- August,2007
(1)	(2)	(3)	(4)
1	ANDHRA PRADESH	12,211	5,705
2	ARUNACHAL PRADESH	0	0
3	ASSAM	0	0
4	BIHAR	0	0
5	CHHATISGARH	0	0
6	DELHI	0	0
7	GOA	0	87
8	GUJARAT	0	0
9	HARYANA	0	4
10	HIMACHAL PRADESH	326	55
11	JAMMU AND KASHMIR	147	0
12	JHARKHAND	37,141	1,876
13	KARNATAKA	58	0
14	KERALA	0	0
15	MADHYA PRADESH	0	0
16	MAHARASHTRA	27	8
17	MANIPUR	1,170	1,779
18	MEGHALAYA	287	0
19	MIZORAM	0	0
20	NAGALAND	0	0
21	ORISSA	0	0
22	PUDUCHERRY	1,119	424
23	PUNJAB	0	0
24	RAJASTHAN	0	0
25	SIKKIM	0	107
26	TAMIL NADU	0	0
27	TRIPURA	0	0
28	UTTARAKHAND	42	116
29	UTTAR PRADESH	0	736
30	WEST BENGAL	8,613	5,801
31	ANDAMAN AND NICOBAR ISLANDS	0	0
32	CHANDIGARH	0	11
33	DADRA AND NAGAR HAVELI	0	0
34	DAMAN AND DIU	0	0
35	LAKSHADWEEP	0	0
<b>Grand Total</b>		61,141	16,709

Table - 20(B)

**Rehabilitation of Handicapped and Orphans  
(Unit: Number)**

Sl. No.	State/UT Name	Orphans:	Orphans:
		Assistance to Home for Children (Shishu Greh) : In country adoptions (Number) April,2007-August,2007	Assistance to Home for Children (Shishu Greh) : Inter country adoptions (Number) April,2007-August,2007
(1)	(2)	(3)	(4)
1	ANDHRA PRADESH	144	24
2	ARUNACHAL PRADESH	0	0
3	ASSAM	0	0
4	BIHAR	0	0
5	CHHATISGARH	0	0
6	DELHI	0	0
7	GOA	0	0
8	GUJARAT	0	0
9	HARYANA	0	9
10	HIMACHAL PRADESH	0	0
11	JAMMU AND KASHMIR	0	0
12	JHARKHAND	762	0
13	KARNATAKA	0	0
14	KERALA	21	0
15	MADHYA PRADESH	9	0
16	MAHARASHTRA	0	0
17	MANIPUR	0	0
18	MEGHALAYA	0	0
19	MIZORAM	0	0
20	NAGALAND	0	0
21	ORISSA	0	0
22	PUDUCHERRY	5	5
23	PUNJAB	0	0
24	RAJASTHAN	0	0
25	SIKKIM	0	0
26	TAMIL NADU	0	0
27	TRIPURA	0	0
28	UTTARAKHAND	0	1
29	UTTAR PRADESH	28	0
30	WEST BENGAL	265	259
31	ANDAMAN AND NICOBAR ISLANDS	26	0
32	CHANDIGARH	5	0
33	DADRA AND NAGAR HAVELI	0	0
34	DAMAN AND DIU	0	0
35	LAKSHADWEEP	0	0
<b>Grand Total</b>		<b>1,265</b>	<b>298</b>

Table - 21

**Welfare of the aged : Under the Scheme Integrated Programme for Older persons  
(Unit: Number)**

Sl. No.	State/UT Name	Beneficiaries	Beneficiaries
		under Day-care Homes (Number) April,2007- August,2007	under Old-age Homes (Number) April,2007- August,2007
(1)	(2)	(3)	(4)
1	ANDHRA PRADESH	2,450	2,775
2	ARUNACHAL PRADESH	0	0
3	ASSAM	0	0
4	BIHAR	0	0
5	CHHATISGARH	0	0
6	DELHI	0	0
7	GOA	47	0
8	GUJARAT	0	0
9	HARYANA	600	176
10	HIMACHAL PRADESH	0	154
11	JAMMU AND KASHMIR	0	89
12	JHARKHAND	1,22,979	4,02,483
13	KARNATAKA	1	36
14	KERALA	25	450
15	MADHYA PRADESH	375	1,225
16	MAHARASHTRA	0	1,740
17	MANIPUR	0	0
18	MEGHALAYA	0	0
19	MIZORAM	0	0
20	NAGALAND	0	0
21	ORISSA	3,575	1,275
22	PUDUCHERRY	50	325
23	PUNJAB	0	0
24	RAJASTHAN	0	0
25	SIKKIM	0	0
26	TAMIL NADU	1,168	916
27	TRIPURA	0	0
28	UTTARAKHAND	0	18
29	UTTAR PRADESH	235	71
30	WEST BENGAL	1,700	900
31	ANDAMAN AND NICOBAR ISLANDS	436	22
32	CHANDIGARH	0	61
33	DADRA AND NAGAR HAVELI	0	753
34	DAMAN AND DIU	0	0
35	LAKSHADWEEP	0	0
<b>Grand Total</b>		<b>1,33,641</b>	<b>4,13,469</b>

# Rural Roads - PMGSY

## Length of Road Constructed

% Achievement of Target

During April to August, 2007

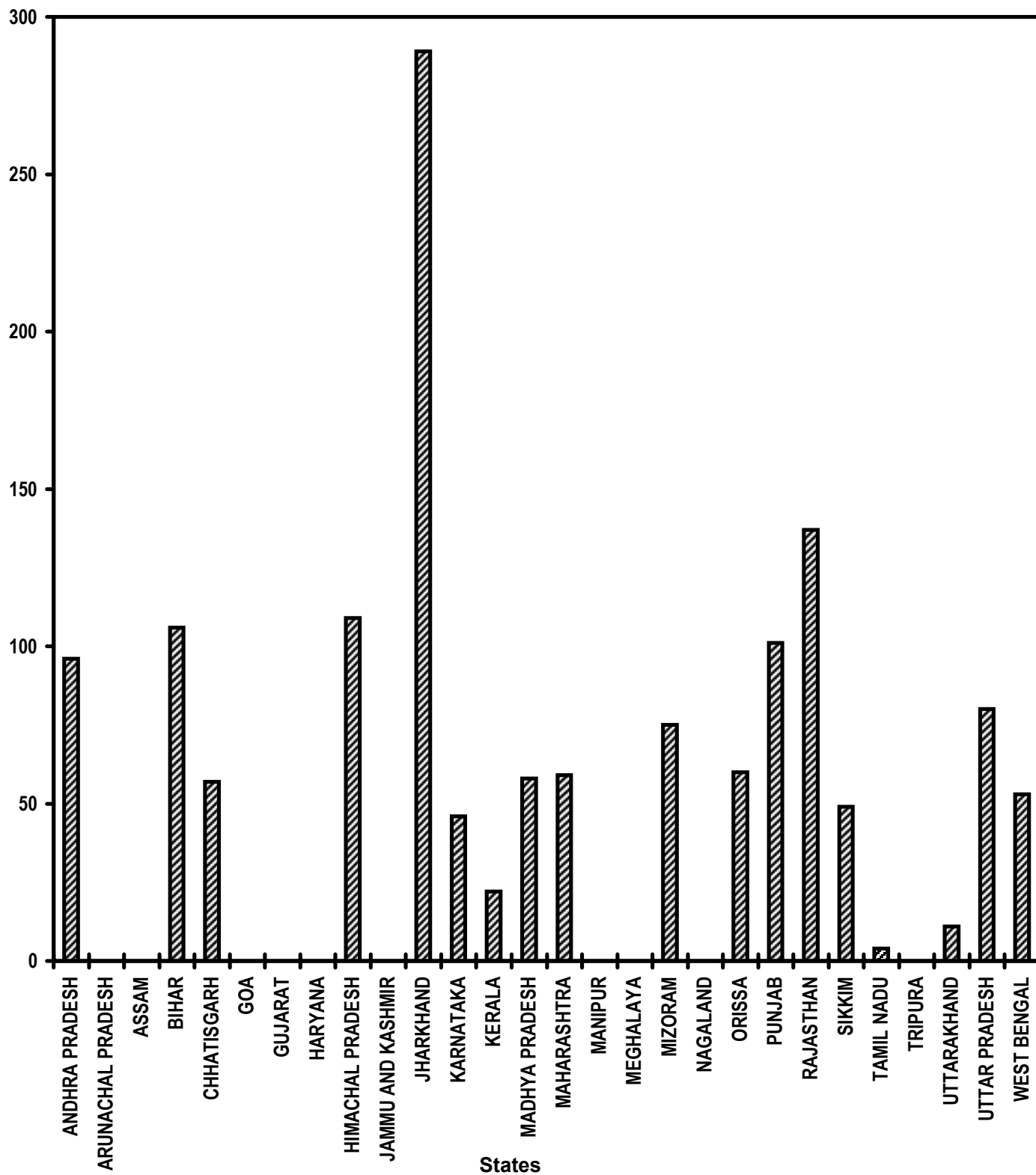


Table - 22

**Rural Roads - PMGSY**  
**Length of Road Constructed**  
**(Unit: Kilometer)**

Sl. No.	State/UT Name	Target		Achievement	Percent Achievement
		2007-2008	April,2007- August,2007	April,2007- August,2007	April,2007- August,2007
(1)	(2)	(3)	(4)	(5)	(5)/(4)
1	ANDHRA PRADESH	2,551	1,021	981	96
2	ARUNACHAL PRADESH	361	144	0	0
3	ASSAM	1,685	674	0	0
4	BIHAR	4,005	1,602	1,704	106
5	CHHATISGARH	4,417	1,767	1,007	57
6	GOA	18	7	0	0
7	GUJARAT	500	100	0	0
8	HARYANA	586	234	0	0
9	HIMACHAL PRADESH	1,298	519	564	109
10	JAMMU AND KASHMIR	539	216	0	0
11	JHARKHAND	959	384	1,111	289
12	KARNATAKA	1,824	729	333	46
13	KERALA	433	174	38	22
14	MADHYA PRADESH	6,712	2,686	1,569	58
15	MAHARASHTRA	3,823	1,529	906	59
16	MANIPUR	63	25	0	0
17	MEGHALAYA	176	71	0	0
18	MIZORAM	334	134	101	75
19	NAGALAND	384	153	0	0
20	ORISSA	3,124	1,249	751	60
21	PUNJAB	1,024	409	414	101
22	RAJASTHAN	9,215	3,687	5,039	137
23	SIKKIM	231	93	46	49
24	TAMIL NADU	1,280	512	22	4
25	TRIPURA	442	177	0	0
26	UTTARAKHAND	1,169	467	52	11
27	UTTAR PRADESH	4,976	1,991	1,596	80
28	WEST BENGAL	2,272	910	481	53
<b>Grand Total</b>		<b>54,401</b>	<b>21,664</b>	<b>16,715</b>	<b>77</b>

**Very Good:(90% or above of targets)**

ANDHRA PRADESH, BIHAR, HIMACHAL PRADESH, JHARKHAND, PUNJAB, RAJASTHAN

**Good:(Between 80% to 90% targets)**

UTTAR PRADESH

**Poor:(Below 80% of targets)**

ARUNACHAL PRADESH, ASSAM, CHHATISGARH, GOA, GUJARAT, HARYANA, JAMMU AND KASHMIR, KARNATAKA, KERALA, MADHYA PRADESH, MAHARASHTRA, MANIPUR, MEGHALAYA, MIZORAM, NAGALAND, ORISSA, SIKKIM, TAMIL NADU, TRIPURA, UTTARAKHAND, WEST BENGAL



# Rajiv Gandhi Grameen Vidyutikaran Yojana

Villages electrified  
% Achievement of Target  
During April to August, 2007

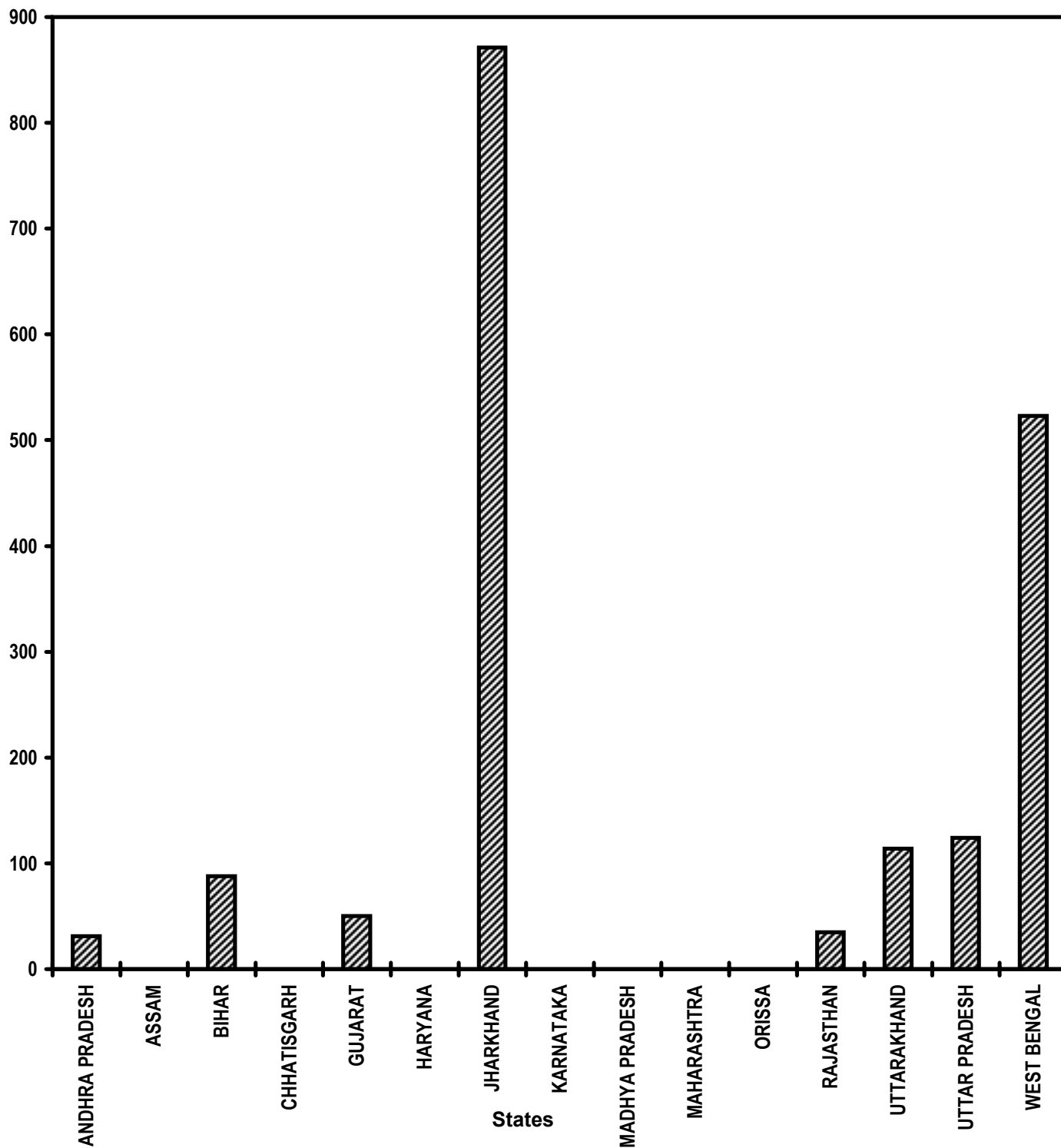


Table - 23

**Rajiv Gandhi Grameen Vidyutikaran Yojana**  
**Villages electrified**  
**(Unit: Number)**

Sl. No.	State/UT Name	Target		Achievement	Percent Achievement
		2007-2008	April,2007- August,2007	April,2007- August,2007	April,2007- August,2007
(1)	(2)	(3)	(4)	(5)	(5)/(4)
1	ANDHRA PRADESH	7,000	3,500	1,069	31
2	ASSAM	50	-	0	-
3	BIHAR	6,000	1,500	1,322	88
4	CHHATISGARH	450	70	0	0
5	GUJARAT	500	100	50	50
6	HARYANA	500	20	0	0
7	JHARKHAND	3,150	100	871	871
8	KARNATAKA	5,100	2,000	0	0
9	MADHYA PRADESH	1,050	60	0	0
10	MAHARASHTRA	1,000	50	0	0
11	ORISSA	850	-	0	-
12	RAJASTHAN	5,500	400	141	35
13	UTTARAKHAND	2,850	170	193	114
14	UTTAR PRADESH	4,500	2,000	2,488	124
15	WEST BENGAL	1,500	650	3,398	523
<i>Grand Total</i>		40,000	10,620	9,532	90

**Very Good:(90% or above of targets)**

JHARKHAND, UTTARAKHAND, UTTAR PRADESH, WEST BENGAL

**Good:(Between 80% to 90% targets)**

BIHAR

**Poor:(Below 80% of targets)**

ANDHRA PRADESH, CHHATISGARH, GUJARAT, HARYANA, KARNATAKA, MADHYA PRADESH, MAHARASHTRA, RAJASTHAN

# Energising pump sets

## Pumps sets energized

% Achievement of Target  
During April to August, 2007

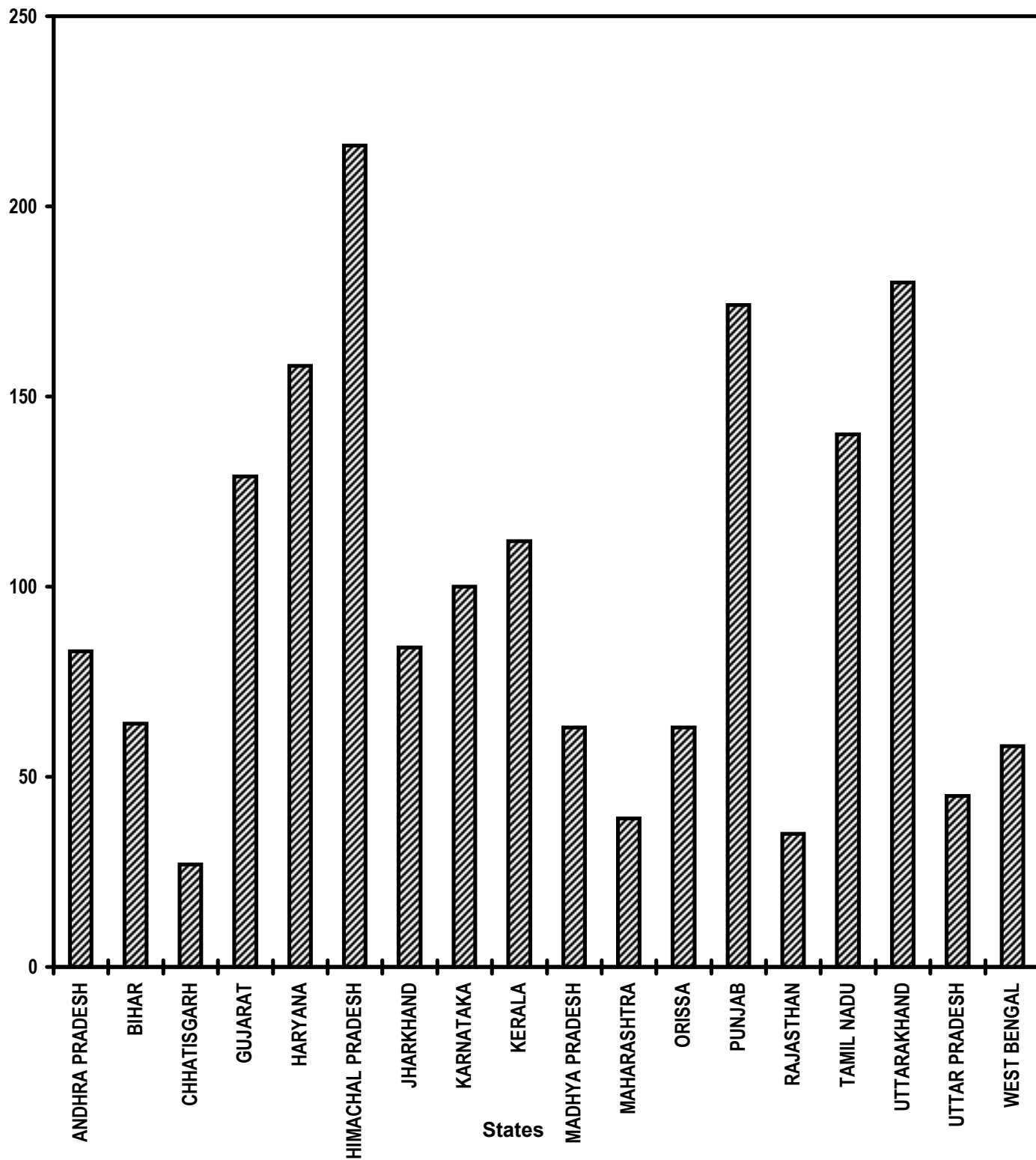


Table - 24

**Energising pump sets  
Pumps sets energized  
(Unit: Number)**

Sl. No.	State/UT Name	Target		Achievement	Percent Achievement
		2007-2008	April,2007- August,2007	April,2007- August,2007	April,2007- August,2007
(1)	(2)	(3)	(4)	(5)	(5)/(4)
1	ANDHRA PRADESH	50,000	20,830	17,386	83
2	BIHAR	1,500	625	403	64
3	CHHATISGARH	40,000	16,665	4,469	27
4	GUJARAT	9,140	3,805	4,913	129
5	HARYANA	6,000	2,500	3,962	158
6	HIMACHAL PRADESH	600	250	540	216
7	JHARKHAND	3,000	1,250	1,049	84
8	KARNATAKA	20,000	8,330	8,310	100
9	KERALA	15,000	6,250	7,004	112
10	MADHYA PRADESH	5,600	2,330	1,479	63
11	MAHARASHTRA	2,16,269	90,110	35,018	39
12	ORISSA	1,538	640	400	62
13	PUNJAB	6,000	2,500	4,348	174
14	RAJASTHAN	30,000	12,500	4,332	35
15	TAMIL NADU	15,000	6,250	8,777	140
16	UTTARAKHAND	350	145	261	180
17	UTTAR PRADESH	14,801	6,165	2,793	45
18	WEST BENGAL	1,402	580	334	58
<i>Grand Total</i>		4,36,200	1,81,725	1,05,778	58

**Very Good:(90% or above of targets)**

GUJARAT, HARYANA, HIMACHAL PRADESH, KARNATAKA, KERALA, PUNJAB, TAMIL NADU, UTTARAKHAND

**Good:(Between 80% to 90% targets)**

ANDHRA PRADESH, JHARKHAND

**Poor:(Below 80% of targets)**

BIHAR, CHHATISGARH, MADHYA PRADESH, MAHARASHTRA, ORISSA, RAJASTHAN, UTTAR PRADESH, WEST BENGAL

# Supply of Electricity

## Electricity supplied

% Achievement of Target

During April to August, 2007

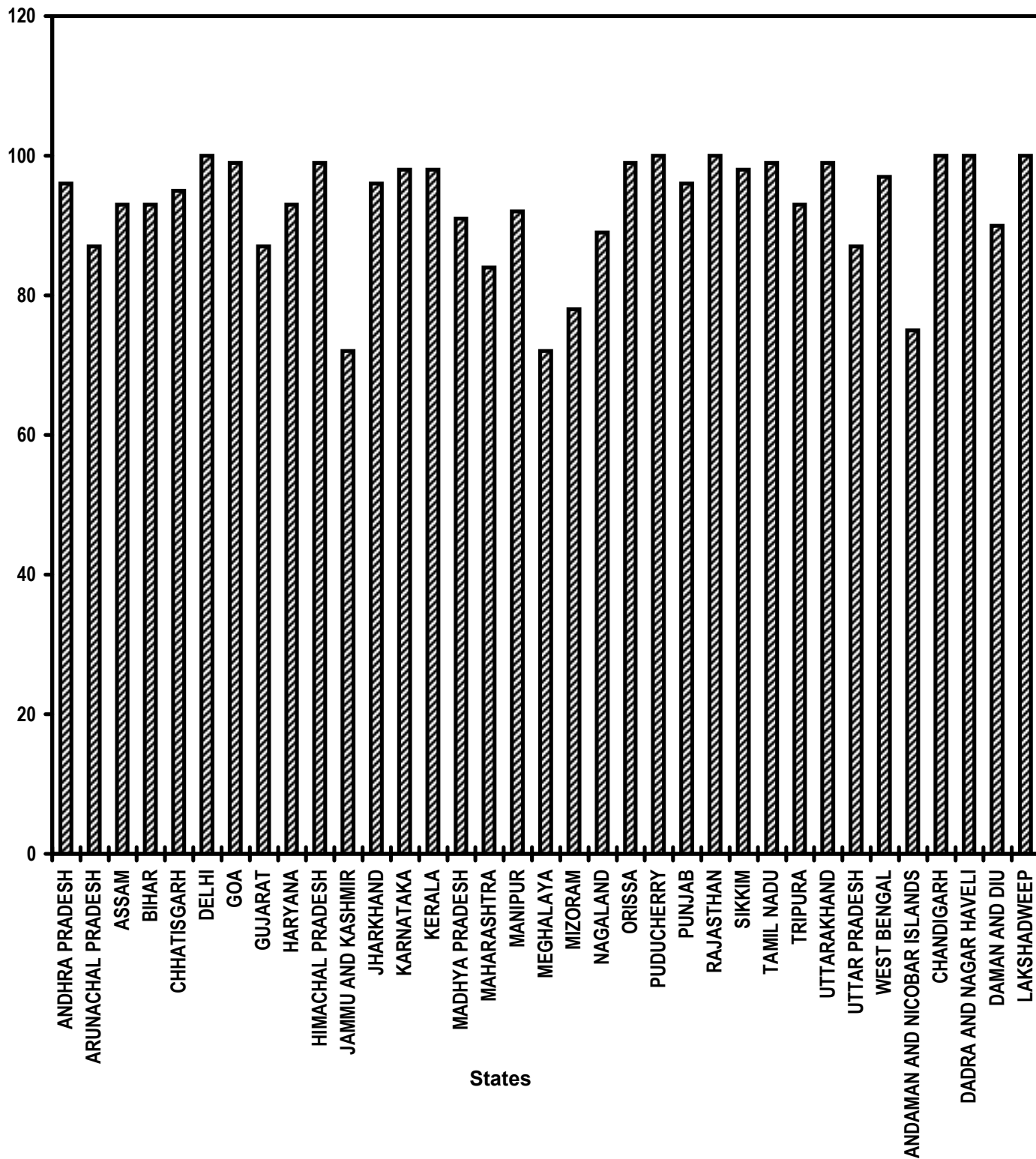


Table - 25

## Supply of Electricity

Sl. No.	State/UT Name	Electricity demanded (Million Units) April,2007- August,2007	Electricity supplied (Million Units) April,2007- August,2007	Shortage observed (Million Units) April,2007- August,2007	Percentage of Electricity Supplied
(1)	(2)	(3)	(4)	(5)	(6)
1	ANDHRA PRADESH	26,065	24,922	1,143	96
2	ARUNACHAL PRADESH	149	129	20	87
3	ASSAM	2,003	1,862	141	93
4	BIHAR	3,772	3,491	281	93
5	CHHATISGARH	5,997	5,669	328	95
6	DELHI	10,858	10,827	31	100
7	GOA	1,147	1,134	13	99
8	GUJARAT	25,942	22,675	3,267	87
9	HARYANA	12,668	11,763	905	93
10	HIMACHAL PRADESH	2,410	2,386	24	99
11	JAMMU AND KASHMIR	4,414	3,175	1,239	72
12	JHARKHAND	1,984	1,899	85	96
13	KARNATAKA	15,975	15,647	328	98
14	KERALA	6,364	6,247	117	98
15	MADHYA PRADESH	13,879	12,563	1,316	91
16	MAHARASHTRA	45,628	38,162	7,466	84
17	MANIPUR	205	189	16	92
18	MEGHALAYA	699	503	196	72
19	MIZORAM	118	92	26	78
20	NAGALAND	157	139	18	89
21	ORISSA	7,664	7,550	114	99
22	PUDUCHERRY	793	793	0	100
23	PUNJAB	20,374	19,496	878	96
24	RAJASTHAN	13,742	13,693	49	100
25	SIKKIM	103	101	2	98
26	TAMIL NADU	27,544	27,166	378	99
27	TRIPURA	315	292	23	93
28	UTTARAKHAND	2,814	2,780	34	99
29	UTTAR PRADESH	26,093	22,813	3,280	87
30	WEST BENGAL	12,582	12,201	381	97
31	ANDAMAN AND NICOBAR ISLANDS	100	75	25	75
32	CHANDIGARH	702	702	0	100
33	DADRA AND NAGAR HAVELI	1,383	1,383	0	100
34	DAMAN AND DIU	713	645	68	90
35	LAKSHADWEEP	10	10	0	100
<b>Grand Total</b>		2,95,366	2,73,174	22,192	92

**Very Good:(90% or above of targets)**

ANDHRA PRADESH, ASSAM, BIHAR, CHHATISGARH, DELHI, GOA, HARYANA, HIMACHAL PRADESH, JHARKHAND, KARNATAKA, KERALA, MADHYA PRADESH, MANIPUR, ORISSA, PUDUCHERRY, PUNJAB, RAJASTHAN, SIKKIM, TAMIL NADU, TRIPURA, UTTARAKHAND, WEST BENGAL, CHANDIGARH, DADRA AND NAGAR HAVELI, DAMAN AND DIU, LAKSHADWEEP

**Good:(Between 80% to 90% targets)**

ARUNACHAL PRADESH, GUJARAT, MAHARASHTRA, NAGALAND, UTTAR PRADESH

**Poor:(Below 80% of targets)**

JAMMU AND KASHMIR, MEGHALAYA, MIZORAM, ANDAMAN AND NICOBAR ISLANDS

**Annexure - I**

**Swaranjayanti Gram Swarojgar Yojana**

Sl. No.	State/UT Name	SC Swarozgaries	ST Swarozgaries	Women Swarozgaries	Disabled Swarozgaries
		Assisted (Number) April,2007-August,2007	Assisted (Number) April,2007-August,2007	Assisted (Number) April,2007-August,2007	Assisted (Number) April,2007-August,2007
(1)	(2)	(3)	(4)	(5)	(6)
1	ANDHRA PRADESH	2,177	742	4,425	585
2	ARUNACHAL PRADESH	0	0	0	0
3	ASSAM	54	77	127	0
4	BIHAR	1,366	29	1,253	7
5	CHHATISGARH	322	767	332	114
6	GOA	6	10	17	1
7	GUJARAT	3,002	0	1,972	93
8	HARYANA	782	0	1,891	13
9	HIMACHAL PRADESH	618	88	735	12
10	JAMMU AND KASHMIR	12	51	47	0
11	JHARKHAND	1,543	2,502	2,179	32
12	KARNATAKA	4,930	1,550	11,794	186
13	KERALA	490	35	305	56
14	MADHYA PRADESH	1,962	1,876	3,340	138
15	MAHARASHTRA	483	279	433	77
16	MANIPUR	0	0	0	0
17	MEGHALAYA	0	1,332	765	0
18	MIZORAM	0	0	0	0
19	NAGALAND	0	466	273	0
20	ORISSA	33	32	31	18
21	PUDUCHERRY	0	0	0	0
22	PUNJAB	350	0	98	22
23	RAJASTHAN	1,314	535	1,644	20
24	SIKKIM	33	339	409	13
25	TAMIL NADU	43,069	2,910	1,20,600	1,319
26	TRIPURA	0	0	0	0
27	UTTARAKHAND	629	188	1,476	0
28	UTTAR PRADESH	24,788	94	17,169	454
29	WEST BENGAL	2,358	371	6,057	5
30	ANDAMAN AND NICOBAR ISLANDS	0	0	7	1
31	DADRA AND NAGAR HAVELI	0	23	8	0
32	DAMAN AND DIU	0	0	0	0
33	LAKSHADWEEP	0	24	0	0
<b>Grand Total</b>		<b>90,321</b>	<b>14,320</b>	<b>1,77,387</b>	<b>3,166</b>

## Annexure - II

## Sampoorna Grameen Rojgar Yojana

Sl. No.	State/UT Name	Employment Generated for SC (Number of Mandays) April,2007-August,2007	Employment Generated for ST (Number of Mandays) April,2007-August,2007	Employment Generated for Women (Number of Mandays) April,2007-August,2007
(1)	(2)	(3)	(4)	(5)
1	ANDHRA PRADESH	3,27,068	1,32,000	4,35,978
2	ARUNACHAL PRADESH	0	0	0
3	ASSAM	9,42,000	10,43,000	4,00,000
4	BIHAR	0	0	0
5	CHHATISGARH	64,000	90,000	76,000
6	DELHI	0	0	0
7	GOA	0	2	4
8	GUJARAT	13,71,000	0	7,41,000
9	HARYANA	5,88,400	0	3,06,100
10	HIMACHAL PRADESH	1,18,000	65,000	6,000
11	JAMMU AND KASHMIR	14,000	86,800	0
12	JHARKHAND	10,83,023	14,10,251	16,23,710
13	KARNATAKA	8,25,000	5,01,000	7,42,000
14	KERALA	8,85,000	75,000	7,76,000
15	MADHYA PRADESH	24,17,000	18,22,000	22,83,000
16	MAHARASHTRA	18,82,000	12,54,000	20,55,000
17	MANIPUR	0	0	0
18	MEGHALAYA	0	9,19,000	2,76,000
19	MIZORAM	0	0	0
20	NAGALAND	0	23	7
21	ORISSA	5,12,000	75,000	4,64,000
22	PUDUCHERRY	18,800	0	4,900
23	PUNJAB	6,72,000	0	67,000
24	RAJASTHAN	18,07,000	6,52,000	15,75,000
25	SIKKIM	54,000	37,000	8,000
26	TAMIL NADU	52,83,700	5,30,000	39,28,700
27	TRIPURA	2,14,000	5,17,000	3,61,000
28	UTTARAKHAND	5,71,900	1,04,200	2,87,800
29	UTTAR PRADESH	1,00,61,665	4,100	27,65,973
30	WEST BENGAL	29,83,000	12,47,000	14,68,000
31	ANDAMAN AND NICOBAR ISLANDS	0	653	40
32	CHANDIGARH	0	0	0
33	DADRA AND NAGAR HAVELI	0	0	0
34	DAMAN AND DIU	0	0	0
35	LAKSHADWEEP	0	56,000	0
<b>Grand Total</b>		<b>3,26,94,556</b>	<b>1,06,21,029</b>	<b>2,06,51,212</b>



**Annexure - III**

**Distribution of waste land to the landless**

Sl. No.	State/UT Name	Land Distributed to SC	Land Distributed to ST	Land Distributed to Others
		(Hectare) April,2007- August,2007	(Hectare) April,2007- August,2007	(Hectare) April,2007- August,2007
(1)	(2)	(3)	(4)	(5)
1	ANDHRA PRADESH	405	452	1,083
2	ARUNACHAL PRADESH	0	0	0
3	ASSAM	0	0	0
4	BIHAR	17	46	0
5	CHHATISGARH	2,319	3,321	4,047
6	DELHI	0	0	0
7	GOA	0	0	0
8	GUJARAT	0	0	0
9	HARYANA	0	0	0
10	HIMACHAL PRADESH	0	0	0
11	JAMMU AND KASHMIR	0	0	0
12	JHARKHAND	2,328	2,798	4,966
13	KARNATAKA	0	0	0
14	KERALA	64	0	0
15	MADHYA PRADESH	0	0	0
16	MAHARASHTRA	56,276	38,175	77,608
17	MANIPUR	0	0	0
18	MEGHALAYA	0	0	0
19	MIZORAM	0	0	0
20	NAGALAND	0	0	0
21	ORISSA	0	0	0
22	PUDUCHERRY	0	0	0
23	PUNJAB	0	0	0
24	RAJASTHAN	0	0	0
25	SIKKIM	0	0	0
26	TAMIL NADU	175	0	325
27	TRIPURA	0	0	0
28	UTTARAKHAND	0	0	0
29	UTTAR PRADESH	1,312	10	1,032
30	WEST BENGAL	0	0	0
31	ANDAMAN AND NICOBAR ISLANDS	0	0	0
32	CHANDIGARH	0	0	0
33	DADRA AND NAGAR HAVELI	0	0	0
34	DAMAN AND DIU	0	0	0
35	LAKSHADWEEP	0	0	0
<b>Grand Total</b>		62,896	44,802	89,061

## LIST OF ITEMS

Point No.	Item No.	Name of the Points/Items
<b>I.</b>		<b>Garibi Hatao [Poverty Eradication]</b>
		Rural Areas
	1.	Employment generation under the National Rural Employment Guarantee Scheme
	2.	Swaranjayanti Gram Swarajgar Yojana
	3.	Sampoorna Grameen Rojgar Yojana
	4.	Rural Business Hubs in Partnership with Panchayats
	5.	Self help Groups
		Urban Areas
	6.	Swaranjayanti Shehari Rojgar Yojana
<b>II.</b>		<b>Jan Shakti (Power to People)</b>
	7.	Local Self Government (Panchayati Raj and Urban Local Bodies) - Activity Mapping for devolution of functions - Budget Flow of Funds - Assignment of Functionaries
	8.	Quick and Inexpensive Justice – Gram Nyayalayas and Nyaya Panchayats.
	9.	District Planning Committees.
<b>III.</b>		<b>Kisan Mitra [Support to Farmers]</b>
	10.	Water shed development and Dry land farming
	11.	Marketing and infrastructural support to farmers
	12.	Irrigation facilities (including minor and micro irrigation) for agriculture
	13.	Credit to farmers
	14.	Distribution of waste land to the landless
<b>IV.</b>		<b>Shramik Kalyan [Labour Welfare]</b>
	15.	Social Security for Agricultural and Unorganised Labour
	16.	Minimum Wages Enforcement (including Farm Labour)
	17.	Prevention of Child Labour
	18.	Welfare of Women Labour
<b>V.</b>		<b>Khadya Suraksha [Food Security ]</b>
	19.	Food security: (i) Targeted Public Distribution system, (ii) Antodaya Anna Yojana, (iii) Establishing Grain banks in chronically food scarcity areas

Contd....

<b>Point No.</b>	<b>Item No.</b>	<b>Name of the Points/Items</b>
<b>VI.</b>		<b>Subke Liye Aawas [Housing for All]</b>
	20.	Rural Housing - Indira Awaas Yojana
	21.	EWS/LIG Houses in Urban Areas
<b>VII.</b>		<b>Shudh Peya Jal [Clean Drinking Water]</b>
	22.	Rural Areas. - Swajaldhara - Accelerated Rural Water Supply Programme
	23.	Urban Areas: - Accelerated Urban Water Supply Programme
<b>VIII.</b>		<b>Jan Jan Ka Swasthya [Health for All]</b>
	24.	Control and prevention of major diseases: (a) HIV/AIDS (b) TB (c) Malaria (d) Leprosy (e) Blindness
	25.	National Rural Health Mission
	26.	Immunisation of Children
	27.	Sanitation Programme in - Rural Areas - Urban areas
	28.	Institutional Delivery
	29.	Prevention of Female Foeticide
	30.	Supplementary nutrition for Mothers and Children
	31.	Two Child norms
<b>IX.</b>		<b>Sabke Liye Shiksha [Education for All]</b>
	32.	Sarv Shiksha Abhiyan
	33.	Mid Day Meal Scheme - Compulsory Elementary Education
<b>X.</b>		<b>Anusuchit Jaati, Jan Jaati, Alp-sankhyak evam Anya Pichhra Varg Kalyan [Welfare of Scheduled Castes, Scheduled Tribes, Minorities and OBCs]</b>
	34.	SC Families Assisted
	35.	Rehabilitation of Scavengers
	36.	ST Families Assisted
	37.	Rights of Forest dwellers – Owners of minor forest produce
	38.	Primitive Tribal Groups
	39.	No alienation of Tribal lands
	40.	Implementation of Panchayats (Extension to Scheduled Areas) Act [PESA]
	41.	Welfare of Minorities
	42.	Professional education among all minority communities
	43.	Reservation of OBCs in - Education - Employment

Contd...

<b>Point No.</b>	<b>Item No.</b>	<b>Name of the Points/Items</b>
<b>XI.</b>		<b>Mahila Kalyan [Women Welfare]</b>
	44.	Financial Assistance for Women Welfare
	45.	Improved participation of women in (a) Panchayats (b) Municipalities (c) State Legislatures (d) Parliament
<b>XII.</b>		<b>Bal Kalyan (Child Welfare)</b>
	46.	Universalisation of ICDS Scheme
	47.	Functional Anganwadis
<b>XIII.</b>		<b>Yuva Vikas [Youth Development]</b>
	48.	Sports for all in Rural and Urban areas
	49.	Rashtriya Sadbhavana Yojana
	50.	National Service Scheme
<b>XIV.</b>		<b>Basti Sudhar [Improvement of Slums]</b>
	51.	Number of Urban poor families assisted under seven point charter viz. land tenure, housing at affordable cost, water, sanitation, health, education, and social security.
<b>XV.</b>		<b>Paryavaran Sanrakshan evam Van Vridhi [Environment Protection and Afforestation]</b>
	52.	Afforestation (a) Area Covered under Plantation on - Public and Forest Lands (b) Number of Seedlings planted on -Public and Forest Lands
	53.	Prevention of pollution of Rivers and water bodies
	54.	Solid and liquid waste management in - Rural Areas - Urban Areas
<b>XVI.</b>		<b>Samajik Suraksha [Social Security]</b>
	55.	Rehabilitation of handicapped and orphans.
	56.	Welfare of the aged
<b>XVII.</b>		<b>Grameen Sadak [Rural Roads]</b>
	57.	Rural Roads - PMGSY
<b>XVIII.</b>		<b>Grameen Oorja [Energization of Rural Area]</b>
	58.	Bio-diesel Production
	59.	Rajiv Gandhi Grameen Vidyutikaran Yojana
	60.	Renewable Energy
	61.	Energising Pump sets
	62.	Supply of Electricity
	63.	Supply of Kerosene and LPG
<b>XIX.</b>		<b>Pichhara Kshetra Vikas [Development of Backward Areas]</b>
	64.	Backward Regions Grants Fund
<b>XX.</b>		<b>e- Shasan [IT enabled e-Governance]</b>
	65.	Central and State Governments
	66.	Panchayats and Municipalities

**ABBREVIATIONS USED**

AAY	Antodaya Anna Yojana
ARWSP	Accelerated Rural Water Supply Programme
DDRS	Deen Dayal Rehabilitation Scheme
EWS	Economically Weaker Section
IAY	Indira Awaas Yojana
ICDS	Integrated Child Development Scheme
LIG	Low Income Group
MWE	Minimum Wages Enforcement
NC	Not Covered
NREGS	National Rural Employment Guarantee Scheme
PC	Partially Covered
PMGSY	Prime Minister Grameen Sadak Yojana
SC	Scheduled Caste
RGGVY	Rajiv Gandhi Grameen Vidyutikaran Yojana
SGRY	Sampoorna Grameen Rojgar yojana
SGSY	Swaranjayanati Gram Swarojgar Yojana
SHG	Self Help Groups
ST	Scheduled Tribe
TPDS	Targeted Public Distribution system