

TWENTY POINT PROGRAMME-2006
PROGRESS REPORT
FOR
APRIL- SEPTEMBER, 2007



GOVERNMENT OF INDIA
MINISTRY OF STATISTICS AND PROGRAMME IMPLEMENTATION
SARDAR PATEL BHAWAN, SANSAD MARG,
NEW DELHI-110 001

Website: www.mospi.gov.in

CONTENTS

	Page No.
I. Introduction	i
II. List of Twenty Points	ii
III. List of Monthly Monitored Items	iii
IV. List of items identified tentatively for ranking	iv
V. Status of receipt of targets for Monthly Monitored items	v
VI. List of items under TPP-2006 yet to be operationalised	viii

PART-I Overall Performance Analysis

VII. Progress Report	1
VIII. Highlights	3
Table - A - All India Performance	5
Table- B - State Wise Performance	7
Table- C - State Wise and Item Wise Performance	13
Table- D- Score Card and Ranking of States	22

PART- II Performance Tables

Table No.	Description of Item	
1	Employment Generation - NREG Scheme	25
2	Swaranjayanti Gram Swarojgar Yojana (SGSY)	26
3	Sampoorna Gramin Rozgar Yojana – SGRY	28
4(A)	SHGs Formed under SGSY	29
4 (B)	SHGs to whom income generating activities provided	30
5	Distribution of waste land to the landless	32
6 (A)	Minimum Wages Enforcement (Including Farm Labour) (i) Inspections made(ii) Irregularities detected(iii) Irregularities rectified	33
6(B)	Minimum Wages Enforcement (Including Farm Labour) (i) Claims filed (ii) Claims settled	34
6 (c)	Minimum Wages Enforcement (Including Farm Labour) (i) Prosecution cases pending (ii) Prosecution cases filed(iii) Prosecution cases decided	35
7(A)	Targeted Public Distribution System	36
7(B)	Antodaya Anna Yojana	38
8	Rural Housing - Indira Awaas Yojana	40
9	EWS/LIG Houses in Urban Areas	42
10(A)	Rural Areas - ARWSP Habitations (NC/PC) covered	43
10(B)	Slipped back habitations with water quality problem covered	45
11(A)	Immunisation of Children- Routine Immunisation comprising of DPT, Polio, BCG and Measles- Infants Immunised	47
11(B)	Pulse Polio Immunisation Programme- Infants Immunised	49

Contd...

Table No.	Description of Item	Page No.
12	Sanitation Programme in Rural Areas	52
13	Institutional Delivery	53
14	SC Families Assisted	54
15	ST Families Assisted	56
16	Universalization of ICDS Scheme	57
17	Functional Anganwadis	59
18	No. of Urban poor families assisted under Seven Point Charter	61
19(A)	Afforestation- Area Covered under Plantation- (Public and Forest Lands)	63
19(B)	Afforestation- Seedlings planted – (Public and Forest Lands)	65
20(A)	Rehabilitation of Handicapped and Orphans: Deen Dayal Rehabilitation Scheme- Beneficiaries	67
	- Rehabilitation of Handicapped and Orphans: Assistance to Disabled persons for purchase/fitting of Aids and Appliances - Beneficiaries	-
20(B)	Rehabilitation of Handicapped and Orphans: Orphans assisted in country and inter country adoptions	68
21	Welfare of the aged	69
22	Rural Roads – PMGSY	70
23	Rajiv Gandhi Grameen Vidyutikaran Yojana	72
24	Energising pump sets	74
25	Supply of Electricity	76

Annexures

○ SC, ST, Women and Disabled Swarozgaries Assisted under SGSY	Annexure -I
○ Employment Generated for SC, ST and Women under SGRY	Annexure -II
○ Waste land distributed to SC, ST and Others	Annexure -III
○ List of 66 items to be monitored under TPP-2006	Annexure -IV
○ Abbreviations used	Annexure -V

Twenty Point Programme – 2006

An Introduction

The Twenty Point Programme (TPP) was launched by the Government of India in 1975 and restructured in 1982 and again in 1986. Over the years, the need for restructuring the Programme has been felt in the light of our achievements and experiences, as well as the introduction of several new policies and programmes by the Government of India. Although the TPP has been in existence for the last 30 years, it is still relevant today as the desired objectives of eradication of poverty and improvement in the quality of life of the common man have yet to be completely attained.

2. TPP-86 has now been restructured and is called Twenty Point Programme-2006 (TPP-2006). The programmes and schemes under the TPP-2006 are in harmony with the priorities contained in the National Common Minimum Programme (NCMP), the Millennium Development Goals (MDGs) of the United Nations and SAARC Social Charter. The original nomenclature, namely the Twenty Point Programme, which has been in existence for the past three decades, and carries the stamp of familiarity among the people and administrative agencies, has been retained.

3. TPP-2006 has Points for the benefit of both the rural and urban people. Its thrust is towards programmes for eradicating poverty and improving the quality of life of the poor and the under-privileged people all over the country. The programme covers various socio economic aspects like poverty, employment, education, housing, health, agriculture, land reforms, irrigation, drinking water, protection and empowerment of weaker sections, consumer protection, environment, e-Governance, etc.

4. TPP-2006 has 20 Points and 66 items. All the 66 items of TPP-2006 (list at *Annexure-IV*) are not amenable to reporting on monthly basis. Also, some of the schemes/programmes are yet to be operationalised by the Central Nodal Ministries concerned. These items will be monitored only after the schemes concerning them come into existence and their frequency of monitoring will be decided later. Out of the 66 items, 25 items will be monitored on monthly basis. Remaining items will be monitored on annual basis as the information in respect of these items will be made available on annual basis by the concerned Ministries. Out of 25 monthly monitored items, the performance in respect of 21 items shall be provided by the States/UTs and in respect of 4 items by the concerned Nodal Ministries. For the purpose of ranking, the performance of States on monthly basis in respect of 18 tentatively identified items/parameters have been evaluated.

5. The three-tier monitoring mechanism in TPP-1986 at District, State and Central level has been widened in TPP-2006 by including Block level monitoring. This will ensure proper and timely implementation of programmes/schemes by effective monitoring. State Governments/UT Administrations have been requested to ensure that the monitoring committees at various levels are put in place, where they do not exist. The comprehensive Guidelines on TPP-2006 have been issued and hoisted on the website (www.mospi.gov.in) of this Ministry.

Twenty Point Programme – 2006

Twenty Points

1. Garibi Hatao [Poverty Eradication]
2. Jan Shakti (Power to People)
3. Kisan Mitra [Support to Farmers]
4. Shramik Kalyan [Labour Welfare]
5. Khadya Suraksha [Food Security]
6. Subke Liye Aawas [Housing for All]
7. Shudh Peya Jal [Clean Drinking Water]
8. Jan Jan Ka Swasthya [Health for All]
9. Sabke Liye Shiksha [Education for All]
10. Anusuchit Jaati, Jan Jaati, Alp-sankhyak evam
Anya Pichhra Varg Kalyan [Welfare of Scheduled Castes,
Scheduled Tribes, Minorities and OBCs]
11. Mahila Kalyan [Women Welfare]
12. Bal Kalyan [Child Welfare]
13. Yuva Vikas [Youth Development]
14. Basti Sudhar [Improvement of Slums]
15. Paryavaran Sanrakshan evam Van Vridhi
[Environment Protection and Afforestation]
16. Samajik Suraksha [Social Security]
17. Grameen Sadak [Rural Roads]
18. Grameen Oorja [Energization of Rural Area]
19. Pichhara Kshetra Vikas [Development of Backward Areas]
20. e- Shasan [IT enabled e-Governance]

Twenty Point Programme – 2006

Monthly Monitored Items

1. Employment generation under the National Rural Employment Guarantee Scheme
2. Swaranjayanti Gram Swarojgar Yojana
3. Sampoorna Grameen Rojgar Yojana
4. Self help Groups
5. Distribution of Waste land to landless
6. Minimum Wages Enforcement (including Farm Labour)
7. Food security:
 - (i) Targeted Public Distribution system,
 - (ii) Antodaya Anna Yojana,
8. Rural Housing - Indira Awaas Yojana
9. EWS/LIG Houses in Urban Areas
10. Rural Areas.
- Accelerated Rural Water Supply Programme
11. Immunisation of Children
12. Sanitation Programme in Rural Areas
13. Institutional Delivery
14. SC Families Assisted
15. ST Families Assisted
16. Universalisation of ICDS Scheme
17. Functional Anganwadis
18. Number of Urban poor families assisted under seven point charter viz. land tenure, housing at affordable cost, water, sanitation, health, education, and social security.
19. Afforestation:
 - (a) Area Covered under Plantation on - Public and Forest Lands
 - (b) Number of Seedlings planted on -Public and Forest Lands
20. Rehabilitation of handicapped and orphans.
21. Welfare of the aged
22. Rural Roads - PMGSY
23. Rajiv Gandhi Grameen Vidyutikaran Yojana
24. Energising Pump sets
25. Supply of Electricity

Twenty Point Programme – 2006

Items tentatively identified for ranking

For the purpose of ranking the performance of States under TPP-2006 on monthly basis, the following 20 items/Parameters have been tentatively identified.

1. **Total Swarozgaries Assisted under SGSY**
2. **SHGs to whom income generating activities provided**
3. **Food security:**
 - (i) **Targeted Public Distribution System,**
 - (ii) **Antodaya Anna Yojana,**
4. **Rural Housing - Indira Awaas Yojana**
5. **EWS/LIG Houses in Urban Areas**
6. **Rural Areas:**
 - (i) **Accelerated Rural Water Supply Programme -Habitation covered (NC &PC)**
 - (ii) **Slipped back Habitations with water quality problems-ARWSP**
7. **Immunisation of Children:**
 - (i) **Routine Immunisation**
 - (ii) **Pulse Polio Immunisation**
8. **SC Family Assisted**
9. **Universalisation of ICDS Scheme**
10. **Functional Anganwadis**
11. **Number of Urban poor families assisted under seven point charter viz. land tenure, housing at affordable cost, water, sanitation, health, education, and social security.**
12. **Afforestation:**
 - (i) **Area Covered under Plantation on - Public and Forest Lands**
 - (ii) **Number of Seedlings planted on -Public and Forest Lands**
13. **Rural Roads - PMGSY**
14. **Rajiv Gandhi Grameen Vidyutikaran Yojana (RGGVY)**
15. **Energising Pump sets**
16. **Supply of Electricity**

Status of receipt of targets for Monthly Monitored items under TPP-2006

[Sl. No.	Name of the item	Parameters/ indicators	Whether targetable / non targetable	Whether targets have been received	Nodal Ministry
1	Employment generation under the National Rural Employment Guarantee Scheme	(i) No. of job card issued (ii) Employment generated (iii) Wages given	Non targetable	-	Ministry of Rural Development
2	Swaranjayanti Gram Swarojgar Yojana	Individual Swarozgaries Assisted (i) Total (ii) SC (iii) ST (iv) Women (v) Disabled person	Targetable	Yes	-do-
3	Sampoorna Grameen Rojgar Yojana	Employment Generated (i) Total (ii) SC (iii) ST (iv) Women	Non targetable	-	-do-
4	Self help Groups	SHGs under SGSY - SHGs formed - SHGs to whom income generating activities provided	Non targetable Targetable	- Yes	-do- -do-
5	Distribution of waste land to the landless	Waste Land distributed (i) Total (ii) SC (iii) ST (iv) Others	Targetable	No	-do-
6	Rural Housing - Indira Awaas Yojana	Houses sanctioned	Targetable	Yes	-do-
7	Rural Areas - Accelerated Rural Water Supply Programme	(i) Habitations covered (NC/PC) (ii) Slipped back Habitations covered Habitations with water quality problem covered	Targetable Targetable	Yes (Targets received in respect of only fourteen States) Yes	-do- -do-
8	Sanitation Programme in Rural Areas	Individual Household latrines constructed	@	No	-do-

@: Final decision to be taken in consultation with the concerned Nodal Ministry.

Sl. No.	Name of the item	Parameters/ indicators	Whether targetable / non targetable	Whether targets have been received	Nodal Ministry
9	Rural Roads – PMGSY	Length of Road Constructed	Targetable	Yes	-do-
10.	Minimum Wages Enforcement (including Farm Labour)	Agriculture and Farm workers (i) Inspections made (ii) Irregularities detected (iii) Irregularities rectified (iv) Claims filed (v) claims settled (vi) Prosecution cases pending (vii) Prosecution cases filed (viii) Prosecution cases decided (b) others	Non targetable	-	Ministry of Labour & Employment
11.	Food security: (i) Targeted Public Distribution system (ii) Antodaya Anna Yojana	Allocation of Food Grains to States/UTs Allocation of Food Grains to States/UTs	Targetable -do-	Yes Yes	Ministry of Consumer Affairs -do-
12	Immunisation of Children	(i) Routine Immunisation comprising of Tetnus, DPT, Polio, BCG and Measles (ii) Pulse Polio Immunisation Programme	Targetable Targetable	Yes Yes	Ministry of Health & Family Welfare -do-
13	Institutional Delivery	Delivery in Institutions	@	No	-do-
14.	SC Families Assisted	SC Families Assisted	Targetable	Yes	M/o Social Justice and Empowerment
15	Welfare of the aged	Under the Scheme – Integrated Programme for older persons – (i) Beneficiaries under Day-care Homes (i) Beneficiaries under Old-age Homes	@	No	-do-

@: Final decision to be taken in consultation with the concerned Nodal Ministry.

Sl. No.	Name of the item	Parameters/ indicators	Whether targetable / non targetable	Whether targets have been received	Nodal Ministry
16	Rehabilitation of handicapped and orphans	Rehabilitation of handicapped (i) Deen Dayal Rehabilitation Scheme - Beneficiaries (ii) Assistance to Disabled persons for purchase/fitting of Aids and Appliances - Beneficiaries Rehabilitation of Orphans (i) Assistance to Home for Children (Shishu Greh) - In country adoptions -Inter country adoptions	@ Non Targetable Non Targetable	No - -	M/o Social Justice and Empowerment Ministry of Women and Child Development -do-
17	ST Families Assisted	ST Families Assisted	Targetable	Yes (State-wise targets not received)	Ministry of Tribal Affairs
18	Universalisation of ICDS Scheme	ICDS Blocks Operational (Cumulative)	Targetable	Yes	Ministry of Women and Child Development
19.	Functional Anganwadis	Anganwadis Functional (cumulative)	Targetable	Yes	-do-
20	EWS/LIG Houses in Urban Areas	Houses sanctioned	Targetable	Yes (Targets received in respect of seventeen States/UTs)	M/o Housing and Urban Poverty Alleviation
21	Number of Urban poor families assisted under seven point charter viz. land tenure, housing at affordable cost, water, sanitation, health, education, and social security.	Poor Families Assisted	Targetable	Yes (Targets received in respect of eleven States/UTs)	-do-

@: Final decision to be taken in consultation with the concerned Nodal Ministry.

Sl. No.	Name of the item	Parameters/ indicators	Whether targetable / non targetable	Whether targets have been received	Nodal Ministry
22	Afforestation (a) Area Covered under Plantation on - Public and Forest Lands	(a) Area Covered under Plantation on - Public and Forest Lands	Targetable	Yes	Ministry of Environment and Forest
	(b) Number of Seedlings planted on -Public and Forest Lands	(b) Number of Seedlings planted on -Public and Forest Lands	Targetable	Yes	-do-
23	Rajiv Gandhi Grameen Vidyutikaran Yojana	Villages electrified	Targetable	Yes	Ministry of Power
24	Energising Pump sets	Pumpsets Energised	Targetable	Yes	-do-
25	Supply of Electricity	Electricity demanded	Targetable	Yes	-do-

List of items where the concerned schemes are yet to be operationalised

- (i) Quick and inexpensive justice – Gram Nyayalayas and Nyaya Panchayats.
- (ii) Social Security for Agricultural and Unorganized Labour
- (iii) Reservation of OBCs in Education
- (iv) Sports for all in Rural and Urban Areas
- (v) IT enabled e-Governance for Panchayats and Municipalities

List of items which have been operationalised subsequently

(1) *Rural Business Hubs in Partnership with Panchayats*: Rural Business Hubs as a Centrally Sponsored Scheme has been approved during August-2007. The parameter/ indicator to be monitored on annual basis is the “number of MOUs signed under various schemes”.

(2) *Rehabilitation of Scavengers*: The Self Employment Scheme for “Rehabilitation of Manual Scavengers” (SRMS) has become operational w.e.f. 9th January, 2007. The parameter/ indicator to be monitored on annual basis is the “number of manual scavenges and their dependents assisted for rehabilitation”.

(3) *Rights of Forest dwellers – Owners of minor forest produce*: The Bill concerning “Rights of Forest Dwellers” - Owners of minor forest produce has been passed. The information on indicators/ parameters to be monitored and frequency of monitoring is awaited from Ministry of Tribal Affairs.

Item Merged

Dry Land Farming: Consequent to the decision of Ministry of Finance and Planning Commission on the EFC of “Enhancing Sustainability of Dry Land Farming System” for XI Five Year Plan, Dry Land Farming has been merged with new initiatives of the Department- ‘Rainfed Area Development Programme’. As of now, there is no separate scheme on Dryland Farming.

PART - I

TWENTY POINT PROGRAMME - 2006

OVERALL PERFORMANCE ANALYSIS

TWENTY POINT PROGRAMME-2006

Progress Report – (April-September, 2007)

This monthly progress report of Twenty Point Programme-2006 consists of two parts: **Part-I** contains an analysis of the overall performance, and **Part-II** deals with item-wise performance.

2. The report is compiled on the basis of data received from the Central Nodal Ministries and State Governments/UT Administrations. The data is received either through web enabled software developed by National Informatics Centre (NIC) Cell in this Ministry or through Fax/e-mail/post. The processing of data has been done in association with NIC Cell.

3. The analysis for the period April-September, 2007 shows that the performance under *eleven* items has been '**Very Good**' (90% or above the targets). These items are:

- (i) SHGs to whom income generating activities provided
- (ii) Total Swarozgaries Assisted- SGSY
- (iii) Urban Poor Families Assisted under Seven Point Charter
- (iv) Seedlings Planted (Public and Forest Lands)
- (v) Area Covered under Plantation (Public and Forest Lands)
- (vi) Anganwadis Functional (Cum.)
- (vii) Routine Immunisation of Children
- (viii) Habitations covered (NC and PC)- ARWSP
- (ix) ICDS Blocks Operational (Cum.)
- (x) Food Security (Antodaya Anna Yojana)
- (xi) Supply of Electricity

4. The performance of *two* items has been '**Good**' (80% to 90% of target). The items are:

- (i) Food Security (Targeted Public Distribution System) and
- (ii) Villages Electrified- RGGVY

5. The performance of *seven* items has been '**Poor**' (below 80% of target). These items are:

- (i) Road Constructed-PMGSY
- (ii) SC Family Assisted
- (iii) Pumpsets Energised
- (iv) Houses Constructed – IAY
- (v) Pulse Polio Immunisation
- (vi) Houses constructed – EWS/LIG
- (vii) Slipped back Habitations with water quality problems covered–ARWSP

6. Some of items under TPP-2006 like National Rural Employment Guarantee Scheme-NREGS and Sapoorna Gramin Rojgar Yojana (SGRY) being demand driven are being monitored by concerned Ministries without targets. These items shall not be considered for the purpose of ranking. The items where quarterly/ annual targets have been provided by the Ministries concerned, monthly targets have been worked out on prorata basis.

7. Targets in respect of items/ parameters- “Total Land Distributed to landless”, and “Individual Household latrines constructed in Rural Areas” from Ministry of Rural Development, “Delivery in institutions”, from Ministry of Health and Family Welfare, “ST Families Assisted” from Ministry of Tribal Affairs, “Rehabilitation of Handicapped & Orphans” and “Welfare of Aged” from Ministry of Social Justice & Empowerment, and “Rehabilitation of Orphans” from Ministry of Women and Child Development, have not been received so far.

8. The Report does not include information from the State of Karnataka due to non receipt of data up to the finalisation of the Report for the month of September- 2007.

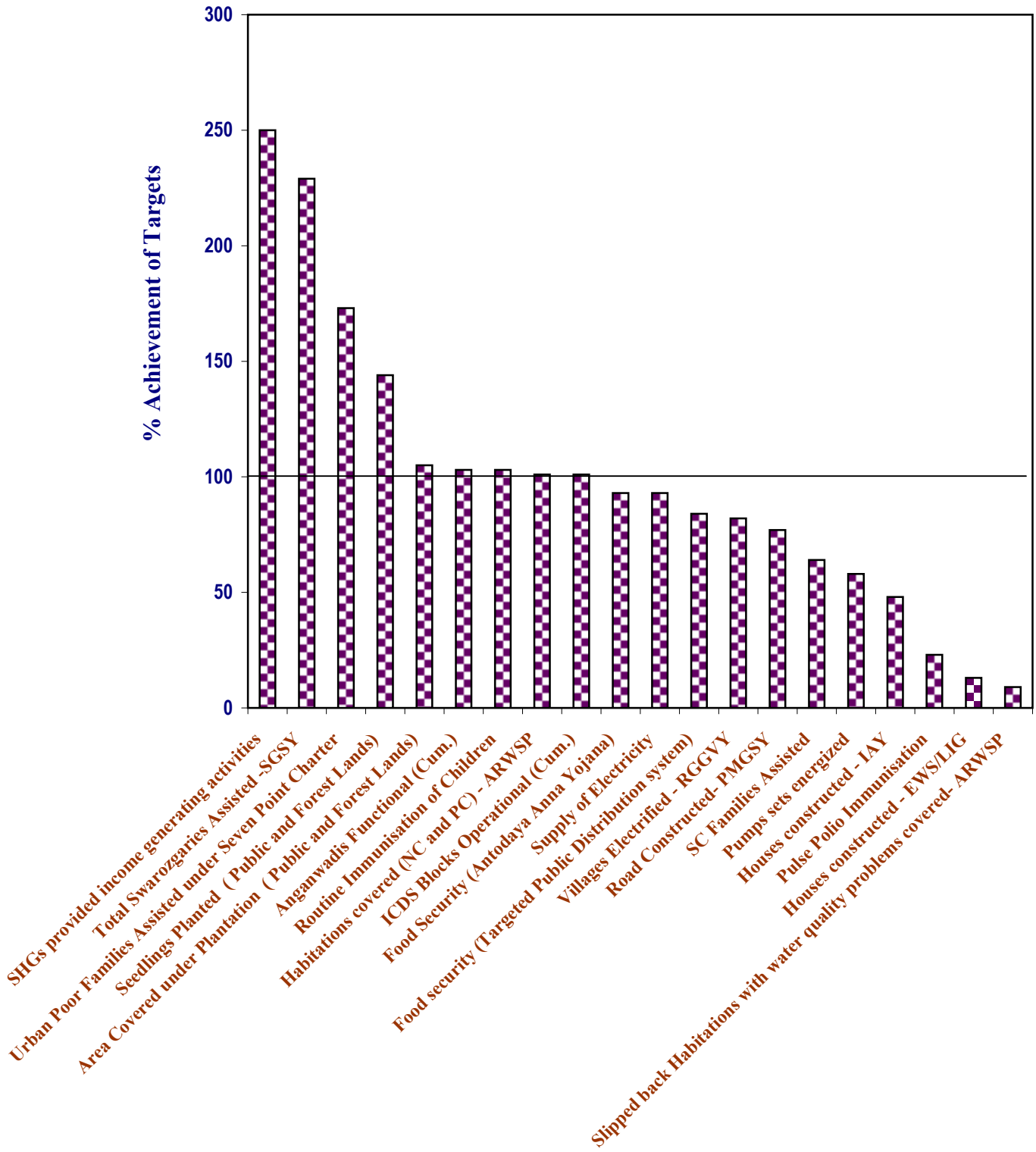
HIGHLIGHTS

Sl. No.	Item	Achievement for April-September, 2007
Employment generated under NREGS.		
1	No. of Job cards issued	391.85 lakh Job cards issued
2	Employment generated	5814.94 Lakhs mandays of employment generated
3	Wages given	Rs. 4209.77 Cr. given as wages
Swaranjayanti Gram Swarozgar Yojana		
4	No. of Individual Swarozgaries Assisted	3,34,306 Swarozgaries Assisted
Sampoorna Grameen Rojgar Yojana		
5	Employment Generated	10,38.16 lakh manday of employment generated
Self help Groups		
6	No. of SHGs formed	1,33,317 SHGs formed
7	No. of SHGs to whom income generating activities provided	92,727 SHGs provided with income generating activities
Distribution of waste land to the landless		
8	Land distributed	2,23,580 hectare of Wasteland Distributed to landless
Minimum Wages Enforcement (Including Farm Labour)		
9	No. of Inspections made	75,390 Inspections made
10	No. of Irregularities detected	13,102 Irregularities detected
11	No. of Irregularities rectified	11,582 Irregularities rectified
12	No. of Claims filed	644 Farm worker claims filed
13	No. of Claims settled	767 Farm worker claims settled
14	No. of Prosecution cases Pending	10,685 Prosecution cases Pending
15	No. of Prosecution cases filed	84 Prosecution cases filed
16	No. of Prosecution cases decided	349 Prosecution cases decided
Food Security: (i) TPDS (ii) AAY		
17	Off take of food grains by States/UTs under TPDS	164.52 lakh tones of food grains lifted
18	Off take of food grains by States/UTs under AAY	46.53 lakh tonnes of food grains lifted
Rural Housing- Indira Awaas Yojana		
19	No. of Houses constructed	5.12 lakh houses have been provided to the rural poor families
EWS/LIG Houses in Urban Areas		
20	No. of Houses constructed	8,592 houses have been provided
Rural Areas. - Accelerated Rural Water Supply Programme		
21	Habitations covered (NC and PC)	5,979 Habitations covered under (NC and PC)
22	Slipped back Habitations with water quality problems covered	4,765 Habitation covered
Immunisation of Children		
23	Routine Immunisation of Children	132.47 lakh infants immunized
24	Pulse Polio Immunisation Programme	993.69 lakh infants covered

Contd.....

Sl. No.	Item	Achievement for April-September, 2007
Sanitation Programme in Rural Areas		
25	No. of Individual household latrines constructed	41.36 lakh Individual H.H. latrines constructed
Institutional Delivery		
26	No. of Deliveries in Institution	53.42 lakh pregnant mothers delivered in institutions
SC Families Assisted		
27	No. of SC Families Assisted	15.39 lakh Scheduled Caste families assisted
ST Families Assisted		
28	No. of ST Families Assisted	12.40 lakh Scheduled Tribe families assisted
Universalisation of ICDS Schemes		
29	No. of ICDS Blocks Operational (Cum.)	6,184 ICDS Blocks in the country are in operation
Functional Anganwadis		
30	No. of Anganwadis Functional (Cum.)	9.72 lakh Anganwadis are functioning
Number of Urban poor families assisted under seven point charter viz. land tenure, housing at affordable cost, water, sanitation, health, education, and social security.		
31	No. of Poor Families Assisted	1.05 lakh families in slum areas have been provided with basic amenities
Afforestation:		
(i) Area Covered under Plantation (Public & Forest Lands)		
(ii) Seedlings planted (Public and Forest Lands)		
32	Area Covered under Plantation (Public and Forest Lands)	9.74 lakh hectares covered
33	Seedlings planted (Public and Forest Lands)	87.01 Crore seedling planted
Rehabilitation of Handicapped and Orphans		
34	No. of handicapped rehabilitated under Deen Dayal Rehabilitation Scheme	63,276 Persons benefited
35	No. of disabled persons assisted for purchase/fitting of Aids & Appliances	18,392 Persons benefited
36	Orphans adopted in country	1,310 Orphans adopted
37	Orphans adopted inter country	299 Orphans adopted
Welfare of the aged		
38	No. of beneficiaries assisted under Day-care Homes (<i>Integrated programme for older persons</i>)	1.98 lakh Beneficiaries assisted
39	No. of beneficiaries assisted under Old-age Homes (<i>Integrated programme for older persons</i>)	19.51 lakh Beneficiaries assisted
Rural Road- PMGSY		
40	Length of Road Constructed	18,764 Kms road constructed
Rajiv Gandhi Grameen Vidyutikaran Yojana		
41	No. of Villages Electrified	11,127 Villages electrified
Energized Pumps sets		
42	No. of Pumps sets energized	1.27 lakh Pumpsets energized for irrigation purposes
Supply of Electricity		
43	Electricity supplied (MU)	3,26,179 million units (MU)

PERFORMANCE DURING April to September, 2007



ACHIEVEMENT HIGHLIGHTS

PERFORMANCE DURING April to September, 2007

The cumulative performance during April to September, 2007 has been "Very Good" for 11 items, "Good" for 2 items, and "Poor" for 7 items.

A. "Very Good" Performance (90% or above of targets)

<u>No.</u>	<u>Items</u>	<u>% Achievement</u>
01E02	SHGs provided income generating activities	250
01B01	Total Swarozgaries Assisted -SGSY	229
14A01	Urban Poor Families Assisted under Seven Point Charter	173
15A02	Seedlings Planted (Public and Forest Lands)	144
15A01	Area Covered under Plantation (Public and Forest Lands)	105
12B01	Anganwadis Functional (Cum.)	103
08C01	Routine Immunisation of Children	103
07A01	Habitations covered (NC and PC) - ARWSP	101
12A01	ICDS Blocks Operational (Cum.)	101
05B02	Food Security (Antodaya Anna Yojana)	93
18E02	Supply of Electricity	93

B. "Good" Performance (80% to 90%)

05A01	Food security (Targeted Public Distribution system)	84
18B01	Villages Electrified - RGGVY	82

C. Areas of concern-where the performance is below 80%

17A01	Road Constructed- PMGSY	77
10A01	SC Families Assisted	64
18D01	Pumps sets energized	58
06A01	Houses constructed - IAY	48
08C02	Pulse Polio Immunisation	23
06B01	Houses constructed - EWS/LIG	13
07A02	Slipped back Habitations with water quality problems covered- ARWSP	9

Table - A

Targets for 2007-2008 & April to September, 2007 and achievements during the period April to September, 2007

ALL INDIA PERFORMANCE

Sl. No.	Item Code	Item Description	Units	Targets		Achievements	% Achievements of Targets during April - September, 2007
				2007-2008	April - September, 2007	April - September, 2007	
1	01B01	Total Swarozgaries Assisted - SGSY	Number	2,92,379	1,46,140	3,34,306	229
2	01E02	SHGs provided income generating activities	Number	1,06,037	37,111	92,727	250
3	05A02	Off take by States/UTs - TPDS	Tonnes	-	1,95,77,648	1,64,51,535	84
4	05B02	Off take by States/UTs - AAY	Tonnes	-	50,24,030	46,53,466	93
5	06A01	Houses constructed - IAY	Number	21,27,184	10,63,554	5,11,514	48
6	06B01	Houses constructed - EWS/LIG	Number	1,33,956	66,950	8,592	13
7	07A01	Habitations covered (NC and PC) - ARWSP	Number	16,886	5,909	5,979	101
8	07A02	Slipped back Habitations with water quality problems covered- ARWSP	Number	1,38,613	53,375	4,765	9
9	08C01	Routine Immunisation of Children	Number	2,57,72,056	1,28,86,002	1,32,46,595	103
10	08C02	Pulse Polio Immunisation	Number	1,12,14,38,709	43,09,01,497	9,93,68,524	23
11	10A01	SC Families Assisted	Number	47,74,200	23,87,040	15,39,092	64
12	12A01	ICDS Blocks Operational (Cum.)	Number	6,229	6,118	6,184	101
13	12B01	Anganwadis Functional (Cum.)	Number	10,17,952	9,46,060	9,71,621	103
14	14A01	Urban Poor Families Assisted under Seven Point Charter	Number	1,21,501	60,726	1,04,812	173
15	15A01	Area Covered under Plantation (Public and Forest Lands)	Hectares	18,60,000	9,29,924	9,74,173	105
16	15A02	Seedlings Planted (Public and Forest Lands)	Number	1,20,90,10,000	60,45,04,914	87,01,12,499	144
17	17A01	Road Constructed- PMGSY	Kilometer	54,401	24,409	18,764	77
18	18B01	Villages Electrified - RGGVY	Number	40,000	13,635	11,127	82
19	18D01	Pumps sets energized	Number	4,36,200	2,18,070	1,26,538	58
20	18E02	Electricity supplied	Million Units	-	3,51,294	3,26,179	93

Table - B**STATE-WISE PERFORMANCE DURING April to September, 2007 (PERCENT ACHIEVEMENT**

Item No.	Description	ALL						
		INDIA	AP	ARP	AS	BI	CHHA.	DELHI
01B01	Total Swarozgaries Assisted - SGSY	229	122	0	5	24	53	NA
01E02	SHGs provided income generating activities	250	1,139	0	595	15	35	NA
05A01	Food security (Targeted Public Distribution system)	84	88	42	108	57	94	89
05B02	Food Security (Antodaya Anna Yojana)	93	100	36	103	85	106	71
06A01	Houses constructed - IAY	48	109	16	45	22	37	NA
06B01	Houses constructed - EWS/LIG	13	NA	0	NA	NA	31	10
07A01	Habitations covered (NC and PC) - ARWSP	101	NA	0	26	NA	NA	NA
07A02	Slipped back Habitations with water quality problems covered- ARWSP	9	2	0	1	0	117	NA
08C01	Routine Immunisation of Children	103	195	0	59	38	28	81
08C02	Pulse Polio Immunisation	23	34	NA	4	0	100	74
10A01	SC Families Assisted	64	30	NA	7	5	0	11
12A01	ICDS Blocks Operational (Cum.)	101	102	108	130	100	99	100
12B01	Anganwadis Functional (Cum.)	103	98	141	97	100	99	100
14A01	Urban Poor Families Assisted under Seven Point Charter	173	238	NA	0	29	0	NA
15A01	Area Covered under Plantation (Public and Forest Lands)	105	74	11	0	254	0	317
15A02	Seedlings Planted (Public and Forest Lands)	144	146	13	64	254	0	6,264
17A01	Road Constructed- PMGSY	77	85	0	0	95	51	NA
18B01	Villages Electrified - RGGVY	82	50	NA	NA	80	0	NA
18D01	Pumps sets energized	58	87	NA	NA	60	22	NA
18E02	Supply of Electricity	93	96	88	93	92	95	100

NA - Not Applicable

Table - B(Contd.)

STATE-WISE PERFORMANCE DURING April to September, 2007 (PERCENT ACHIEVEMENT)

Item No.	Description	ALL						
		INDIA	GUJ	HRY	HP	J&K	JHAR.	KAR
01B01	Total Swarozgaries Assisted - SGSY	229	306	202	272	132	152	231
01E02	SHGs provided income generating activities	250	214	66	96	141	332	970
05A01	Food security (Targeted Public Distribution system)	84	74	72	88	90	80	71
05B02	Food Security (Antodaya Anna Yojana)	93	87	95	91	100	94	96
06A01	Houses constructed - IAY	48	64	29	27	68	72	41
06B01	Houses constructed - EWS/LIG	13	203	0	0	NA	NA	NA
07A01	Habitations covered (NC and PC) - ARWSP	101	NA	NA	292	0	NA	421
07A02	Slipped back Habitations with water quality problems covered- ARWSP	9	26	13	0	0	4	26
08C01	Routine Immunisation of Children	103	76	84	103	161	70	104
08C02	Pulse Polio Immunisation	23	183	0	NA	NA	67	15
10A01	SC Families Assisted	64	85	34	0	22	194	18
12A01	ICDS Blocks Operational (Cum.)	101	100	100	100	100	91	100
12B01	Anganwadis Functional (Cum.)	103	96	100	100	92	147	100
14A01	Urban Poor Families Assisted under Seven Point Charter	173	100	NA	NA	NA	NA	NA
15A01	Area Covered under Plantation (Public and Forest Lands)	105	141	103	91	18	61	156
15A02	Seedlings Planted (Public and Forest Lands)	144	703	338	10	8	164	203
17A01	Road Constructed- PMGSY	77	0	173	113	42	312	41
18B01	Villages Electrified - RGGVY	82	100	0	NA	NA	262	0
18D01	Pumps sets energized	58	140	152	235	NA	80	83
18E02	Supply of Electricity	93	88	93	99	73	95	98

NA - Not Applicable

Table - B(Contd.)

STATE-WISE PERFORMANCE DURING April to September, 2007 (PERCENT ACHIEVEMENT)

Item No.	Description	ALL						
		INDIA	MP	MAH	MANI	MEGH	MIZ	NAGA
01B01	Total Swarozgaries Assisted - SGSY	229	213	17	0	160	0	82
01E02	SHGs provided income generating activities	250	50	59	0	0	0	198
05A01	Food security (Targeted Public Distribution system)	84	93	81	102	100	90	104
05B02	Food Security (Antodaya Anna Yojana)	93	96	83	108	100	100	106
06A01	Houses constructed - IAY	48	57	44	0	20	81	187
06B01	Houses constructed - EWS/LIG	13	13	0	NA	NA	NA	NA
07A01	Habitations covered (NC and PC) - ARWSP	101	NA	19	NA	791	NA	0
07A02	Slipped back Habitations with water quality problems covered- ARWSP	9	2	11	0	2	0	0
08C01	Routine Immunisation of Children	103	85	272	110	63	283	134
08C02	Pulse Polio Immunisation	23	0	53	NA	NA	NA	NA
10A01	SC Families Assisted	64	41	13	0	NA	NA	NA
12A01	ICDS Blocks Operational (Cum.)	101	100	100	112	100	100	100
12B01	Anganwadis Functional (Cum.)	103	98	99	170	100	100	100
14A01	Urban Poor Families Assisted under Seven Point Charter	173	NA	NA	NA	47	NA	NA
15A01	Area Covered under Plantation (Public and Forest Lands)	105	200	100	42	39	211	70
15A02	Seedlings Planted (Public and Forest Lands)	144	157	197	128	46	111	0
17A01	Road Constructed- PMGSY	77	53	54	0	0	71	0
18B01	Villages Electrified - RGGVY	82	0	0	NA	NA	NA	NA
18D01	Pumps sets energized	58	69	39	NA	NA	NA	NA
18E02	Supply of Electricity	93	91	85	93	73	77	90

NA - Not Applicable

Table - B(Contd.)

STATE-WISE PERFORMANCE DURING April to September, 2007 (PERCENT ACHIEVEMENT)

Item No.	Description	ALL						
		INDIA	PUDU	PUN	RAJ	SIK	TN	TRI
01B01	Total Swarozgaries Assisted - SGSY	229	0	82	116	364	2,427	0
01E02	SHGs provided income generating activities	250	232	139	47	107	148	42
05A01	Food security (Targeted Public Distribution system)	84	31	37	86	105	83	98
05B02	Food Security (Antodaya Anna Yojana)	93	56	51	92	100	101	87
06A01	Houses constructed - IAY	48	6	59	38	103	89	15
06B01	Houses constructed - EWS/LIG	13	NA	0	40	0	100	0
07A01	Habitations covered (NC and PC) - ARWSP	101	NA	400	419	NA	NA	NA
07A02	Slipped back Habitations with water quality problems covered- ARWSP	9	89	2	5	0	2	26
08C01	Routine Immunisation of Children	103	79	106	87	102	111	91
08C02	Pulse Polio Immunisation	23	0	88	33	NA	NA	NA
10A01	SC Families Assisted	64	65	64	64	35	114	4
12A01	ICDS Blocks Operational (Cum.)	101	100	100	101	100	100	104
12B01	Anganwadis Functional (Cum.)	103	100	116	103	100	100	115
14A01	Urban Poor Families Assisted under Seven Point Charter	173	NA	NA	NA	0	0	518
15A01	Area Covered under Plantation (Public and Forest Lands)	105	61	19	127	22	24	95
15A02	Seedlings Planted (Public and Forest Lands)	144	218	24	128	24	7	195
17A01	Road Constructed- PMGSY	77	NA	113	129	44	7	0
18B01	Villages Electrified - RGGVY	82	NA	NA	15	NA	NA	NA
18D01	Pumps sets energized	58	NA	165	39	NA	150	NA
18E02	Supply of Electricity	93	100	96	100	98	99	93

NA - Not Applicable

Table - B(Contd.)

STATE-WISE PERFORMANCE DURING April to September, 2007 (PERCENT ACHIEVEMENT)

Item No.	Description	ALL						
		INDIA	UP	WB	A&N	CHND.	D&N	D&D
01B01	Total Swarozgaries Assisted - SGSY	229	268	87	119	NA	56	0
01E02	SHGs provided income generating activities	250	164	341	700	NA	0	0
05A01	Food security (Targeted Public Distribution system)	84	94	88	64	131	8	15
05B02	Food Security (Antodaya Anna Yojana)	93	98	86	71	215	14	13
06A01	Houses constructed - IAY	48	51	51	16	NA	0	0
06B01	Houses constructed - EWS/LIG	13	51	0	NA	0	NA	NA
07A01	Habitations covered (NC and PC) - ARWSP	101	NA	NA	NA	NA	0	NA
07A02	Slipped back Habitations with water quality problems covered- ARWSP	9	16	27	0	NA	NA	NA
08C01	Routine Immunisation of Children	103	97	71	83	99	91	66
08C02	Pulse Polio Immunisation	23	20	99	NA	97	NA	NA
10A01	SC Families Assisted	64	41	16	NA	95	NA	NA
12A01	ICDS Blocks Operational (Cum.)	101	102	97	100	100	50	100
12B01	Anganwadis Functional (Cum.)	103	101	102	108	112	100	100
14A01	Urban Poor Families Assisted under Seven Point Charter	173	0	NA	NA	NA	NA	NA
15A01	Area Covered under Plantation (Public and Forest Lands)	105	151	27	96	303	208	125
15A02	Seedlings Planted (Public and Forest Lands)	144	195	66	79	249	446	0
17A01	Road Constructed- PMGSY	77	75	53	NA	NA	NA	NA
18B01	Villages Electrified - RGGVY	82	113	425	NA	NA	NA	NA
18D01	Pumps sets energized	58	49	18	NA	NA	NA	NA
18E02	Supply of Electricity	93	87	97	75	100	100	90

NA - Not Applicable

Table - C

**Items in which the States/UTs performance is Very Good (90% and above),
Good (80% to 90%) and Poor (below 80%) during the period
April to September, 2007**

1. ANDHRA PRADESH

Very Good

Total Swarozgaries Assisted -SGSY, SHGs provided income generating activities, Off take by States/UTs - AAY, Houses constructed - IAY, Routine Immunisation of Children, ICDS Blocks Operational (Cum.), Anganwadis Functional (Cum.), Urban Poor Families Assisted under Seven Point Charter, Seedlings Planted (Public and Forest Lands), Electricity supplied

Good

Off take by States/UTs -TPDS, Road Constructed- PMGSY, Pumps sets energized

Poor

Slipped back Habitations with water quality problems covered- ARWSP, Pulse Polio Immunisation, SC Families Assisted, Area Covered under Plantation (Public and Forest Lands), Villages Electrified - RGGVY

2. ARUNACHAL PRADESH

Very Good

ICDS Blocks Operational (Cum.), Anganwadis Functional (Cum.)

Good

Electricity supplied

Poor

Total Swarozgaries Assisted -SGSY, SHGs provided income generating activities, Off take by States/UTs - TPDS, Off take by States/UTs - AAY, Houses constructed - IAY, Houses constructed - EWS/LIG, Habitations covered (NC and PC) - ARWSP, Slipped back Habitations with water quality problems covered- ARWSP, Routine Immunisation of Children, Area Covered under Plantation (Public and Forest Lands), Seedlings Planted (Public and Forest Lands), Road Constructed- PMGSY

3. ASSAM

Very Good

SHGs provided income generating activities, Off take by States/UTs -TPDS, Off take by States/UTs - AAY, ICDS Blocks Operational (Cum.), Anganwadis Functional (Cum.), Electricity supplied

Poor

Total Swarozgaries Assisted -SGSY, Houses constructed - IAY, Habitations covered (NC and PC) - ARWSP, Slipped back Habitations with water quality problems covered- ARWSP, Routine Immunisation of Children, Pulse Polio Immunisation, SC Families Assisted, Urban Poor Families Assisted under Seven Point Charter, Area Covered under Plantation (Public and Forest Lands), Seedlings Planted (Public and Forest Lands), Road Constructed- PMGSY

Table - C (Contd.)

4. BIHAR

Very Good

ICDS Blocks Operational (Cum.), Anganwadis Functional (Cum.), Area Covered under Plantation (Public and Forest Lands), Seedlings Planted (Public and Forest Lands), Road Constructed- PMGSY, Electricity supplied

Good

Off take by States/UTs - AAY, Villages Electrified - RGGVY

Poor

Total Swarozgaries Assisted -SGSY, SHGs provided income generating activities, Off take by States/UTs - TPDS, Houses constructed - IAY, Slipped back Habitations with water quality problems covered- ARWSP, Routine Immunisation of Children, Pulse Polio Immunisation, SC Families Assisted, Urban Poor Families Assisted under Seven Point Charter, Pumps sets energized

5. CHHATISGARH

Very Good

Off take by States/UTs -TPDS, Off take by States/UTs - AAY, Slipped back Habitations with water quality problems covered- ARWSP, Pulse Polio Immunisation, ICDS Blocks Operational (Cum.), Anganwadis Functional (Cum.), Electricity supplied

Poor

Total Swarozgaries Assisted -SGSY, SHGs provided income generating activities, Houses constructed - IAY, Houses constructed - EWS/LIG, Routine Immunisation of Children, SC Families Assisted, Urban Poor Families Assisted under Seven Point Charter, Area Covered under Plantation (Public and Forest Lands), Seedlings Planted (Public and Forest Lands), Road Constructed- PMGSY, Villages Electrified - RGGVY, Pumps sets energized

6. DELHI

Very Good

ICDS Blocks Operational (Cum.), Anganwadis Functional (Cum.), Area Covered under Plantation (Public and Forest Lands), Seedlings Planted (Public and Forest Lands), Electricity supplied

Good

Off take by States/UTs -TPDS, Routine Immunisation of Children

Poor

Off take by States/UTs - AAY, Houses constructed - EWS/LIG, Pulse Polio Immunisation, SC Families Assisted

7. GOA

Very Good

SHGs provided income generating activities, Off take by States/UTs -TPDS, Routine Immunisation of Children, ICDS Blocks Operational (Cum.), Anganwadis Functional (Cum.), Area Covered under Plantation (Public and Forest Lands), Seedlings Planted (Public and Forest Lands), Electricity supplied

Good

Off take by States/UTs - AAY

Poor

Total Swarozgaries Assisted -SGSY, Houses constructed - IAY, SC Families Assisted, Road Constructed- PMGSY

Table - C (Contd.)

8. GUJARAT

Very Good

Total Swarozgaries Assisted -SGSY, SHGs provided income generating activities, Houses constructed - EWS/LIG, Pulse Polio Immunisation, ICDS Blocks Operational (Cum.), Anganwadis Functional (Cum.), Urban Poor Families Assisted under Seven Point Charter, Area Covered under Plantation (Public and Forest Lands), Seedlings Planted (Public and Forest Lands), Villages Electrified - RGGVY, Pumps sets energized

Good

Off take by States/UTs - AAY, SC Families Assisted, Electricity supplied

Poor

Off take by States/UTs -TPDS, Houses constructed - IAY, Slipped back Habitations with water quality problems covered- ARWSP, Routine Immunisation of Children, Road Constructed- PMGSY

9. HARYANA

Very Good

Total Swarozgaries Assisted -SGSY, Off take by States/UTs - AAY, ICDS Blocks Operational (Cum.), Anganwadis Functional (Cum.), Area Covered under Plantation (Public and Forest Lands), Seedlings Planted (Public and Forest Lands), Road Constructed- PMGSY, Pumps sets energized, Electricity supplied

Good

Routine Immunisation of Children

Poor

SHGs provided income generating activities, Off take by States/UTs -TPDS, Houses constructed - IAY, Houses constructed - EWS/LIG, Slipped back Habitations with water quality problems covered- ARWSP, Pulse Polio Immunisation, SC Families Assisted, Villages Electrified - RGGVY

10. HIMACHAL PRADESH

Very Good

Total Swarozgaries Assisted -SGSY, SHGs provided income generating activities, Off take by States/UTs - AAY, Habitations covered (NC and PC) - ARWSP, Routine Immunisation of Children, ICDS Blocks Operational (Cum.), Anganwadis Functional (Cum.), Area Covered under Plantation (Public and Forest Lands), Road Constructed- PMGSY, Pumps sets energized, Electricity supplied

Good

Off take by States/UTs -TPDS

Poor

Houses constructed - IAY, Houses constructed - EWS/LIG, Slipped back Habitations with water quality problems covered- ARWSP, SC Families Assisted, Seedlings Planted (Public and Forest Lands)

11. JAMMU AND KASHMIR

Very Good

Total Swarozgaries Assisted -SGSY, SHGs provided income generating activities, Off take by States/UTs - TPDS, Off take by States/UTs - AAY, Routine Immunisation of Children, ICDS Blocks Operational (Cum.), Anganwadis Functional (Cum.)

Poor

Houses constructed - IAY, Habitations covered (NC and PC) - ARWSP, Slipped back Habitations with water quality problems covered- ARWSP, SC Families Assisted, Area Covered under Plantation (Public and Forest Lands), Seedlings Planted (Public and Forest Lands), Road Constructed- PMGSY, Electricity supplied

Table - C (Contd.)

12. JHARKHAND

Very Good

Total Swarozgaries Assisted -SGSY, SHGs provided income generating activities, Off take by States/UTs - AAY, SC Families Assisted, ICDS Blocks Operational (Cum.), Anganwadis Functional (Cum.), Seedlings Planted (Public and Forest Lands), Road Constructed- PMGSY, Villages Electrified - RGGVY, Electricity supplied

Good

Off take by States/UTs -TPDS, Pumps sets energized

Poor

Houses constructed - IAY, Slipped back Habitations with water quality problems covered- ARWSP, Routine Immunisation of Children, Pulse Polio Immunisation, Area Covered under Plantation (Public and Forest Lands)

13. KARNATAKA

Very Good

Total Swarozgaries Assisted -SGSY, SHGs provided income generating activities, Off take by States/UTs - AAY, Habitations covered (NC and PC) - ARWSP, Routine Immunisation of Children, ICDS Blocks Operational (Cum.), Anganwadis Functional (Cum.), Area Covered under Plantation (Public and Forest Lands), Seedlings Planted (Public and Forest Lands), Electricity supplied

Good

Pumps sets energized

Poor

Off take by States/UTs -TPDS, Houses constructed - IAY, Slipped back Habitations with water quality problems covered- ARWSP, Pulse Polio Immunisation, SC Families Assisted, Road Constructed- PMGSY, Villages Electrified - RGGVY

14. KERALA

Very Good

Off take by States/UTs -TPDS, Off take by States/UTs - AAY, Routine Immunisation of Children, ICDS Blocks Operational (Cum.), Anganwadis Functional (Cum.), Area Covered under Plantation (Public and Forest Lands), Seedlings Planted (Public and Forest Lands), Road Constructed- PMGSY, Pumps sets energized, Electricity supplied

Poor

Total Swarozgaries Assisted -SGSY, SHGs provided income generating activities, Houses constructed - IAY, Habitations covered (NC and PC) - ARWSP, Slipped back Habitations with water quality problems covered- ARWSP, SC Families Assisted

15. MADHYA PRADESH

Very Good

Total Swarozgaries Assisted -SGSY, Off take by States/UTs -TPDS, Off take by States/UTs - AAY, ICDS Blocks Operational (Cum.), Anganwadis Functional (Cum.), Area Covered under Plantation (Public and Forest Lands), Seedlings Planted (Public and Forest Lands), Electricity supplied

Good

Routine Immunisation of Children

Poor

SHGs provided income generating activities, Houses constructed - IAY, Houses constructed - EWS/LIG, Slipped back Habitations with water quality problems covered- ARWSP, Pulse Polio Immunisation, SC Families Assisted, Road Constructed- PMGSY, Villages Electrified - RGGVY, Pumps sets energized

Table - C (Contd.)

16. MAHARASHTRA

Very Good

Routine Immunisation of Children, ICDS Blocks Operational (Cum.), Anganwadis Functional (Cum.), Area Covered under Plantation (Public and Forest Lands), Seedlings Planted (Public and Forest Lands)

Good

Off take by States/UTs -TPDS, Off take by States/UTs - AAY, Electricity supplied

Poor

Total Swarozgaries Assisted -SGSY, SHGs provided income generating activities, Houses constructed - IAY, Houses constructed - EWS/LIG, Habitations covered (NC and PC) - ARWSP, Slipped back Habitations with water quality problems covered- ARWSP, Pulse Polio Immunisation, SC Families Assisted, Road Constructed- PMGSY, Villages Electrified - RGGVY, Pumps sets energized

17. MANIPUR

Very Good

Off take by States/UTs -TPDS, Off take by States/UTs - AAY, Routine Immunisation of Children, ICDS Blocks Operational (Cum.), Anganwadis Functional (Cum.), Seedlings Planted (Public and Forest Lands), Electricity supplied

Poor

Total Swarozgaries Assisted -SGSY, SHGs provided income generating activities, Houses constructed - IAY, Slipped back Habitations with water quality problems covered- ARWSP, SC Families Assisted, Area Covered under Plantation (Public and Forest Lands), Road Constructed- PMGSY

18. MEGHALAYA

Very Good

Total Swarozgaries Assisted -SGSY, Off take by States/UTs -TPDS, Off take by States/UTs - AAY, Habitations covered (NC and PC) - ARWSP, ICDS Blocks Operational (Cum.), Anganwadis Functional (Cum.)

Poor

SHGs provided income generating activities, Houses constructed - IAY, Slipped back Habitations with water quality problems covered- ARWSP, Routine Immunisation of Children, Urban Poor Families Assisted under Seven Point Charter, Area Covered under Plantation (Public and Forest Lands), Seedlings Planted (Public and Forest Lands), Road Constructed- PMGSY, Electricity supplied

19. MIZORAM

Very Good

Off take by States/UTs -TPDS, Off take by States/UTs - AAY, Routine Immunisation of Children, ICDS Blocks Operational (Cum.), Anganwadis Functional (Cum.), Area Covered under Plantation (Public and Forest Lands), Seedlings Planted (Public and Forest Lands)

Good

Houses constructed - IAY

Poor

Total Swarozgaries Assisted -SGSY, SHGs provided income generating activities, Slipped back Habitations with water quality problems covered- ARWSP, Road Constructed- PMGSY, Electricity supplied

Table - C (Contd.)

20. NAGALAND

Very Good

SHGs provided income generating activities, Off take by States/UTs -TPDS, Off take by States/UTs - AAY, Houses constructed - IAY, Routine Immunisation of Children, ICDS Blocks Operational (Cum.), Anganwadis Functional (Cum.), Electricity supplied

Good

Total Swarozgaries Assisted -SGSY

Poor

Habitations covered (NC and PC) - ARWSP, Slipped back Habitations with water quality problems covered- ARWSP, Area Covered under Plantation (Public and Forest Lands), Seedlings Planted (Public and Forest Lands), Road Constructed- PMGSY

21. ORISSA

Very Good

SHGs provided income generating activities, ICDS Blocks Operational (Cum.), Anganwadis Functional (Cum.), Area Covered under Plantation (Public and Forest Lands), Electricity supplied

Good

Off take by States/UTs -TPDS

Poor

Total Swarozgaries Assisted -SGSY, Off take by States/UTs - AAY, Houses constructed - IAY, Slipped back Habitations with water quality problems covered- ARWSP, Routine Immunisation of Children, Pulse Polio Immunisation, SC Families Assisted, Seedlings Planted (Public and Forest Lands), Road Constructed- PMGSY, Villages Electrified - RGGVY, Pumps sets energized

22. PUDUCHERRY

Very Good

SHGs provided income generating activities, ICDS Blocks Operational (Cum.), Anganwadis Functional (Cum.), Seedlings Planted (Public and Forest Lands), Electricity supplied

Good

Slipped back Habitations with water quality problems covered- ARWSP

Poor

Total Swarozgaries Assisted -SGSY, Off take by States/UTs -TPDS, Off take by States/UTs - AAY, Houses constructed - IAY, Routine Immunisation of Children, Pulse Polio Immunisation, SC Families Assisted, Area Covered under Plantation (Public and Forest Lands)

23. PUNJAB

Very Good

SHGs provided income generating activities, Habitations covered (NC and PC) - ARWSP, Routine Immunisation of Children, ICDS Blocks Operational (Cum.), Anganwadis Functional (Cum.), Road Constructed- PMGSY, Pumps sets energized, Electricity supplied

Good

Total Swarozgaries Assisted -SGSY, Pulse Polio Immunisation

Poor

Off take by States/UTs -TPDS, Off take by States/UTs - AAY, Houses constructed - IAY, Houses constructed - EWS/LIG, Slipped back Habitations with water quality problems covered- ARWSP, SC Families Assisted, Area Covered under Plantation (Public and Forest Lands), Seedlings Planted (Public and Forest Lands)

Table - C (Contd.)

24. RAJASTHAN

Very Good

Total Swarozgaries Assisted -SGSY, Off take by States/UTs - AAY, Habitations covered (NC and PC) - ARWSP, ICDS Blocks Operational (Cum.), Anganwadis Functional (Cum.), Area Covered under Plantation (Public and Forest Lands), Seedlings Planted (Public and Forest Lands), Road Constructed- PMGSY, Electricity supplied

Good

Off take by States/UTs -TPDS, Routine Immunisation of Children

Poor

SHGs provided income generating activities, Houses constructed - IAY, Houses constructed - EWS/LIG, Slipped back Habitations with water quality problems covered- ARWSP, Pulse Polio Immunisation, SC Families Assisted, Villages Electrified - RGGVY, Pumps sets energized

25. SIKKIM

Very Good

Total Swarozgaries Assisted -SGSY, SHGs provided income generating activities, Off take by States/UTs - TPDS, Off take by States/UTs - AAY, Houses constructed - IAY, Routine Immunisation of Children, ICDS Blocks Operational (Cum.), Anganwadis Functional (Cum.), Electricity supplied

Poor

Houses constructed - EWS/LIG, Slipped back Habitations with water quality problems covered- ARWSP, SC Families Assisted, Urban Poor Families Assisted under Seven Point Charter, Area Covered under Plantation (Public and Forest Lands), Seedlings Planted (Public and Forest Lands), Road Constructed- PMGSY

26. TAMIL NADU

Very Good

Total Swarozgaries Assisted -SGSY, SHGs provided income generating activities, Off take by States/UTs - AAY, Houses constructed - EWS/LIG, Routine Immunisation of Children, SC Families Assisted, ICDS Blocks Operational (Cum.), Anganwadis Functional (Cum.), Pumps sets energized, Electricity supplied

Good

Off take by States/UTs -TPDS, Houses constructed - IAY

Poor

Slipped back Habitations with water quality problems covered- ARWSP, Urban Poor Families Assisted under Seven Point Charter, Area Covered under Plantation (Public and Forest Lands), Seedlings Planted (Public and Forest Lands), Road Constructed- PMGSY

27. TRIPURA

Very Good

Off take by States/UTs -TPDS, Routine Immunisation of Children, ICDS Blocks Operational (Cum.), Anganwadis Functional (Cum.), Urban Poor Families Assisted under Seven Point Charter, Area Covered under Plantation (Public and Forest Lands), Seedlings Planted (Public and Forest Lands), Electricity supplied

Good

Off take by States/UTs - AAY

Poor

Total Swarozgaries Assisted -SGSY, SHGs provided income generating activities, Houses constructed - IAY, Houses constructed - EWS/LIG, Slipped back Habitations with water quality problems covered- ARWSP, SC Families Assisted, Road Constructed- PMGSY

Table - C (Contd.)

28. UTTARAKHAND

Very Good

Total Swarozgaries Assisted -SGSY, SHGs provided income generating activities, Off take by States/UTs - AAY, Habitations covered (NC and PC) - ARWSP, Routine Immunisation of Children, ICDS Blocks Operational (Cum.), Anganwadis Functional (Cum.), Area Covered under Plantation (Public and Forest Lands), Pumps sets energized, Electricity supplied

Good

Off take by States/UTs -TPDS

Poor

Houses constructed - IAY, Slipped back Habitations with water quality problems covered- ARWSP, Pulse Polio Immunisation, SC Families Assisted, Seedlings Planted (Public and Forest Lands), Road Constructed- PMGSY, Villages Electrified - RGGVY

29. UTTAR PRADESH

Very Good

Total Swarozgaries Assisted -SGSY, SHGs provided income generating activities, Off take by States/UTs - TPDS, Off take by States/UTs - AAY, Routine Immunisation of Children, ICDS Blocks Operational (Cum.), Anganwadis Functional (Cum.), Area Covered under Plantation (Public and Forest Lands), Seedlings Planted (Public and Forest Lands), Villages Electrified - RGGVY

Good

Electricity supplied

Poor

Houses constructed - IAY, Houses constructed - EWS/LIG, Slipped back Habitations with water quality problems covered- ARWSP, Pulse Polio Immunisation, SC Families Assisted, Urban Poor Families Assisted under Seven Point Charter, Road Constructed- PMGSY, Pumps sets energized

30. WEST BENGAL

Very Good

SHGs provided income generating activities, Pulse Polio Immunisation, ICDS Blocks Operational (Cum.), Anganwadis Functional (Cum.), Villages Electrified - RGGVY, Electricity supplied

Good

Total Swarozgaries Assisted -SGSY, Off take by States/UTs -TPDS, Off take by States/UTs - AAY

Poor

Houses constructed - IAY, Houses constructed - EWS/LIG, Slipped back Habitations with water quality problems covered- ARWSP, Routine Immunisation of Children, SC Families Assisted, Area Covered under Plantation (Public and Forest Lands), Seedlings Planted (Public and Forest Lands), Road Constructed- PMGSY, Pumps sets energized

31. ANDAMAN AND NICOBAR ISLANDS

Very Good

Total Swarozgaries Assisted -SGSY, SHGs provided income generating activities, ICDS Blocks Operational (Cum.), Anganwadis Functional (Cum.), Area Covered under Plantation (Public and Forest Lands)

Good

Routine Immunisation of Children

Poor

Off take by States/UTs -TPDS, Off take by States/UTs - AAY, Houses constructed - IAY, Slipped back Habitations with water quality problems covered- ARWSP, Seedlings Planted (Public and Forest Lands), Electricity supplied

Table - C (Contd.)

32. CHANDIGARH

Very Good

Off take by States/UTs -TPDS, Off take by States/UTs - AAY, Routine Immunisation of Children, Pulse Polio Immunisation, SC Families Assisted, ICDS Blocks Operational (Cum.), Anganwadis Functional (Cum.), Area Covered under Plantation (Public and Forest Lands), Seedlings Planted (Public and Forest Lands), Electricity supplied

Poor

Houses constructed - EWS/LIG

33. DADRA AND NAGAR HAVELI

Very Good

Routine Immunisation of Children, Anganwadis Functional (Cum.), Area Covered under Plantation (Public and Forest Lands), Seedlings Planted (Public and Forest Lands), Electricity supplied

Poor

Total Swarozgaries Assisted -SGSY, SHGs provided income generating activities, Off take by States/UTs - TPDS, Off take by States/UTs - AAY, Houses constructed - IAY, Habitations covered (NC and PC) - ARWSP, ICDS Blocks Operational (Cum.)

34. DAMAN AND DIU

Very Good

ICDS Blocks Operational (Cum.), Anganwadis Functional (Cum.), Area Covered under Plantation (Public and Forest Lands), Electricity supplied

Poor

Total Swarozgaries Assisted -SGSY, SHGs provided income generating activities, Off take by States/UTs - TPDS, Off take by States/UTs - AAY, Houses constructed - IAY, Routine Immunisation of Children, Seedlings Planted (Public and Forest Lands)

35. LAKSHADWEEP

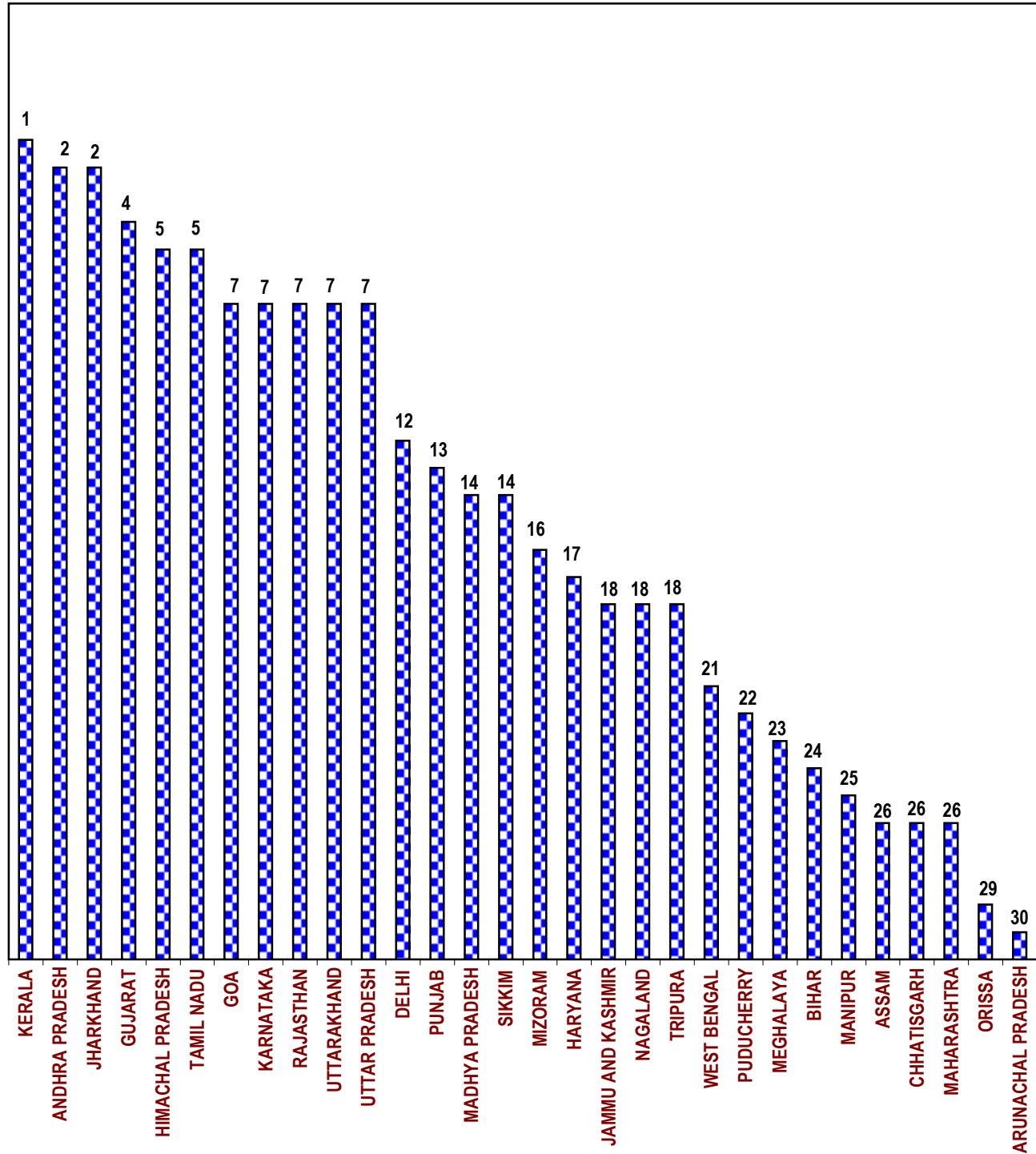
Very Good

Total Swarozgaries Assisted -SGSY, Houses constructed - IAY, ICDS Blocks Operational (Cum.), Anganwadis Functional (Cum.), Seedlings Planted (Public and Forest Lands), Electricity supplied

Poor

SHGs provided income generating activities, Off take by States/UTs -TPDS, Off take by States/UTs - AAY, Houses constructed - EWS/LIG, Habitations covered (NC and PC) - ARWSP, Routine Immunisation of Children, Urban Poor Families Assisted under Seven Point Charter, Area Covered under Plantation (Public and Forest Lands)

Ranking of States : April to September, 2007



States

Table - D

**SCORE CARD AND RANKING OF STATES ACCORDING TO THEIR PERFORMANCE
During the period April to September, 2007**

States	No. of Items/ Parameters	Max Score	Parameters in category				Total Marks	% Ach.	RANK
			A	B	C	D			
KERALA	16	48	10	2	4	0	38	79	1
ANDHRA PRADESH	18	54	10	4	4	0	42	78	2
JHARKHAND	17	51	10	3	4	0	40	78	2
GUJARAT	19	57	11	3	4	1	43	75	4
HIMACHAL PRADESH	17	51	11	1	2	3	37	73	5
TAMIL NADU	17	51	10	1	5	1	37	73	5
GOA	13	39	8	0	4	1	28	72	7
KARNATAKA	18	54	10	2	5	1	39	72	7
RAJASTHAN	19	57	9	4	6	0	41	72	7
UTTARAKHAND	18	54	10	2	5	1	39	72	7
UTTAR PRADESH	19	57	10	3	5	1	41	72	7
DELHI	11	33	5	2	4	0	23	70	12
PUNJAB	18	54	8	3	6	1	36	67	13
MADHYA PRADESH	18	54	8	3	5	2	35	65	14
SIKKIM	16	48	9	0	4	3	31	65	14
MIZORAM	13	39	7	1	2	3	25	64	16
HARYANA	18	54	9	1	5	3	34	63	17
JAMMU AND KASHMIR	15	45	7	1	5	2	28	62	18
NAGALAND	14	42	8	0	2	4	26	62	18
TRIPURA	16	48	8	1	4	3	30	62	18
WEST BENGAL	18	54	6	3	8	1	32	59	21
PUDUCHERRY	14	42	5	2	5	2	24	57	22
MEGHALAYA	15	45	6	0	7	2	25	56	23
BIHAR	18	54	6	1	9	2	29	54	24
MANIPUR	14	42	7	0	1	6	22	52	25
ASSAM	17	51	6	0	8	3	26	51	26
CHHATISGARH	19	57	7	1	6	5	29	51	26
MAHARASHTRA	19	57	5	2	10	2	29	51	26
ORISSA	17	51	5	0	10	2	25	49	29
ARUNACHAL PRADESH	15	45	2	0	6	7	12	27	30

NORMS FOR RANKING

The criteria for performance assessment of States is as follows:

	<u>Marks</u>
Category "A" Where the Achievement is 90% or above of the target	3
Category "B" Where the Achievement is above National Average	2
Category "C" Where the Achievement is below National Average	1
Category "D" Where their is NIL Performance	0

Note: For ranking of the states, the All-India Percent achievement is taken as the National Average.

PART - II

TWENTY POINT PROGRAMME - 2006

ITEM-WISE PERFORMANCE TABLES

Table - 1

Employment generation under the NREG Scheme

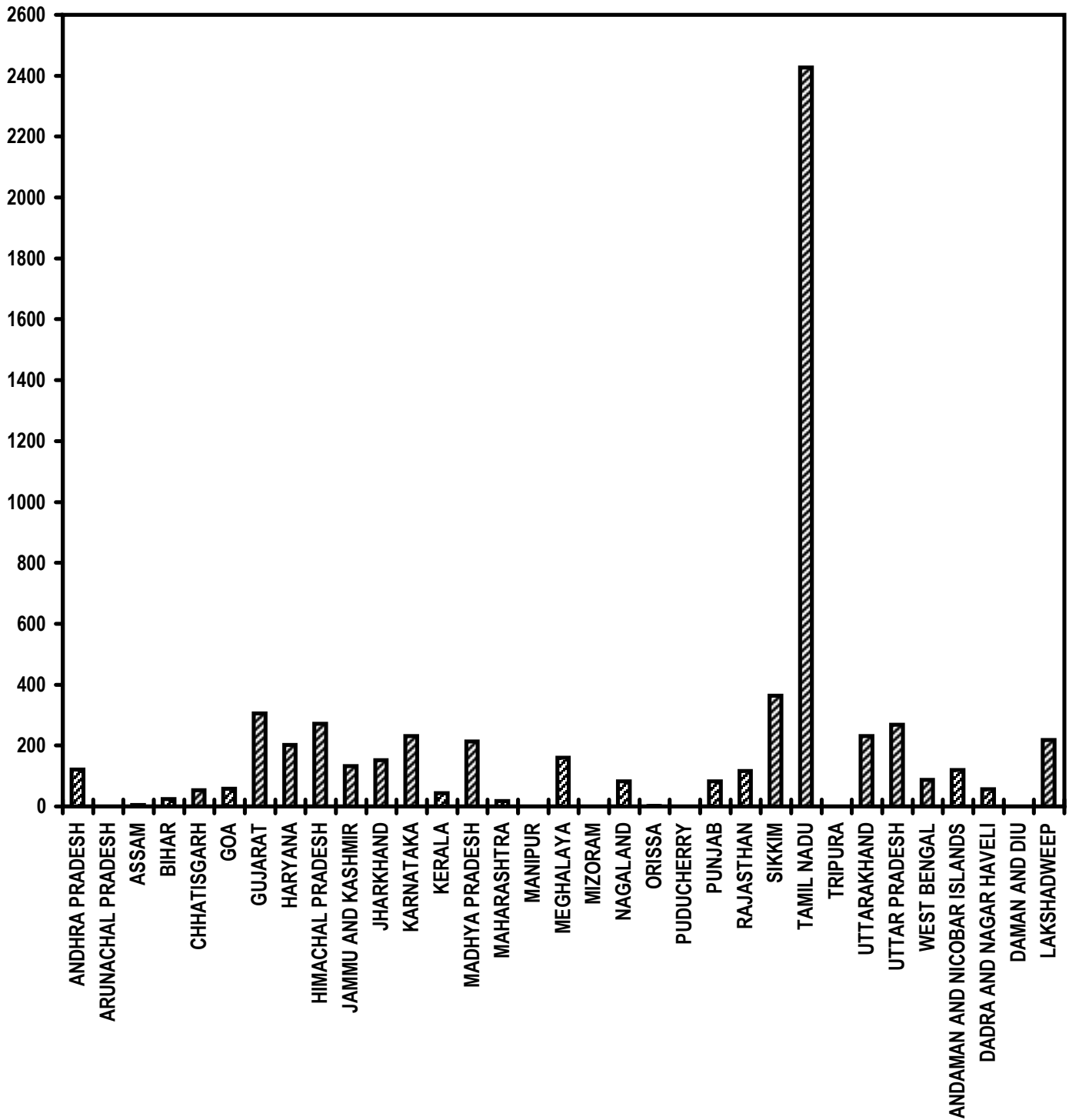
Sl. No.	State/UT Name	No. of job cards issued (Number) April,2007-September,2007	Employment generated (Number) April,2007-September,2007	Wages given (Rupees) April,2007-September,2007
(1)	(2)	(3)	(4)	(5)
1	ANDHRA PRADESH	40,88,757	6,44,36,746	7,12,92,85,302
2	ARUNACHAL PRADESH	0	0	0
3	ASSAM	9,71,172	1,16,51,000	61,08,58,000
4	BIHAR	55,83,486	2,17,21,300	2,59,58,05,000
5	CHHATISGARH	26,96,475	4,44,53,000	2,96,73,88,000
6	DELHI	0	0	0
7	GOA	0	0	0
8	GUJARAT	7,83,967	53,08,000	45,83,97,000
9	HARYANA	28,428	7,06,900	7,91,01,600
10	HIMACHAL PRADESH	1,77,245	24,56,800	2,25,59,600
11	JAMMU AND KASHMIR	1,88,401	19,98,585	18,17,49,000
12	JHARKHAND	10,85,761	7,95,85,323	2,71,63,26,404
13	KARNATAKA	8,52,881	57,64,500	42,65,73,000
14	KERALA	44,109	21,50,809	25,90,07,000
15	MADHYA PRADESH	69,20,716	10,63,90,000	7,21,52,68,000
16	MAHARASHTRA	28,37,619	87,93,000	79,54,53,000
17	MANIPUR	0	0	0
18	MEGHALAYA	1,12,973	29,18,000	24,72,78,000
19	MIZORAM	0	0	0
20	NAGALAND	28	13	1,458
21	ORISSA	34,52,092	1,70,20,000	1,28,28,34,000
22	PUDUCHERRY	0	0	0
23	PUNJAB	80,491	1,36,000	1,21,45,000
24	RAJASTHAN	26,81,960	9,34,50,000	5,11,46,94,000
25	SIKKIM	20,992	37,718	28,50,000
26	TAMIL NADU	4,39,000	4,15,59,200	3,29,62,07,400
27	TRIPURA	4,61,757	65,11,000	69,44,00,000
28	UTTARAKHAND	52,571	21,00,870	13,28,70,000
29	UTTAR PRADESH	31,27,343	2,62,62,600	2,65,67,01,587
30	WEST BENGAL	24,96,288	3,60,83,000	3,19,99,33,000
31	ANDAMAN AND NICOBAR ISLANDS	0	0	0
32	CHANDIGARH	0	0	0
33	DADRA AND NAGAR HAVELI	0	0	0
34	DAMAN AND DIU	0	0	0
35	LAKSHADWEEP	0	0	0
Grand Total		3,91,84,512	58,14,94,364	42,09,76,85,351

Swaranjayanti Gram Swarozgar Yojana

Total Swarozgaries Assisted

% Achievement of Target

During April to September, 2007



States

Table - 2

Swaranjayanti Gram Swarojgar Yojana
Total Swarozgaries Assisted
(Unit: Number)

Sl. No.	State/UT Name	Target		Achievement	Percent
		2007-2008	April,2007-September,2007	April,2007-September,2007	Achievement April,2007-September,2007
(1)	(2)	(3)	(4)	(5)	(5)/(4)
1	ANDHRA PRADESH	15,430	7,710	9,400	122
2	ARUNACHAL PRADESH	856	426	0	0
3	ASSAM	22,254	11,124	520	5
4	BIHAR	36,707	18,354	4,428	24
5	CHHATISGARH	8,152	4,074	2,162	53
6	GOA	129	60	35	58
7	GUJARAT	5,808	2,904	8,874	306
8	HARYANA	3,417	1,704	3,450	202
9	HIMACHAL PRADESH	1,439	720	1,961	272
10	JAMMU AND KASHMIR	1,781	888	1,174	132
11	JHARKHAND	13,840	6,918	10,497	152
12	KARNATAKA	11,652	5,826	13,482	231
13	KERALA	5,228	2,610	1,126	43
14	MADHYA PRADESH	17,470	8,736	18,647	213
15	MAHARASHTRA	23,033	11,514	1,905	17
16	MANIPUR	1,492	744	0	0
17	MEGHALAYA	1,671	834	1,332	160
18	MIZORAM	387	192	0	0
19	NAGALAND	1,147	570	466	82
20	ORISSA	17,649	8,826	218	2
21	PUDUCHERRY	193	96	0	0
22	PUNJAB	1,661	828	676	82
23	RAJASTHAN	8,848	4,422	5,129	116
24	SIKKIM	428	210	765	364
25	TAMIL NADU	13,644	6,822	1,65,568	2,427
26	TRIPURA	2,694	1,344	0	0
27	UTTARAKHAND	2,782	1,392	3,227	232
28	UTTAR PRADESH	52,846	26,424	70,711	268
29	WEST BENGAL	19,613	9,804	8,490	87
30	ANDAMAN AND NICOBAR ISLANDS	32	16	19	119
31	DADRA AND NAGAR HAVELI	32	16	9	56
32	DAMAN AND DIU	32	16	0	0
33	LAKSHADWEEP	32	16	35	219
Grand Total		2,92,379	1,46,140	3,34,306	229

Very Good:(90% or above of targets)

ANDHRA PRADESH, GUJARAT, HARYANA, HIMACHAL PRADESH, JAMMU AND KASHMIR, JHARKHAND, KARNATAKA, MADHYA PRADESH, MEGHALAYA, RAJASTHAN, SIKKIM, TAMIL NADU, UTTARAKHAND, UTTAR PRADESH, ANDAMAN AND NICOBAR ISLANDS, LAKSHADWEEP

Good:(Between 80% to 90% targets)

NAGALAND, PUNJAB, WEST BENGAL

Poor:(Below 80% of targets)

ARUNACHAL PRADESH, ASSAM, BIHAR, CHHATISGARH, GOA, KERALA, MAHARASHTRA, MANIPUR, MIZORAM, ORISSA, PUDUCHERRY, TRIPURA, DADRA AND NAGAR HAVELI, DAMAN AND DIU

Table - 3

Sampoorna Grameen Rojgar Yojana
Total Employment Generated
(Unit: Number of Mandays)

Sl. No.	State/UT Name	Target		Achievement	Percent Achievement
		2007-2008	April,2007-September,2007	April,2007-September,2007	April,2007-September,2007
(1)	(2)	(3)	(4)	(5)	(5)/(4)
1	ANDHRA PRADESH	-	-	76,85,020	-
2	ARUNACHAL PRADESH	-	-	94	-
3	ASSAM	-	-	52,46,000	-
4	BIHAR	-	-	0	-
5	CHHATISGARH	-	-	8,26,000	-
6	DELHI	-	-	0	-
7	GOA	-	-	6	-
8	GUJARAT	-	-	39,09,000	-
9	HARYANA	-	-	16,94,200	-
10	HIMACHAL PRADESH	-	-	5,57,000	-
11	JAMMU AND KASHMIR	-	-	3,77,500	-
12	JHARKHAND	-	-	44,81,122	-
13	KARNATAKA	-	-	25,72,000	-
14	KERALA	-	-	27,18,000	-
15	MADHYA PRADESH	-	-	86,31,000	-
16	MAHARASHTRA	-	-	95,49,000	-
17	MANIPUR	-	-	0	-
18	MEGHALAYA	-	-	9,19,000	-
19	MIZORAM	-	-	0	-
20	NAGALAND	-	-	23	-
21	ORISSA	-	-	20,72,000	-
22	PUDUCHERRY	-	-	37,900	-
23	PUNJAB	-	-	14,59,000	-
24	RAJASTHAN	-	-	55,28,000	-
25	SIKKIM	-	-	1,88,000	-
26	TAMIL NADU	-	-	1,29,24,900	-
27	TRIPURA	-	-	13,72,000	-
28	UTTARAKHAND	-	-	25,00,700	-
29	UTTAR PRADESH	-	-	2,06,59,680	-
30	WEST BENGAL	-	-	78,37,000	-
31	ANDAMAN AND NICOBAR ISLANDS	-	-	5,545	-
32	CHANDIGARH	-	-	0	-
33	DADRA AND NAGAR HAVELI	-	-	0	-
34	DAMAN AND DIU	-	-	0	-
35	LAKSHADWEEP	-	-	66,000	-
Grand Total		-	-	10,38,15,690	-

Table - 4(A)

**Self Help Groups (SHG)
Formed under SGSY
(Unit: Number)**

Sl. No.	State/UT Name	Target		Achievement	Percent Achievement
		2007-2008	April,2007-September,2007	April,2007-September,2007	April,2007-September,2007
(1)	(2)	(3)	(4)	(5)	(5)/(4)
1	ANDHRA PRADESH	-	-	47,437	-
2	ARUNACHAL PRADESH	-	-	0	-
3	ASSAM	-	-	1,547	-
4	BIHAR	-	-	2,490	-
5	CHHATISGARH	-	-	1,352	-
6	DELHI	-	-	0	-
7	GOA	-	-	40	-
8	GUJARAT	-	-	3,587	-
9	HARYANA	-	-	814	-
10	HIMACHAL PRADESH	-	-	355	-
11	JAMMU AND KASHMIR	-	-	404	-
12	JHARKHAND	-	-	2,412	-
13	KARNATAKA	-	-	3,093	-
14	KERALA	-	-	1,041	-
15	MADHYA PRADESH	-	-	1,600	-
16	MAHARASHTRA	-	-	10,822	-
17	MANIPUR	-	-	0	-
18	MEGHALAYA	-	-	448	-
19	MIZORAM	-	-	0	-
20	NAGALAND	-	-	334	-
21	ORISSA	-	-	7,484	-
22	PUDUCHERRY	-	-	0	-
23	PUNJAB	-	-	379	-
24	RAJASTHAN	-	-	3,099	-
25	SIKKIM	-	-	210	-
26	TAMIL NADU	-	-	9,290	-
27	TRIPURA	-	-	1,219	-
28	UTTARAKHAND	-	-	199	-
29	UTTAR PRADESH	-	-	14,833	-
30	WEST BENGAL	-	-	18,787	-
31	ANDAMAN AND NICOBAR ISLANDS	-	-	28	-
32	CHANDIGARH	-	-	0	-
33	DADRA AND NAGAR HAVELI	-	-	0	-
34	DAMAN AND DIU	-	-	0	-
35	LAKSHADWEEP	-	-	13	-
Grand Total		-	-	1,33,317	-

Self Help Groups (SHG)

To whom income generating activities provided

% Achievement of Target
During April to September, 2007

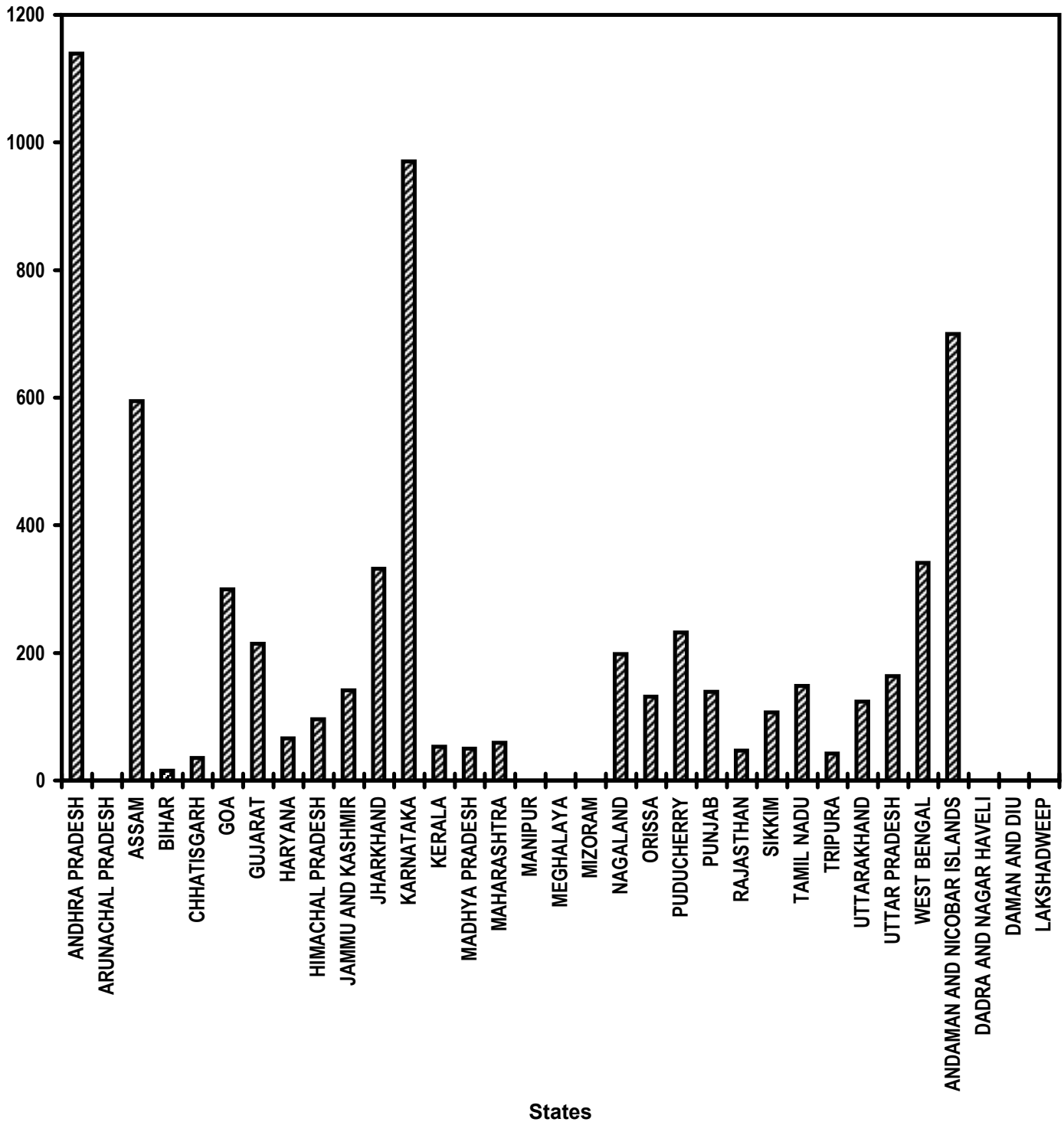


Table - 4(B)

Self Help Groups (SHG)
To whom income generating activities provided
(Unit: Number)

Sl. No.	State/UT Name	Target		Achievement	Percent Achievement
		2007-2008	April,2007-September,2007	April,2007-September,2007	April,2007-September,2007
(1)	(2)	(3)	(4)	(5)	(5)/(4)
1	ANDHRA PRADESH	5,596	1,958	22,304	1,139
2	ARUNACHAL PRADESH	311	109	0	0
3	ASSAM	8,071	2,825	16,818	595
4	BIHAR	13,313	4,660	702	15
5	CHHATISGARH	2,956	1,034	362	35
6	GOA	47	16	48	300
7	GUJARAT	2,106	737	1,575	214
8	HARYANA	1,239	434	285	66
9	HIMACHAL PRADESH	522	182	175	96
10	JAMMU AND KASHMIR	646	226	318	141
11	JHARKHAND	5,019	1,757	5,825	332
12	KARNATAKA	4,226	1,479	14,339	970
13	KERALA	1,896	663	353	53
14	MADHYA PRADESH	6,336	2,217	1,115	50
15	MAHARASHTRA	8,353	2,924	1,724	59
16	MANIPUR	541	189	0	0
17	MEGHALAYA	606	212	0	0
18	MIZORAM	140	49	0	0
19	NAGALAND	416	145	287	198
20	ORISSA	6,401	2,240	2,927	131
21	PUDUCHERRY	70	25	58	232
22	PUNJAB	602	210	292	139
23	RAJASTHAN	3,209	1,123	524	47
24	SIKKIM	155	54	58	107
25	TAMIL NADU	4,948	1,732	2,566	148
26	TRIPURA	977	342	144	42
27	UTTARAKHAND	1,009	353	436	124
28	UTTAR PRADESH	19,165	6,708	10,974	164
29	WEST BENGAL	7,113	2,490	8,490	341
30	ANDAMAN AND NICOBAR ISLANDS	12	4	28	700
31	DADRA AND NAGAR HAVELI	12	6	0	0
32	DAMAN AND DIU	12	4	0	0
33	LAKSHADWEEP	12	4	0	0
Grand Total		1,06,037	37,111	92,727	250

Very Good:(90% or above of targets)

ANDHRA PRADESH, ASSAM, GOA, GUJARAT, HIMACHAL PRADESH, JAMMU AND KASHMIR, JHARKHAND, KARNATAKA, NAGALAND, ORISSA, PUDUCHERRY, PUNJAB, SIKKIM, TAMIL NADU, UTTARAKHAND, UTTAR PRADESH, WEST BENGAL, ANDAMAN AND NICOBAR ISLANDS

Poor:(Below 80% of targets)

ARUNACHAL PRADESH, BIHAR, CHHATISGARH, HARYANA, KERALA, MADHYA PRADESH, MAHARASHTRA, MANIPUR, MEGHALAYA, MIZORAM, RAJASTHAN, TRIPURA, DADRA AND NAGAR HAVELI, DAMAN AND DIU, LAKSHADWEEP

Table - 5

**Distribution of waste land to the landless
Total Land Distributed
(Unit: Hectare)**

Sl. No.	State/UT Name	Target		Achievement	Percent Achievement
		2007-2008	April,2007-September,2007	April,2007-September,2007	April,2007-September,2007
(1)	(2)	(3)	(4)	(5)	(5)/(4)
1	ANDHRA PRADESH	-	-	1,954	-
2	ARUNACHAL PRADESH	-	-	0	-
3	ASSAM	-	-	284	-
4	BIHAR	-	-	206	-
5	CHHATISGARH	-	-	9,687	-
6	DELHI	-	-	0	-
7	GOA	-	-	0	-
8	GUJARAT	-	-	0	-
9	HARYANA	-	-	0	-
10	HIMACHAL PRADESH	-	-	0	-
11	JAMMU AND KASHMIR	-	-	0	-
12	JHARKHAND	-	-	10,718	-
13	KARNATAKA	-	-	0	-
14	KERALA	-	-	2,161	-
15	MADHYA PRADESH	-	-	0	-
16	MAHARASHTRA	-	-	1,72,059	-
17	MANIPUR	-	-	0	-
18	MEGHALAYA	-	-	0	-
19	MIZORAM	-	-	0	-
20	NAGALAND	-	-	0	-
21	ORISSA	-	-	0	-
22	PUDUCHERRY	-	-	4	-
23	PUNJAB	-	-	0	-
24	RAJASTHAN	-	-	0	-
25	SIKKIM	-	-	0	-
26	TAMIL NADU	-	-	22,903	-
27	TRIPURA	-	-	0	-
28	UTTARAKHAND	-	-	13	-
29	UTTAR PRADESH	-	-	3,591	-
30	WEST BENGAL	-	-	0	-
31	ANDAMAN AND NICOBAR ISLANDS	-	-	0	-
32	CHANDIGARH	-	-	0	-
33	DADRA AND NAGAR HAVELI	-	-	0	-
34	DAMAN AND DIU	-	-	0	-
35	LAKSHADWEEP	-	-	0	-
Grand Total		-	-	2,23,580	-

Table - 6(A)

Minimum Wages Enforcement (including Farm Labour)

Sl. No.	State/UT Name	Agriculture and Farm Workers: Inspections made (Number) April,2007-September,2007	Agriculture and Farm Workers: Irregularities detected (Number) April,2007-September,2007	Agriculture and Farm Workers: Irregularities rectified (Number) April,2007-September,2007
(1)	(2)	(3)	(4)	(5)
1	ANDHRA PRADESH	0	0	0
2	ARUNACHAL PRADESH	0	0	0
3	ASSAM	0	0	0
4	BIHAR	16,698	2,285	2,310
5	CHHATISGARH	0	0	0
6	DELHI	0	0	0
7	GOA	0	0	0
8	GUJARAT	50,175	8,229	7,822
9	HARYANA	0	0	0
10	HIMACHAL PRADESH	0	0	0
11	JAMMU AND KASHMIR	0	0	0
12	JHARKHAND	0	0	0
13	KARNATAKA	0	0	0
14	KERALA	1	3	3
15	MADHYA PRADESH	0	0	0
16	MAHARASHTRA	0	0	0
17	MANIPUR	0	0	0
18	MEGHALAYA	0	0	0
19	MIZORAM	0	0	0
20	NAGALAND	0	0	0
21	ORISSA	2,176	1,657	1,308
22	PUDUCHERRY	150	0	0
23	PUNJAB	253	2	2
24	RAJASTHAN	245	2	2
25	SIKKIM	0	0	0
26	TAMIL NADU	0	0	0
27	TRIPURA	17	0	0
28	UTTARAKHAND	140	1	0
29	UTTAR PRADESH	5,094	781	0
30	WEST BENGAL	441	142	135
31	ANDAMAN AND NICOBAR ISLANDS	0	0	0
32	CHANDIGARH	0	0	0
33	DADRA AND NAGAR HAVELI	0	0	0
34	DAMAN AND DIU	0	0	0
35	LAKSHADWEEP	0	0	0
Grand Total		75,390	13,102	11,582

Table - 6(B)

Minimum Wages Enforcement (including Farm Labour)
(Unit: Number)

Sl. No.	State/UT Name	Agriculture and Farm Workers:	Agriculture and Farm Workers:
		Claims filed (Number) April,2007-September,2007	Claims settled (Number) April,2007-September,2007
(1)	(2)	(3)	(4)
1	ANDHRA PRADESH	0	0
2	ARUNACHAL PRADESH	0	0
3	ASSAM	0	0
4	BIHAR	625	701
5	CHHATISGARH	0	0
6	DELHI	0	0
7	GOA	0	0
8	GUJARAT	0	61
9	HARYANA	12	5
10	HIMACHAL PRADESH	0	0
11	JAMMU AND KASHMIR	0	0
12	JHARKHAND	0	0
13	KARNATAKA	0	0
14	KERALA	0	0
15	MADHYA PRADESH	0	0
16	MAHARASHTRA	0	0
17	MANIPUR	0	0
18	MEGHALAYA	0	0
19	MIZORAM	0	0
20	NAGALAND	0	0
21	ORISSA	1	0
22	PUDUCHERRY	0	0
23	PUNJAB	0	0
24	RAJASTHAN	6	0
25	SIKKIM	0	0
26	TAMIL NADU	0	0
27	TRIPURA	0	0
28	UTTARAKHAND	0	0
29	UTTAR PRADESH	0	0
30	WEST BENGAL	0	0
31	ANDAMAN AND NICOBAR ISLANDS	0	0
32	CHANDIGARH	0	0
33	DADRA AND NAGAR HAVELI	0	0
34	DAMAN AND DIU	0	0
35	LAKSHADWEEP	0	0
Grand Total		644	767

Table - 6(C)

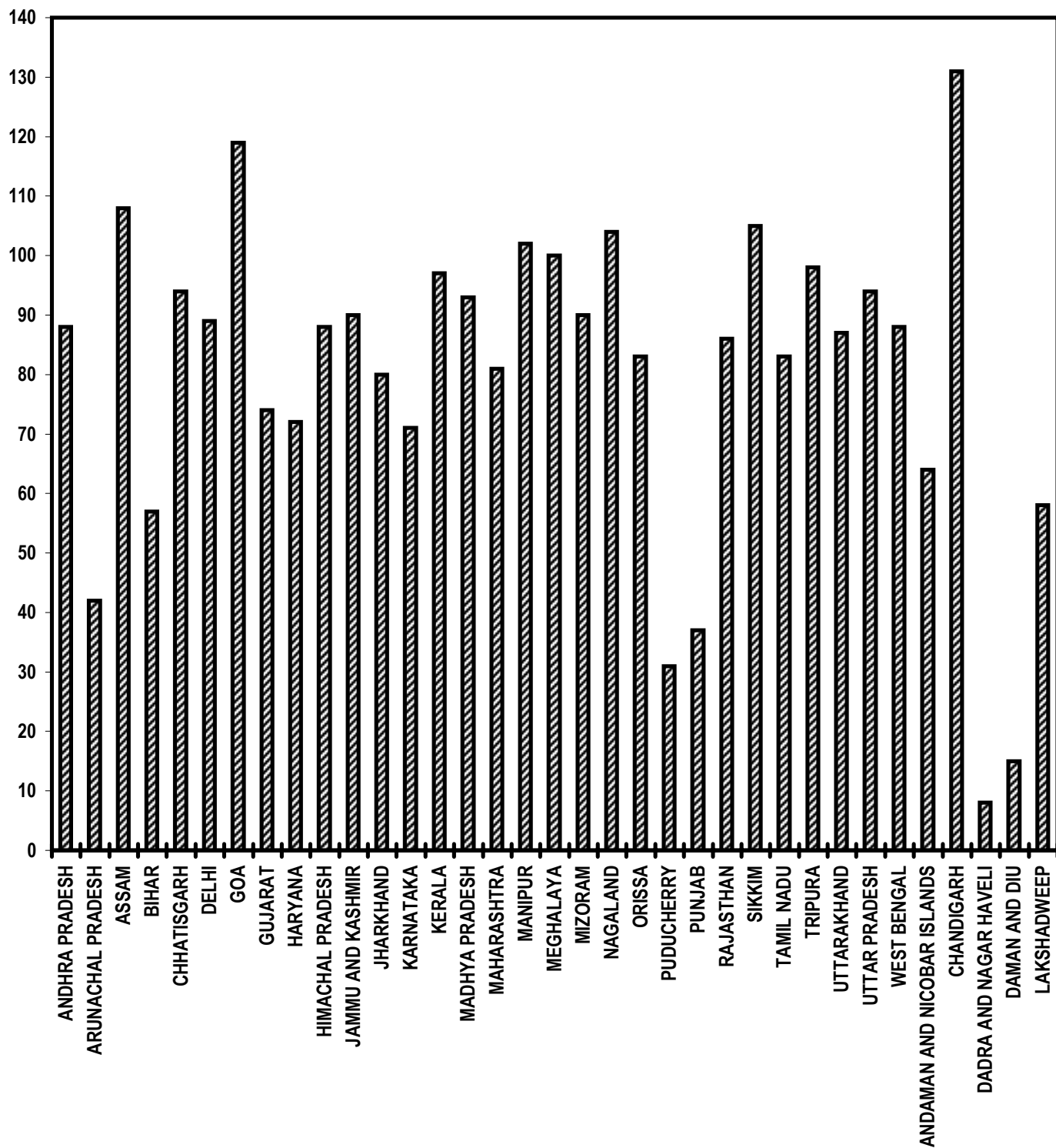
Minimum Wages Enforcement (including Farm Labour)

Sl. No.	State/UT Name	Agriculture and Farm Workers: Prosecution cases Pending (Number) April,2007-September,2007	Agriculture and Farm Workers: Prosecution cases filed (Number) April,2007-September,2007	Agriculture and Farm Workers: Prosecution cases decided (Number) April,2007-September,2007
		(3)	(4)	(5)
1	ANDHRA PRADESH	0	0	0
2	ARUNACHAL PRADESH	0	0	0
3	ASSAM	0	0	0
4	BIHAR	407	0	7
5	CHHATISGARH	0	0	0
6	DELHI	0	0	0
7	GOA	0	0	87
8	GUJARAT	9,379	75	255
9	HARYANA	104	0	0
10	HIMACHAL PRADESH	0	0	0
11	JAMMU AND KASHMIR	0	0	0
12	JHARKHAND	0	0	0
13	KARNATAKA	0	0	0
14	KERALA	0	0	0
15	MADHYA PRADESH	0	0	0
16	MAHARASHTRA	0	0	0
17	MANIPUR	0	0	0
18	MEGHALAYA	0	0	0
19	MIZORAM	0	0	0
20	NAGALAND	0	0	0
21	ORISSA	296	0	0
22	PUDUCHERRY	0	0	0
23	PUNJAB	0	0	0
24	RAJASTHAN	0	0	0
25	SIKKIM	0	0	0
26	TAMIL NADU	0	0	0
27	TRIPURA	0	0	0
28	UTTARAKHAND	0	1	0
29	UTTAR PRADESH	261	8	0
30	WEST BENGAL	238	0	0
31	ANDAMAN AND NICOBAR ISLANDS	0	0	0
32	CHANDIGARH	0	0	0
33	DADRA AND NAGAR HAVELI	0	0	0
34	DAMAN AND DIU	0	0	0
35	LAKSHADWEEP	0	0	0
Grand Total		10,685	84	349

Food security (Targeted Public Distribution system)

Off take

% Achievement of Target
During April to September, 2007



States

Table - 7(A)

Food security (Targeted Public Distribution system)

Sl. No.	State/UT Name	Allocation of	Off take	Percentage of
		Food Grains (Tonnes) April,2007- September,2007	April,2007- September,2007	offtake w.r.t. Allocation of Food Grains
(1)	(2)	(3)	(4)	(5)
1	ANDHRA PRADESH	19,46,247	17,06,334	88
2	ARUNACHAL PRADESH	53,975	22,572	42
3	ASSAM	6,50,640	7,05,145	108
4	BIHAR	13,87,240	7,96,954	57
5	CHHATISGARH	4,16,880	3,93,566	94
6	DELHI	3,50,244	3,12,328	89
7	GOA	12,490	14,901	119
8	GUJARAT	5,82,316	4,28,645	74
9	HARYANA	2,17,842	1,56,599	72
10	HIMACHAL PRADESH	2,40,088	2,12,051	88
11	JAMMU AND KASHMIR	4,03,402	3,61,690	90
12	JHARKHAND	5,28,336	4,20,406	80
13	KARNATAKA	13,47,615	9,58,017	71
14	KERALA	5,61,970	5,47,279	97
15	MADHYA PRADESH	9,32,458	8,66,172	93
16	MAHARASHTRA	14,70,476	11,84,584	81
17	MANIPUR	50,961	51,823	102
18	MEGHALAYA	65,502	65,327	100
19	MIZORAM	41,527	37,279	90
20	NAGALAND	64,656	67,454	104
21	ORISSA	9,46,188	7,82,976	83
22	PUDUCHERRY	33,126	10,145	31
23	PUNJAB	1,21,104	45,214	37
24	RAJASTHAN	6,40,264	5,52,180	86
25	SIKKIM	23,283	24,552	105
26	TAMIL NADU	24,29,601	20,08,359	83
27	TRIPURA	1,25,012	1,22,417	98
28	UTTARAKHAND	1,78,096	1,54,650	87
29	UTTAR PRADESH	22,81,056	21,51,570	94
30	WEST BENGAL	14,48,072	12,75,799	88
31	ANDAMAN AND NICOBAR ISLANDS	15,036	9,567	64
32	CHANDIGARH	2,164	2,837	131
33	DADRA AND NAGAR HAVELI	5,848	480	8
34	DAMAN AND DIU	1,450	218	15
35	LAKSHADWEEP	2,483	1,445	58
Grand Total		1,95,77,648	1,64,51,535	84

Very Good:(90% or above of targets)

ASSAM, CHHATISGARH, GOA, JAMMU AND KASHMIR, KERALA, MADHYA PRADESH, MANIPUR, MEGHALAYA, MIZORAM, NAGALAND, SIKKIM, TRIPURA, UTTAR PRADESH, CHANDIGARH

Good:(Between 80% to 90% targets)

ANDHRA PRADESH, DELHI, HIMACHAL PRADESH, JHARKHAND, MAHARASHTRA, ORISSA, RAJASTHAN, TAMIL NADU, UTTARAKHAND, WEST BENGAL

Poor:(Below 80% of targets)

ARUNACHAL PRADESH, BIHAR, GUJARAT, HARYANA, KARNATAKA, PUDUCHERRY, PUNJAB, ANDAMAN AND NICOBAR ISLANDS, DADRA AND NAGAR HAVELI, DAMAN

Food security(Antodaya Anna Yojana)

Off take

% Achievement of Target
During April to September, 2007

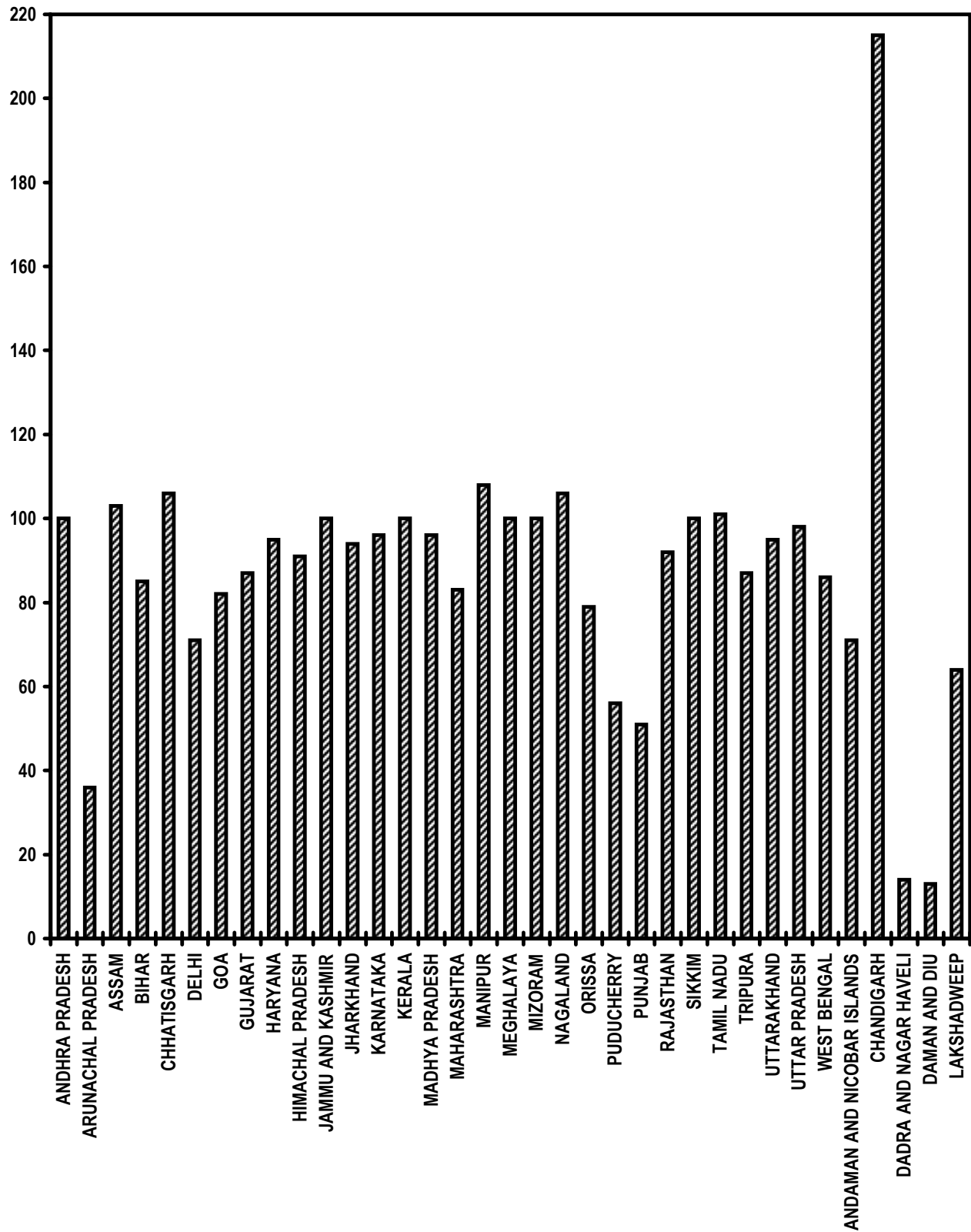


Table - 7(B)

Food Security (Antodaya Anna Yojana)

Sl. No.	State/UT Name	Allocation of	Off take	Percentage of
		Food Grains (Tonnes) April,2007- September,2007	April,2007- September,2007	offtake w.r.t. Allocation of Food Grains
(1)	(2)	(3)	(4)	(5)
1	ANDHRA PRADESH	3,27,144	3,26,957	100
2	ARUNACHAL PRADESH	7,986	2,875	36
3	ASSAM	1,47,600	1,51,848	103
4	BIHAR	5,09,994	4,34,115	85
5	CHHATISGARH	1,50,972	1,60,383	106
6	DELHI	16,173	11,474	71
7	GOA	3,054	2,496	82
8	GUJARAT	1,70,040	1,47,695	87
9	HARYANA	61,410	58,254	95
10	HIMACHAL PRADESH	41,370	37,803	91
11	JAMMU AND KASHMIR	53,694	53,678	100
12	JHARKHAND	1,59,323	1,50,144	94
13	KARNATAKA	2,51,946	2,41,121	96
14	KERALA	1,25,130	1,25,038	100
15	MADHYA PRADESH	3,31,532	3,18,241	96
16	MAHARASHTRA	5,06,118	4,17,561	83
17	MANIPUR	10,590	11,462	108
18	MEGHALAYA	14,742	14,746	100
19	MIZORAM	5,460	5,460	100
20	NAGALAND	9,984	10,597	106
21	ORISSA	2,65,560	2,10,654	79
22	PUDUCHERRY	6,774	3,814	56
23	PUNJAB	29,154	14,861	51
24	RAJASTHAN	1,95,744	1,80,735	92
25	SIKKIM	3,468	3,472	100
26	TAMIL NADU	3,91,572	3,94,003	101
27	TRIPURA	22,178	19,302	87
28	UTTARAKHAND	31,758	30,240	95
29	UTTAR PRADESH	8,59,740	8,46,155	98
30	WEST BENGAL	3,10,842	2,66,357	86
31	ANDAMAN AND NICOBAR ISLANDS	900	641	71
32	CHANDIGARH	444	954	215
33	DADRA AND NAGAR HAVELI	1,098	150	14
34	DAMAN AND DIU	318	40	13
35	LAKSHADWEEP	218	140	64
Grand Total		50,24,030	46,53,466	93

Very Good:(90% or above of targets)

ANDHRA PRADESH, ASSAM, CHHATISGARH, HARYANA, HIMACHAL PRADESH, JAMMU AND KASHMIR, JHARKHAND, KARNATAKA, KERALA, MADHYA PRADESH, MANIPUR, MEGHALAYA, MIZORAM, NAGALAND, RAJASTHAN, SIKKIM, TAMIL NADU, UTTARAKHAND, UTTAR PRADESH, CHANDIGARH

Good:(Between 80% to 90% targets)

BIHAR, GOA, GUJARAT, MAHARASHTRA, TRIPURA, WEST BENGAL

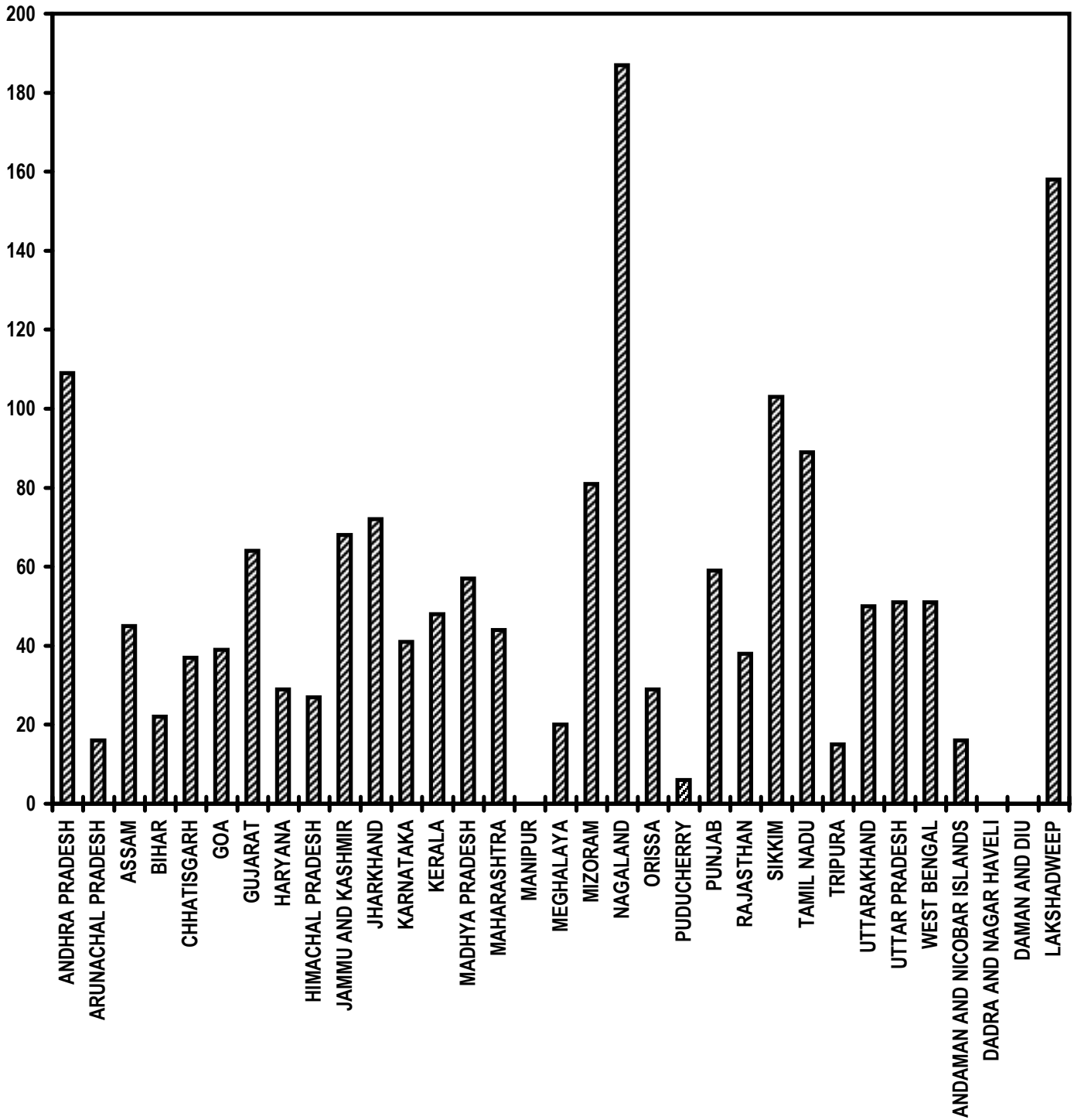
Poor:(Below 80% of targets)

ARUNACHAL PRADESH, DELHI, ORISSA, PUDUCHERRY, PUNJAB, ANDAMAN AND NICOBAR ISLANDS, DADRA AND NAGAR HAVELI, DAMAN AND DIU, LAKSHADWEEP

Rural Housing - Indira Awaas Yojana

Houses constructed

% Achievement of Target
During April to September, 2007



States

Table - 8

Rural Housing - Indira Awaas Yojana
Houses constructed
(Unit: Number)

Sl. No.	State/UT Name	Target		Achievement	Percent Achievement
		2007-2008	April,2007-September,2007	April,2007-September,2007	April,2007-September,2007
(1)	(2)	(3)	(4)	(5)	(5)/(4)
1	ANDHRA PRADESH	1,92,148	96,072	1,04,313	109
2	ARUNACHAL PRADESH	6,765	3,384	558	16
3	ASSAM	1,49,593	74,796	33,485	45
4	BIHAR	5,67,171	2,83,584	63,066	22
5	CHHATISGARH	29,714	14,856	5,490	37
6	GOA	1,183	588	231	39
7	GUJARAT	94,234	47,118	30,075	64
8	HARYANA	13,231	6,612	1,948	29
9	HIMACHAL PRADESH	4,242	2,118	581	27
10	JAMMU AND KASHMIR	13,177	6,588	4,453	68
11	JHARKHAND	50,589	25,296	18,304	72
12	KARNATAKA	74,029	37,014	15,139	41
13	KERALA	41,167	20,580	9,889	48
14	MADHYA PRADESH	59,096	29,550	16,886	57
15	MAHARASHTRA	1,15,879	57,936	25,453	44
16	MANIPUR	5,872	2,934	0	0
17	MEGHALAYA	10,228	5,112	1,038	20
18	MIZORAM	2,180	1,086	880	81
19	NAGALAND	6,768	3,384	6,321	187
20	ORISSA	1,11,431	55,716	16,110	29
21	PUDUCHERRY	910	456	28	6
22	PUNJAB	16,362	8,178	4,798	59
23	RAJASTHAN	47,354	23,676	8,967	38
24	SIKKIM	1,294	648	666	103
25	TAMIL NADU	76,932	38,466	34,284	89
26	TRIPURA	13,178	6,588	972	15
27	UTTARAKHAND	11,611	5,802	2,894	50
28	UTTAR PRADESH	2,54,750	1,27,374	65,399	51
29	WEST BENGAL	1,53,709	76,854	39,041	51
30	ANDAMAN AND NICOBAR ISLANDS	1,828	912	150	16
31	DADRA AND NAGAR HAVELI	305	150	0	0
32	DAMAN AND DIU	136	66	0	0
33	LAKSHADWEEP	118	60	95	158
Grand Total		21,27,184	10,63,554	5,11,514	48

Very Good:(90% or above of targets)

ANDHRA PRADESH, NAGALAND, SIKKIM, LAKSHADWEEP

Good:(Between 80% to 90% targets)

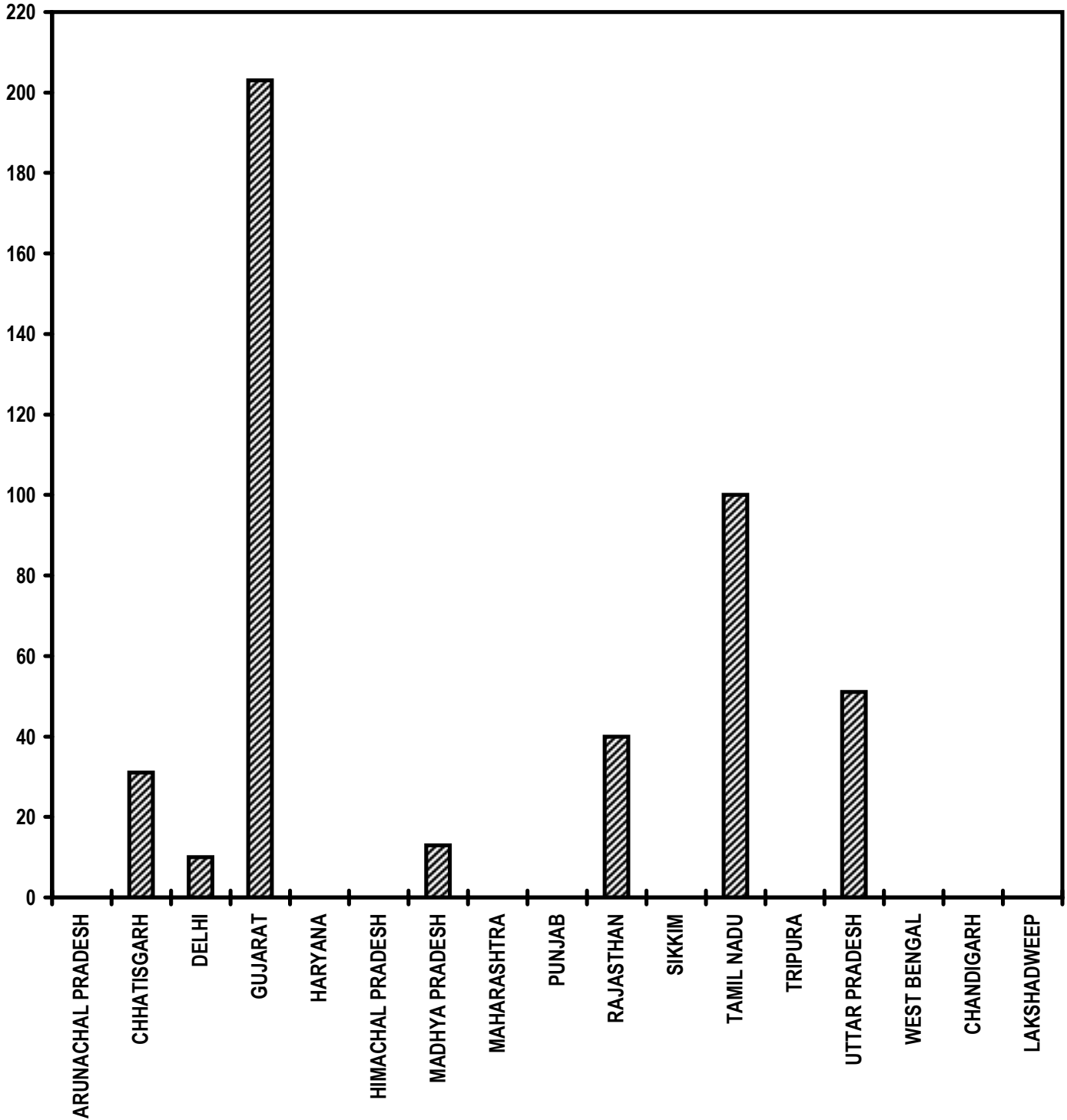
MIZORAM, TAMIL NADU

Poor:(Below 80% of targets)

ARUNACHAL PRADESH, ASSAM, BIHAR, CHHATISGARH, GOA, GUJARAT, HARYANA, HIMACHAL PRADESH, JAMMU AND KASHMIR, JHARKHAND, KARNATAKA, KERALA, MADHYA PRADESH, MAHARASHTRA, MANIPUR, MEGHALAYA, ORISSA, PUDUCHERRY, PUNJAB, RAJASTHAN, TRIPURA, UTTARAKHAND, UTTAR PRADESH, WEST BENGAL, ANDAMAN AND NICOBAR ISLANDS, DADRA AND NAGAR HAVELI, DAMAN AND DIU

EWS/LIG Houses in Urban Areas

Houses constructed
% Achievement of Target
During April to September, 2007



States

Table - 9

EWS/LIG Houses in Urban Areas
Houses constructed
(Unit: Number)

Sl. No.	State/UT Name	Target		Achievement	Percent Achievement
		2007-2008	April,2007-September,2007	April,2007-September,2007	April,2007-September,2007
(1)	(2)	(3)	(4)	(5)	(5)/(4)
1	ARUNACHAL PRADESH	3,277	1,638	0	0
2	CHHATISGARH	11,500	5,748	1,795	31
3	DELHI	26,486	13,242	1,280	10
4	GUJARAT	500	246	500	203
5	HARYANA	1,340	666	0	0
6	HIMACHAL PRADESH	252	126	0	0
7	MADHYA PRADESH	6,474	3,234	417	13
8	MAHARASHTRA	52,616	26,304	0	0
9	PUNJAB	7,500	3,750	0	0
10	RAJASTHAN	2,030	1,014	404	40
11	SIKKIM	4	2	0	0
12	TAMIL NADU	6,000	3,000	3,000	100
13	TRIPURA	5,400	2,700	0	0
14	UTTAR PRADESH	4,700	2,346	1,196	51
15	WEST BENGAL	348	174	0	0
16	CHANDIGARH	5,449	2,724	0	0
17	LAKSHADWEEP	80	36	0	0
<i>Grand Total</i>		1,33,956	66,950	8,592	13

Very Good:(90% or above of targets)

GUJARAT, TAMIL NADU

Poor:(Below 80% of targets)

ARUNACHAL PRADESH, CHHATISGARH, DELHI, HARYANA, HIMACHAL PRADESH, MADHYA PRADESH, MAHARASHTRA, PUNJAB, RAJASTHAN, SIKKIM, TRIPURA, UTTAR PRADESH, WEST BENGAL, CHANDIGARH, LAKSHADWEEP

Rural Areas - Accelerated Rural Water Supply Programme

Habitations covered (NC and PC)

% Achievement of Target
During April to September, 2007

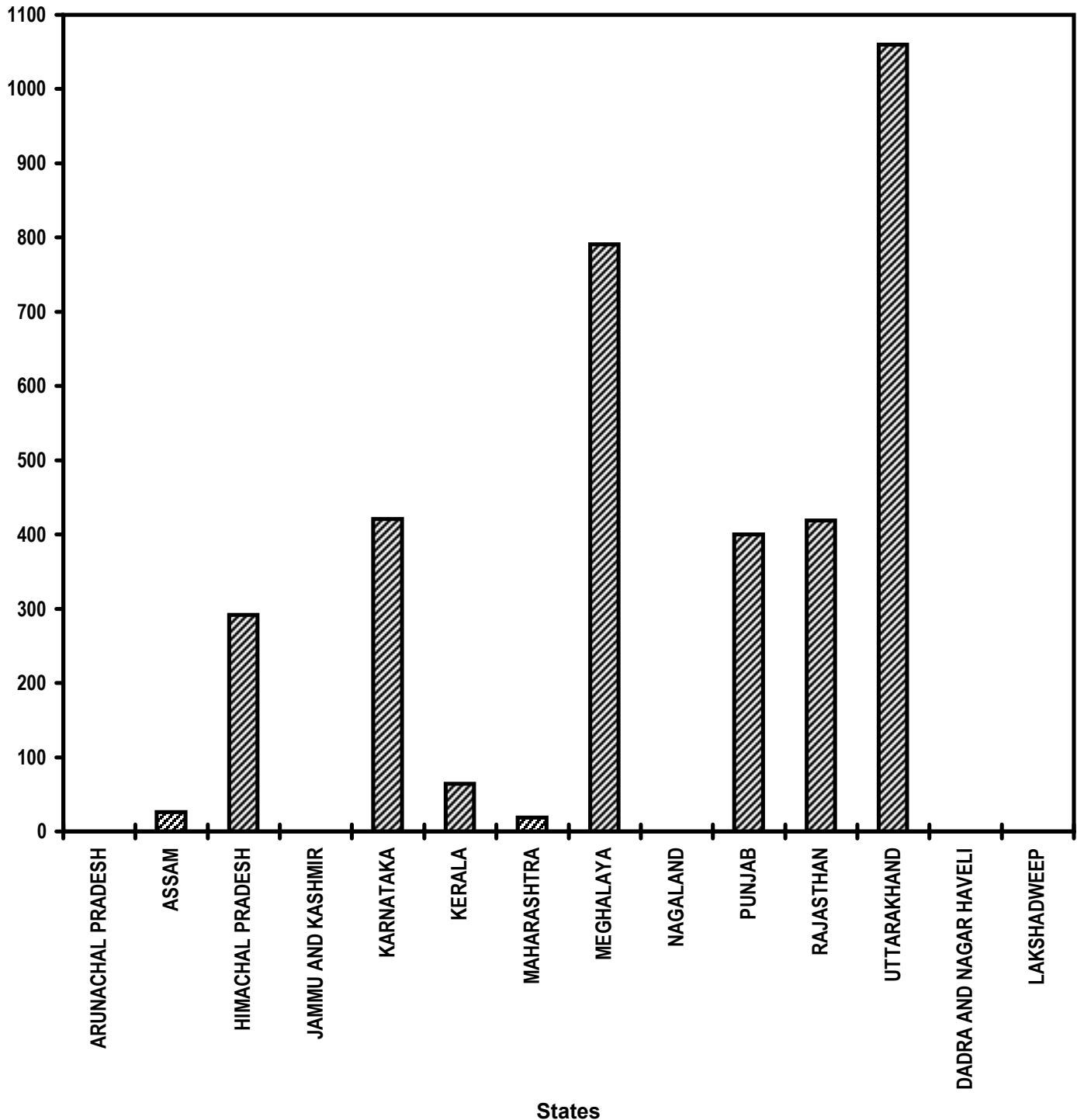


Table - 10(A)

Rural Areas - Accelerated Rural Water Supply Programme
Habitations covered (NC and PC)
(Unit: Number)

Sl. No.	State/UT Name	Target		Achievement	Percent Achievement
		2007-2008	April,2007-September,2007	April,2007-September,2007	April,2007-September,2007
(1)	(2)	(3)	(4)	(5)	(5)/(4)
1	ARUNACHAL PRADESH	103	36	0	0
2	ASSAM	2,344	821	210	26
3	HIMACHAL PRADESH	1,941	679	1,980	292
4	JAMMU AND KASHMIR	1,008	353	0	0
5	KARNATAKA	800	280	1,178	421
6	KERALA	2,400	840	534	64
7	MAHARASHTRA	7,103	2,487	467	19
8	MEGHALAYA	69	23	182	791
9	NAGALAND	300	105	0	0
10	PUNJAB	8	3	12	400
11	RAJASTHAN	677	237	992	419
12	UTTARAKHAND	118	40	424	1,060
13	DADRA AND NAGAR HAVELI	8	3	0	0
14	LAKSHADWEEP	7	2	0	0
Grand Total		16,886	5,909	5,979	101

Very Good:(90% or above of targets)

HIMACHAL PRADESH, KARNATAKA, MEGHALAYA, PUNJAB, RAJASTHAN, UTTARAKHAND

Poor:(Below 80% of targets)

ARUNACHAL PRADESH, ASSAM, JAMMU AND KASHMIR, KERALA, MAHARASHTRA, NAGALAND, DADRA AND NAGAR HAVELI, LAKSHADWEEP

Rural Areas - Accelerated Rural Water Supply Programme

Slipped back Habitations with
water quality problems covered

% Achievement of Target
During April to September, 2007

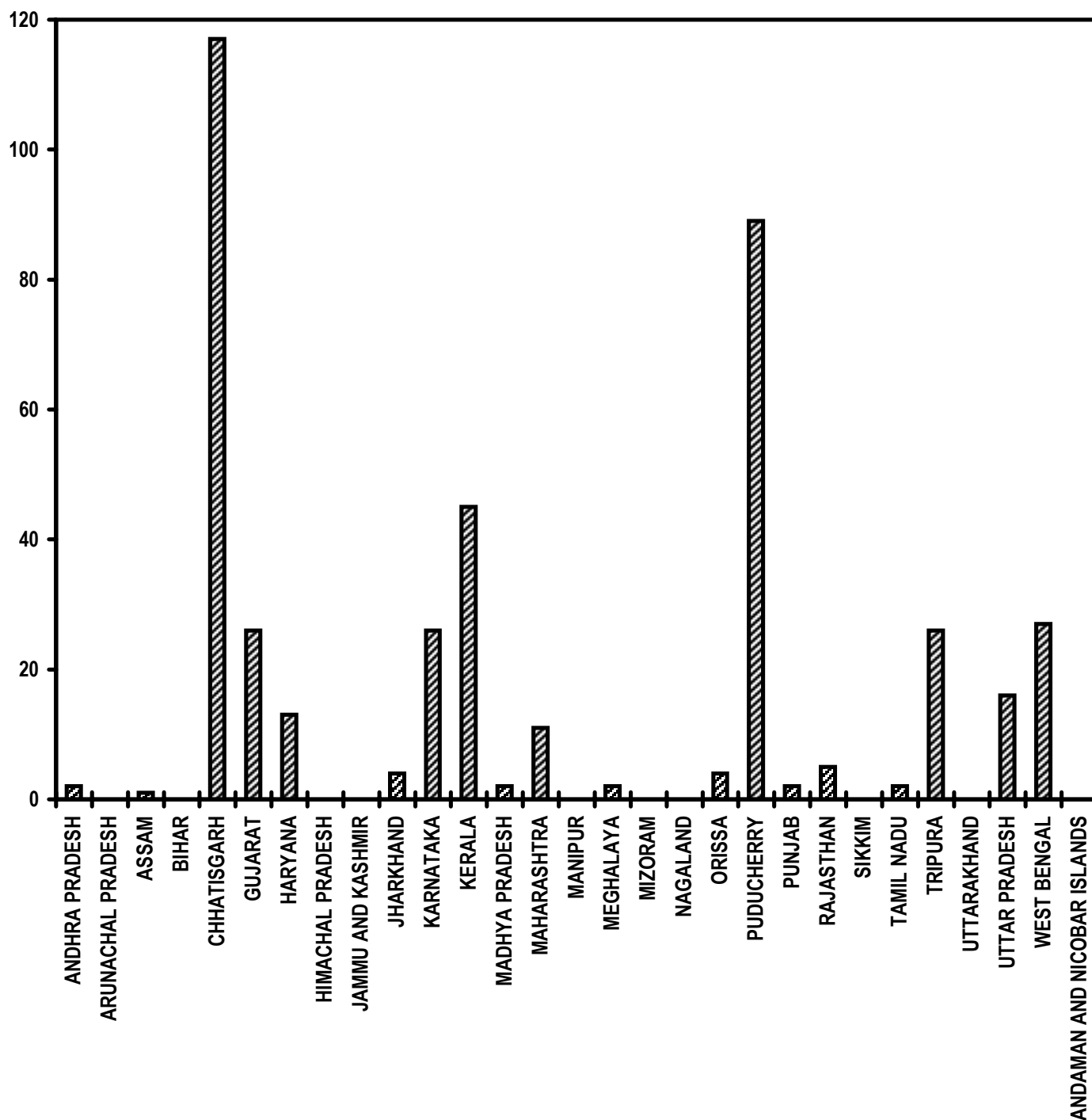


Table - 10(B)

Rural Areas - Accelerated Rural Water Supply Programme
Slipped back Habitations with water quality problems covered
(Unit: Number)

Sl. No.	State/UT Name	Target		Achievement	Percent Achievement
		2007-2008	April,2007-September,2007	April,2007-September,2007	April,2007-September,2007
(1)	(2)	(3)	(4)	(5)	(5)/(4)
1	ANDHRA PRADESH	9,910	3,560	59	2
2	ARUNACHAL PRADESH	1,481	529	0	0
3	ASSAM	10,336	4,119	56	1
4	BIHAR	20,963	7,762	7	0
5	CHHATISGARH	3,714	1,373	1,603	117
6	GUJARAT	3,139	1,286	331	26
7	HARYANA	823	299	40	13
8	HIMACHAL PRADESH	3,103	1,086	0	0
9	JAMMU AND KASHMIR	1,050	371	0	0
10	JHARKHAND	5,479	1,960	88	4
11	KARNATAKA	5,572	2,508	642	26
12	KERALA	145	66	30	45
13	MADHYA PRADESH	10,107	3,647	62	2
14	MAHARASHTRA	7,783	3,142	357	11
15	MANIPUR	3	1	0	0
16	MEGHALAYA	1,352	475	11	2
17	MIZORAM	89	32	0	0
18	NAGALAND	81	30	0	0
19	ORISSA	5,577	2,387	89	4
20	PUDUCHERRY	21	9	8	89
21	PUNJAB	2,427	931	14	2
22	RAJASTHAN	21,347	8,684	431	5
23	SIKKIM	254	89	0	0
24	TAMIL NADU	12,538	4,427	76	2
25	TRIPURA	589	250	64	26
26	UTTARAKHAND	2,376	831	0	0
27	UTTAR PRADESH	3,587	1,417	227	16
28	WEST BENGAL	4,761	2,101	570	27
29	ANDAMAN AND NICOBAR ISLANDS	6	3	0	0
Grand Total		1,38,613	53,375	4,765	9

Very Good:(90% or above of targets)

CHHATISGARH

Good:(Between 80% to 90% targets)

PUDUCHERRY

Poor:(Below 80% of targets)

ANDHRA PRADESH, ARUNACHAL PRADESH, ASSAM, BIHAR, GUJARAT, HARYANA, HIMACHAL PRADESH, JAMMU AND KASHMIR, JHARKHAND, KARNATAKA, KERALA, MADHYA PRADESH, MAHARASHTRA, MANIPUR, MEGHALAYA, MIZORAM, NAGALAND, ORISSA, PUNJAB, RAJASTHAN, SIKKIM, TAMIL NADU, TRIPURA, UTTARAKHAND, UTTAR PRADESH, WEST BENGAL, ANDAMAN AND NICOBAR ISLANDS

Immunisation of Children

Routine Immunisation comprising of Tetanus, DPT, Polio, BCG and Measles - Infants Immunised

% Achievement of Target
During April to September, 2007

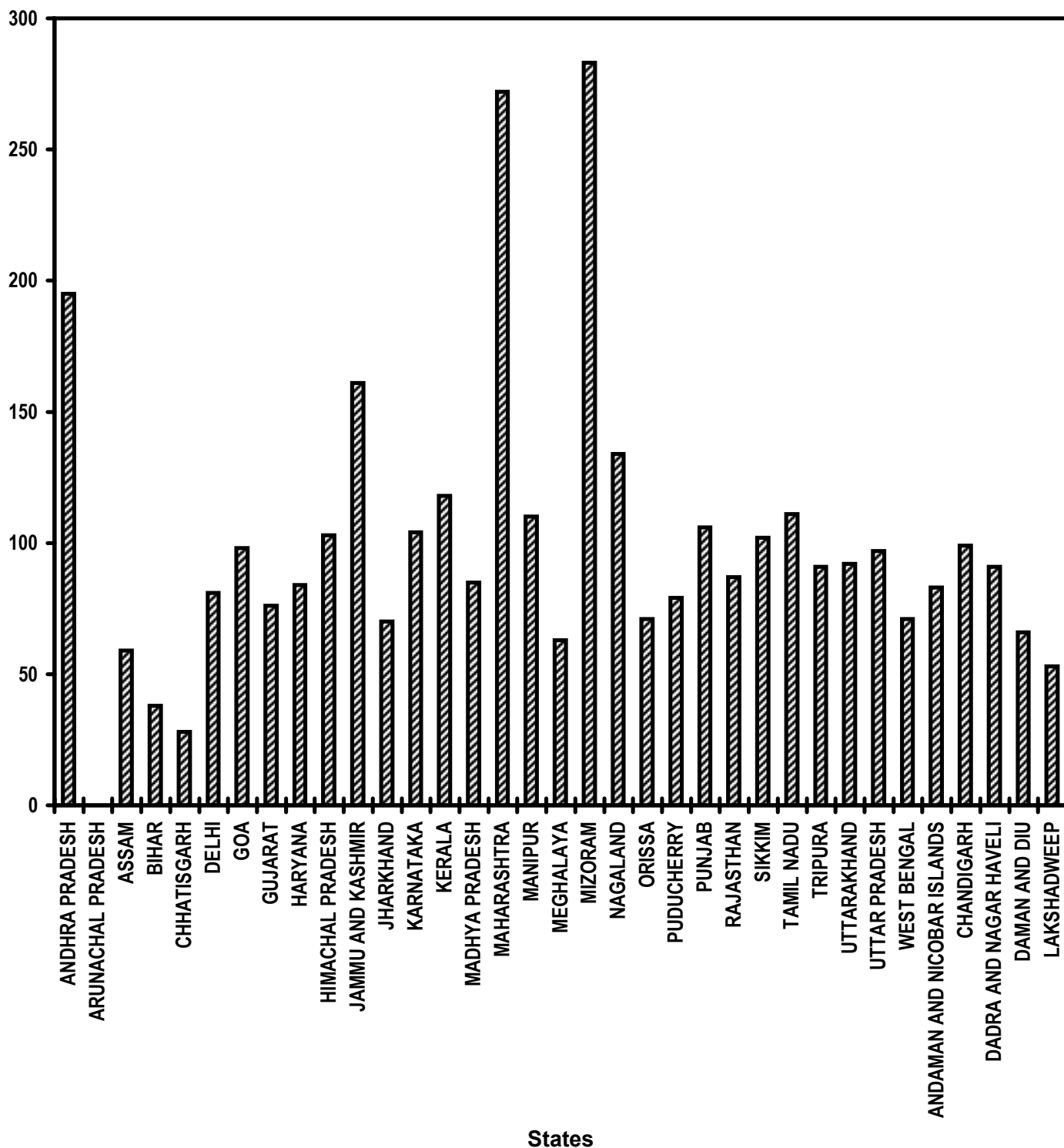


Table - 11(A)

Immunisation of Children
Routine Immunisation comprising of Tetanus, DPT, Polio, BCG and Measles - Infants Immunised
(Unit: Number)

Sl. No.	State/UT Name	Target		Achievement	Percent Achievement
		2007-2008	April,2007-September,2007	April,2007-September,2007	April,2007-September,2007
(1)	(2)	(3)	(4)	(5)	(5)/(4)
1	ANDHRA PRADESH	14,62,520	7,31,256	14,22,561	195
2	ARUNACHAL PRADESH	24,371	12,186	0	0
3	ASSAM	6,96,503	3,48,252	2,05,281	59
4	BIHAR	26,47,342	13,23,672	5,02,561	38
5	CHHATISGARH	6,04,854	3,02,424	83,778	28
6	DELHI	2,97,037	1,48,518	1,19,982	81
7	GOA	21,515	10,758	10,546	98
8	GUJARAT	12,90,956	6,45,474	4,90,885	76
9	HARYANA	5,56,839	2,78,418	2,34,854	84
10	HIMACHAL PRADESH	1,18,945	59,472	61,193	103
11	JAMMU AND KASHMIR	2,14,329	1,07,166	1,72,055	161
12	JHARKHAND	7,42,229	3,71,112	2,58,893	70
13	KARNATAKA	11,36,325	5,68,164	5,93,440	104
14	KERALA	5,11,439	2,55,720	3,00,842	118
15	MADHYA PRADESH	18,86,734	9,43,368	8,00,860	85
16	MAHARASHTRA	19,55,084	9,77,538	26,62,562	272
17	MANIPUR	35,716	17,856	19,701	110
18	MEGHALAYA	60,218	30,108	18,898	63
19	MIZORAM	18,269	9,132	25,826	283
20	NAGALAND	29,664	14,832	19,931	134
21	ORISSA	8,32,657	4,16,328	2,93,694	71
22	PUDUCHERRY	17,637	8,820	6,958	79
23	PUNJAB	4,72,322	2,36,160	2,51,348	106
24	RAJASTHAN	17,38,250	8,69,124	7,52,511	87
25	SIKKIM	11,156	5,580	5,690	102
26	TAMIL NADU	10,84,836	5,42,418	5,99,986	111
27	TRIPURA	50,559	25,278	23,021	91
28	UTTARAKHAND	1,84,980	92,490	84,712	92
29	UTTAR PRADESH	54,14,335	27,07,164	26,34,182	97
30	WEST BENGAL	16,19,384	8,09,694	5,74,177	71
31	ANDAMAN AND NICOBAR ISLANDS	6,731	3,366	2,791	83
32	CHANDIGARH	16,455	8,226	8,142	99
33	DADRA AND NAGAR HAVELI	7,074	3,534	3,233	91
34	DAMAN AND DIU	3,544	1,770	1,171	66
35	LAKSHADWEEP	1,247	624	330	53
Grand Total		2,57,72,056	1,28,86,002	1,32,46,595	103

Very Good:(90% or above of targets)

ANDHRA PRADESH, GOA, HIMACHAL PRADESH, JAMMU AND KASHMIR, KARNATAKA, KERALA, MAHARASHTRA, MANIPUR, MIZORAM, NAGALAND, PUNJAB, SIKKIM, TAMIL NADU, TRIPURA, UTTARAKHAND, UTTAR PRADESH, CHANDIGARH, DADRA AND NAGAR HAVELI

Good:(Between 80% to 90% targets)

DELHI, HARYANA, MADHYA PRADESH, RAJASTHAN, ANDAMAN AND NICOBAR ISLANDS

Poor:(Below 80% of targets)

ARUNACHAL PRADESH, ASSAM, BIHAR, CHHATISGARH, GUJARAT, JHARKHAND, MEGHALAYA, ORISSA, PUDUCHERRY, WEST BENGAL, DAMAN AND DIU, LAKSHADWEEP

Immunisation of Children

Pulse Polio Immunisation Programme -

Infants Immunised

% Achievement of Target
During April to September, 2007

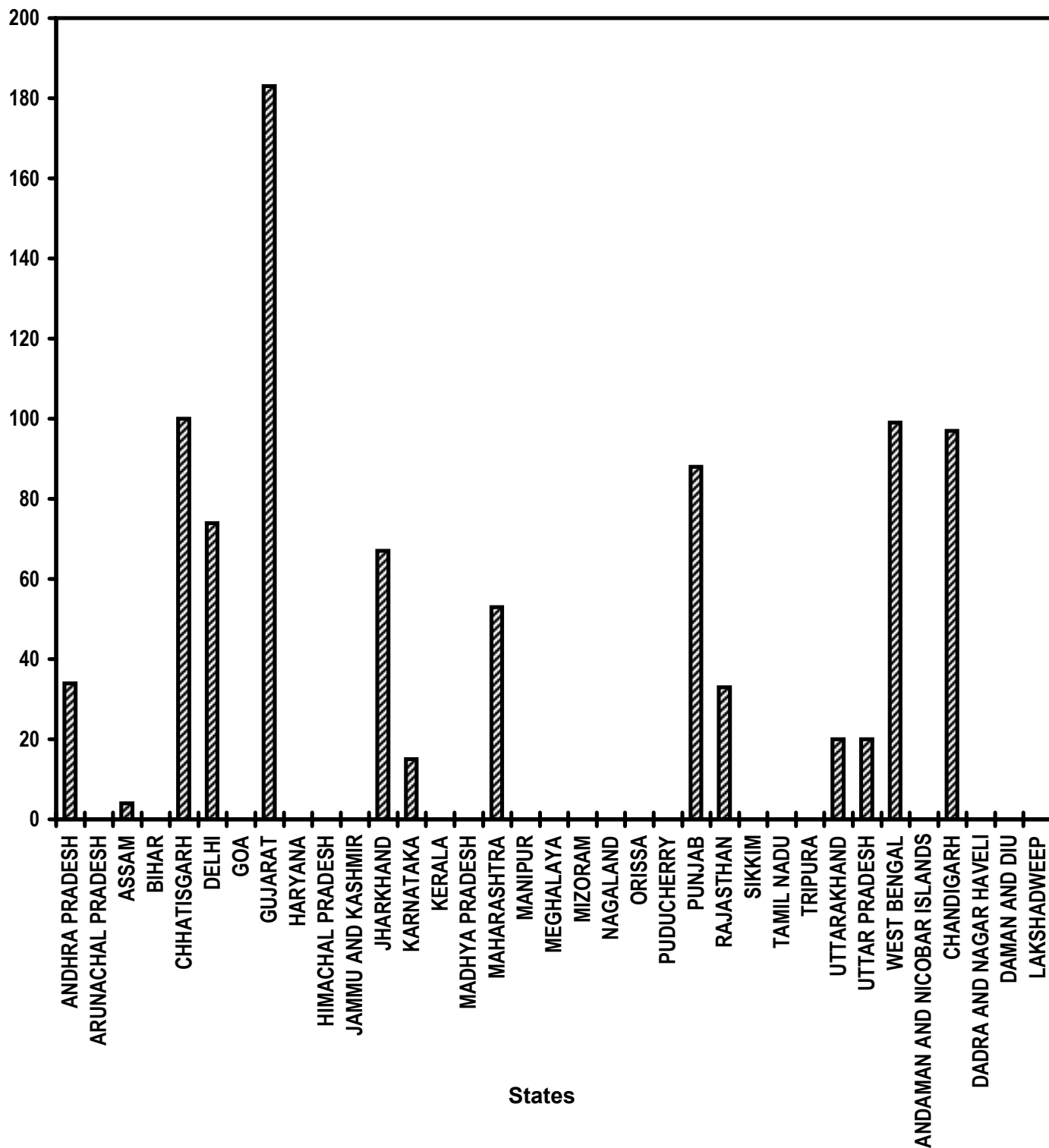


Table - 11(B)

Immunisation of Children
Pulse Polio Immunisation Programme - Infants Immunised
(Unit: Number)

Sl. No.	State/UT Name	Target		Achievement	Percent Achievement
		2007-2008	April,2007-September,2007	April,2007-September,2007	April,2007-September,2007
(1)	(2)	(3)	(4)	(5)	(5)/(4)
1	ANDHRA PRADESH	5,22,06,597	2,58,27,378	87,82,988	34
2	ARUNACHAL PRADESH	3,49,942	-	0	-
3	ASSAM	1,38,86,086	46,39,992	1,72,282	4
4	BIHAR	24,32,97,586	11,47,23,566	5,00,864	0
5	CHHATISGARH	1,05,17,022	35,07,902	35,11,333	100
6	DELHI	2,92,47,086	1,33,31,521	97,99,882	74
7	GOA	2,67,724	-	0	-
8	GUJARAT	2,30,34,385	64,89,080	1,18,75,632	183
9	HARYANA	2,64,37,223	72,63,695	0	0
10	HIMACHAL PRADESH	14,58,248	-	0	-
11	JAMMU AND KASHMIR	36,87,418	-	21,523	-
12	JHARKHAND	1,60,69,409	53,75,237	35,92,653	67
13	KARNATAKA	1,83,50,203	29,42,737	4,43,283	15
14	KERALA	58,27,130	-	0	-
15	MADHYA PRADESH	3,89,58,455	52,26,777	0	0
16	MAHARASHTRA	8,06,28,970	1,90,21,895	1,00,28,978	53
17	MANIPUR	6,88,398	-	0	-
18	MEGHALAYA	8,57,640	-	0	-
19	MIZORAM	2,36,876	-	73,139	-
20	NAGALAND	5,41,074	-	12,802	-
21	ORISSA	2,38,76,186	48,06,569	0	0
22	PUDUCHERRY	2,99,758	4,265	0	0
23	PUNJAB	1,23,81,569	42,78,629	37,53,184	88
24	RAJASTHAN	5,76,68,737	1,06,03,655	34,75,997	33
25	SIKKIM	1,40,226	-	0	-
26	TAMIL NADU	1,45,58,208	-	0	-
27	TRIPURA	8,36,286	-	0	-
28	UTTARAKHAND	1,17,08,769	49,55,086	9,79,935	20
29	UTTAR PRADESH	41,05,36,432	19,55,58,172	4,00,20,524	20
30	WEST BENGAL	2,22,69,173	22,09,484	21,89,227	99
31	ANDAMAN AND NICOBAR ISLANDS	68,876	-	0	-
32	CHANDIGARH	4,07,571	1,35,857	1,31,143	97
33	DADRA AND NAGAR HAVELI	80,286	-	0	-
34	DAMAN AND DIU	46,686	-	3,155	-
35	LAKSHADWEEP	12,474	-	0	-
Grand Total		1,12,14,38,709	43,09,01,497	9,93,68,524	23

Very Good:(90% or above of targets)

CHHATISGARH, GUJARAT, WEST BENGAL, CHANDIGARH

Good:(Between 80% to 90% targets)

PUNJAB

Poor:(Below 80% of targets)

ANDHRA PRADESH, ASSAM, BIHAR, DELHI, HARYANA, JHARKHAND, KARNATAKA, MADHYA PRADESH, MAHARASHTRA, ORISSA, PUDUCHERRY, RAJASTHAN, UTTARAKHAND, UTTAR PRADESH

Table - 12

Sanitation Programme in Rural Areas
Individual Household latrines constructed
(Unit: Number)

Sl. No.	State/UT Name	Target		Achievement	Percent Achievement
		2007-2008	April,2007-September,2007	April,2007-September,2007	April,2007-September,2007
(1)	(2)	(3)	(4)	(5)	(5)/(4)
1	ANDHRA PRADESH	-	-	95,224	-
2	ARUNACHAL PRADESH	-	-	3,398	-
3	ASSAM	-	-	25,076	-
4	BIHAR	-	-	1,27,223	-
5	CHHATISGARH	-	-	2,00,066	-
6	DELHI	-	-	0	-
7	GOA	-	-	310	-
8	GUJARAT	-	-	2,77,155	-
9	HARYANA	-	-	2,60,193	-
10	HIMACHAL PRADESH	-	-	60,902	-
11	JAMMU AND KASHMIR	-	-	10,191	-
12	JHARKHAND	-	-	85,818	-
13	KARNATAKA	-	-	1,80,615	-
14	KERALA	-	-	69,480	-
15	MADHYA PRADESH	-	-	3,28,909	-
16	MAHARASHTRA	-	-	3,80,572	-
17	MANIPUR	-	-	1,569	-
18	MEGHALAYA	-	-	2,330	-
19	MIZORAM	-	-	12,692	-
20	NAGALAND	-	-	1,508	-
21	ORISSA	-	-	2,33,939	-
22	PUDUCHERRY	-	-	331	-
23	PUNJAB	-	-	0	-
24	RAJASTHAN	-	-	2,32,815	-
25	SIKKIM	-	-	9,116	-
26	TAMIL NADU	-	-	3,33,796	-
27	TRIPURA	-	-	1,193	-
28	UTTARAKHAND	-	-	28,303	-
29	UTTAR PRADESH	-	-	6,33,114	-
30	WEST BENGAL	-	-	3,40,083	-
31	ANDAMAN AND NICOBAR ISLANDS	-	-	0	-
32	CHANDIGARH	-	-	2,00,066	-
33	DADRA AND NAGAR HAVELI	-	-	0	-
34	DAMAN AND DIU	-	-	0	-
35	LAKSHADWEEP	-	-	0	-
<i>Grand Total</i>		-	-	41,35,987	-

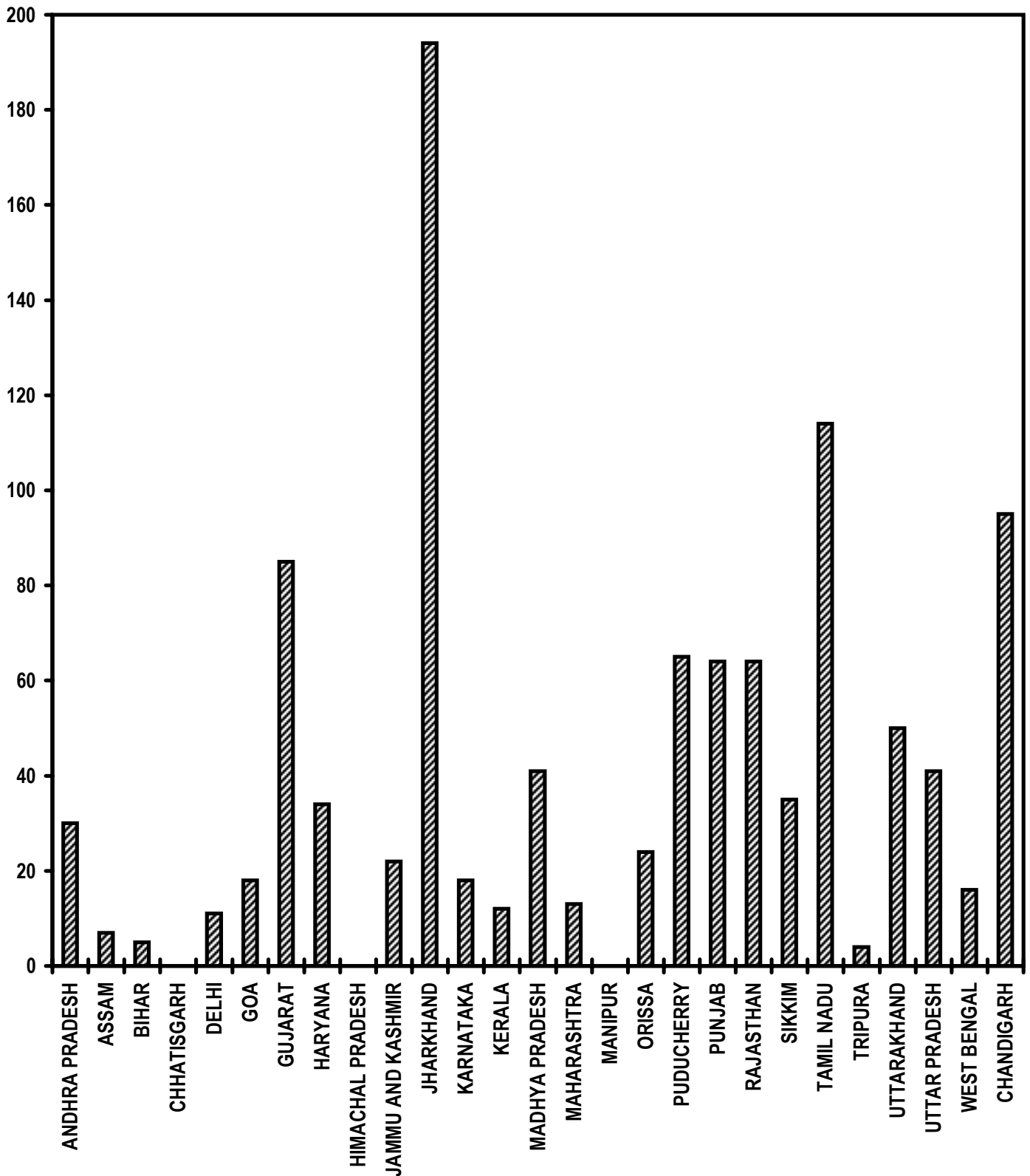
Table - 13

**Institutional Delivery
Delivery in institutions
(Unit: Number)**

Sl. No.	State/UT Name	Target		Achievement	Percent Achievement
		2007-2008	April,2007-September,2007	April,2007-September,2007	April,2007-September,2007
(1)	(2)	(3)	(4)	(5)	(5)/(4)
1	ANDHRA PRADESH	-	-	5,52,554	-
2	ARUNACHAL PRADESH	-	-	0	-
3	ASSAM	-	-	1,17,366	-
4	BIHAR	-	-	1,32,117	-
5	CHHATISGARH	-	-	17,353	-
6	DELHI	-	-	67,541	-
7	GOA	-	-	9,126	-
8	GUJARAT	-	-	3,43,968	-
9	HARYANA	-	-	0	-
10	HIMACHAL PRADESH	-	-	27,640	-
11	JAMMU AND KASHMIR	-	-	66,802	-
12	JHARKHAND	-	-	53,801	-
13	KARNATAKA	-	-	2,79,866	-
14	KERALA	-	-	2,25,200	-
15	MADHYA PRADESH	-	-	5,54,001	-
16	MAHARASHTRA	-	-	4,54,810	-
17	MANIPUR	-	-	5,544	-
18	MEGHALAYA	-	-	9,697	-
19	MIZORAM	-	-	0	-
20	NAGALAND	-	-	0	-
21	ORISSA	-	-	1,71,002	-
22	PUDUCHERRY	-	-	25,347	-
23	PUNJAB	-	-	1,09,107	-
24	RAJASTHAN	-	-	4,25,253	-
25	SIKKIM	-	-	2,694	-
26	TAMIL NADU	-	-	5,53,030	-
27	TRIPURA	-	-	10,809	-
28	UTTARAKHAND	-	-	31,755	-
29	UTTAR PRADESH	-	-	7,59,553	-
30	WEST BENGAL	-	-	3,23,598	-
31	ANDAMAN AND NICOBAR ISLANDS	-	-	2,438	-
32	CHANDIGARH	-	-	8,820	-
33	DADRA AND NAGAR HAVELI	-	-	296	-
34	DAMAN AND DIU	-	-	133	-
35	LAKSHADWEEP	-	-	367	-
Grand Total		-	-	53,41,588	-

SC Families Assisted

% Achievement of Target
During April to September, 2007



States

Table - 14

**SC Families Assisted
(Unit: Number)**

Sl. No.	State/UT Name	Target		Achievement	Percent
		2007-2008	April,2007- September,2007	April,2007- September,2007	Achievement April,2007- September,2007
(1)	(2)	(3)	(4)	(5)	(5)/(4)
1	ANDHRA PRADESH	4,50,000	2,25,000	67,503	30
2	ASSAM	44,000	21,996	1,502	7
3	BIHAR	2,55,000	1,27,500	6,822	5
4	CHHATISGARH	3,75,000	1,87,500	189	0
5	DELHI	5,000	2,496	273	11
6	GOA	550	270	49	18
7	GUJARAT	1,40,000	69,996	59,629	85
8	HARYANA	88,500	44,250	15,011	34
9	HIMACHAL PRADESH	58,000	28,998	0	0
10	JAMMU AND KASHMIR	1,100	546	121	22
11	JHARKHAND	5,50,000	2,74,998	5,33,506	194
12	KARNATAKA	5,00,000	2,49,996	45,639	18
13	KERALA	33,000	16,500	2,007	12
14	MADHYA PRADESH	2,43,000	1,21,500	49,895	41
15	MAHARASHTRA	1,54,000	76,998	9,958	13
16	MANIPUR	550	270	0	0
17	ORISSA	72,600	36,300	8,687	24
18	PUDUCHERRY	5,000	2,496	1,610	65
19	PUNJAB	88,000	43,998	28,111	64
20	RAJASTHAN	4,12,000	2,05,998	1,31,116	64
21	SIKKIM	2,200	1,098	380	35
22	TAMIL NADU	9,00,000	4,50,000	5,12,799	114
23	TRIPURA	22,000	10,998	443	4
24	UTTARAKHAND	7,000	3,498	1,766	50
25	UTTAR PRADESH	2,57,000	1,28,496	52,722	41
26	WEST BENGAL	1,10,000	54,996	9,024	16
27	CHANDIGARH	700	348	330	95
Grand Total		47,74,200	23,87,040	15,39,092	64

Very Good:(90% or above of targets)

JHARKHAND, TAMIL NADU, CHANDIGARH

Good:(Between 80% to 90% targets)

GUJARAT

Poor:(Below 80% of targets)

ANDHRA PRADESH, ASSAM, BIHAR, CHHATISGARH, DELHI, GOA, HARYANA, HIMACHAL PRADESH, JAMMU AND KASHMIR, KARNATAKA, KERALA, MADHYA PRADESH, MAHARASHTRA, MANIPUR, ORISSA, PUDUCHERRY, PUNJAB, RAJASTHAN, SIKKIM, TRIPURA, UTTARAKHAND, UTTAR PRADESH, WEST BENGAL

Table - 15

ST Families Assisted
(Unit: Number)

Sl. No.	State/UT Name	Target		Achievement	Percent
		2007-2008	April,2007- September,2007	April,2007- September,2007	Achievement April,2007- September,2007
(1)	(2)	(3)	(4)	(5)	(5)/(4)
1	ANDHRA PRADESH	-	-	64,302	-
2	ARUNACHAL PRADESH	-	-	0	-
3	ASSAM	-	-	1,014	-
4	BIHAR	-	-	786	-
5	CHHATISGARH	-	-	192	-
6	DELHI	-	-	0	-
7	GOA	-	-	135	-
8	GUJARAT	-	-	65,208	-
9	HARYANA	-	-	0	-
10	HIMACHAL PRADESH	-	-	0	-
11	JAMMU AND KASHMIR	-	-	151	-
12	JHARKHAND	-	-	8,35,275	-
13	KARNATAKA	-	-	10,163	-
14	KERALA	-	-	0	-
15	MADHYA PRADESH	-	-	76,062	-
16	MAHARASHTRA	-	-	1,29,222	-
17	MANIPUR	-	-	0	-
18	MEGHALAYA	-	-	0	-
19	MIZORAM	-	-	0	-
20	NAGALAND	-	-	0	-
21	ORISSA	-	-	15,476	-
22	PUDUCHERRY	-	-	0	-
23	PUNJAB	-	-	0	-
24	RAJASTHAN	-	-	26,918	-
25	SIKKIM	-	-	911	-
26	TAMIL NADU	-	-	12,399	-
27	TRIPURA	-	-	476	-
28	UTTARAKHAND	-	-	578	-
29	UTTAR PRADESH	-	-	270	-
30	WEST BENGAL	-	-	12	-
31	ANDAMAN AND NICOBAR ISLANDS	-	-	105	-
32	CHANDIGARH	-	-	0	-
33	DADRA AND NAGAR HAVELI	-	-	0	-
34	DAMAN AND DIU	-	-	0	-
35	LAKSHADWEEP	-	-	0	-
<i>Grand Total</i>		-	-	12,39,655	-

Universalization of ICDS Scheme

ICDS Blocks Operational (Cumulative)

% Achievement of Target
During April to September, 2007

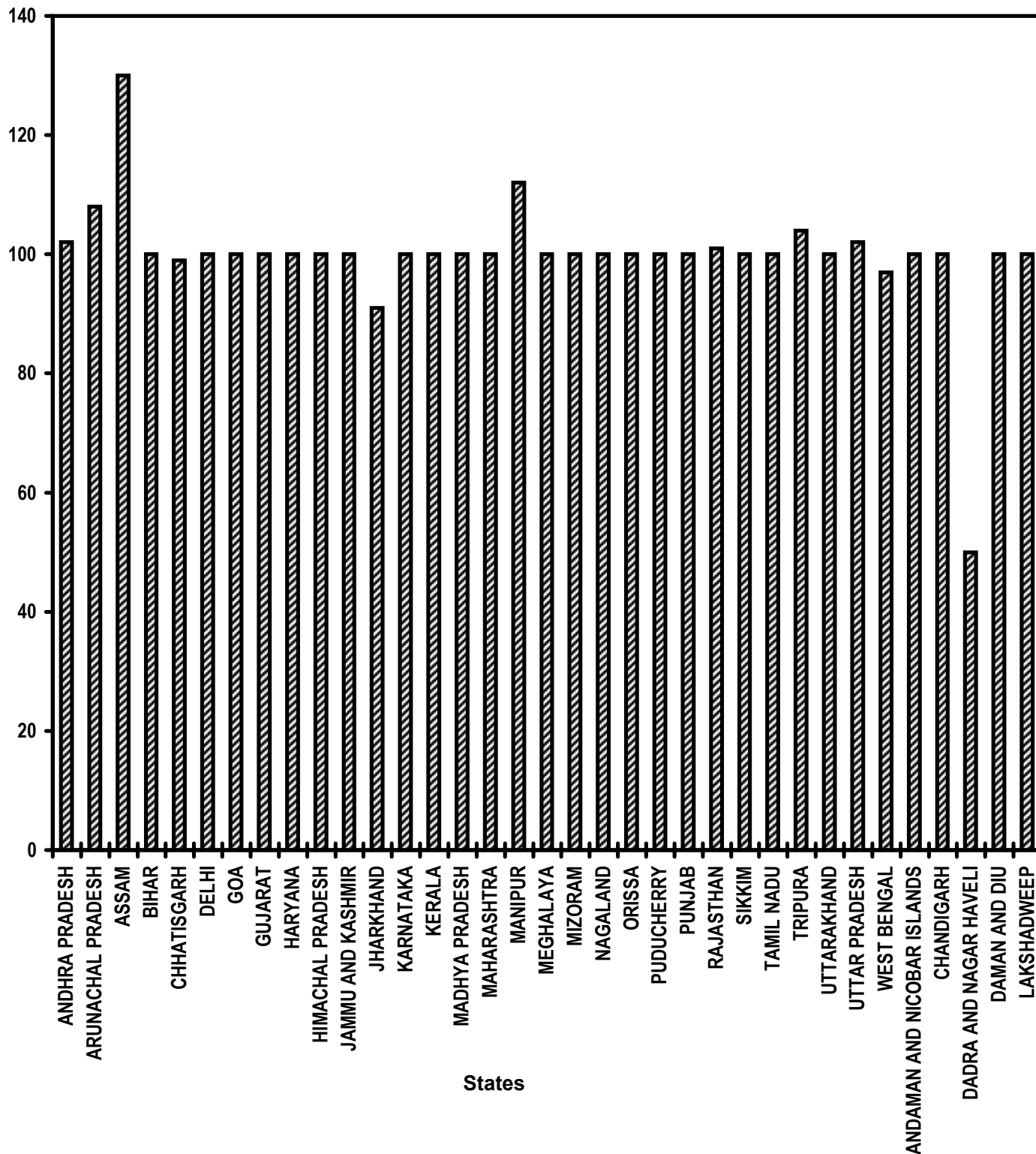


Table - 16

Universalization of ICDS Scheme
ICDS Blocks Operational (Cumulative)
(Unit: Number)

Sl. No.	State/UT Name	Target		Achievement	Percent Achievement
		2007-2008	April,2007-September,2007	April,2007-September,2007	April,2007-September,2007
(1)	(2)	(3)	(4)	(5)	(5)/(4)
1	ANDHRA PRADESH	382	376	382	102
2	ARUNACHAL PRADESH	83	79	85	108
3	ASSAM	222	219	284	130
4	BIHAR	538	538	537	100
5	CHHATISGARH	162	158	157	99
6	DELHI	45	34	34	100
7	GOA	11	11	11	100
8	GUJARAT	260	260	260	100
9	HARYANA	134	128	128	100
10	HIMACHAL PRADESH	76	76	76	100
11	JAMMU AND KASHMIR	140	140	140	100
12	JHARKHAND	204	204	186	91
13	KARNATAKA	185	185	185	100
14	KERALA	163	163	163	100
15	MADHYA PRADESH	367	367	367	100
16	MAHARASHTRA	441	416	416	100
17	MANIPUR	37	34	38	112
18	MEGHALAYA	40	39	39	100
19	MIZORAM	23	23	23	100
20	NAGALAND	56	56	56	100
21	ORISSA	326	326	326	100
22	PUDUCHERRY	5	5	5	100
23	PUNJAB	148	148	148	100
24	RAJASTHAN	277	274	278	101
25	SIKKIM	11	11	11	100
26	TAMIL NADU	434	434	434	100
27	TRIPURA	53	51	53	104
28	UTTARAKHAND	99	99	99	100
29	UTTAR PRADESH	878	835	848	102
30	WEST BENGAL	416	416	403	97
31	ANDAMAN AND NICOBAR ISLANDS	5	5	5	100
32	CHANDIGARH	3	3	3	100
33	DADRA AND NAGAR HAVELI	2	2	1	50
34	DAMAN AND DIU	2	2	2	100
35	LAKSHADWEEP	1	1	1	100
Grand Total		6,229	6,118	6,184	101

Very Good:(90% or above of targets)

ANDHRA PRADESH, ARUNACHAL PRADESH, ASSAM, BIHAR, CHHATISGARH, DELHI, GOA, GUJARAT, HARYANA, HIMACHAL PRADESH, JAMMU AND KASHMIR, JHARKHAND, KARNATAKA, KERALA, MADHYA PRADESH, MAHARASHTRA, MANIPUR, MEGHALAYA, MIZORAM, NAGALAND, ORISSA, PUDUCHERRY, PUNJAB, RAJASTHAN, SIKKIM, TAMIL NADU, TRIPURA, UTTARAKHAND, UTTAR PRADESH, WEST BENGAL, ANDAMAN AND NICOBAR ISLANDS, CHANDIGARH, DAMAN AND DIU, LAKSHADWEEP

Poor:(Below 80% of targets)

DADRA AND NAGAR HAVELI

Functional Anganwadis

(Cumulative)

% Achievement of Target
During April to September, 2007

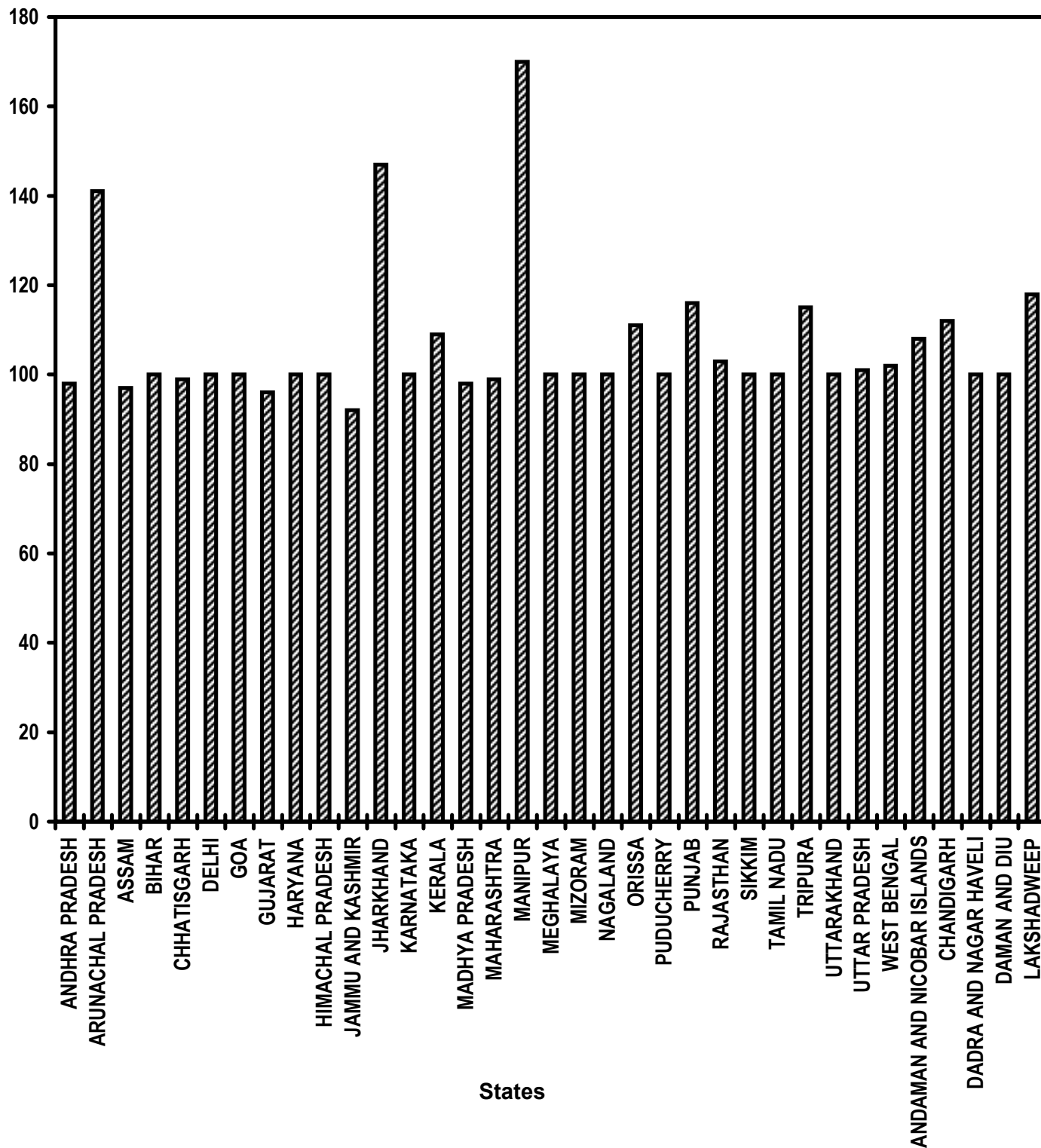


Table - 17

Functional Anganwadis
Anganwadis Functional (Cumulative)
(Unit: Number)

Sl. No.	State/UT Name	Target		Achievement	Percent Achievement
		2007-2008	April,2007-September,2007	April,2007-September,2007	April,2007-September,2007
(1)	(2)	(3)	(4)	(5)	(5)/(4)
1	ANDHRA PRADESH	71,256	65,766	64,433	98
2	ARUNACHAL PRADESH	3,905	3,037	4,277	141
3	ASSAM	35,580	32,075	31,230	97
4	BIHAR	80,528	80,528	80,211	100
5	CHHATISGARH	33,287	29,437	29,174	99
6	DELHI	5,603	4,428	4,427	100
7	GOA	1,082	1,012	1,012	100
8	GUJARAT	43,371	41,484	39,999	96
9	HARYANA	16,942	16,359	16,359	100
10	HIMACHAL PRADESH	18,248	18,248	18,248	100
11	JAMMU AND KASHMIR	23,382	18,772	17,315	92
12	JHARKHAND	31,724	30,854	45,421	147
13	KARNATAKA	53,466	51,614	51,484	100
14	KERALA	28,651	28,651	31,192	109
15	MADHYA PRADESH	66,264	59,324	58,033	98
16	MAHARASHTRA	82,494	75,580	74,967	99
17	MANIPUR	6,698	4,501	7,639	170
18	MEGHALAYA	3,325	3,179	3,192	100
19	MIZORAM	1,655	1,592	1,592	100
20	NAGALAND	3,146	3,035	3,035	100
21	ORISSA	40,432	37,480	41,697	111
22	PUDUCHERRY	688	688	688	100
23	PUNJAB	19,345	17,421	20,192	116
24	RAJASTHAN	47,919	46,862	48,042	103
25	SIKKIM	988	988	988	100
26	TAMIL NADU	46,803	45,726	45,726	100
27	TRIPURA	6,974	6,094	7,014	115
28	UTTARAKHAND	9,102	7,792	7,768	100
29	UTTAR PRADESH	1,46,776	1,37,557	1,38,596	101
30	WEST BENGAL	86,898	74,640	76,229	102
31	ANDAMAN AND NICOBAR ISLANDS	657	621	672	108
32	CHANDIGARH	358	329	370	112
33	DADRA AND NAGAR HAVELI	218	215	215	100
34	DAMAN AND DIU	104	97	97	100
35	LAKSHADWEEP	83	74	87	118
Grand Total		10,17,952	9,46,060	9,71,621	103

Very Good:(90% or above of targets)

ANDHRA PRADESH, ARUNACHAL PRADESH, ASSAM, BIHAR, CHHATISGARH, DELHI, GOA, GUJARAT, HARYANA, HIMACHAL PRADESH, JAMMU AND KASHMIR, JHARKHAND, KARNATAKA, KERALA, MADHYA PRADESH, MAHARASHTRA, MANIPUR, MEGHALAYA, MIZORAM, NAGALAND, ORISSA, PUDUCHERRY, PUNJAB, RAJASTHAN, SIKKIM, TAMIL NADU, TRIPURA, UTTARAKHAND, UTTAR PRADESH, WEST BENGAL, ANDAMAN AND NICOBAR ISLANDS, CHANDIGARH, DADRA AND NAGAR HAVELI, DAMAN AND DIU, LAKSHADWEEP

No. of Urban poor families assisted under Seven Point Charter

Poor Families Assisted
% Achievement of Target
During April to September, 2007

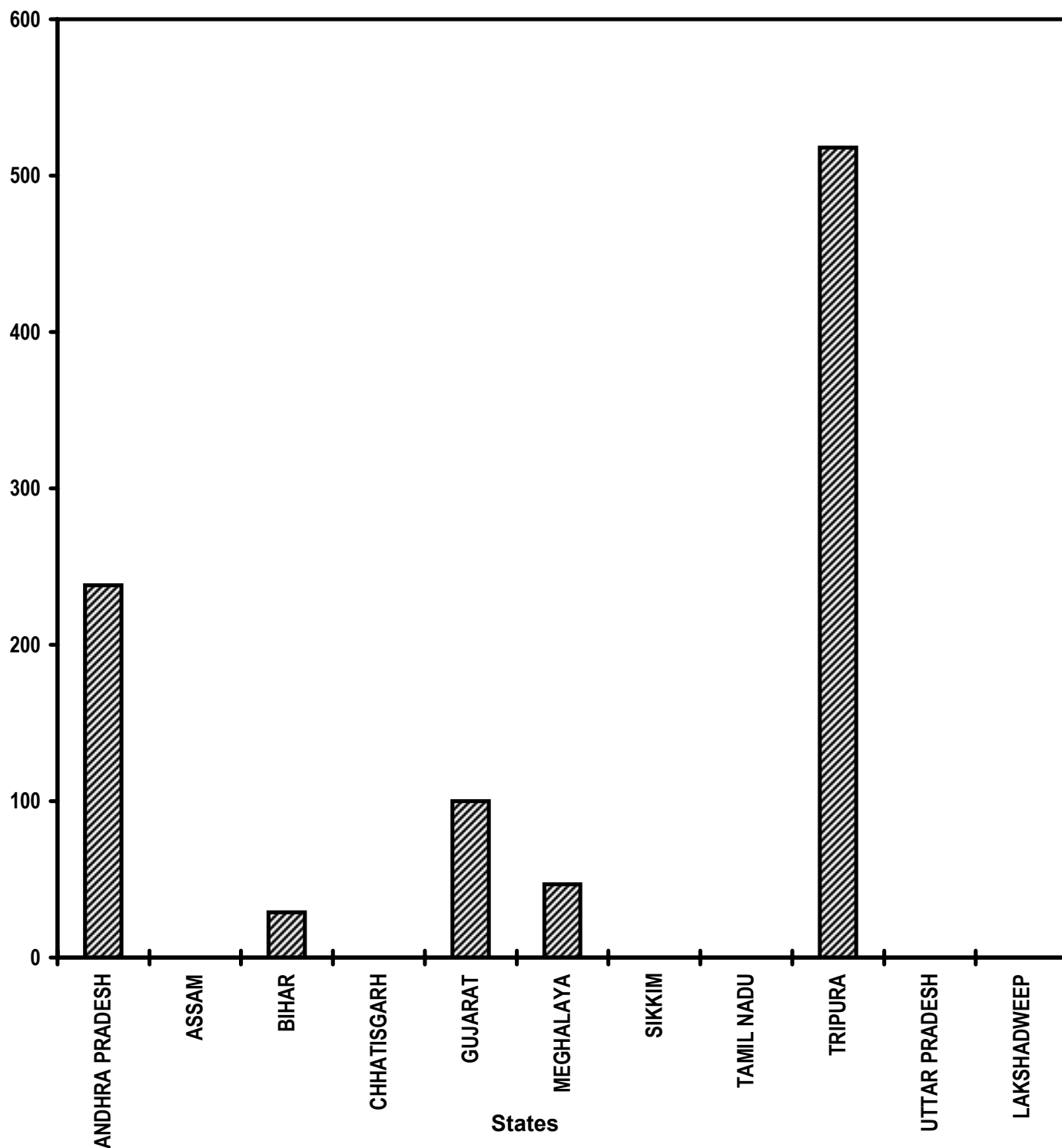


Table - 18

**No. of Urban poor families assisted under Seven Point Charter
Poor Families Assisted
(Unit: Number)**

Sl. No.	State/UT Name	Target		Achievement	Percent Achievement
		2007-2008	April,2007-September,2007	April,2007-September,2007	April,2007-September,2007
(1)	(2)	(3)	(4)	(5)	(5)/(4)
1	ANDHRA PRADESH	79,320	39,660	94,370	238
2	ASSAM	288	144	0	0
3	BIHAR	14,200	7,098	2,025	29
4	CHHATISGARH	5,000	2,496	0	0
5	GUJARAT	4,000	1,998	2,000	100
6	MEGHALAYA	1,125	558	262	47
7	SIKKIM	1,000	498	0	0
8	TAMIL NADU	8,000	3,996	0	0
9	TRIPURA	2,380	1,188	6,155	518
10	UTTAR PRADESH	6,168	3,084	0	0
11	LAKSHADWEEP	20	6	0	0
Grand Total		1,21,501	60,726	1,04,812	173

Very Good:(90% or above of targets)

ANDHRA PRADESH, GUJARAT, TRIPURA

Poor:(Below 80% of targets)

ASSAM, BIHAR, CHHATISGARH, MEGHALAYA, SIKKIM, TAMIL NADU, UTTAR PRADESH, LAKSHADWEEP

Afforestation (Public and Forest Lands)

Area Covered under Plantation

% Achievement of Target

During April to September, 2007

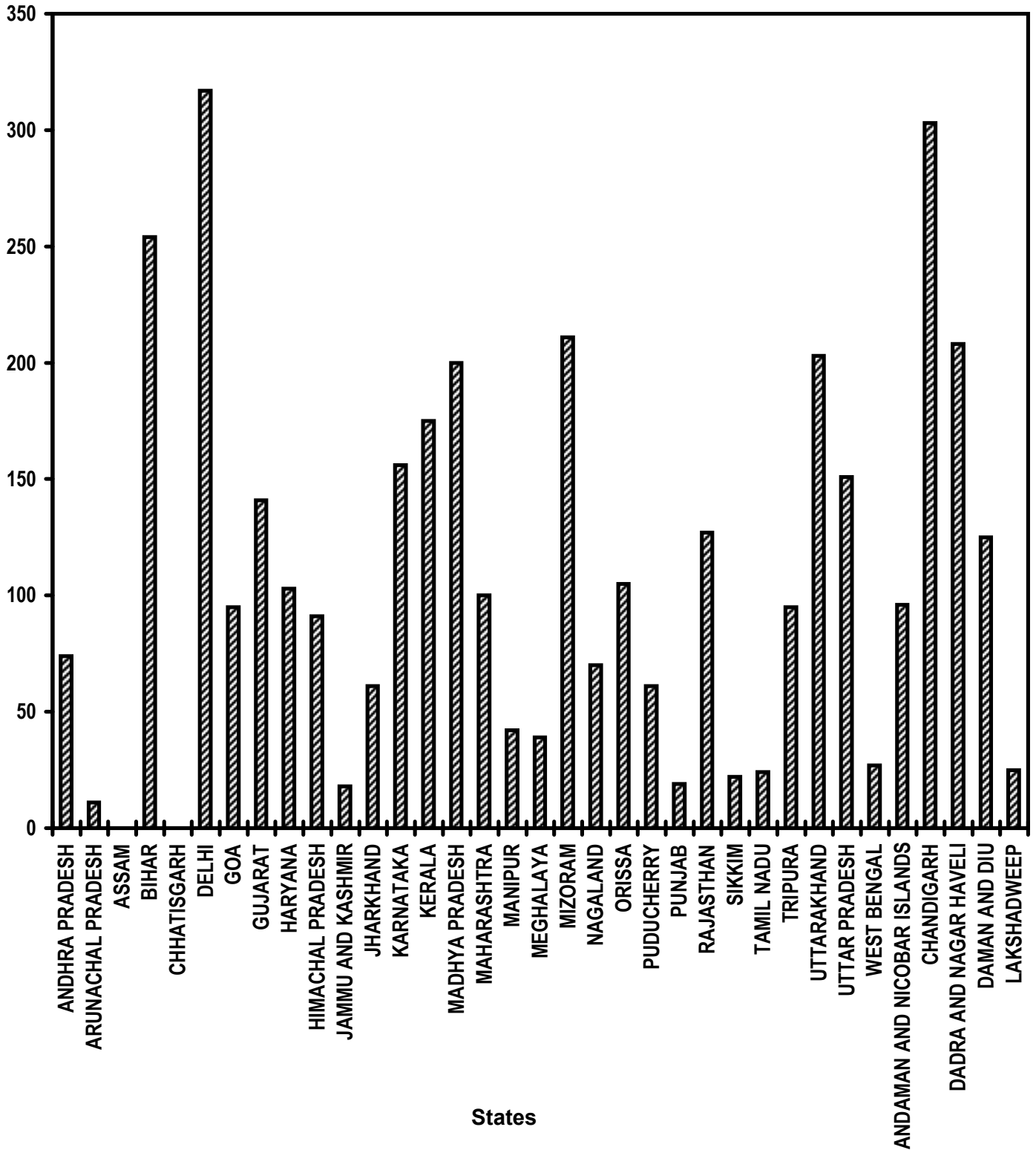


Table - 19(A)

**Afforestation (Public and Forest Lands)
Area Covered under Plantation
(Unit: Hectares)**

Sl. No.	State/UT Name	Target		Achievement April,2007- September,2007	Percent Achievement April,2007- September,2007
		2007-2008	April,2007- September,2007		
(1)	(2)	(3)	(4)	(5)	(5)/(4)
1	ANDHRA PRADESH	3,00,000	1,50,000	1,10,348	74
2	ARUNACHAL PRADESH	10,000	4,998	536	11
3	ASSAM	20,000	9,996	0	0
4	BIHAR	20,000	9,996	25,371	254
5	CHHATISGARH	1,00,000	49,998	0	0
6	DELHI	25	12	38	317
7	GOA	1,000	498	471	95
8	GUJARAT	1,00,000	49,998	70,518	141
9	HARYANA	20,000	9,996	10,300	103
10	HIMACHAL PRADESH	20,000	9,996	9,106	91
11	JAMMU AND KASHMIR	35,000	17,496	3,068	18
12	JHARKHAND	1,00,000	49,998	30,437	61
13	KARNATAKA	80,000	39,996	62,551	156
14	KERALA	10,000	4,998	8,754	175
15	MADHYA PRADESH	2,50,000	1,24,998	2,50,000	200
16	MAHARASHTRA	1,00,000	49,998	50,046	100
17	MANIPUR	10,000	4,998	2,077	42
18	MEGHALAYA	6,000	3,000	1,175	39
19	MIZORAM	9,000	4,500	9,489	211
20	NAGALAND	25,000	12,498	8,784	70
21	ORISSA	80,000	39,996	42,018	105
22	PUDUCHERRY	75	36	22	61
23	PUNJAB	15,000	7,500	1,461	19
24	RAJASTHAN	80,000	39,996	50,934	127
25	SIKKIM	12,000	6,000	1,334	22
26	TAMIL NADU	1,60,000	79,998	19,168	24
27	TRIPURA	15,000	7,500	7,098	95
28	UTTARAKHAND	1,40,000	69,996	1,41,947	203
29	UTTAR PRADESH	60,000	30,000	45,277	151
30	WEST BENGAL	80,000	39,996	10,693	27
31	ANDAMAN AND NICOBAR ISLANDS	1,500	750	717	96
32	CHANDIGARH	150	72	218	303
33	DADRA AND NAGAR HAVELI	200	96	200	208
34	DAMAN AND DIU	30	12	15	125
35	LAKSHADWEEP	20	8	2	25
Grand Total		18,60,000	9,29,924	9,74,173	105

Very Good:(90% or above of targets)

BIHAR, DELHI, GOA, GUJARAT, HARYANA, HIMACHAL PRADESH, KARNATAKA, KERALA, MADHYA PRADESH, MAHARASHTRA, MIZORAM, ORISSA, RAJASTHAN, TRIPURA, UTTARAKHAND, UTTAR PRADESH, ANDAMAN AND NICOBAR ISLANDS, CHANDIGARH, DADRA AND NAGAR HAVELI, DAMAN AND DIU

Poor:(Below 80% of targets)

ANDHRA PRADESH, ARUNACHAL PRADESH, ASSAM, CHHATISGARH, JAMMU AND KASHMIR, JHARKHAND, MANIPUR, MEGHALAYA, NAGALAND, PUDUCHERRY, PUNJAB, SIKKIM, TAMIL NADU, WEST BENGAL, LAKSHADWEEP

Afforestation (Public and Forest Lands)

Seedlings planted

% Achievement of Target

During April to September, 2007

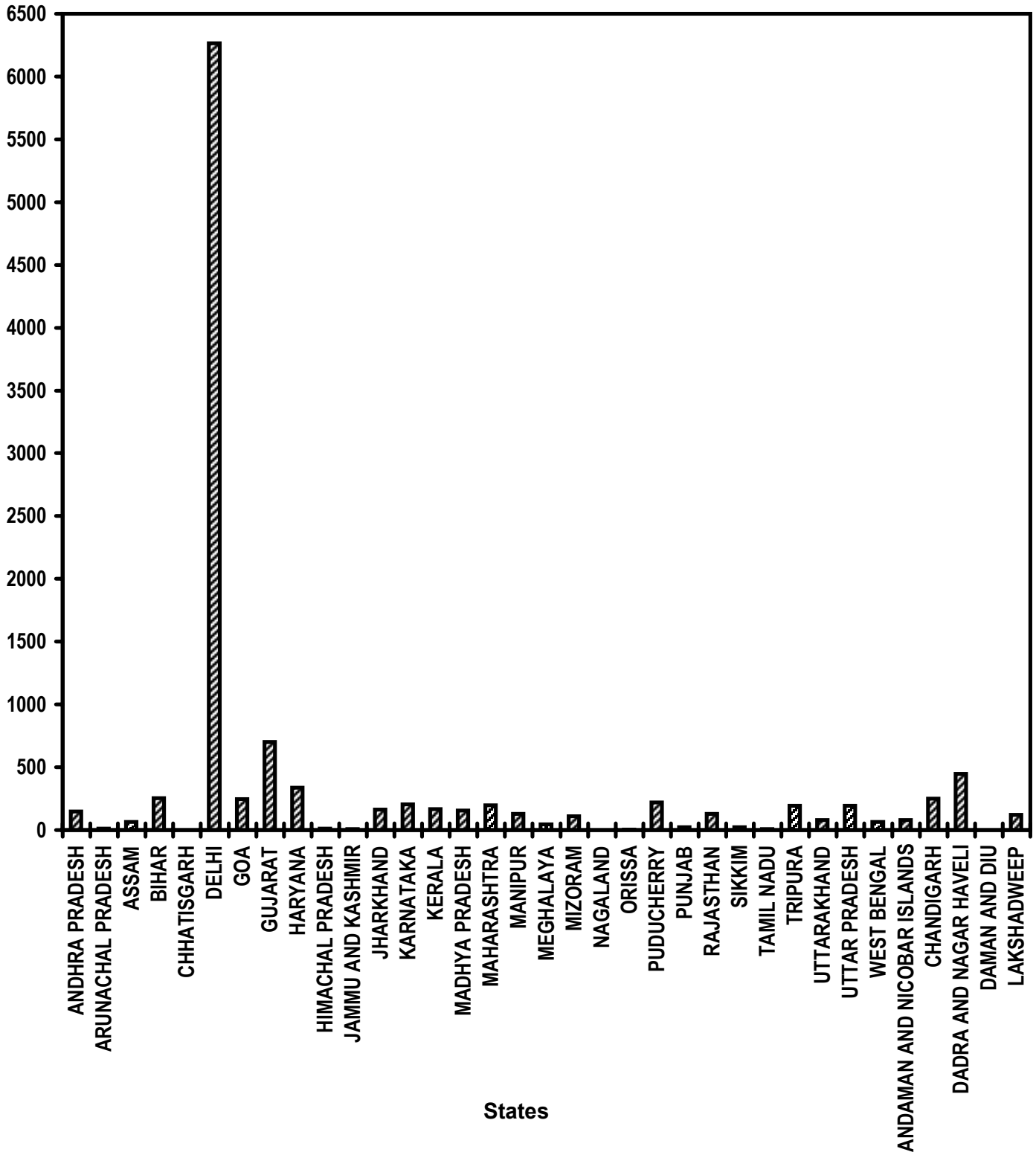


Table - 19(B)

**Afforestation (Public and Forest Lands)
Seedlings planted
(Unit: Number)**

Sl. No.	State/UT Name	Target		Achievement	Percent Achievement
		2007-2008	April,2007-September,2007	April,2007-September,2007	April,2007-September,2007
(1)	(2)	(3)	(4)	(5)	(5)/(4)
1	ANDHRA PRADESH	19,50,00,000	9,75,00,000	14,28,31,776	146
2	ARUNACHAL PRADESH	65,00,000	32,49,996	4,21,264	13
3	ASSAM	1,30,00,000	64,99,998	41,50,000	64
4	BIHAR	1,30,00,000	64,99,998	1,64,90,000	254
5	CHHATISGARH	6,50,00,000	3,24,99,996	0	0
6	DELHI	20,000	9,996	6,26,166	6,264
7	GOA	6,50,000	3,24,996	8,02,000	247
8	GUJARAT	6,50,00,000	3,24,99,996	22,85,00,000	703
9	HARYANA	1,30,00,000	64,99,998	2,19,42,000	338
10	HIMACHAL PRADESH	1,30,00,000	64,99,998	6,54,000	10
11	JAMMU AND KASHMIR	2,27,50,000	1,13,74,998	9,00,000	8
12	JHARKHAND	6,50,00,000	3,24,99,996	5,31,95,916	164
13	KARNATAKA	5,20,00,000	2,59,99,998	5,27,55,400	203
14	KERALA	65,00,000	32,49,996	54,39,942	167
15	MADHYA PRADESH	16,25,00,000	8,12,49,996	12,76,07,825	157
16	MAHARASHTRA	6,50,00,000	3,24,99,996	6,39,56,000	197
17	MANIPUR	65,00,000	32,49,996	41,54,260	128
18	MEGHALAYA	39,00,000	19,50,000	8,97,719	46
19	MIZORAM	58,50,000	29,25,000	32,36,360	111
20	NAGALAND	1,62,50,000	81,24,996	0	0
21	ORISSA	5,20,00,000	2,59,99,998	10,83,000	4
22	PUDUCHERRY	50,000	24,996	54,501	218
23	PUNJAB	97,50,000	48,75,000	11,65,000	24
24	RAJASTHAN	5,20,00,000	2,59,99,998	3,33,63,600	128
25	SIKKIM	78,00,000	39,00,000	9,28,473	24
26	TAMIL NADU	10,40,00,000	5,19,99,996	36,38,700	7
27	TRIPURA	97,50,000	48,75,000	95,13,000	195
28	UTTARAKHAND	9,10,00,000	4,54,99,998	3,58,06,000	79
29	UTTAR PRADESH	3,90,00,000	1,95,00,000	3,80,92,736	195
30	WEST BENGAL	5,20,00,000	2,59,99,998	1,71,00,000	66
31	ANDAMAN AND NICOBAR ISLANDS	9,80,000	4,89,996	3,86,500	79
32	CHANDIGARH	1,00,000	49,998	1,24,306	249
33	DADRA AND NAGAR HAVELI	1,30,000	64,998	2,90,000	446
34	DAMAN AND DIU	20,000	9,996	0	0
35	LAKSHADWEEP	10,000	4,998	6,055	121
Grand Total		1,20,90,10,000	60,45,04,914	87,01,12,499	144

Very Good:(90% or above of targets)

ANDHRA PRADESH, BIHAR, DELHI, GOA, GUJARAT, HARYANA, JHARKHAND, KARNATAKA, KERALA, MADHYA PRADESH, MAHARASHTRA, MANIPUR, MIZORAM, PUDUCHERRY, RAJASTHAN, TRIPURA, UTTAR PRADESH, CHANDIGARH, DADRA AND NAGAR HAVELI, LAKSHADWEEP

Poor:(Below 80% of targets)

ARUNACHAL PRADESH, ASSAM, CHHATISGARH, HIMACHAL PRADESH, JAMMU AND KASHMIR, MEGHALAYA, NAGALAND, ORISSA, PUNJAB, SIKKIM, TAMIL NADU, UTTARAKHAND, WEST BENGAL, ANDAMAN AND NICOBAR ISLANDS, DAMAN AND DIU

Table - 20(A)

Rehabilitation of Handicapped and Orphans
(Unit: Number)

Sl. No.	State/UT Name	Handicapped:	Handicapped:Assi
		Deen Dayal Rehabilitation Scheme (Beneficiaries) (Number) April,2007-September,2007	stance to Disabled persons for purchase/fitting of Aids and Appliances (Beneficiaries) (Number) April,2007-September,2007
(1)	(2)	(3)	(4)
1	ANDHRA PRADESH	13,349	6,297
2	ARUNACHAL PRADESH	0	0
3	ASSAM	0	0
4	BIHAR	0	0
5	CHHATISGARH	0	0
6	DELHI	0	0
7	GOA	0	87
8	GUJARAT	0	0
9	HARYANA	0	4
10	HIMACHAL PRADESH	327	435
11	JAMMU AND KASHMIR	147	0
12	JHARKHAND	37,365	1,876
13	KARNATAKA	58	0
14	KERALA	0	0
15	MADHYA PRADESH	0	0
16	MAHARASHTRA	27	8
17	MANIPUR	1,170	1,779
18	MEGHALAYA	293	0
19	MIZORAM	0	0
20	NAGALAND	546	0
21	ORISSA	0	0
22	PUDUCHERRY	1,339	462
23	PUNJAB	0	0
24	RAJASTHAN	0	0
25	SIKKIM	0	136
26	TAMIL NADU	0	0
27	TRIPURA	0	0
28	UTTARAKHAND	42	116
29	UTTAR PRADESH	0	1,380
30	WEST BENGAL	8,613	5,801
31	ANDAMAN AND NICOBAR ISLANDS	0	0
32	CHANDIGARH	0	11
33	DADRA AND NAGAR HAVELI	0	0
34	DAMAN AND DIU	0	0
35	LAKSHADWEEP	0	0
Grand Total		63,276	18,392

Table - 20(B)

Rehabilitation of Handicapped and Orphans
(Unit: Number)

Sl. No.	State/UT Name	Orphans:	Orphans:
		Assistance to Home for Children (Shishu Greh) : In country adoptions (Number) April,2007-September,2007	Assistance to Home for Children (Shishu Greh) : Inter country adoptions (Number) April,2007-September,2007
(1)	(2)	(3)	(4)
1	ANDHRA PRADESH	167	24
2	ARUNACHAL PRADESH	0	0
3	ASSAM	0	0
4	BIHAR	0	0
5	CHHATISGARH	0	0
6	DELHI	0	0
7	GOA	0	0
8	GUJARAT	0	0
9	HARYANA	0	9
10	HIMACHAL PRADESH	4	0
11	JAMMU AND KASHMIR	0	0
12	JHARKHAND	763	0
13	KARNATAKA	0	0
14	KERALA	21	0
15	MADHYA PRADESH	9	0
16	MAHARASHTRA	0	0
17	MANIPUR	0	0
18	MEGHALAYA	0	0
19	MIZORAM	0	0
20	NAGALAND	0	0
21	ORISSA	0	0
22	PUDUCHERRY	6	6
23	PUNJAB	0	0
24	RAJASTHAN	0	0
25	SIKKIM	0	0
26	TAMIL NADU	0	0
27	TRIPURA	0	0
28	UTTARAKHAND	0	1
29	UTTAR PRADESH	33	0
30	WEST BENGAL	265	259
31	ANDAMAN AND NICOBAR ISLANDS	36	0
32	CHANDIGARH	6	0
33	DADRA AND NAGAR HAVELI	0	0
34	DAMAN AND DIU	0	0
35	LAKSHADWEEP	0	0
Grand Total		1,310	299

Table - 21

Welfare of the aged : Under the Scheme Integrated Programme for Older persons
(Unit: Number)

Sl. No.	State/UT Name	Beneficiaries	Beneficiaries
		under Day-care Homes (Number) April,2007- September,2007	under Old-age Homes (Number) April,2007- September,2007
(1)	(2)	(3)	(4)
1	ANDHRA PRADESH	2,450	2,775
2	ARUNACHAL PRADESH	0	0
3	ASSAM	0	0
4	BIHAR	0	0
5	CHHATISGARH	0	0
6	DELHI	0	0
7	GOA	47	0
8	GUJARAT	0	0
9	HARYANA	600	176
10	HIMACHAL PRADESH	0	154
11	JAMMU AND KASHMIR	0	108
12	JHARKHAND	1,86,910	19,39,807
13	KARNATAKA	1	36
14	KERALA	27	450
15	MADHYA PRADESH	375	1,225
16	MAHARASHTRA	0	1,740
17	MANIPUR	0	0
18	MEGHALAYA	0	0
19	MIZORAM	0	0
20	NAGALAND	0	35
21	ORISSA	3,575	1,275
22	PUDUCHERRY	50	325
23	PUNJAB	0	0
24	RAJASTHAN	0	0
25	SIKKIM	0	0
26	TAMIL NADU	1,168	916
27	TRIPURA	0	0
28	UTTARAKHAND	0	19
29	UTTAR PRADESH	235	71
30	WEST BENGAL	1,700	900
31	ANDAMAN AND NICOBAR ISLANDS	436	22
32	CHANDIGARH	0	61
33	DADRA AND NAGAR HAVELI	0	753
34	DAMAN AND DIU	0	0
35	LAKSHADWEEP	0	0
Grand Total		1,97,574	19,50,848

Rural Roads - PMGSY

Length of Road Constructed

% Achievement of Target

During April to September, 2007

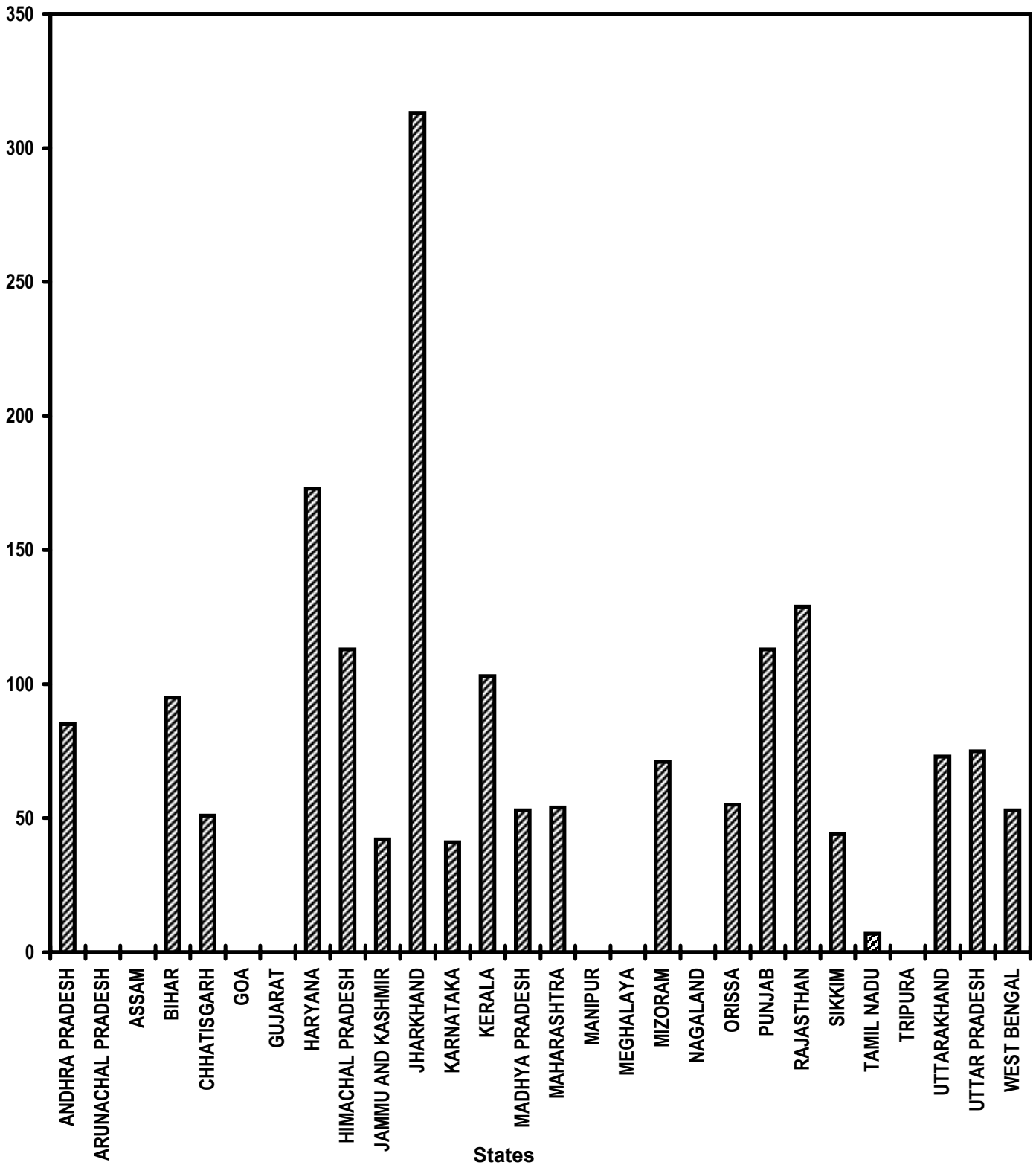


Table - 22

Rural Roads - PMGSY
Length of Road Constructed
(Unit: Kilometer)

Sl. No.	State/UT Name	Target		Achievement	Percent Achievement
		2007-2008	April,2007-September,2007	April,2007-September,2007	April,2007-September,2007
(1)	(2)	(3)	(4)	(5)	(5)/(4)
1	ANDHRA PRADESH	2,551	1,148	981	85
2	ARUNACHAL PRADESH	361	162	0	0
3	ASSAM	1,685	759	0	0
4	BIHAR	4,005	1,803	1,704	95
5	CHHATISGARH	4,417	1,988	1,007	51
6	GOA	18	8	0	0
7	GUJARAT	500	150	0	0
8	HARYANA	586	264	456	173
9	HIMACHAL PRADESH	1,298	584	661	113
10	JAMMU AND KASHMIR	539	243	103	42
11	JHARKHAND	959	432	1,350	312
12	KARNATAKA	1,824	821	333	41
13	KERALA	433	195	200	103
14	MADHYA PRADESH	6,712	3,021	1,612	53
15	MAHARASHTRA	3,823	1,720	924	54
16	MANIPUR	63	28	0	0
17	MEGHALAYA	176	79	0	0
18	MIZORAM	334	150	106	71
19	NAGALAND	384	173	0	0
20	ORISSA	3,124	1,406	776	55
21	PUNJAB	1,024	461	520	113
22	RAJASTHAN	9,215	4,147	5,346	129
23	SIKKIM	231	104	46	44
24	TAMIL NADU	1,280	576	38	7
25	TRIPURA	442	199	0	0
26	UTTARAKHAND	1,169	526	383	73
27	UTTAR PRADESH	4,976	2,239	1,679	75
28	WEST BENGAL	2,272	1,023	539	53
Grand Total		54,401	24,409	18,764	77

Very Good:(90% or above of targets)

BIHAR, HARYANA, HIMACHAL PRADESH, JHARKHAND, KERALA, PUNJAB, RAJASTHAN

Good:(Between 80% to 90% targets)

ANDHRA PRADESH

Poor:(Below 80% of targets)

ARUNACHAL PRADESH, ASSAM, CHHATISGARH, GOA, GUJARAT, JAMMU AND KASHMIR, KARNATAKA, MADHYA PRADESH, MAHARASHTRA, MANIPUR, MEGHALAYA, MIZORAM, NAGALAND, ORISSA, SIKKIM, TAMIL NADU, TRIPURA, UTTARAKHAND, UTTAR PRADESH, WEST BENGAL

Rajiv Gandhi Grameen Vidyutikaran Yojana

Villages electrified
% Achievement of Target
During April to September, 2007

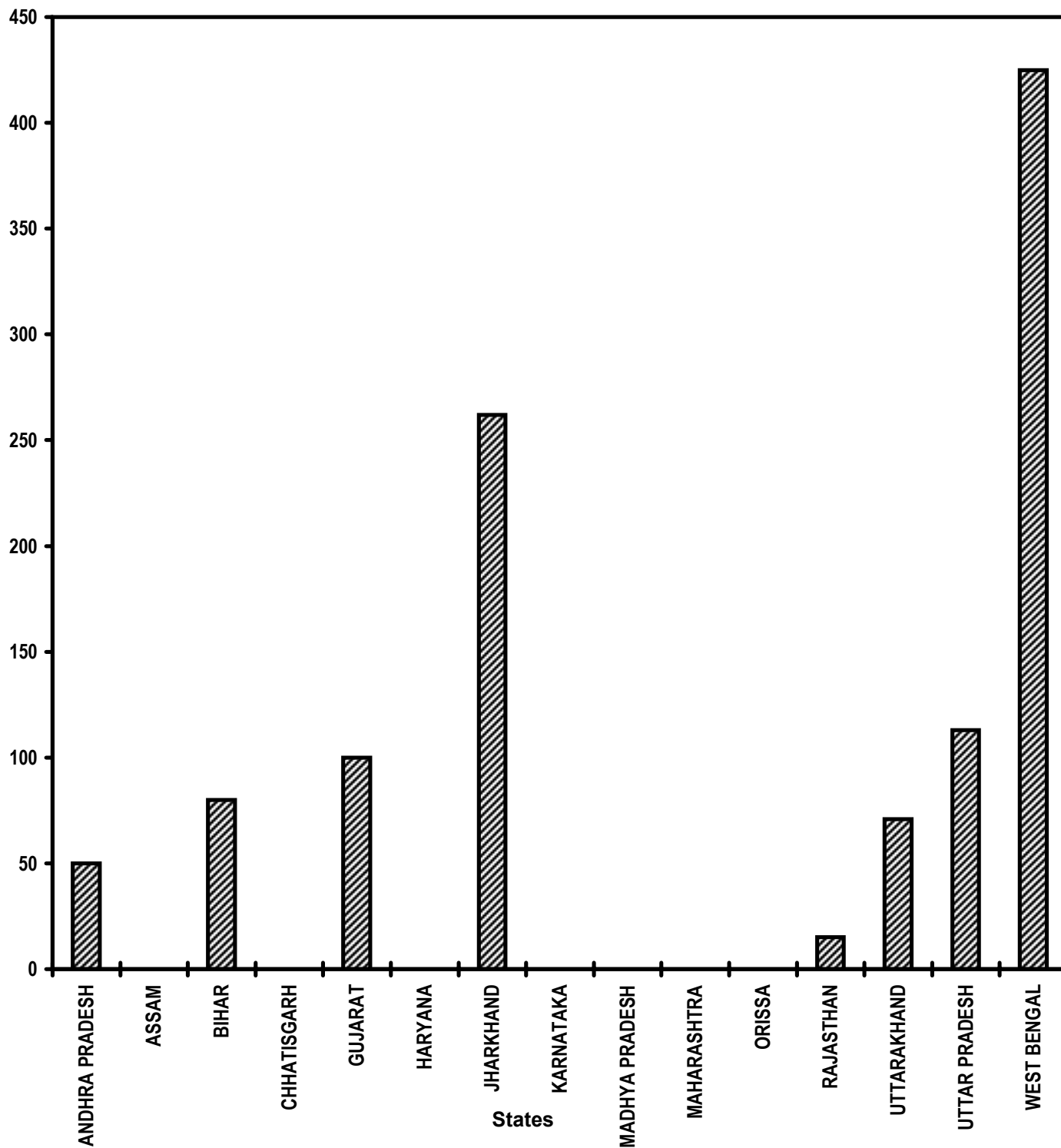


Table - 23

Rajiv Gandhi Grameen Vidyutikaran Yojana
Villages electrified
(Unit: Number)

Sl. No.	State/UT Name	Target		Achievement April,2007- September,2007	Percent Achievement April,2007- September,2007
		2007-2008	April,2007- September,2007		
(1)	(2)	(3)	(4)	(5)	(5)/(4)
1	ANDHRA PRADESH	7,000	4,000	1,987	50
2	ASSAM	50	-	0	-
3	BIHAR	6,000	1,750	1,407	80
4	CHHATISGARH	450	115	0	0
5	GUJARAT	500	150	150	100
6	HARYANA	500	30	0	0
7	JHARKHAND	3,150	400	1,048	262
8	KARNATAKA	5,100	2,350	0	0
9	MADHYA PRADESH	1,050	115	0	0
10	MAHARASHTRA	1,000	100	0	0
11	ORISSA	850	50	0	0
12	RAJASTHAN	5,500	1,030	155	15
13	UTTARAKHAND	2,850	295	210	71
14	UTTAR PRADESH	4,500	2,450	2,772	113
15	WEST BENGAL	1,500	800	3,398	425
Grand Total		40,000	13,635	11,127	82

Very Good:(90% or above of targets)

GUJARAT, JHARKHAND, UTTAR PRADESH, WEST BENGAL

Good:(Between 80% to 90% targets)

BIHAR

Poor:(Below 80% of targets)

**ANDHRA PRADESH, CHHATISGARH, HARYANA, KARNATAKA, MADHYA PRADESH, MAHARASHTRA,
ORISSA, RAJASTHAN, UTTARAKHAND**

Energising pump sets

Pumps sets energized

% Achievement of Target
During April to September, 2007

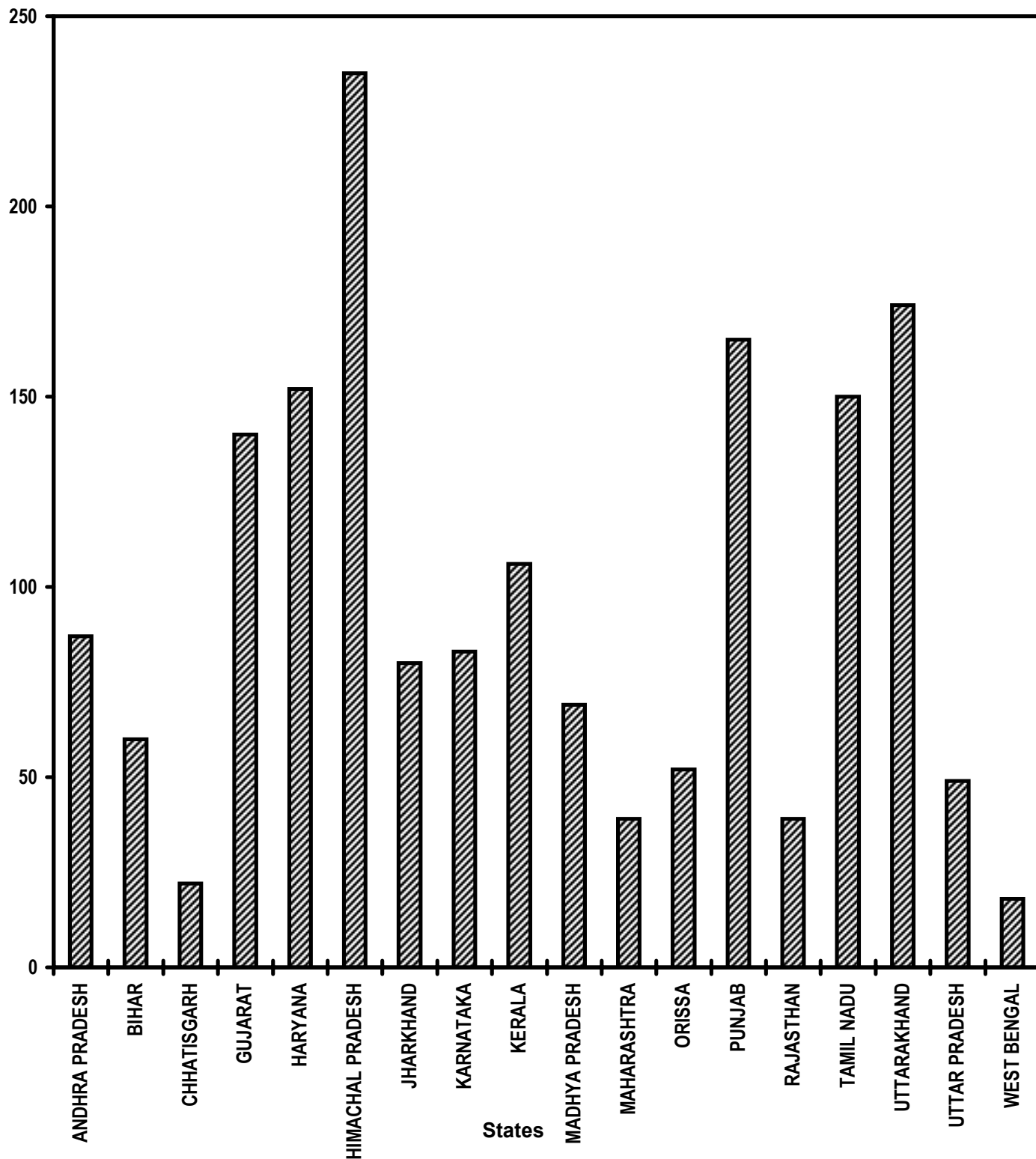


Table - 24

**Energising pump sets
Pumps sets energized
(Unit: Number)**

Sl. No.	State/UT Name	Target		Achievement	Percent Achievement
		2007-2008	April,2007-September,2007	April,2007-September,2007	April,2007-September,2007
(1)	(2)	(3)	(4)	(5)	(5)/(4)
1	ANDHRA PRADESH	50,000	24,996	21,834	87
2	BIHAR	1,500	750	450	60
3	CHHATISGARH	40,000	19,998	4,469	22
4	GUJARAT	9,140	4,566	6,381	140
5	HARYANA	6,000	3,000	4,567	152
6	HIMACHAL PRADESH	600	300	706	235
7	JHARKHAND	3,000	1,500	1,194	80
8	KARNATAKA	20,000	9,996	8,310	83
9	KERALA	15,000	7,500	7,921	106
10	MADHYA PRADESH	5,600	2,796	1,916	69
11	MAHARASHTRA	2,16,269	1,08,132	42,285	39
12	ORISSA	1,538	768	400	52
13	PUNJAB	6,000	3,000	4,961	165
14	RAJASTHAN	30,000	15,000	5,844	39
15	TAMIL NADU	15,000	7,500	11,230	150
16	UTTARAKHAND	350	174	303	174
17	UTTAR PRADESH	14,801	7,398	3,639	49
18	WEST BENGAL	1,402	696	128	18
Grand Total		4,36,200	2,18,070	1,26,538	58

Very Good:(90% or above of targets)

GUJARAT, HARYANA, HIMACHAL PRADESH, KERALA, PUNJAB, TAMIL NADU, UTTARAKHAND

Good:(Between 80% to 90% targets)

ANDHRA PRADESH, JHARKHAND, KARNATAKA

Poor:(Below 80% of targets)

BIHAR, CHHATISGARH, MADHYA PRADESH, MAHARASHTRA, ORISSA, RAJASTHAN, UTTAR PRADESH, WEST BENGAL

Supply of Electricity

Electricity supplied

% Achievement of Target

During April to September, 2007

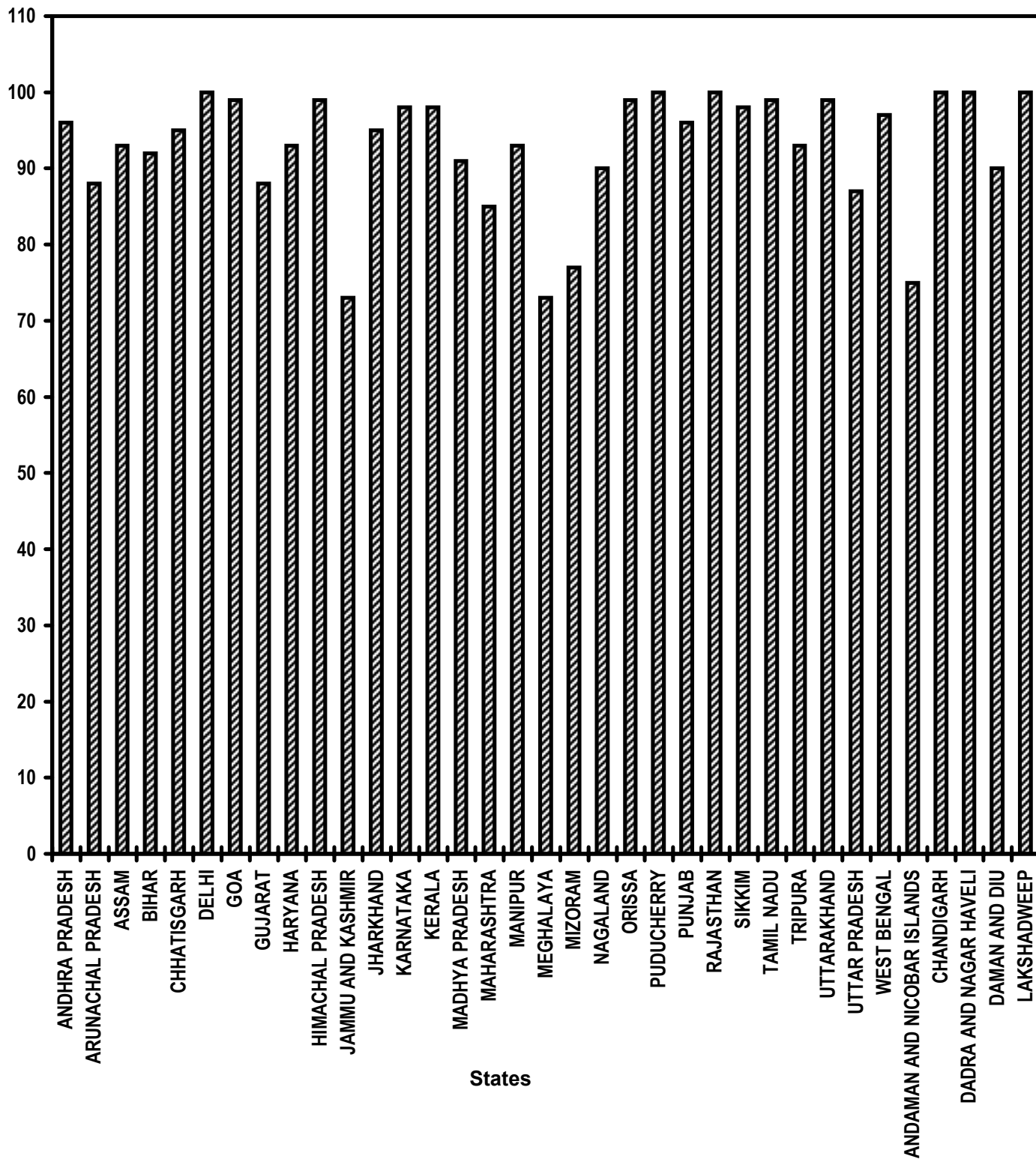


Table - 25

Supply of Electricity

Sl. No.	State/UT Name	Electricity demanded (Million Units) April,2007- September,2007	Electricity supplied (Million Units) April,2007- September,2007	Shortage observed (Million Units) April,2007- September,2007	Percentage of Electricity Supplied
(1)	(2)	(3)	(4)	(5)	(6)
1	ANDHRA PRADESH	30,955	29,770	1,185	96
2	ARUNACHAL PRADESH	175	154	21	88
3	ASSAM	2,428	2,263	165	93
4	BIHAR	4,512	4,138	374	92
5	CHHATISGARH	7,095	6,730	365	95
6	DELHI	12,968	12,933	35	100
7	GOA	1,358	1,343	15	99
8	GUJARAT	30,791	27,004	3,787	88
9	HARYANA	15,262	14,151	1,111	93
10	HIMACHAL PRADESH	2,903	2,877	26	99
11	JAMMU AND KASHMIR	5,284	3,833	1,451	73
12	JHARKHAND	2,403	2,273	130	95
13	KARNATAKA	18,728	18,406	322	98
14	KERALA	7,595	7,481	114	98
15	MADHYA PRADESH	16,467	15,043	1,424	91
16	MAHARASHTRA	53,243	45,361	7,882	85
17	MANIPUR	259	241	18	93
18	MEGHALAYA	856	629	227	73
19	MIZORAM	141	109	32	77
20	NAGALAND	183	164	19	90
21	ORISSA	9,105	8,974	131	99
22	PUDUCHERRY	946	946	0	100
23	PUNJAB	24,521	23,431	1,090	96
24	RAJASTHAN	16,347	16,298	49	100
25	SIKKIM	123	121	2	98
26	TAMIL NADU	33,004	32,633	371	99
27	TRIPURA	379	351	28	93
28	UTTARAKHAND	3,399	3,365	34	99
29	UTTAR PRADESH	31,321	27,201	4,120	87
30	WEST BENGAL	15,049	14,575	474	97
31	ANDAMAN AND NICOBAR ISLANDS	120	90	30	75
32	CHANDIGARH	836	836	0	100
33	DADRA AND NAGAR HAVELI	1,663	1,663	0	100
34	DAMAN AND DIU	863	780	83	90
35	LAKSHADWEEP	12	12	0	100
Grand Total		3,51,294	3,26,179	25,115	93

Very Good:(90% or above of targets)

ANDHRA PRADESH, ASSAM, BIHAR, CHHATISGARH, DELHI, GOA, HARYANA, HIMACHAL PRADESH, JHARKHAND, KARNATAKA, KERALA, MADHYA PRADESH, MANIPUR, NAGALAND, ORISSA, PUDUCHERRY, PUNJAB, RAJASTHAN, SIKKIM, TAMIL NADU, TRIPURA, UTTARAKHAND, WEST BENGAL, CHANDIGARH, DADRA AND NAGAR HAVELI, DAMAN AND DIU, LAKSHADWEEP

Good:(Between 80% to 90% targets)

ARUNACHAL PRADESH, GUJARAT, MAHARASHTRA, UTTAR PRADESH

Poor:(Below 80% of targets)

JAMMU AND KASHMIR, MEGHALAYA, MIZORAM, ANDAMAN AND NICOBAR ISLANDS

Annexure - I

Swaranjayanti Gram Swarojgar Yojana

Sl. No.	State/UT Name	SC Swarozgaries	ST Swarozgaries	Women Swarozgaries	Disabled Swarozgaries
		Assisted (Number) April,2007- September,2007	Assisted (Number) April,2007- September,2007	Assisted (Number) April,2007- September,2007	Assisted (Number) April,2007- September,2007
(1)	(2)	(3)	(4)	(5)	(6)
1	ANDHRA PRADESH	3,928	996	7,193	686
2	ARUNACHAL PRADESH	0	0	0	0
3	ASSAM	54	87	127	0
4	BIHAR	1,366	29	1,253	7
5	CHHATISGARH	334	808	378	114
6	GOA	6	10	18	1
7	GUJARAT	4,416	0	2,588	117
8	HARYANA	1,551	0	2,283	18
9	HIMACHAL PRADESH	965	115	1,327	29
10	JAMMU AND KASHMIR	88	100	83	0
11	JHARKHAND	2,114	3,726	2,991	115
12	KARNATAKA	4,930	1,550	11,794	186
13	KERALA	857	95	509	134
14	MADHYA PRADESH	5,171	5,941	9,631	490
15	MAHARASHTRA	617	431	616	110
16	MANIPUR	0	0	0	0
17	MEGHALAYA	0	1,332	765	0
18	MIZORAM	0	0	0	0
19	NAGALAND	0	466	273	0
20	ORISSA	61	58	54	46
21	PUDUCHERRY	0	0	0	0
22	PUNJAB	467	0	139	29
23	RAJASTHAN	1,788	695	2,239	34
24	SIKKIM	37	401	460	28
25	TAMIL NADU	53,718	2,976	1,52,299	1,765
26	TRIPURA	0	0	0	0
27	UTTARAKHAND	938	279	1,996	0
28	UTTAR PRADESH	33,738	234	23,993	629
29	WEST BENGAL	2,851	382	7,440	5
30	ANDAMAN AND NICOBAR ISLANDS	0	0	7	1
31	DADRA AND NAGAR HAVELI	0	23	8	0
32	DAMAN AND DIU	0	0	0	0
33	LAKSHADWEEP	0	35	0	0
Grand Total		1,19,995	20,769	2,30,464	4,544

Annexure - II

Sampoorna Grameen Rojgar Yojana

Sl. No.	State/UT Name	Employment Generated for SC (Number of Mandays) April,2007-September,2007	Employment Generated for ST (Number of Mandays) April,2007-September,2007	Employment Generated for Women (Number of Mandays) April,2007-September,2007
(1)	(2)	(3)	(4)	(5)
1	ANDHRA PRADESH	3,27,068	1,32,000	4,35,978
2	ARUNACHAL PRADESH	0	0	0
3	ASSAM	11,54,000	13,08,000	5,37,000
4	BIHAR	0	0	0
5	CHHATISGARH	1,77,000	2,99,000	2,91,000
6	DELHI	0	0	0
7	GOA	0	2	4
8	GUJARAT	17,28,000	0	9,26,000
9	HARYANA	10,28,100	0	4,70,000
10	HIMACHAL PRADESH	2,61,000	76,000	16,000
11	JAMMU AND KASHMIR	15,200	1,32,200	0
12	JHARKHAND	12,05,488	15,39,168	17,79,568
13	KARNATAKA	8,25,000	5,01,000	7,42,000
14	KERALA	9,49,000	78,000	8,47,000
15	MADHYA PRADESH	26,77,000	19,96,000	25,37,000
16	MAHARASHTRA	22,37,000	13,46,000	24,42,000
17	MANIPUR	0	0	0
18	MEGHALAYA	0	9,19,000	2,76,000
19	MIZORAM	0	0	0
20	NAGALAND	0	23	7
21	ORISSA	7,01,000	1,51,000	7,04,000
22	PUDUCHERRY	18,900	0	4,900
23	PUNJAB	10,23,000	0	83,000
24	RAJASTHAN	21,52,000	8,17,000	19,63,000
25	SIKKIM	55,000	39,000	10,000
26	TAMIL NADU	59,53,100	5,63,800	43,90,700
27	TRIPURA	2,48,000	5,43,000	4,18,000
28	UTTARAKHAND	8,14,200	1,64,300	4,66,300
29	UTTAR PRADESH	1,15,36,541	5,100	31,56,953
30	WEST BENGAL	33,51,000	14,62,000	17,08,000
31	ANDAMAN AND NICOBAR ISLANDS	0	1,210	376
32	CHANDIGARH	0	0	0
33	DADRA AND NAGAR HAVELI	0	0	0
34	DAMAN AND DIU	0	0	0
35	LAKSHADWEEP	0	66,000	0
Grand Total		3,84,36,597	1,21,38,803	2,42,04,786

Annexure - III

Distribution of waste land to the landless

Sl. No.	State/UT Name	Land Distributed to SC	Land Distributed to ST	Land Distributed to Others
		(Hectare) April,2007- September,2007	(Hectare) April,2007- September,2007	(Hectare) April,2007- September,2007
(1)	(2)	(3)	(4)	(5)
1	ANDHRA PRADESH	413	453	1,088
2	ARUNACHAL PRADESH	0	0	0
3	ASSAM	0	0	0
4	BIHAR	57	46	102
5	CHHATISGARH	2,319	3,321	4,047
6	DELHI	0	0	0
7	GOA	0	0	0
8	GUJARAT	0	0	0
9	HARYANA	0	0	0
10	HIMACHAL PRADESH	0	0	0
11	JAMMU AND KASHMIR	0	0	0
12	JHARKHAND	2,615	3,339	5,011
13	KARNATAKA	0	0	0
14	KERALA	395	955	77
15	MADHYA PRADESH	0	0	0
16	MAHARASHTRA	56,276	38,175	77,608
17	MANIPUR	0	0	0
18	MEGHALAYA	0	0	0
19	MIZORAM	0	0	0
20	NAGALAND	0	0	0
21	ORISSA	0	0	0
22	PUDUCHERRY	0	0	0
23	PUNJAB	0	0	0
24	RAJASTHAN	0	0	0
25	SIKKIM	0	0	0
26	TAMIL NADU	4,965	314	17,624
27	TRIPURA	0	0	0
28	UTTARAKHAND	0	0	0
29	UTTAR PRADESH	2,118	19	1,454
30	WEST BENGAL	0	0	0
31	ANDAMAN AND NICOBAR ISLANDS	0	0	0
32	CHANDIGARH	0	0	0
33	DADRA AND NAGAR HAVELI	0	0	0
34	DAMAN AND DIU	0	0	0
35	LAKSHADWEEP	0	0	0
Grand Total		69,158	46,622	1,07,011

LIST OF ITEMS

Point No.	Item No.	Name of the Points/Items
I.		Garibi Hatao [Poverty Eradication]
		Rural Areas
	1.	Employment generation under the National Rural Employment Guarantee Scheme
	2.	Swaranjayanti Gram Swarajgar Yojana
	3.	Sampoorna Grameen Rojgar Yojana
	4.	Rural Business Hubs in Partnership with Panchayats
	5.	Self help Groups
		Urban Areas
	6.	Swaranjayanti Shehari Rojgar Yojana
II.		Jan Shakti (Power to People)
	7.	Local Self Government (Panchayati Raj and Urban Local Bodies) - Activity Mapping for devolution of functions - Budget Flow of Funds - Assignment of Functionaries
	8.	Quick and Inexpensive Justice – Gram Nyayalayas and Nyaya Panchayats.
	9.	District Planning Committees.
III.		Kisan Mitra [Support to Farmers]
	10.	Water shed development and Dry land farming
	11.	Marketing and infrastructural support to farmers
	12.	Irrigation facilities (including minor and micro irrigation) for agriculture
	13.	Credit to farmers
	14.	Distribution of waste land to the landless
IV.		Shramik Kalyan [Labour Welfare]
	15.	Social Security for Agricultural and Unorganised Labour
	16.	Minimum Wages Enforcement (including Farm Labour)
	17.	Prevention of Child Labour
	18.	Welfare of Women Labour
V.		Khadya Suraksha [Food Security]
	19.	Food security: (i) Targeted Public Distribution system, (ii) Antodaya Anna Yojana, (iii) Establishing Grain banks in chronically food scarcity areas

Contd....

Point No.	Item No.	Name of the Points/Items
VI.		Subke Liye Aawas [Housing for All]
	20.	Rural Housing - Indira Awaas Yojana
	21.	EWS/LIG Houses in Urban Areas
VII.		Shudh Peya Jal [Clean Drinking Water]
	22.	Rural Areas. - Swajaldhara - Accelerated Rural Water Supply Programme
	23.	Urban Areas: - Accelerated Urban Water Supply Programme
VIII.		Jan Jan Ka Swasthya [Health for All]
	24.	Control and prevention of major diseases: (a) HIV/AIDS (b) TB (c) Malaria (d) Leprosy (e) Blindness
	25.	National Rural Health Mission
	26.	Immunisation of Children
	27.	Sanitation Programme in - Rural Areas - Urban areas
	28.	Institutional Delivery
	29.	Prevention of Female Foeticide
	30.	Supplementary nutrition for Mothers and Children
	31.	Two Child norms
IX.		Sabke Liye Shiksha [Education for All]
	32.	Sarv Shiksha Abhiyan
	33.	Mid Day Meal Scheme - Compulsory Elementary Education
X.		Anusuchit Jaati, Jan Jaati, Alp-sankhyak evam Anya Pichhra Varg Kalyan [Welfare of Scheduled Castes, Scheduled Tribes, Minorities and OBCs]
	34.	SC Families Assisted
	35.	Rehabilitation of Scavengers
	36.	ST Families Assisted
	37.	Rights of Forest dwellers – Owners of minor forest produce
	38.	Primitive Tribal Groups
	39.	No alienation of Tribal lands
	40.	Implementation of Panchayats (Extension to Scheduled Areas) Act [PESA]
	41.	Welfare of Minorities
	42.	Professional education among all minority communities
	43.	Reservation of OBCs in - Education - Employment

Contd...

Point No.	Item No.	Name of the Points/Items
XI.		Mahila Kalyan [Women Welfare]
	44.	Financial Assistance for Women Welfare
	45.	Improved participation of women in (a) Panchayats (b) Municipalities (c) State Legislatures (d) Parliament
XII.		Bal Kalyan (Child Welfare)
	46.	Universalisation of ICDS Scheme
	47.	Functional Anganwadis
XIII.		Yuva Vikas [Youth Development]
	48.	Sports for all in Rural and Urban areas
	49.	Rashtriya Sadbhavana Yojana
	50.	National Service Scheme
XIV.		Basti Sudhar [Improvement of Slums]
	51.	Number of Urban poor families assisted under seven point charter viz. land tenure, housing at affordable cost, water, sanitation, health, education, and social security.
XV.		Paryavaran Sanrakshan evam Van Vridhi [Environment Protection and Afforestation]
	52.	Afforestation (a) Area Covered under Plantation on - Public and Forest Lands (b) Number of Seedlings planted on -Public and Forest Lands
	53.	Prevention of pollution of Rivers and water bodies
	54.	Solid and liquid waste management in - Rural Areas - Urban Areas
XVI.		Samajik Suraksha [Social Security]
	55.	Rehabilitation of handicapped and orphans.
	56.	Welfare of the aged
XVII.		Grameen Sadak [Rural Roads]
	57.	Rural Roads - PMGSY
XVIII.		Grameen Oorja [Energization of Rural Area]
	58.	Bio-diesel Production
	59.	Rajiv Gandhi Grameen Vidyutikaran Yojana
	60.	Renewable Energy
	61.	Energising Pump sets
	62.	Supply of Electricity
	63.	Supply of Kerosene and LPG
XIX.		Pichhara Kshetra Vikas [Development of Backward Areas]
	64.	Backward Regions Grants Fund
XX.		e- Shasan [IT enabled e-Governance]
	65.	Central and State Governments
	66.	Panchayats and Municipalities

ABBREVIATIONS USED

AAY	Antodaya Anna Yojana
ARWSP	Accelerated Rural Water Supply Programme
DDRS	Deen Dayal Rehabilitation Scheme
EWS	Economically Weaker Section
IAY	Indira Awaas Yojana
ICDS	Integrated Child Development Scheme
LIG	Low Income Group
MWE	Minimum Wages Enforcement
NC	Not Covered
NREGS	National Rural Employment Guarantee Scheme
PC	Partially Covered
PMGSY	Prime Minister Grameen Sadak Yojana
SC	Scheduled Caste
RGGVY	Rajiv Gandhi Grameen Vidyutikaran Yojana
SGRY	Sampoorna Grameen Rojgar yojana
SGSY	Swaranjayanati Gram Swarojgar Yojana
SHG	Self Help Groups
ST	Scheduled Tribe
TPDS	Targeted Public Distribution system