

CONTENTS

	Page No.
I. Introduction	i
II. List of Twenty Points	ii
III. List of Monthly Monitored Items	iii
IV. List of items identified tentatively for ranking	iv
V. Status of receipt of targets for Monthly Monitored items	v
VI. List of items under TPP-2006 yet to be operationalised	viii

PART-I Overall Performance Analysis

VII. Progress Report	1
VIII. Highlights	3
Table - A - All India Performance	7
Table- B - State Wise Performance	8
Table- C - State Wise and Item Wise Performance	13
Table- D- Score Card and Ranking of States	22

PART- II Performance Tables

Table No.	Description of Item	
1	Employment Generation - NREG Scheme	25
2	Swaranjayanti Gram Swarojgar Yojana (SGSY)	26
3	Sampoorna Gramin Rozgar Yojana – SGRY	28
4(A)	SHGs Formed under SGSY	29
4 (B)	SHGs to whom income generating activities provided	30
5	Distribution of waste land to the landless	32
6 (A)	Minimum Wages Enforcement (Including Farm Labour) (i) Inspections made(ii) Irregularities detected(iii) Irregularities rectified	33
6(B)	Minimum Wages Enforcement (Including Farm Labour) (i) Claims filed (ii) Claims settled	34
6 (c)	Minimum Wages Enforcement (Including Farm Labour) (i) Prosecution cases pending (ii) Prosecution cases filed(iii) Prosecution cases decided	35
7(A)	Targeted Public Distribution System	36
7(B)	Antodaya Anna Yojana	38
8	Rural Housing - Indira Awaas Yojana	40
9	EWS/LIG Houses in Urban Areas	42
10(A)	Rural Areas - ARWSP Habitations (NC/PC) covered	44
10(B)	Slipped back habitations with water quality problem covered	46
11(A)	Immunisation of Children- Routine Immunisation comprising of DPT, Polio, BCG and Measles- Infants Immunised	48
11(B)	Pulse Polio Immunisation Programme- Infants Immunised	50

Contd...

Table No.	Description of Item	Page No.
12	Sanitation Programme in Rural Areas	52
13	Institutional Delivery	53
14	SC Families Assisted	54
15	ST Families Assisted	56
16	Universalization of ICDS Scheme	57
17	Functional Anganwadis	59
18	No. of Urban poor families assisted under Seven Point Charter	61
19(A)	Afforestation- Area Covered under Plantation- (Public and Forest Lands)	63
19(B)	Afforestation- Seedlings planted – (Public and Forest Lands)	65
20(A)	Rehabilitation of Handicapped and Orphans: Deen Dayal Rehabilitation Scheme- Beneficiaries	67
20(B)	Rehabilitation of Handicapped and Orphans: Assistance to Disabled persons for purchase/fitting of Aids and Appliances - Beneficiaries	68
20(C)	Rehabilitation of Handicapped and Orphans: Orphans assisted in country and inter country adoptions	69
21 (A)	Welfare of the aged: Beneficiaries under Day-care Homes	70
21 (B)	Welfare of the aged: Beneficiaries under Old-age Homes	71
23	Rural Roads – PMGSY	72
24	Rajiv Gandhi Grameen Vidyutikaran Yojana	74
25	Energising pump sets	76
26	Supply of Electricity	78

Annexures

- SC, ST, Women and Disabled Swarozgaries Assisted under SGSY Annexure -I
- Employment Generated for SC, ST and Women under SGRY Annexure -II
- Waste land distributed to SC, ST and Others Annexure -III
- List of 66 items to be monitored under TPP-2006 Annexure -IV
- Abbreviations used Annexure -V

Twenty Point Programme – 2006

An Introduction

The Twenty Point Programme (TPP) was launched by the Government of India in 1975 and restructured in 1982 and again in 1986. Over the years, the need for restructuring the Programme has been felt in the light of our achievements and experiences, as well as the introduction of several new policies and programmes by the Government of India. Although the TPP has been in existence for the last 30 years, it is still relevant today as the desired objectives of eradication of poverty and improvement in the quality of life of the common man have yet to be completely attained.

2. TPP-86 has now been restructured and is called Twenty Point Programme-2006 (TPP-2006). The programmes and schemes under the TPP-2006 are in harmony with the priorities contained in the National Common Minimum Programme (NCMP), the Millennium Development Goals (MDGs) of the United Nations and SAARC Social Charter. The original nomenclature, namely the Twenty Point Programme, which has been in existence for the past three decades, and carries the stamp of familiarity among the people and administrative agencies, has been retained.

3. TPP-2006 has Points for the benefit of both the rural and urban people. Its thrust is towards programmes for eradicating poverty and improving the quality of life of the poor and the under-privileged people all over the country. The programme covers various socio economic aspects like poverty, employment, education, housing, health, agriculture, land reforms, irrigation, drinking water, protection and empowerment of weaker sections, consumer protection, environment, e-Governance, etc.

4. TPP-2006 has 20 Points and 66 items. All the 66 items of TPP-2006 (list at *Annexure-IV*) are not amenable to reporting on monthly basis. Also, some of the schemes/programmes are yet to be operationalised by the Central Nodal Ministries concerned. These items will be monitored only after the schemes concerning them come into existence and their frequency of monitoring will be decided later. Out of the 66 items, 25 items will be monitored on monthly basis. Remaining items will be monitored on annual basis as the information in respect of these items will be made available on annual basis by the concerned Ministries. Out of 25 monthly monitored items, the performance in respect of 21 items shall be provided by the States/UTs and in respect of 4 items by the concerned Nodal Ministries. For the purpose of ranking, the performance of States on monthly basis in respect of 20 tentatively identified items/parameters have been evaluated.

5. The three-tier monitoring mechanism in TPP-1986 at District, State and Central level has been widened in TPP-2006 by including Block level monitoring. This will ensure proper and timely implementation of programmes/schemes by effective monitoring. State Governments/UT Administrations have been requested to ensure that the monitoring committees at various levels are put in place, where they do not exist. The comprehensive Guidelines on TPP-2006 have been issued and hoisted on the website (www.mospi.gov.in) of this Ministry.

Twenty Point Programme – 2006

Twenty Points

1. Garibi Hatao [Poverty Eradication]
2. Jan Shakti (Power to People)
3. Kisan Mitra [Support to Farmers]
4. Shramik Kalyan [Labour Welfare]
5. Khadya Suraksha [Food Security]
6. Subke Liye Aawas [Housing for All]
7. Shudh Peya Jal [Clean Drinking Water]
8. Jan Jan Ka Swasthya [Health for All]
9. Sabke Liye Shiksha [Education for All]
10. Anusuchit Jaati, Jan Jaati, Alp-sankhyak evam
Anya Pichhra Varg Kalyan [Welfare of Scheduled Castes,
Scheduled Tribes, Minorities and OBCs]
11. Mahila Kalyan [Women Welfare]
12. Bal Kalyan [Child Welfare]
13. Yuva Vikas [Youth Development]
14. Basti Sudhar [Improvement of Slums]
15. Paryavaran Sanrakshan evam Van Vridhi
[Environment Protection and Afforestation]
16. Samajik Suraksha [Social Security]
17. Grameen Sadak [Rural Roads]
18. Grameen Oorja [Energization of Rural Area]
19. Pichhara Kshetra Vikas [Development of Backward Areas]
20. e- Shasan [IT enabled e-Governance]

Twenty Point Programme – 2006

Monthly Monitored Items

1. Employment generation under the National Rural Employment Guarantee Scheme
2. Swaranjayanti Gram Swarojgar Yojana
3. Sampoorna Grameen Rojgar Yojana
4. Self help Groups
5. Distribution of Waste land to landless
6. Minimum Wages Enforcement (including Farm Labour)
7. Food security:
 - (i) Targeted Public Distribution system,
 - (ii) Antodaya Anna Yojana,
8. Rural Housing - Indira Awaas Yojana
9. EWS/LIG Houses in Urban Areas
10. Rural Areas.
- Accelerated Rural Water Supply Programme
11. Immunisation of Children
12. Sanitation Programme in Rural Areas
13. Institutional Delivery
14. SC Families Assisted
15. ST Families Assisted
16. Universalisation of ICDS Scheme
17. Functional Anganwadis
18. Number of Urban poor families assisted under seven point charter viz. land tenure, housing at affordable cost, water, sanitation, health, education, and social security.
19. Afforestation:
 - (a) Area Covered under Plantation on - Public and Forest Lands
 - (b) Number of Seedlings planted on -Public and Forest Lands
20. Rehabilitation of handicapped and orphans.
21. Welfare of the aged
22. Rural Roads - PMGSY
23. Rajiv Gandhi Grameen Vidyutikaran Yojana
24. Energising Pump sets
25. Supply of Electricity

Twenty Point Programme – 2006

Items tentatively identified for ranking

For the purpose of ranking the performance of States under TPP-2006 on monthly basis, the following 20 items/Parameters have been tentatively identified.

1. **Total Swarozgaries Assisted under SGSY**
2. **SHGs to whom income generating activities provided**
3. **Food security:**
 - (i) **Targeted Public Distribution System,**
 - (ii) **Antodaya Anna Yojana,**
4. **Rural Housing - Indira Awaas Yojana**
5. **EWS/LIG Houses in Urban Areas**
6. **Rural Areas:**
 - (i) **Accelerated Rural Water Supply Programme -Habitation covered (NC &PC)**
 - (ii) **Slipped back Habitations with water quality problems-ARWSP**
7. **Immunisation of Children:**
 - (i) **Routine Immunisation**
 - (ii) **Pulse Polio Immunisation**
8. **SC Family Assisted**
9. **Universalisation of ICDS Scheme**
10. **Functional Anganwadis**
11. **Number of Urban poor families assisted under seven point charter viz. land tenure, housing at affordable cost, water, sanitation, health, education, and social security.**
12. **Afforestation:**
 - (i) **Area Covered under Plantation on - Public and Forest Lands**
 - (ii) **Number of Seedlings planted on -Public and Forest Lands**
13. **Rural Roads - PMGSY**
14. **Rajiv Gandhi Grameen Vidyutikaran Yojana (RGGVY)**
15. **Energising Pump sets**
16. **Supply of Electricity**

Status of receipt of targets for Monthly Monitored items under TPP-2006

[Sl. No.	Name of the item	Parameters/ indicators	Whether targetable / non targetable	Whether targets have been received	Nodal Ministry
1	Employment generation under the National Rural Employment Guarantee Scheme	(i) No. of job card issued (ii) Employment generated (iii) Wages given	Non targetable	-	Ministry of Rural Development
2	Swaranjayanti Gram Swarojgar Yojana	Individual Swarozgaries Assisted (i) Total (ii) SC (iii) ST (iv) Women (v) Disabled person	Targetable	Yes	-do-
3	Sampoorna Grameen Rojgar Yojana	Employment Generated (i) Total (ii) SC (iii) ST (iv) Women	Non targetable	-	-do-
4	Self help Groups	SHGs under SGSY - SHGs formed - SHGs to whom income generating activities provided	Non targetable Targetable	- Yes	-do- -do-
5	Distribution of waste land to the landless	Waste Land distributed (i) Total (ii) SC (iii) ST (iv) Others	Targetable	No	-do-
6	Rural Housing - Indira Awaas Yojana	Houses sanctioned	Targetable	Yes	-do-
7	Rural Areas - Accelerated Rural Water Supply Programme	(i) Habitations covered (NC/PC) (ii) Slipped back Habitations covered Habitations with water quality problem covered	Targetable Targetable	Yes (Targets received in respect of only fourteen States) Yes	-do- -do-
8	Sanitation Programme in Rural Areas	Individual Household latrines constructed	@	No	-do-

@: Final decision to be taken in consultation with the concerned Nodal Ministry.

Sl. No.	Name of the item	Parameters/ indicators	Whether targetable / non targetable	Whether targets have been received	Nodal Ministry
9	Rural Roads – PMGSY	Length of Road Constructed	Targetable	Yes	-do-
10.	Minimum Wages Enforcement (including Farm Labour)	Agriculture and Farm workers (i) Inspections made (ii) Irregularities detected (iii) Irregularities rectified (iv) Claims filed (v) claims settled (vi) Prosecution cases pending (vii) Prosecution cases filed (viii) Prosecution cases decided (b) others	Non targetable	-	Ministry of Labour & Employment
11.	Food security: (i) Targeted Public Distribution system (ii) Antodaya Anna Yojana	Allocation of Food Grains to States/UTs Allocation of Food Grains to States/UTs	Targetable -do-	Yes Yes	Ministry of Consumer Affairs -do-
12	Immunisation of Children	(i) Routine Immunisation comprising of Tetnus, DPT, Polio, BCG and Measles (ii) Pulse Polio Immunisation Programme	Targetable Targetable	Yes Yes	Ministry of Health & Family Welfare -do-
13	Institutional Delivery	Delivery in Institutions	@	No	-do-
14.	SC Families Assisted	SC Families Assisted	Targetable	Yes	M/o Social Justice and Empowerment
15	Welfare of the aged	Under the Scheme – Integrated Programme for older persons – (i) Beneficiaries under Day-care Homes (i) Beneficiaries under Old-age Homes	@	No	-do-

@: Final decision to be taken in consultation with the concerned Nodal Ministry.

Sl. No.	Name of the item	Parameters/ indicators	Whether targetable / non targetable	Whether targets have been received	Nodal Ministry
16	Rehabilitation of handicapped and orphans	Rehabilitation of handicapped (i) Deen Dayal Rehabilitation Scheme - Beneficiaries (ii) Assistance to Disabled persons for purchase/fitting of Aids and Appliances - Beneficiaries Rehabilitation of Orphans (i) Assistance to Home for Children (Shishu Greh) - In country adoptions -Inter country adoptions	@ Non Targetable Non Targetable	No - -	M/o Social Justice and Empowerment Ministry of Women and Child Development -do-
17	ST Families Assisted	ST Families Assisted	Targetable	Yes (State-wise targets not received)	Ministry of Tribal Affairs
18	Universalisation of ICDS Scheme	ICDS Blocks Operational (Cumulative)	Targetable	Yes	Ministry of Women and Child Development
19.	Functional Anganwadis	Anganwadis Functional (cumulative)	Targetable	Yes	-do-
20	EWS/LIG Houses in Urban Areas	Houses sanctioned	Targetable	Yes (Targets received in respect of seventeen States/UTs)	M/o Housing and Urban Poverty Alleviation
21	Number of Urban poor families assisted under seven point charter viz. land tenure, housing at affordable cost, water, sanitation, health, education, and social security.	Poor Families Assisted	Targetable	Yes (Targets received in respect of eleven States/UTs)	-do-

@: Final decision to be taken in consultation with the concerned Nodal Ministry.

Sl. No.	Name of the item	Parameters/ indicators	Whether targetable / non targetable	Whether targets have been received	Nodal Ministry
22	Afforestation (a) Area Covered under Plantation on - Public and Forest Lands	(a) Area Covered under Plantation on - Public and Forest Lands	Targetable	Yes	Ministry of Environment and Forest
	(b) Number of Seedlings planted on -Public and Forest Lands	(b) Number of Seedlings planted on -Public and Forest Lands	Targetable	Yes	-do-
23	Rajiv Gandhi Grameen Vidyutikaran Yojana	Villages electrified	Targetable	Yes	Ministry of Power
24	Energising Pump sets	Pumpsets Energised	Targetable	Yes	-do-
25	Supply of Electricity	Electricity demanded	Targetable	Yes	-do-

List of items where the concerned schemes are yet to be operationalised

- (i) Quick and inexpensive justice – Gram Nyayalayas and Nyaya Panchayats.
- (ii) Social Security for Agricultural and Unorganized Labour
- (iii) Reservation of OBCs in Education
- (iv) Sports for all in Rural and Urban Areas
- (v) IT enabled e-Governance for Panchayats and Municipalities

List of items which have been operationalised subsequently

(1) *Rural Business Hubs in Partnership with Panchayats*: Rural Business Hubs as a Centrally Sponsored Scheme has been approved during August-2007. The parameter/ indicator to be monitored on annual basis is the “number of MOUs signed under various schemes”.

(2) *Rehabilitation of Scavengers*: The Self Employment Scheme for “Rehabilitation of Manual Scavengers” (SRMS) has become operational w.e.f. 9th January, 2007. The parameter/ indicator to be monitored on annual basis is the “number of manual scavenges and their dependents assisted for rehabilitation”.

(3) *Rights of Forest dwellers – Owners of minor forest produce*: The Bill concerning “Rights of Forest Dwellers” - Owners of minor forest produce has been passed. The information on indicators/ parameters to be monitored and frequency of monitoring is awaited from Ministry of Tribal Affairs.

Item Merged

Dry Land Farming: Consequent to the decision of Ministry of Finance and Planning Commission on the EFC of “Enhancing Sustainability of Dry Land Farming System” for XI Five Year Plan, Dry Land Farming has been merged with new initiatives of the Department- ‘Rainfed Area Development Programme’. As of now, there is no separate scheme on Dryland Farming.

PART - I

TWENTY POINT PROGRAMME - 2006

OVERALL PERFORMANCE ANALYSIS

TWENTY POINT PROGRAMME-2006

Progress Report – (April-October, 2007)

This monthly progress report of Twenty Point Programme-2006 consists of two parts: **Part-I** contains an analysis of the overall performance, and **Part-II** deals with item-wise performance.

2. The report is compiled on the basis of data received from the Central Nodal Ministries and State Governments/UT Administrations. The data is received either through web enabled software developed by National Informatics Centre (NIC) Cell in this Ministry or through Fax/e-mail/post. The processing of data has been done in association with NIC Cell.

3. The analysis for the period April-October, 2007 shows that the performance under *eleven* items has been '**Very Good**' (90% or above the targets). These items are:

- (i) Total Swarozgaries Assisted- SGSY
- (ii) SHGs to whom income generating activities provided
- (iii) Urban Poor Families Assisted under Seven Point Charter
- (iv) Seedlings Planted (Public and Forest Lands)
- (v) Routine Immunisation of Children
- (vi) Anganwadis Functional (Cum.)
- (vii) Area Covered under Plantation (Public and Forest Lands)
- (viii) ICDS Blocks Operational (Cum.)
- (ix) Villages Electrified- RGGVY
- (x) Food Security (Antodaya Anna Yojana)
- (xi) Supply of Electricity

4. The performance of *one* item has been '**Good**' (80% to 90% of target). The item is:

- (i) Food Security (Targeted Public Distribution System)

5. The performance of *eight* items has been '**Poor**' (below 80% of target). These items are:

- (i) Road Constructed-PMGSY
- (ii) Habitations covered (NC and PC)- ARWSP
- (iii) SC Family Assisted
- (iv) Pumpsets Energised
- (v) Houses Constructed – IAY
- (vi) Houses constructed – EWS/LIG
- (vii) Slipped back Habitations with water quality problems covered–ARWSP
- (viii) Pulse Polio Immunisation

6. Some of items under TPP-2006 like National Rural Employment Guarantee Scheme-NREGS, Sampoorna Gramin Rojgar Yojana (SGRY) and Self help Groups formed under SGSY being demand driven are being monitored by concerned Ministries without targets. These items shall not be considered for the purpose of ranking. The items where quarterly/annual targets have been provided by the Ministries concerned, monthly targets have been worked out on prorata basis.

7. Targets in respect of items/ parameters- “Total Land Distributed to landless”, and “Individual Household latrines constructed in Rural Areas” from Ministry of Rural Development, “Delivery in institutions”, from Ministry of Health and Family Welfare, “ST Families Assisted” from Ministry of Tribal Affairs, “Rehabilitation of Handicapped & Orphans” and “Welfare of Aged” from Ministry of Social Justice & Empowerment have not been received so far.

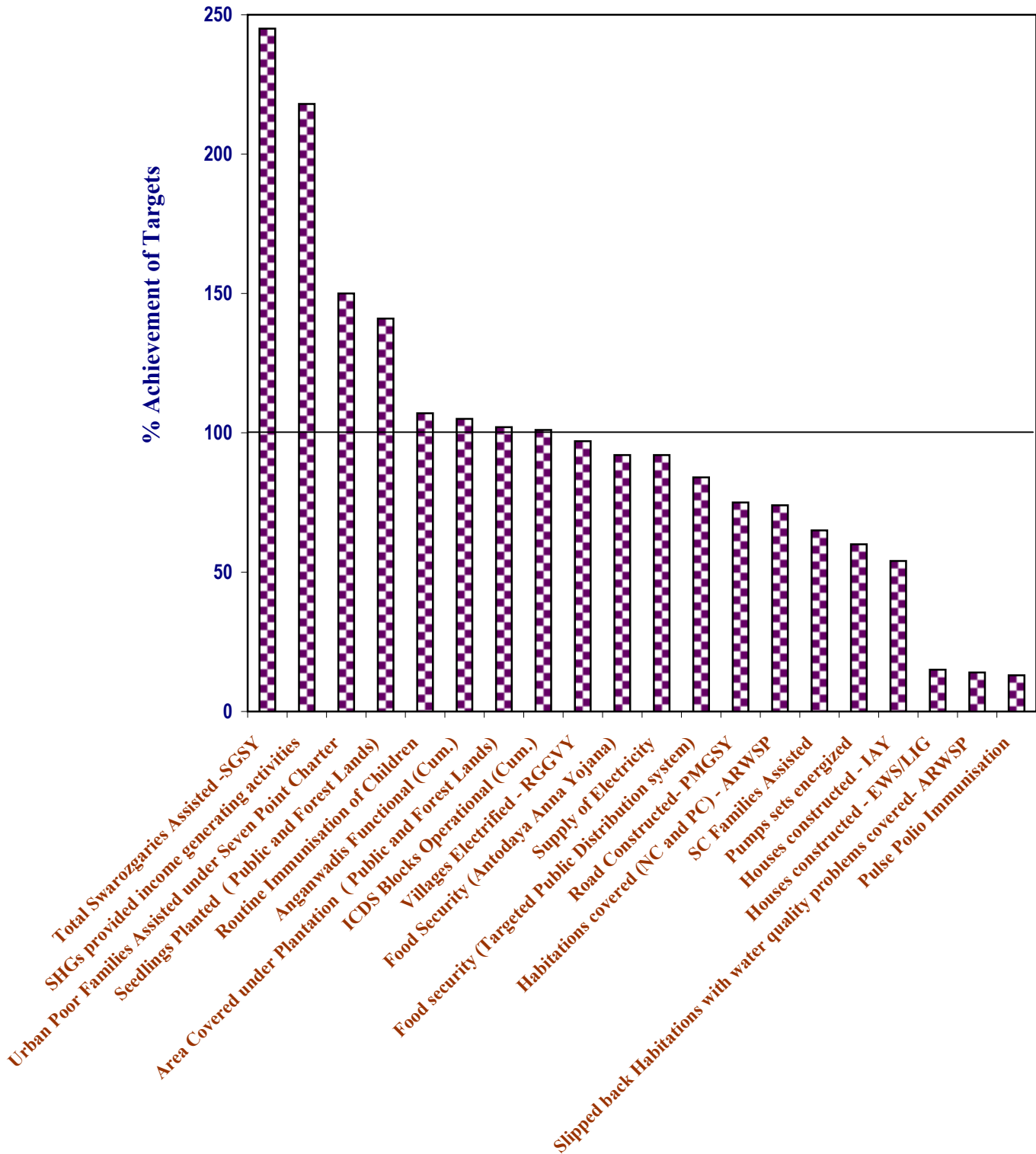
HIGHLIGHTS

Sl. No.	Item	Achievement for April-October, 2007
Employment generated under NREGS.		
1	No. of Job cards issued	411.20 lakh Job cards issued
2	Employment generated	6707.04 Lakh mandays of employment generated
3	Wages given	Rs. 4491.54 Cr. given as wages
Swaranjayanti Gram Swarozgar Yojana		
4	No. of Individual Swarozgaries Assisted	4.18 lakh Swarozgaries Assisted
Sampoorna Grameen Rojgar Yojana		
5	Employment Generated	1266.26 lakh manday of employment generated
Self help Groups		
6	No. of SHGs formed	1.57 lakh SHGs formed
7	No. of SHGs to whom income generating activities provided	1.04 lakh SHGs provided with income generating activities
Distribution of waste land to the landless		
8	Land distributed	2.28 lakh hectare of Wasteland Distributed to landless
Minimum Wages Enforcement (Including Farm Labour)		
9	No. of Inspections made	1,41,839 Inspections made
10	No. of Irregularities detected	27,189 Irregularities detected
11	No. of Irregularities rectified	24,156 Irregularities rectified
12	No. of Claims filed	3,732 Farm worker claims filed
13	No. of Claims settled	3,480 Farm worker claims settled
14	No. of Prosecution cases Pending	15,567 Prosecution cases Pending
15	No. of Prosecution cases filed	125 Prosecution cases filed
16	No. of Prosecution cases decided	368 Prosecution cases decided
Food Security: (i) TPDS (ii) AAY		
17	Off take of food grains by States/UTs under TPDS	191.69 lakh tones of food grains lifted
18	Off take of food grains by States/UTs under AAY	54.28 lakh tonnes of food grains lifted
Rural Housing- Indira Awaas Yojana		
19	No. of Houses constructed	6.69 lakh houses have been provided to the rural poor families
EWS/LIG Houses in Urban Areas		
20	No. of Houses constructed	11,332 houses have been provided
Rural Areas. - Accelerated Rural Water Supply Programme		
21	Habitations covered (NC and PC)	5,604 Habitations covered under (NC and PC)
22	Slipped back Habitations with water quality problems covered	9,336 Habitation covered
Immunisation of Children		
23	Routine Immunisation of Children	160.51 lakh infants immunized
24	Pulse Polio Immunisation Programme	766.28 lakh infants covered

Contd.....

Sl. No.	Item	Achievement for April-October, 2007
Sanitation Programme in Rural Areas		
25	No. of Individual household latrines constructed	51.73 lakh Individual H.H. latrines constructed
Institutional Delivery		
26	No. of Deliveries in Institution	63.48 lakh pregnant mothers delivered in institutions
SC Families Assisted		
27	No. of SC Families Assisted	18.11 lakh Scheduled Caste families assisted
ST Families Assisted		
28	No. of ST Families Assisted	15.67 lakh Scheduled Tribe families assisted
Universalisation of ICDS Schemes		
29	No. of ICDS Blocks Operational (Cum.)	6,198 ICDS Blocks in the country are in operation
Functional Anganwadis		
30	No. of Anganwadis Functional (Cum.)	9.92 lakh Anganwadis are functioning
Number of Urban poor families assisted under seven point charter viz. land tenure, housing at affordable cost, water, sanitation, health, education, and social security.		
31	No. of Poor Families Assisted	1.06 lakh families in slum areas have been provided with basic amenities
Afforestation:		
(i) Area Covered under Plantation (Public & Forest Lands)		
(ii) Seedlings planted (Public and Forest Lands)		
32	Area Covered under Plantation (Public and Forest Lands)	11.09 lakh hectares covered
33	Seedlings planted (Public and Forest Lands)	99.65 Crore seedling planted
Rehabilitation of Handicapped and Orphans		
34	No. of handicapped rehabilitated under Deen Dayal Rehabilitation Scheme	67,406 Persons benefited
35	No. of disabled persons assisted for purchase/fitting of Aids & Appliances	24,893 Persons benefited
36	Orphans adopted in country	1,308 Orphans adopted
37	Orphans adopted inter country	300 Orphans adopted
Welfare of the aged		
38	No. of beneficiaries assisted under Day-care Homes (<i>Integrated programme for older persons</i>)	1.99 lakh Beneficiaries assisted
39	No. of beneficiaries assisted under Old-age Homes (<i>Integrated programme for older persons</i>)	19.52 lakh Beneficiaries assisted
Rural Road- PMGSY		
40	Length of Road Constructed	20,421 Kms road constructed
Rajiv Gandhi Grameen Vidyutikaran Yojana		
41	No. of Villages Electrified	16,760 Villages electrified
Energized Pumps sets		
42	No. of Pumps sets energized	1.54 lakh Pumpsets energized for irrigation purposes
Supply of Electricity		
43	Electricity supplied (MU)	3,81,831 million units (MU)

PERFORMANCE DURING April to October, 2007



ACHIEVEMENT HIGHLIGHTS

PERFORMANCE DURING April to October, 2007

The cumulative performance during April to October, 2007 has been "Very Good" for 11 items, "Good" for 1 item, and "Poor" for 8 items.

A. "Very Good" Performance (90% or above of targets)

<u>No.</u>	<u>Items</u>	<u>% Achievement</u>
01B01	Total Swarozgaries Assisted -SGSY	245
01E02	SHGs provided income generating activities	218
14A01	Urban Poor Families Assisted under Seven Point Charter	150
15A02	Seedlings Planted (Public and Forest Lands)	141
08C01	Routine Immunisation of Children	107
12B01	Anganwadis Functional (Cum.)	105
15A01	Area Covered under Plantation (Public and Forest Lands)	102
12A01	ICDS Blocks Operational (Cum.)	101
18B01	Villages Electrified - RGGVY	97
05B02	Food Security (Antodaya Anna Yojana)	92
18E02	Supply of Electricity	92

B. "Good" Performance (80% to 90%)

05A01	Food security (Targeted Public Distribution system)	84
-------	---	----

C. Areas of concern-where the performance is below 80%

17A01	Road Constructed- PMGSY	75
07A01	Habitations covered (NC and PC) - ARWSP	74
10A01	SC Families Assisted	65
18D01	Pumps sets energized	60
06A01	Houses constructed - IAY	54
06B01	Houses constructed - EWS/LIG	15
07A02	Slipped back Habitations with water quality problems covered- ARWSP	14
08C02	Pulse Polio Immunisation	13

Table - A

**Targets for 2007-2008 & April to October, 2007 and achievements during the period April to October, 2007
ALL INDIA PERFORMANCE**

Sl. No.	Item Code	Item Description	Units	Targets		Achievements	% Achievements of Targets during April - October,2007
				2007-2008	April - October,2007	April - October,2007	
1	01B01	Total Swarozgaries Assisted - SGSY	Number	2,92,379	1,70,494	4,18,041	245
2	01E02	SHGs provided income generating activities	Number	1,06,037	47,704	1,04,144	218
3	05A02	Off take by States/UTs - TPDS	Tonnes	-	2,28,46,406	1,91,68,975	84
4	05B02	Off take by States/UTs - AAY	Tonnes	-	58,68,094	54,27,736	92
5	06A01	Houses constructed - IAY	Number	21,27,184	12,40,813	6,68,707	54
6	06B01	Houses constructed - EWS/LIG	Number	1,33,956	78,108	11,332	15
7	07A01	Habitations covered (NC and PC) - ARWSP	Number	16,886	7,598	5,604	74
8	07A02	Slipped back Habitations with water quality problems covered- ARWSP	Number	1,38,613	66,422	9,336	14
9	08C01	Routine Immunisation of Children	Number	2,57,72,056	1,50,33,669	1,60,50,568	107
10	08C02	Pulse Polio Immunisation	Number	1,12,14,38,709	60,12,23,767	7,66,27,780	13
11	10A01	SC Families Assisted	Number	47,74,200	27,84,880	18,11,188	65
12	12A01	ICDS Blocks Operational (Cum.)	Number	6,229	6,118	6,198	101
13	12B01	Anganwadis Functional (Cum.)	Number	10,17,952	9,46,060	9,92,470	105
14	14A01	Urban Poor Families Assisted under Seven Point Charter	Number	1,21,501	70,847	1,06,082	150
15	15A01	Area Covered under Plantation (Public and Forest Lands)	Hectares	18,60,000	10,84,912	11,09,489	102
16	15A02	Seedlings Planted (Public and Forest Lands)	Number	1,20,90,10,000	70,52,55,733	99,65,16,344	141
17	17A01	Road Constructed- PMGSY	Kilometer	54,401	27,155	20,421	75
18	18B01	Villages Electrified - RGGVY	Number	40,000	17,360	16,760	97
19	18D01	Pumps sets energized	Number	4,36,200	2,54,415	1,53,718	60
20	18E02	Electricity supplied	Million Units	-	4,13,328	3,81,831	92

Table - B

STATE-WISE PERFORMANCE DURING April to October, 2007 (PERCENT ACHIEVEMENT)

Item No.	Description	ALL INDIA	AP	ARP	AS	BI	CHHA.	DELHI	GOA
01B01	Total Swarozgaries Assisted - SGSY	245	122	0	6	38	45	NA	63
01E02	SHGs provided income generating activities	218	886	0	67	37	27	NA	265
05A01	Food security (Targeted Public Distribution system)	84	88	49	107	59	91	91	123
05B02	Food Security (Antodaya Anna Yojana)	92	100	45	102	85	104	76	82
06A01	Houses constructed - IAY	54	97	0	55	32	32	NA	38
06B01	Houses constructed - EWS/LIG	15	NA	0	NA	NA	27	33	NA
07A01	Habitations covered (NC and PC) - ARWSP	74	NA	0	79	NA	NA	NA	NA
07A02	Slipped back Habitations with water quality problems covered- ARWSP	14	39	0	6	0	93	NA	NA
08C01	Routine Immunisation of Children	107	204	0	51	37	24	87	100
08C02	Pulse Polio Immunisation	13	28	NA	4	0	100	53	NA
10A01	SC Families Assisted	65	26	NA	15	7	0	10	17
12A01	ICDS Blocks Operational (Cum.)	101	102	108	130	100	99	100	100
12B01	Anganwadis Functional (Cum.)	105	103	141	97	100	100	100	105
14A01	Urban Poor Families Assisted under Seven Point Charter	150	204	NA	0	24	0	NA	NA
15A01	Area Covered under Plantation (Public and Forest Lands)	102	78	9	0	218	98	450	81
15A02	Seedlings Planted (Public and Forest Lands)	141	160	11	55	223	91	6,783	212
17A01	Road Constructed- PMGSY	75	95	0	0	85	46	NA	0
18B01	Villages Electrified - RGGVY	97	47	NA	0	58	0	NA	NA
18D01	Pumps sets energized	60	89	NA	NA	56	25	NA	NA
18E02	Supply of Electricity	92	96	88	93	91	95	100	99

NA - Not Applicable

Table - B(Contd.)

STATE-WISE PERFORMANCE DURING April to October, 2007 (PERCENT ACHIEVEMENT)

Item No.	Description	ALL INDIA	GUJ	HRY	HP	J&K	JHAR.	KAR	KER
01B01	Total Swarozgaries Assisted - SGSY	245	346	292	315	209	157	479	61
01E02	SHGs provided income generating activities	218	171	95	92	110	225	1,756	63
05A01	Food security (Targeted Public Distribution system)	84	73	72	89	91	80	71	98
05B02	Food Security (Antodaya Anna Yojana)	92	88	95	91	102	92	95	100
06A01	Houses constructed - IAY	54	66	43	29	58	70	48	45
06B01	Houses constructed - EWS/LIG	15	174	5	0	NA	NA	NA	NA
07A01	Habitations covered (NC and PC) - ARWSP	74	NA	NA	263	0	NA	327	57
07A02	Slipped back Habitations with water quality problems covered- ARWSP	14	23	5	0	0	7	22	44
08C01	Routine Immunisation of Children	107	78	88	103	138	268	98	101
08C02	Pulse Polio Immunisation	13	187	2	NA	NA	67	21	NA
10A01	SC Families Assisted	65	89	65	0	19	174	33	12
12A01	ICDS Blocks Operational (Cum.)	101	100	100	100	100	88	100	100
12B01	Anganwadis Functional (Cum.)	105	96	100	100	92	145	105	112
14A01	Urban Poor Families Assisted under Seven Point Charter	150	86	NA	NA	NA	NA	NA	NA
15A01	Area Covered under Plantation (Public and Forest Lands)	102	128	88	96	15	51	166	152
15A02	Seedlings Planted (Public and Forest Lands)	141	625	289	9	12	141	209	150
17A01	Road Constructed- PMGSY	75	0	156	102	38	281	39	92
18B01	Villages Electrified - RGGVY	97	75	0	NA	NA	150	187	NA
18D01	Pumps sets energized	60	153	153	229	NA	69	84	99
18E02	Supply of Electricity	92	87	92	99	71	93	98	98

NA - Not Applicable

Table - B(Contd.)

STATE-WISE PERFORMANCE DURING April to October, 2007 (PERCENT ACHIEVEMENT)

Item No.	Description	ALL INDIA	MP	MAH	MANI	MEGH	MIZ	NAGA	ORI
01B01	Total Swarozgaries Assisted - SGSY	245	192	19	0	145	0	70	4
01E02	SHGs provided income generating activities	218	40	67	0	0	0	154	63
05A01	Food security (Targeted Public Distribution system)	84	94	80	99	99	88	109	82
05B02	Food Security (Antodaya Anna Yojana)	92	96	82	104	100	100	109	80
06A01	Houses constructed - IAY	54	59	49	20	21	69	160	33
06B01	Houses constructed - EWS/LIG	15	13	0	NA	NA	NA	NA	NA
07A01	Habitations covered (NC and PC) - ARWSP	74	NA	17	NA	17	NA	21	NA
07A02	Slipped back Habitations with water quality problems covered- ARWSP	14	3	9	0	40	0	0	5
08C01	Routine Immunisation of Children	107	89	233	95	54	242	159	74
08C02	Pulse Polio Immunisation	13	0	30	NA	NA	NA	NA	0
10A01	SC Families Assisted	65	81	15	0	NA	NA	NA	21
12A01	ICDS Blocks Operational (Cum.)	101	100	100	112	100	100	100	100
12B01	Anganwadis Functional (Cum.)	105	100	100	170	100	106	100	111
14A01	Urban Poor Families Assisted under Seven Point Charter	150	NA	NA	NA	40	NA	NA	NA
15A01	Area Covered under Plantation (Public and Forest Lands)	102	171	93	36	57	181	60	123
15A02	Seedlings Planted (Public and Forest Lands)	141	135	190	110	78	95	0	16
17A01	Road Constructed- PMGSY	75	56	51	32	0	68	0	54
18B01	Villages Electrified - RGGVY	97	0	0	NA	NA	NA	NA	0
18D01	Pumps sets energized	60	73	40	NA	NA	NA	NA	45
18E02	Supply of Electricity	92	91	85	93	76	79	87	98

NA - Not Applicable

Table - B(Contd.)

STATE-WISE PERFORMANCE DURING April to October, 2007 (PERCENT ACHIEVEMENT)

Item No.	Description	ALL INDIA	PUDU	PUN	RAJ	SIK	TN	TRI	UTTA.
01B01	Total Swarozgaries Assisted - SGSY	245	0	147	154	329	2,297	0	278
01E02	SHGs provided income generating activities	218	188	121	40	90	131	135	130
05A01	Food security (Targeted Public Distribution system)	84	32	37	87	106	82	93	86
05B02	Food Security (Antodaya Anna Yojana)	92	57	51	93	100	102	82	92
06A01	Houses constructed - IAY	54	6	63	35	96	111	13	55
06B01	Houses constructed - EWS/LIG	15	NA	0	34	0	29	0	NA
07A01	Habitations covered (NC and PC) - ARWSP	74	NA	300	25	NA	NA	NA	15
07A02	Slipped back Habitations with water quality problems covered- ARWSP	14	82	1	18	0	2	25	53
08C01	Routine Immunisation of Children	107	79	108	88	100	112	91	100
08C02	Pulse Polio Immunisation	13	0	79	15	NA	NA	NA	27
10A01	SC Families Assisted	65	66	69	65	30	105	15	52
12A01	ICDS Blocks Operational (Cum.)	101	100	100	101	100	100	104	100
12B01	Anganwadis Functional (Cum.)	105	100	116	103	100	100	100	100
14A01	Urban Poor Families Assisted under Seven Point Charter	150	NA	NA	NA	0	0	536	NA
15A01	Area Covered under Plantation (Public and Forest Lands)	102	86	19	110	19	24	81	180
15A02	Seedlings Planted (Public and Forest Lands)	141	319	23	122	20	23	167	73
17A01	Road Constructed- PMGSY	75	NA	135	127	44	7	0	72
18B01	Villages Electrified - RGGVY	97	NA	NA	14	NA	NA	NA	45
18D01	Pumps sets energized	60	NA	170	48	NA	162	NA	164
18E02	Supply of Electricity	92	100	95	99	97	98	92	99

NA - Not Applicable

Table - B(Contd.)

STATE-WISE PERFORMANCE DURING April to October, 2007 (PERCENT ACHIEVEMENT)

Item No.	Description	ALL INDIA	UP	WB	A&N	CHND.	D&N	D&D	LAKSH
01B01	Total Swarozgaries Assisted - SGSY	245	307	85	128	NA	50	0	417
01E02	SHGs provided income generating activities	218	167	305	460	NA	0	0	320
05A01	Food security (Targeted Public Distribution system)	84	93	87	62	123	21	30	50
05B02	Food Security (Antodaya Anna Yojana)	92	98	85	72	191	19	40	54
06A01	Houses constructed - IAY	54	67	54	14	NA	0	1	167
06B01	Houses constructed - EWS/LIG	15	65	110	NA	0	NA	NA	0
07A01	Habitations covered (NC and PC) - ARWSP	74	NA	NA	NA	NA	0	NA	0
07A02	Slipped back Habitations with water quality problems covered- ARWSP	14	16	23	0	NA	NA	NA	NA
08C01	Routine Immunisation of Children	107	101	75	84	97	93	69	51
08C02	Pulse Polio Immunisation	13	6	62	NA	97	NA	NA	NA
10A01	SC Families Assisted	65	42	20	NA	81	NA	NA	NA
12A01	ICDS Blocks Operational (Cum.)	101	103	99	100	100	50	100	100
12B01	Anganwadis Functional (Cum.)	105	103	116	108	112	100	100	118
14A01	Urban Poor Families Assisted under Seven Point Charter	150	0	NA	NA	NA	NA	NA	0
15A01	Area Covered under Plantation (Public and Forest Lands)	102	129	25	98	262	179	121	20
15A02	Seedlings Planted (Public and Forest Lands)	141	167	62	88	217	382	74	104
17A01	Road Constructed- PMGSY	75	78	48	NA	NA	NA	NA	NA
18B01	Villages Electrified - RGGVY	97	104	362	NA	NA	NA	NA	NA
18D01	Pumps sets energized	60	58	46	NA	NA	NA	NA	NA
18E02	Supply of Electricity	92	86	97	75	100	100	90	100

NA - Not Applicable

Table - C

Items in which the States/UTs performance is Very Good (90% and above),
Good (80% to 90%) and Poor (below 80%) during the period
April to October, 2007

1. ANDHRA PRADESH

Very Good

Total Swarozgaries Assisted -SGSY, SHGs provided income generating activities, Off take by States/UTs - AAY, Houses constructed - IAY, Routine Immunisation of Children, ICDS Blocks Operational (Cum.), Anganwadis Functional (Cum.), Urban Poor Families Assisted under Seven Point Charter, Seedlings Planted (Public and Forest Lands), Road Constructed- PMGSY, Electricity supplied

Good

Off take by States/UTs -TPDS, Pumps sets energized

Poor

Slipped back Habitations with water quality problems covered- ARWSP, Pulse Polio Immunisation, SC Families Assisted, Area Covered under Plantation (Public and Forest Lands), Villages Electrified - RGGVY

2. ARUNACHAL PRADESH

Very Good

ICDS Blocks Operational (Cum.), Anganwadis Functional (Cum.)

Good

Electricity supplied

Poor

Total Swarozgaries Assisted -SGSY, SHGs provided income generating activities, Off take by States/UTs - TPDS, Off take by States/UTs - AAY, Houses constructed - IAY, Houses constructed - EWS/LIG, Habitations covered (NC and PC) - ARWSP, Slipped back Habitations with water quality problems covered- ARWSP, Routine Immunisation of Children, Area Covered under Plantation (Public and Forest Lands), Seedlings Planted (Public and Forest Lands), Road Constructed- PMGSY

3. ASSAM

Very Good

Off take by States/UTs -TPDS, Off take by States/UTs - AAY, ICDS Blocks Operational (Cum.), Anganwadis Functional (Cum.), Electricity supplied

Poor

Total Swarozgaries Assisted -SGSY, SHGs provided income generating activities, Houses constructed - IAY, Habitations covered (NC and PC) - ARWSP, Slipped back Habitations with water quality problems covered- ARWSP, Routine Immunisation of Children, Pulse Polio Immunisation, SC Families Assisted, Urban Poor Families Assisted under Seven Point Charter, Area Covered under Plantation (Public and Forest Lands), Seedlings Planted (Public and Forest Lands), Road Constructed- PMGSY, Villages Electrified - RGGVY

4. BIHAR

Very Good

ICDS Blocks Operational (Cum.), Anganwadis Functional (Cum.), Area Covered under Plantation (Public and Forest Lands), Seedlings Planted (Public and Forest Lands), Electricity supplied

Good

Off take by States/UTs - AAY, Road Constructed- PMGSY

Poor

Total Swarozgaries Assisted -SGSY, SHGs provided income generating activities, Off take by States/UTs - TPDS, Houses constructed - IAY, Slipped back Habitations with water quality problems covered- ARWSP, Routine Immunisation of Children, Pulse Polio Immunisation, SC Families Assisted, Urban Poor Families Assisted under Seven Point Charter, Villages Electrified - RGGVY, Pumps sets energized

Table - C (Contd.)

5. CHHATISGARH

Very Good

Off take by States/UTs -TPDS, Off take by States/UTs - AAY, Slipped back Habitations with water quality problems covered- ARWSP, Pulse Polio Immunisation, ICDS Blocks Operational (Cum.), Anganwadis Functional (Cum.), Area Covered under Plantation (Public and Forest Lands), Seedlings Planted (Public and Forest Lands), Electricity supplied

Poor

Total Swarozgaries Assisted -SGSY, SHGs provided income generating activities, Houses constructed - IAY, Houses constructed - EWS/LIG, Routine Immunisation of Children, SC Families Assisted, Urban Poor Families Assisted under Seven Point Charter, Road Constructed- PMGSY, Villages Electrified - RGGVY, Pumps sets energized

6. DELHI

Very Good

Off take by States/UTs -TPDS, ICDS Blocks Operational (Cum.), Anganwadis Functional (Cum.), Area Covered under Plantation (Public and Forest Lands), Seedlings Planted (Public and Forest Lands), Electricity supplied

Good

Routine Immunisation of Children

Poor

Off take by States/UTs - AAY, Houses constructed - EWS/LIG, Pulse Polio Immunisation, SC Families Assisted

7. GOA

Very Good

SHGs provided income generating activities, Off take by States/UTs -TPDS, Routine Immunisation of Children, ICDS Blocks Operational (Cum.), Anganwadis Functional (Cum.), Seedlings Planted (Public and Forest Lands), Electricity supplied

Good

Off take by States/UTs - AAY, Area Covered under Plantation (Public and Forest Lands)

Poor

Total Swarozgaries Assisted -SGSY, Houses constructed - IAY, SC Families Assisted, Road Constructed-PMGSY

8. GUJARAT

Very Good

Total Swarozgaries Assisted -SGSY, SHGs provided income generating activities, Houses constructed - EWS/LIG, Pulse Polio Immunisation, ICDS Blocks Operational (Cum.), Anganwadis Functional (Cum.), Area Covered under Plantation (Public and Forest Lands), Seedlings Planted (Public and Forest Lands), Pumps sets energized

Good

Off take by States/UTs - AAY, SC Families Assisted, Urban Poor Families Assisted under Seven Point Charter, Electricity supplied

Poor

Off take by States/UTs -TPDS, Houses constructed - IAY, Slipped back Habitations with water quality problems covered- ARWSP, Routine Immunisation of Children, Road Constructed- PMGSY, Villages Electrified - RGGVY

Table - C (Contd.)

9. HARYANA

Very Good

Total Swarozgaries Assisted -SGSY, SHGs provided income generating activities, Off take by States/UTs - AAY, ICDS Blocks Operational (Cum.), Anganwadis Functional (Cum.), Seedlings Planted (Public and Forest Lands), Road Constructed- PMGSY, Pumps sets energized, Electricity supplied

Good

Routine Immunisation of Children, Area Covered under Plantation (Public and Forest Lands)

Poor

Off take by States/UTs -TPDS, Houses constructed - IAY, Houses constructed - EWS/LIG, Slipped back Habitations with water quality problems covered- ARWSP, Pulse Polio Immunisation, SC Families Assisted, Villages Electrified - RGGVY

10. HIMACHAL PRADESH

Very Good

Total Swarozgaries Assisted -SGSY, SHGs provided income generating activities, Off take by States/UTs - AAY, Habitations covered (NC and PC) - ARWSP, Routine Immunisation of Children, ICDS Blocks Operational (Cum.), Anganwadis Functional (Cum.), Area Covered under Plantation (Public and Forest Lands), Road Constructed- PMGSY, Pumps sets energized, Electricity supplied

Good

Off take by States/UTs -TPDS

Poor

Houses constructed - IAY, Houses constructed - EWS/LIG, Slipped back Habitations with water quality problems covered- ARWSP, SC Families Assisted, Seedlings Planted (Public and Forest Lands)

11. JAMMU AND KASHMIR

Very Good

Total Swarozgaries Assisted -SGSY, SHGs provided income generating activities, Off take by States/UTs - TPDS, Off take by States/UTs - AAY, Routine Immunisation of Children, ICDS Blocks Operational (Cum.), Anganwadis Functional (Cum.)

Poor

Houses constructed - IAY, Habitations covered (NC and PC) - ARWSP, Slipped back Habitations with water quality problems covered- ARWSP, SC Families Assisted, Area Covered under Plantation (Public and Forest Lands), Seedlings Planted (Public and Forest Lands), Road Constructed- PMGSY, Electricity supplied

12. JHARKHAND

Very Good

Total Swarozgaries Assisted -SGSY, SHGs provided income generating activities, Off take by States/UTs - AAY, Routine Immunisation of Children, SC Families Assisted, Anganwadis Functional (Cum.), Seedlings Planted (Public and Forest Lands), Road Constructed- PMGSY, Villages Electrified - RGGVY, Electricity supplied

Good

Off take by States/UTs -TPDS, ICDS Blocks Operational (Cum.)

Poor

Houses constructed - IAY, Slipped back Habitations with water quality problems covered- ARWSP, Pulse Polio Immunisation, Area Covered under Plantation (Public and Forest Lands), Pumps sets energized

Table - C (Contd.)

13. KARNATAKA

Very Good

Total Swarozgaries Assisted -SGSY, SHGs provided income generating activities, Off take by States/UTs - AAY, Habitations covered (NC and PC) - ARWSP, Routine Immunisation of Children, ICDS Blocks Operational (Cum.), Anganwadis Functional (Cum.), Area Covered under Plantation (Public and Forest Lands), Seedlings Planted (Public and Forest Lands), Villages Electrified - RGGVY, Electricity supplied

Good

Pumps sets energized

Poor

Off take by States/UTs -TPDS, Houses constructed - IAY, Slipped back Habitations with water quality problems covered- ARWSP, Pulse Polio Immunisation, SC Families Assisted, Road Constructed- PMGSY

14. KERALA

Very Good

Off take by States/UTs -TPDS, Off take by States/UTs - AAY, Routine Immunisation of Children, ICDS Blocks Operational (Cum.), Anganwadis Functional (Cum.), Area Covered under Plantation (Public and Forest Lands), Seedlings Planted (Public and Forest Lands), Road Constructed- PMGSY, Pumps sets energized, Electricity supplied

Poor

Total Swarozgaries Assisted -SGSY, SHGs provided income generating activities, Houses constructed - IAY, Habitations covered (NC and PC) - ARWSP, Slipped back Habitations with water quality problems covered- ARWSP, SC Families Assisted

15. MADHYA PRADESH

Very Good

Total Swarozgaries Assisted -SGSY, Off take by States/UTs -TPDS, Off take by States/UTs - AAY, ICDS Blocks Operational (Cum.), Anganwadis Functional (Cum.), Area Covered under Plantation (Public and Forest Lands), Seedlings Planted (Public and Forest Lands), Electricity supplied

Good

Routine Immunisation of Children, SC Families Assisted

Poor

SHGs provided income generating activities, Houses constructed - IAY, Houses constructed - EWS/LIG, Slipped back Habitations with water quality problems covered- ARWSP, Pulse Polio Immunisation, Road Constructed- PMGSY, Villages Electrified - RGGVY, Pumps sets energized

16. MAHARASHTRA

Very Good

Routine Immunisation of Children, ICDS Blocks Operational (Cum.), Anganwadis Functional (Cum.), Area Covered under Plantation (Public and Forest Lands), Seedlings Planted (Public and Forest Lands)

Good

Off take by States/UTs -TPDS, Off take by States/UTs - AAY, Electricity supplied

Poor

Total Swarozgaries Assisted -SGSY, SHGs provided income generating activities, Houses constructed - IAY, Houses constructed - EWS/LIG, Habitations covered (NC and PC) - ARWSP, Slipped back Habitations with water quality problems covered- ARWSP, Pulse Polio Immunisation, SC Families Assisted, Road Constructed- PMGSY, Villages Electrified - RGGVY, Pumps sets energized

Table - C (Contd.)

17. MANIPUR

Very Good

Off take by States/UTs -TPDS, Off take by States/UTs - AAY, Routine Immunisation of Children, ICDS Blocks Operational (Cum.), Anganwadis Functional (Cum.), Seedlings Planted (Public and Forest Lands), Electricity supplied

Poor

Total Swarozgaries Assisted -SGSY, SHGs provided income generating activities, Houses constructed - IAY, Slipped back Habitations with water quality problems covered- ARWSP, SC Families Assisted, Area Covered under Plantation (Public and Forest Lands), Road Constructed- PMGSY

18. MEGHALAYA

Very Good

Total Swarozgaries Assisted -SGSY, Off take by States/UTs -TPDS, Off take by States/UTs - AAY, ICDS Blocks Operational (Cum.), Anganwadis Functional (Cum.)

Poor

SHGs provided income generating activities, Houses constructed - IAY, Habitations covered (NC and PC) - ARWSP, Slipped back Habitations with water quality problems covered- ARWSP, Routine Immunisation of Children, Urban Poor Families Assisted under Seven Point Charter, Area Covered under Plantation (Public and Forest Lands), Seedlings Planted (Public and Forest Lands), Road Constructed- PMGSY, Electricity supplied

19. MIZORAM

Very Good

Off take by States/UTs - AAY, Routine Immunisation of Children, ICDS Blocks Operational (Cum.), Anganwadis Functional (Cum.), Area Covered under Plantation (Public and Forest Lands), Seedlings Planted (Public and Forest Lands)

Good

Off take by States/UTs -TPDS

Poor

Total Swarozgaries Assisted -SGSY, SHGs provided income generating activities, Houses constructed - IAY, Slipped back Habitations with water quality problems covered- ARWSP, Road Constructed- PMGSY, Electricity supplied

20. NAGALAND

Very Good

SHGs provided income generating activities, Off take by States/UTs -TPDS, Off take by States/UTs - AAY, Houses constructed - IAY, Routine Immunisation of Children, ICDS Blocks Operational (Cum.), Anganwadis Functional (Cum.)

Good

Electricity supplied

Poor

Total Swarozgaries Assisted -SGSY, Habitations covered (NC and PC) - ARWSP, Slipped back Habitations with water quality problems covered- ARWSP, Area Covered under Plantation (Public and Forest Lands), Seedlings Planted (Public and Forest Lands), Road Constructed- PMGSY

Table - C (Contd.)

21. ORISSA

Very Good

ICDS Blocks Operational (Cum.), Anganwadis Functional (Cum.), Area Covered under Plantation (Public and Forest Lands), Electricity supplied

Good

Off take by States/UTs -TPDS, Off take by States/UTs - AAY

Poor

Total Swarozgaries Assisted -SGSY, SHGs provided income generating activities, Houses constructed - IAY, Slipped back Habitations with water quality problems covered- ARWSP, Routine Immunisation of Children, Pulse Polio Immunisation, SC Families Assisted, Seedlings Planted (Public and Forest Lands), Road Constructed- PMGSY, Villages Electrified - RGGVY, Pumps sets energized

22. PUDUCHERRY

Very Good

SHGs provided income generating activities, ICDS Blocks Operational (Cum.), Anganwadis Functional (Cum.), Seedlings Planted (Public and Forest Lands), Electricity supplied

Good

Slipped back Habitations with water quality problems covered- ARWSP, Area Covered under Plantation (Public and Forest Lands)

Poor

Total Swarozgaries Assisted -SGSY, Off take by States/UTs -TPDS, Off take by States/UTs - AAY, Houses constructed - IAY, Routine Immunisation of Children, Pulse Polio Immunisation, SC Families Assisted

23. PUNJAB

Very Good

Total Swarozgaries Assisted -SGSY, SHGs provided income generating activities, Habitations covered (NC and PC) - ARWSP, Routine Immunisation of Children, ICDS Blocks Operational (Cum.), Anganwadis Functional (Cum.), Road Constructed- PMGSY, Pumps sets energized, Electricity supplied

Poor

Off take by States/UTs -TPDS, Off take by States/UTs - AAY, Houses constructed - IAY, Houses constructed - EWS/LIG, Slipped back Habitations with water quality problems covered- ARWSP, Pulse Polio Immunisation, SC Families Assisted, Area Covered under Plantation (Public and Forest Lands), Seedlings Planted (Public and Forest Lands)

24. RAJASTHAN

Very Good

Total Swarozgaries Assisted -SGSY, Off take by States/UTs - AAY, ICDS Blocks Operational (Cum.), Anganwadis Functional (Cum.), Area Covered under Plantation (Public and Forest Lands), Seedlings Planted (Public and Forest Lands), Road Constructed- PMGSY, Electricity supplied

Good

Off take by States/UTs -TPDS, Routine Immunisation of Children

Poor

SHGs provided income generating activities, Houses constructed - IAY, Houses constructed - EWS/LIG, Habitations covered (NC and PC) - ARWSP, Slipped back Habitations with water quality problems covered- ARWSP, Pulse Polio Immunisation, SC Families Assisted, Villages Electrified - RGGVY, Pumps sets energized

Table - C (Contd.)

25. SIKKIM

Very Good

Total Swarozgaries Assisted -SGSY, SHGs provided income generating activities, Off take by States/UTs - TPDS, Off take by States/UTs - AAY, Houses constructed - IAY, Routine Immunisation of Children, ICDS Blocks Operational (Cum.), Anganwadis Functional (Cum.), Electricity supplied

Poor

Houses constructed - EWS/LIG, Slipped back Habitations with water quality problems covered- ARWSP, SC Families Assisted, Urban Poor Families Assisted under Seven Point Charter, Area Covered under Plantation (Public and Forest Lands), Seedlings Planted (Public and Forest Lands), Road Constructed- PMGSY

26. TAMIL NADU

Very Good

Total Swarozgaries Assisted -SGSY, SHGs provided income generating activities, Off take by States/UTs - AAY, Houses constructed - IAY, Routine Immunisation of Children, SC Families Assisted, ICDS Blocks Operational (Cum.), Anganwadis Functional (Cum.), Pumps sets energized, Electricity supplied

Good

Off take by States/UTs -TPDS

Poor

Houses constructed - EWS/LIG, Slipped back Habitations with water quality problems covered- ARWSP, Urban Poor Families Assisted under Seven Point Charter, Area Covered under Plantation (Public and Forest Lands), Seedlings Planted (Public and Forest Lands), Road Constructed- PMGSY

27. TRIPURA

Very Good

SHGs provided income generating activities, Off take by States/UTs -TPDS, Routine Immunisation of Children, ICDS Blocks Operational (Cum.), Anganwadis Functional (Cum.), Urban Poor Families Assisted under Seven Point Charter, Seedlings Planted (Public and Forest Lands), Electricity supplied

Good

Off take by States/UTs - AAY, Area Covered under Plantation (Public and Forest Lands)

Poor

Total Swarozgaries Assisted -SGSY, Houses constructed - IAY, Houses constructed - EWS/LIG, Slipped back Habitations with water quality problems covered- ARWSP, SC Families Assisted, Road Constructed- PMGSY

28. UTTARAKHAND

Very Good

Total Swarozgaries Assisted -SGSY, SHGs provided income generating activities, Off take by States/UTs - AAY, Routine Immunisation of Children, ICDS Blocks Operational (Cum.), Anganwadis Functional (Cum.), Area Covered under Plantation (Public and Forest Lands), Pumps sets energized, Electricity supplied

Good

Off take by States/UTs -TPDS

Poor

Houses constructed - IAY, Habitations covered (NC and PC) - ARWSP, Slipped back Habitations with water quality problems covered- ARWSP, Pulse Polio Immunisation, SC Families Assisted, Seedlings Planted (Public and Forest Lands), Road Constructed- PMGSY, Villages Electrified - RGGVY

Table - C (Contd.)

29. UTTAR PRADESH

Very Good

Total Swarozgaries Assisted -SGSY, SHGs provided income generating activities, Off take by States/UTs - TPDS, Off take by States/UTs - AAY, Routine Immunisation of Children, ICDS Blocks Operational (Cum.), Anganwadis Functional (Cum.), Area Covered under Plantation (Public and Forest Lands), Seedlings Planted (Public and Forest Lands), Villages Electrified - RGGVY

Good

Electricity supplied

Poor

Houses constructed - IAY, Houses constructed - EWS/LIG, Slipped back Habitations with water quality problems covered- ARWSP, Pulse Polio Immunisation, SC Families Assisted, Urban Poor Families Assisted under Seven Point Charter, Road Constructed- PMGSY, Pumps sets energized

30. WEST BENGAL

Very Good

SHGs provided income generating activities, Houses constructed - EWS/LIG, ICDS Blocks Operational (Cum.), Anganwadis Functional (Cum.), Villages Electrified - RGGVY, Electricity supplied

Good

Total Swarozgaries Assisted -SGSY, Off take by States/UTs -TPDS, Off take by States/UTs - AAY

Poor

Houses constructed - IAY, Slipped back Habitations with water quality problems covered- ARWSP, Routine Immunisation of Children, Pulse Polio Immunisation, SC Families Assisted, Area Covered under Plantation (Public and Forest Lands), Seedlings Planted (Public and Forest Lands), Road Constructed- PMGSY, Pumps sets energized

31. ANDAMAN AND NICOBAR ISLANDS

Very Good

Total Swarozgaries Assisted -SGSY, SHGs provided income generating activities, ICDS Blocks Operational (Cum.), Anganwadis Functional (Cum.), Area Covered under Plantation (Public and Forest Lands)

Good

Routine Immunisation of Children, Seedlings Planted (Public and Forest Lands)

Poor

Off take by States/UTs -TPDS, Off take by States/UTs - AAY, Houses constructed - IAY, Slipped back Habitations with water quality problems covered- ARWSP, Electricity supplied

32. CHANDIGARH

Very Good

Off take by States/UTs -TPDS, Off take by States/UTs - AAY, Routine Immunisation of Children, Pulse Polio Immunisation, ICDS Blocks Operational (Cum.), Anganwadis Functional (Cum.), Area Covered under Plantation (Public and Forest Lands), Seedlings Planted (Public and Forest Lands), Electricity supplied

Good

SC Families Assisted

Poor

Houses constructed - EWS/LIG

Table - C (Contd.)

33. DADRA AND NAGAR HAVELI

Very Good

Routine Immunisation of Children, Anganwadis Functional (Cum.), Area Covered under Plantation (Public and Forest Lands), Seedlings Planted (Public and Forest Lands), Electricity supplied

Poor

Total Swarozgaries Assisted -SGSY, SHGs provided income generating activities, Off take by States/UTs - TPDS, Off take by States/UTs - AAY, Houses constructed - IAY, Habitations covered (NC and PC) - ARWSP, ICDS Blocks Operational (Cum.)

34. DAMAN AND DIU

Very Good

ICDS Blocks Operational (Cum.), Anganwadis Functional (Cum.), Area Covered under Plantation (Public and Forest Lands), Electricity supplied

Poor

Total Swarozgaries Assisted -SGSY, SHGs provided income generating activities, Off take by States/UTs - TPDS, Off take by States/UTs - AAY, Houses constructed - IAY, Routine Immunisation of Children, Seedlings Planted (Public and Forest Lands)

35. LAKSHADWEEP

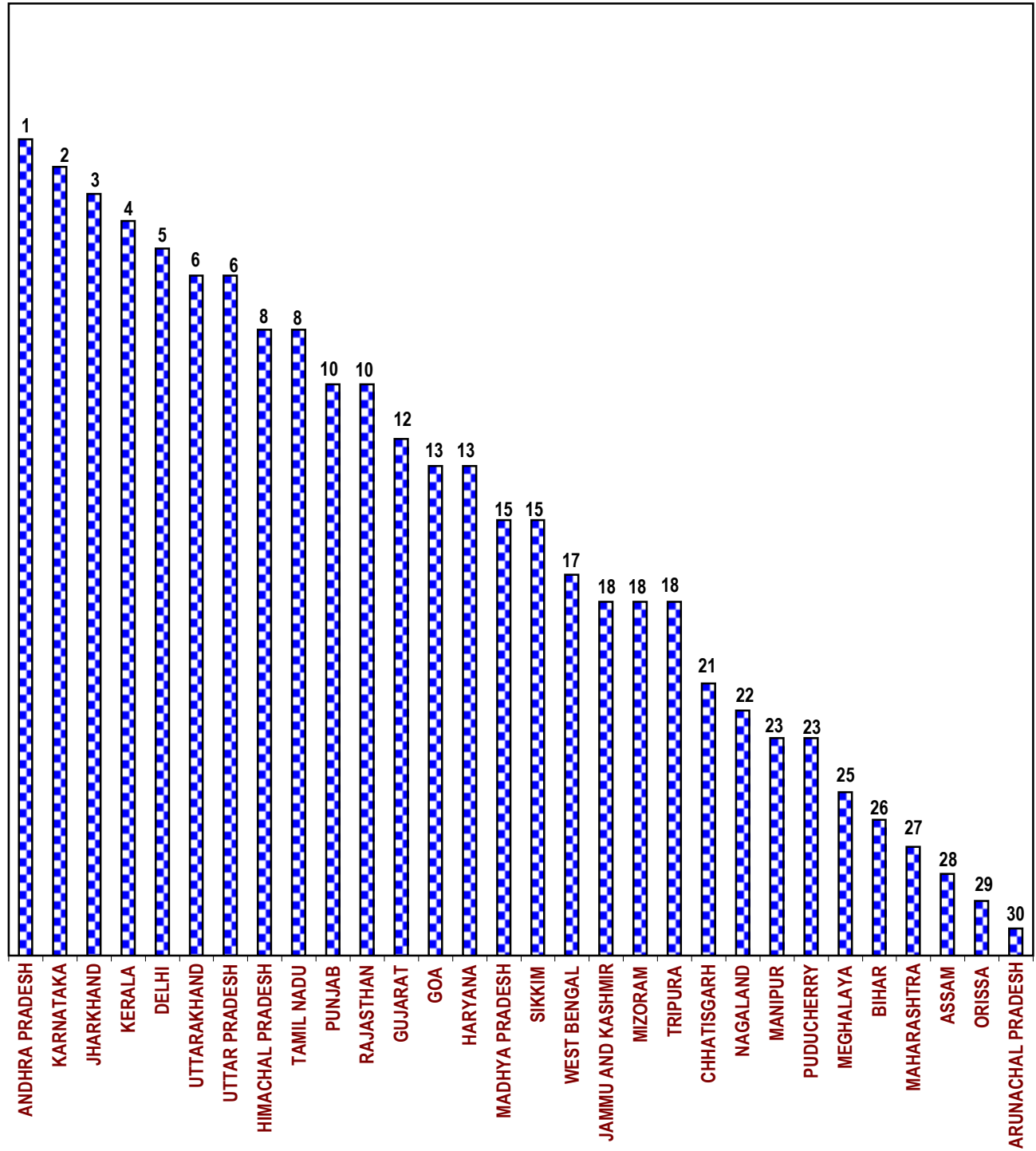
Very Good

Total Swarozgaries Assisted -SGSY, SHGs provided income generating activities, Houses constructed - IAY, ICDS Blocks Operational (Cum.), Anganwadis Functional (Cum.), Seedlings Planted (Public and Forest Lands), Electricity supplied

Poor

Off take by States/UTs -TPDS, Off take by States/UTs - AAY, Houses constructed - EWS/LIG, Habitations covered (NC and PC) - ARWSP, Routine Immunisation of Children, Urban Poor Families Assisted under Seven Point Charter, Area Covered under Plantation (Public and Forest Lands)

Ranking of States : April to October, 2007



States

Table - D

SCORE CARD AND RANKING OF STATES ACCORDING TO THEIR PERFORMANCE
During the period April to October, 2007

States	No. of Items/ Parameters	Max Score	Parameters in category				Total Marks	% Ach.	RANK
			A	B	C	D			
ANDHRA PRADESH	18	54	11	4	3	0	44	81	1
KARNATAKA	18	54	11	3	4	0	43	80	2
JHARKHAND	17	51	10	3	4	0	40	78	3
KERALA	16	48	10	1	5	0	37	77	4
DELHI	11	33	6	2	3	0	25	76	5
UTTARAKHAND	18	54	9	4	5	0	40	74	6
UTTAR PRADESH	19	57	10	4	4	1	42	74	6
HIMACHAL PRADESH	17	51	11	1	2	3	37	73	8
TAMIL NADU	17	51	10	1	5	1	37	73	8
PUNJAB	18	54	9	3	5	1	38	70	10
RAJASTHAN	19	57	8	5	6	0	40	70	10
GUJARAT	19	57	9	3	6	1	39	68	12
GOA	13	39	7	0	5	1	26	67	13
HARYANA	18	54	9	1	7	1	36	67	13
MADHYA PRADESH	18	54	8	3	5	2	35	65	15
SIKKIM	16	48	9	0	4	3	31	65	15
WEST BENGAL	18	54	6	4	8	0	34	63	17
JAMMU AND KASHMIR	15	45	7	1	5	2	28	62	18
MIZORAM	13	39	6	2	2	3	24	62	18
TRIPURA	16	48	8	1	4	3	30	62	18
CHHATISGARH	19	57	9	1	6	3	35	61	21
NAGALAND	14	42	7	0	4	3	25	60	22
MANIPUR	14	42	7	0	3	4	24	57	23
PUDUCHERRY	14	42	5	2	5	2	24	57	23
MEGHALAYA	15	45	5	1	7	2	24	53	25
BIHAR	18	54	5	1	10	2	27	50	26
MAHARASHTRA	19	57	5	1	11	2	28	49	27
ASSAM	18	54	5	2	7	4	26	48	28
ORISSA	17	51	4	0	11	2	23	45	29
ARUNACHAL PRADESH	15	45	2	0	5	8	11	24	30

NORMS FOR RANKING

The criteria for performance assessment of States is as follows:

	<u>Marks</u>
Category "A" Where the Achievement is 90% or above of the target	3
Category "B" Where the Achievement is above National Average	2
Category "C" Where the Achievement is below National Average	1
Category "D" Where their is NIL Performance	0

Note: For ranking of the states, the All-India Percent achievement is taken as the National Average.

PART - II

TWENTY POINT PROGRAMME - 2006

ITEM-WISE PERFORMANCE TABLES

Table - 1

Employment generation under the NREG Scheme

Sl. No.	State/UT Name	No. of job cards issued (Number) April,2007-October,2007	Employment generated (Number) April,2007-October,2007	Wages given (Rupees) April,2007-October,2007
(1)	(2)	(3)	(4)	(5)
1	ANDHRA PRADESH	41,85,845	8,02,11,687	8,26,72,03,002
2	ARUNACHAL PRADESH	0	0	0
3	ASSAM	10,66,523	1,40,68,000	80,70,09,000
4	BIHAR	56,37,228	3,50,33,100	3,77,24,03,000
5	CHHATISGARH	26,96,475	4,44,53,000	2,96,73,88,000
6	DELHI	0	0	0
7	GOA	0	0	0
8	GUJARAT	8,00,638	56,91,000	50,24,31,000
9	HARYANA	34,164	9,89,400	12,83,89,500
10	HIMACHAL PRADESH	2,96,685	35,02,000	2,98,13,41,000
11	JAMMU AND KASHMIR	1,96,535	24,20,400	20,85,31,000
12	JHARKHAND	13,01,876	8,13,39,923	2,89,71,14,564
13	KARNATAKA	8,61,815	1,07,39,500	79,47,23,000
14	KERALA	49,235	24,28,154	28,74,72,000
15	MADHYA PRADESH	70,28,346	11,89,57,000	73,10,55,000
16	MAHARASHTRA	28,76,170	1,02,38,000	83,14,98,000
17	MANIPUR	0	0	0
18	MEGHALAYA	1,12,973	29,43,000	26,80,02,000
19	MIZORAM	0	0	0
20	NAGALAND	28,000	13,08,000	14,57,62,000
21	ORISSA	35,07,565	1,96,71,000	1,36,05,06,000
22	PUDUCHERRY	0	0	0
23	PUNJAB	87,093	3,27,000	3,28,14,000
24	RAJASTHAN	26,95,720	9,74,55,000	5,46,65,30,000
25	SIKKIM	26,176	13,75,600	28,50,000
26	TAMIL NADU	5,96,164	4,60,83,500	3,65,44,34,400
27	TRIPURA	5,54,374	86,06,000	83,51,00,000
28	UTTARAKHAND	58,990	48,27,280	20,57,54,000
29	UTTAR PRADESH	37,91,452	3,86,31,295	3,98,45,60,209
30	WEST BENGAL	26,30,210	3,94,05,000	3,78,25,15,000
31	ANDAMAN AND NICOBAR ISLANDS	0	0	0
32	CHANDIGARH	0	0	0
33	DADRA AND NAGAR HAVELI	0	0	0
34	DAMAN AND DIU	0	0	0
35	LAKSHADWEEP	0	0	0
Grand Total		4,11,20,252	67,07,03,839	44,91,53,85,675

Swaranjayanti Gram Swarozgar Yojana

Total Swarozgaries Assisted

% Achievement of Target

During April to October, 2007

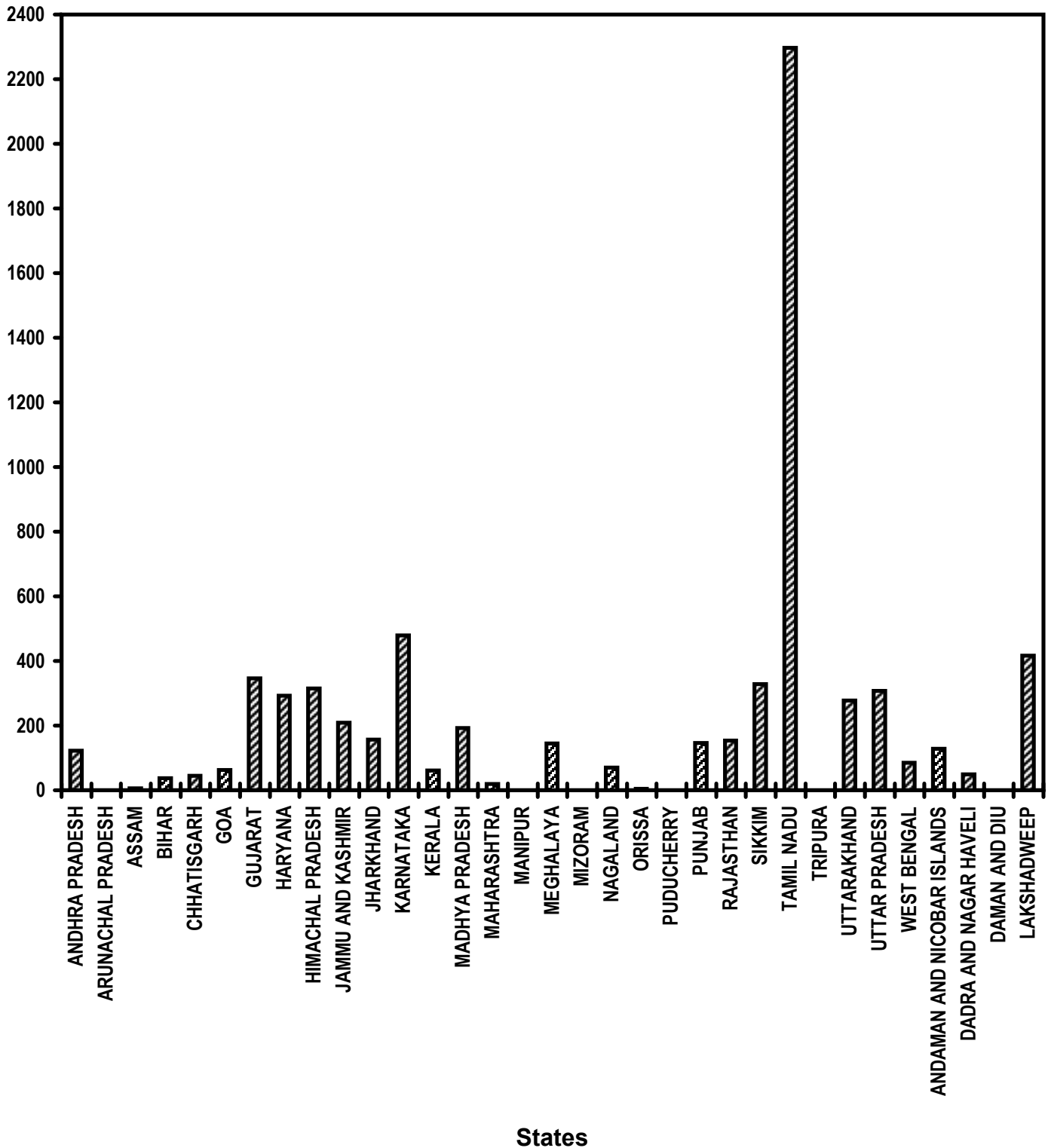


Table - 2

**Swaranjayanti Gram Swarojgar Yojana
Total Swarozgaries Assisted
(Unit: Number)**

Sl. No.	State/UT Name	Target		Achievement	Percent
		2007-2008	April,2007- October,2007	April,2007- October,2007	Achievement April,2007- October,2007
(1)	(2)	(3)	(4)	(5)	(5)/(4)
1	ANDHRA PRADESH	15,430	8,995	11,018	122
2	ARUNACHAL PRADESH	856	497	0	0
3	ASSAM	22,254	12,978	758	6
4	BIHAR	36,707	21,413	8,045	38
5	CHHATISGARH	8,152	4,753	2,162	45
6	GOA	129	70	44	63
7	GUJARAT	5,808	3,388	11,729	346
8	HARYANA	3,417	1,988	5,804	292
9	HIMACHAL PRADESH	1,439	840	2,644	315
10	JAMMU AND KASHMIR	1,781	1,036	2,165	209
11	JHARKHAND	13,840	8,071	12,634	157
12	KARNATAKA	11,652	6,797	32,525	479
13	KERALA	5,228	3,045	1,872	61
14	MADHYA PRADESH	17,470	10,192	19,565	192
15	MAHARASHTRA	23,033	13,433	2,602	19
16	MANIPUR	1,492	868	0	0
17	MEGHALAYA	1,671	973	1,415	145
18	MIZORAM	387	224	0	0
19	NAGALAND	1,147	665	466	70
20	ORISSA	17,649	10,297	423	4
21	PUDUCHERRY	193	112	0	0
22	PUNJAB	1,661	966	1,424	147
23	RAJASTHAN	8,848	5,159	7,966	154
24	SIKKIM	428	245	806	329
25	TAMIL NADU	13,644	7,959	1,82,856	2,297
26	TRIPURA	2,694	1,568	0	0
27	UTTARAKHAND	2,782	1,624	4,511	278
28	UTTAR PRADESH	52,846	30,828	94,727	307
29	WEST BENGAL	19,613	11,438	9,773	85
30	ANDAMAN AND NICOBAR ISLANDS	32	18	23	128
31	DADRA AND NAGAR HAVELI	32	18	9	50
32	DAMAN AND DIU	32	18	0	0
33	LAKSHADWEEP	32	18	75	417
Grand Total		2,92,379	1,70,494	4,18,041	245

Very Good:(90% or above of targets)

ANDHRA PRADESH, GUJARAT, HARYANA, HIMACHAL PRADESH, JAMMU AND KASHMIR, JHARKHAND, KARNATAKA, MADHYA PRADESH, MEGHALAYA, PUNJAB, RAJASTHAN, SIKKIM, TAMIL NADU, UTTARAKHAND, UTTAR PRADESH, ANDAMAN AND NICOBAR ISLANDS, LAKSHADWEEP

Good:(Between 80% to 90% targets)

WEST BENGAL

Poor:(Below 80% of targets)

ARUNACHAL PRADESH, ASSAM, BIHAR, CHHATISGARH, GOA, KERALA, MAHARASHTRA, MANIPUR, MIZORAM, NAGALAND, ORISSA, PUDUCHERRY, TRIPURA, DADRA AND NAGAR HAVELI, DAMAN AND DIU

Table - 3

Sampoorna Grameen Rojgar Yojana
(Unit: Number of Mandays)

Sl. No.	State/UT Name	Total Employment Generated (Number of Mandays) April,2007- October,2007
(1)	(2)	(3)
1	ANDHRA PRADESH	90,33,517
2	ARUNACHAL PRADESH	0
3	ASSAM	73,07,000
4	BIHAR	0
5	CHHATISGARH	8,26,000
6	DELHI	0
7	GOA	6
8	GUJARAT	46,17,000
9	HARYANA	23,72,600
10	HIMACHAL PRADESH	6,43,000
11	JAMMU AND KASHMIR	4,35,800
12	JHARKHAND	42,76,600
13	KARNATAKA	72,69,000
14	KERALA	29,44,000
15	MADHYA PRADESH	94,78,000
16	MAHARASHTRA	1,10,69,000
17	MANIPUR	13,67,000
18	MEGHALAYA	11,53,000
19	MIZORAM	0
20	NAGALAND	22,75,000
21	ORISSA	27,56,000
22	PUDUCHERRY	39,100
23	PUNJAB	18,53,000
24	RAJASTHAN	61,36,000
25	SIKKIM	1,88,000
26	TAMIL NADU	1,39,73,100
27	TRIPURA	13,72,000
28	UTTARAKHAND	30,44,200
29	UTTAR PRADESH	2,42,35,120
30	WEST BENGAL	78,71,000
31	ANDAMAN AND NICOBAR ISLANDS	5,669
32	CHANDIGARH	0
33	DADRA AND NAGAR HAVELI	0
34	DAMAN AND DIU	0
35	LAKSHADWEEP	86,000
Grand Total		12,66,25,712

Table - 4(A)

Self Help Groups (SHG)
(Unit: Number)

Sl. No.	State/UT Name	Formed under SGSY (Number) April,2007- October,2007
(1)	(2)	(3)
1	ANDHRA PRADESH	47,437
2	ARUNACHAL PRADESH	0
3	ASSAM	5,509
4	BIHAR	4,246
5	CHHATISGARH	1,352
6	DELHI	0
7	GOA	53
8	GUJARAT	3,802
9	HARYANA	1,005
10	HIMACHAL PRADESH	411
11	JAMMU AND KASHMIR	404
12	JHARKHAND	3,036
13	KARNATAKA	4,445
14	KERALA	1,125
15	MADHYA PRADESH	1,698
16	MAHARASHTRA	13,858
17	MANIPUR	0
18	MEGHALAYA	671
19	MIZORAM	0
20	NAGALAND	334
21	ORISSA	10,277
22	PUDUCHERRY	0
23	PUNJAB	465
24	RAJASTHAN	3,782
25	SIKKIM	245
26	TAMIL NADU	11,279
27	TRIPURA	1,041
28	UTTARAKHAND	218
29	UTTAR PRADESH	18,663
30	WEST BENGAL	21,569
31	ANDAMAN AND NICOBAR ISLANDS	28
32	CHANDIGARH	0
33	DADRA AND NAGAR HAVELI	0
34	DAMAN AND DIU	0
35	LAKSHADWEEP	0
Grand Total		1,56,953

Self Help Groups (SHG)

To whom income generating activities provided

% Achievement of Target
During April to October, 2007

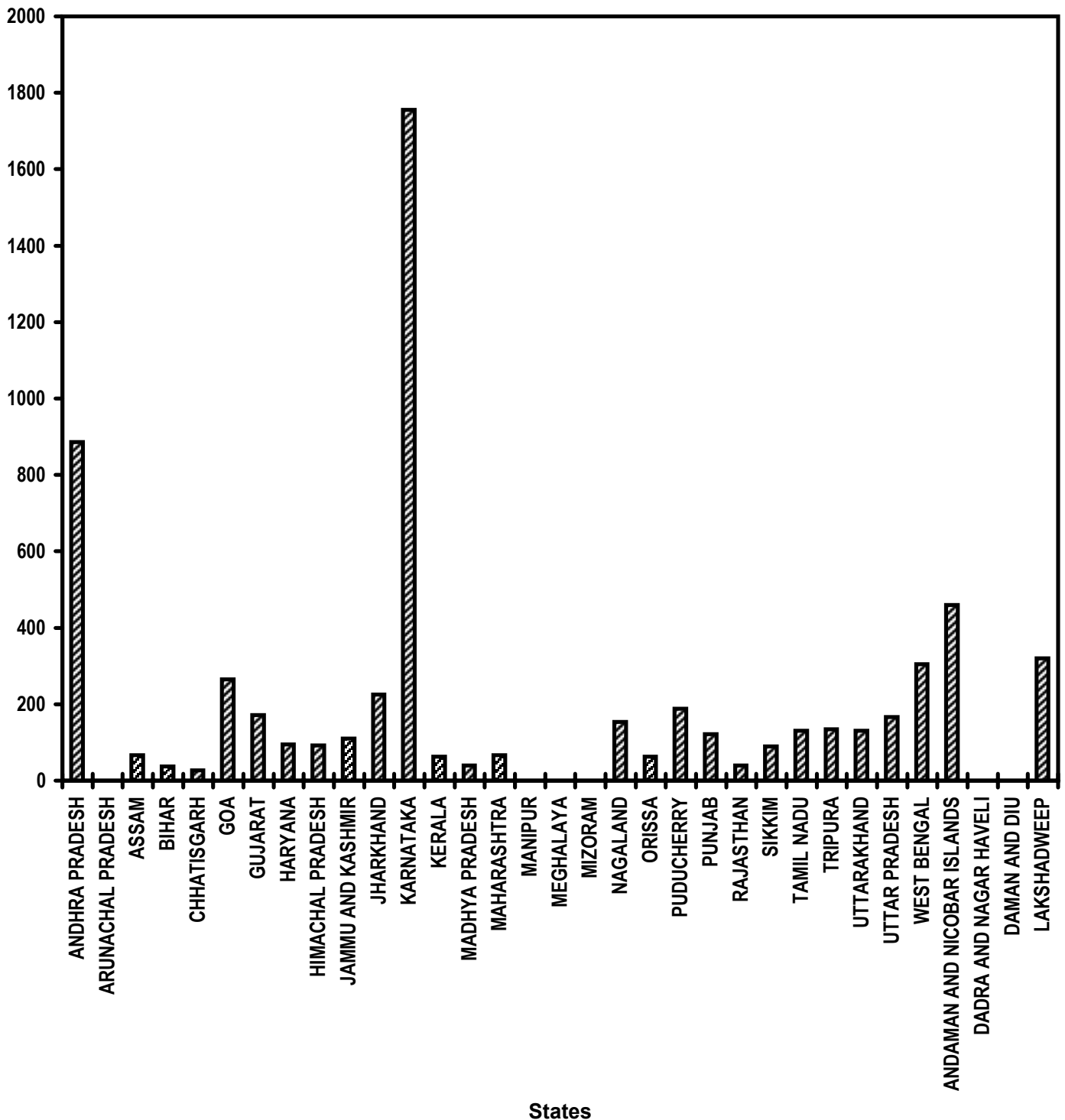


Table - 4(B)

Self Help Groups (SHG)
To whom income generating activities provided
(Unit: Number)

Sl. No.	State/UT Name	Target		Achievement	Percent
		2007-2008	April,2007- October,2007	April,2007- October,2007	Achievement April,2007- October,2007
(1)	(2)	(3)	(4)	(5)	(5)/(4)
1	ANDHRA PRADESH	5,596	2,517	22,304	886
2	ARUNACHAL PRADESH	311	140	0	0
3	ASSAM	8,071	3,632	2,419	67
4	BIHAR	13,313	5,991	2,206	37
5	CHHATISGARH	2,956	1,329	362	27
6	GOA	47	20	53	265
7	GUJARAT	2,106	947	1,617	171
8	HARYANA	1,239	558	528	95
9	HIMACHAL PRADESH	522	234	216	92
10	JAMMU AND KASHMIR	646	290	319	110
11	JHARKHAND	5,019	2,259	5,091	225
12	KARNATAKA	4,226	1,901	33,382	1,756
13	KERALA	1,896	852	534	63
14	MADHYA PRADESH	6,336	2,850	1,135	40
15	MAHARASHTRA	8,353	3,759	2,512	67
16	MANIPUR	541	243	0	0
17	MEGHALAYA	606	272	0	0
18	MIZORAM	140	63	0	0
19	NAGALAND	416	186	287	154
20	ORISSA	6,401	2,880	1,815	63
21	PUDUCHERRY	70	32	60	188
22	PUNJAB	602	270	328	121
23	RAJASTHAN	3,209	1,444	573	40
24	SIKKIM	155	69	62	90
25	TAMIL NADU	4,948	2,226	2,917	131
26	TRIPURA	977	439	591	135
27	UTTARAKHAND	1,009	454	589	130
28	UTTAR PRADESH	19,165	8,624	14,437	167
29	WEST BENGAL	7,113	3,201	9,768	305
30	ANDAMAN AND NICOBAR ISLANDS	12	5	23	460
31	DADRA AND NAGAR HAVELI	12	7	0	0
32	DAMAN AND DIU	12	5	0	0
33	LAKSHADWEEP	12	5	16	320
Grand Total		1,06,037	47,704	1,04,144	218

Very Good:(90% or above of targets)

ANDHRA PRADESH, GOA, GUJARAT, HARYANA, HIMACHAL PRADESH, JAMMU AND KASHMIR, JHARKHAND, KARNATAKA, NAGALAND, PUDUCHERRY, PUNJAB, SIKKIM, TAMIL NADU, TRIPURA, UTTARAKHAND, UTTAR PRADESH, WEST BENGAL, ANDAMAN AND NICOBAR ISLANDS, LAKSHADWEEP

Poor:(Below 80% of targets)

ARUNACHAL PRADESH, ASSAM, BIHAR, CHHATISGARH, KERALA, MADHYA PRADESH, MAHARASHTRA, MANIPUR, MEGHALAYA, MIZORAM, ORISSA, RAJASTHAN, DADRA AND NAGAR HAVELI, DAMAN AND DIU

Table - 5

Distribution of waste land to the landless
Total Land Distributed
(Unit: Hectare)

Sl. No.	State/UT Name	Target		Achievement	Percent
		2007-2008	April,2007- October,2007	April,2007- October,2007	Achievement April,2007- October,2007
(1)	(2)	(3)	(4)	(5)	(5)/(4)
1	ANDHRA PRADESH	-	-	1,954	-
2	ARUNACHAL PRADESH	-	-	0	-
3	ASSAM	-	-	284	-
4	BIHAR	-	-	206	-
5	CHHATISGARH	-	-	9,687	-
6	DELHI	-	-	0	-
7	GOA	-	-	0	-
8	GUJARAT	-	-	2,267	-
9	HARYANA	-	-	0	-
10	HIMACHAL PRADESH	-	-	0	-
11	JAMMU AND KASHMIR	-	-	0	-
12	JHARKHAND	-	-	10,716	-
13	KARNATAKA	-	-	0	-
14	KERALA	-	-	2,161	-
15	MADHYA PRADESH	-	-	0	-
16	MAHARASHTRA	-	-	1,72,059	-
17	MANIPUR	-	-	0	-
18	MEGHALAYA	-	-	0	-
19	MIZORAM	-	-	0	-
20	NAGALAND	-	-	0	-
21	ORISSA	-	-	0	-
22	PUDUCHERRY	-	-	5	-
23	PUNJAB	-	-	0	-
24	RAJASTHAN	-	-	0	-
25	SIKKIM	-	-	0	-
26	TAMIL NADU	-	-	22,903	-
27	TRIPURA	-	-	0	-
28	UTTARAKHAND	-	-	13	-
29	UTTAR PRADESH	-	-	5,314	-
30	WEST BENGAL	-	-	0	-
31	ANDAMAN AND NICOBAR ISLANDS	-	-	0	-
32	CHANDIGARH	-	-	0	-
33	DADRA AND NAGAR HAVELI	-	-	0	-
34	DAMAN AND DIU	-	-	0	-
35	LAKSHADWEEP	-	-	0	-
<i>Grand Total</i>		-	-	2,27,569	-

Table - 6(A)

Minimum Wages Enforcement (including Farm Labour)

Sl. No.	State/UT Name	Agriculture and Farm Workers: Inspections made (Number) April,2007-October,2007	Agriculture and Farm Workers: Irregularities detected (Number) April,2007-October,2007	Agriculture and Farm Workers: Irregularities rectified (Number) April,2007-October,2007
(1)	(2)	(3)	(4)	(5)
1	ANDHRA PRADESH	0	0	0
2	ARUNACHAL PRADESH	0	0	0
3	ASSAM	0	0	0
4	BIHAR	67,696	10,772	10,688
5	CHHATISGARH	0	0	0
6	DELHI	0	0	0
7	GOA	0	0	0
8	GUJARAT	59,286	9,974	9,476
9	HARYANA	0	0	0
10	HIMACHAL PRADESH	0	0	0
11	JAMMU AND KASHMIR	0	0	0
12	JHARKHAND	0	0	0
13	KARNATAKA	0	0	0
14	KERALA	1	3	3
15	MADHYA PRADESH	0	0	0
16	MAHARASHTRA	0	0	0
17	MANIPUR	0	0	0
18	MEGHALAYA	50	0	0
19	MIZORAM	0	0	0
20	NAGALAND	0	0	0
21	ORISSA	5,028	4,519	3,250
22	PUDUCHERRY	150	0	0
23	PUNJAB	700	6	6
24	RAJASTHAN	454	2	2
25	SIKKIM	0	0	0
26	TAMIL NADU	0	0	0
27	TRIPURA	17	0	0
28	UTTARAKHAND	382	22	21
29	UTTAR PRADESH	6,466	1,168	0
30	WEST BENGAL	1,609	723	710
31	ANDAMAN AND NICOBAR ISLANDS	0	0	0
32	CHANDIGARH	0	0	0
33	DADRA AND NAGAR HAVELI	0	0	0
34	DAMAN AND DIU	0	0	0
35	LAKSHADWEEP	0	0	0
Grand Total		1,41,839	27,189	24,156

Table - 6(B)

Minimum Wages Enforcement (including Farm Labour)
(Unit: Number)

Sl. No.	State/UT Name	Agriculture and Farm Workers:	Agriculture and Farm Workers:
		Claims filed (Number)	Claims settled (Number)
(1)	(2)	April,2007-October,2007	April,2007-October,2007
(1)	(2)	(3)	(4)
1	ANDHRA PRADESH	0	0
2	ARUNACHAL PRADESH	0	0
3	ASSAM	0	0
4	BIHAR	3,709	3,395
5	CHHATISGARH	0	0
6	DELHI	0	0
7	GOA	0	0
8	GUJARAT	0	74
9	HARYANA	14	11
10	HIMACHAL PRADESH	0	0
11	JAMMU AND KASHMIR	0	0
12	JHARKHAND	0	0
13	KARNATAKA	0	0
14	KERALA	0	0
15	MADHYA PRADESH	0	0
16	MAHARASHTRA	0	0
17	MANIPUR	0	0
18	MEGHALAYA	0	0
19	MIZORAM	0	0
20	NAGALAND	0	0
21	ORISSA	1	0
22	PUDUCHERRY	0	0
23	PUNJAB	0	0
24	RAJASTHAN	8	0
25	SIKKIM	0	0
26	TAMIL NADU	0	0
27	TRIPURA	0	0
28	UTTARAKHAND	0	0
29	UTTAR PRADESH	0	0
30	WEST BENGAL	0	0
31	ANDAMAN AND NICOBAR ISLANDS	0	0
32	CHANDIGARH	0	0
33	DADRA AND NAGAR HAVELI	0	0
34	DAMAN AND DIU	0	0
35	LAKSHADWEEP	0	0
Grand Total		3,732	3,480

Table - 6(C)

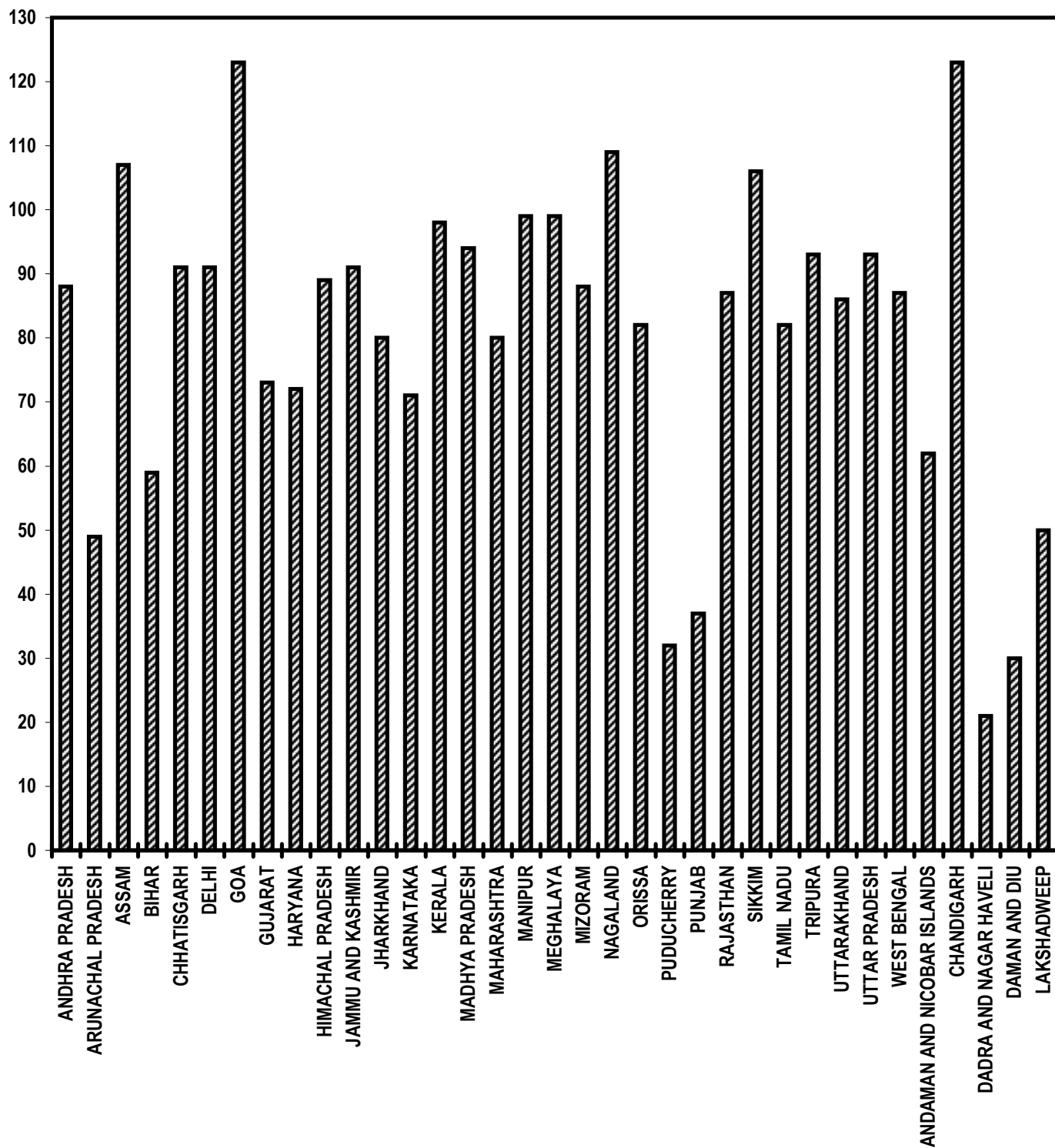
Minimum Wages Enforcement (including Farm Labour)

Sl. No.	State/UT Name	Agriculture and Farm Workers: Prosecution cases Pending (Number) April,2007-October,2007	Agriculture and Farm Workers: Prosecution cases filed (Number) April,2007-October,2007	Agriculture and Farm Workers: Prosecution cases decided (Number) April,2007-October,2007
		(3)	(4)	(5)
1	ANDHRA PRADESH	0	0	0
2	ARUNACHAL PRADESH	0	0	0
3	ASSAM	0	0	0
4	BIHAR	2,602	23	8
5	CHHATISGARH	0	0	0
6	DELHI	0	0	0
7	GOA	0	0	87
8	GUJARAT	10,833	101	273
9	HARYANA	104	0	0
10	HIMACHAL PRADESH	0	0	0
11	JAMMU AND KASHMIR	0	0	0
12	JHARKHAND	0	0	0
13	KARNATAKA	0	0	0
14	KERALA	0	0	0
15	MADHYA PRADESH	0	0	0
16	MAHARASHTRA	0	0	0
17	MANIPUR	0	0	0
18	MEGHALAYA	0	0	0
19	MIZORAM	0	0	0
20	NAGALAND	0	0	0
21	ORISSA	740	0	0
22	PUDUCHERRY	0	0	0
23	PUNJAB	0	0	0
24	RAJASTHAN	0	0	0
25	SIKKIM	0	0	0
26	TAMIL NADU	0	0	0
27	TRIPURA	0	0	0
28	UTTARAKHAND	20	1	0
29	UTTAR PRADESH	313	0	0
30	WEST BENGAL	955	0	0
31	ANDAMAN AND NICOBAR ISLANDS	0	0	0
32	CHANDIGARH	0	0	0
33	DADRA AND NAGAR HAVELI	0	0	0
34	DAMAN AND DIU	0	0	0
35	LAKSHADWEEP	0	0	0
Grand Total		15,567	125	368

Food security (Targeted Public Distribution system)

Off take

% Achievement of Target
During April to October, 2007



States

Table - 7(A)

Food security (Targeted Public Distribution system)

Sl. No.	State/UT Name	Allocation of Food Grains		Percentage of offtake w.r.t. Allocation of Food Grains
		(Tonnes) April,2007-October,2007	Off take April,2007-October,2007	
(1)	(2)	(3)	(4)	(5)
1	ANDHRA PRADESH	22,71,288	19,94,990	88
2	ARUNACHAL PRADESH	61,438	30,328	49
3	ASSAM	7,61,780	8,16,946	107
4	BIHAR	16,18,780	9,49,982	59
5	CHHATISGARH	4,86,360	4,41,989	91
6	DELHI	4,08,618	3,70,075	91
7	GOA	14,655	17,979	123
8	GUJARAT	6,80,202	4,98,592	73
9	HARYANA	2,54,399	1,82,865	72
10	HIMACHAL PRADESH	2,81,186	2,50,828	89
11	JAMMU AND KASHMIR	4,71,469	4,28,265	91
12	JHARKHAND	6,15,892	4,90,384	80
13	KARNATAKA	15,68,884	11,17,124	71
14	KERALA	6,54,465	6,44,646	98
15	MADHYA PRADESH	10,88,701	10,18,273	94
16	MAHARASHTRA	17,17,222	13,76,481	80
17	MANIPUR	59,652	58,956	99
18	MEGHALAYA	76,997	76,099	99
19	MIZORAM	47,791	42,051	88
20	NAGALAND	75,226	82,259	109
21	ORISSA	11,02,886	9,09,335	82
22	PUDUCHERRY	38,672	12,232	32
23	PUNJAB	1,47,482	53,871	37
24	RAJASTHAN	7,46,308	6,52,971	87
25	SIKKIM	26,973	28,725	106
26	TAMIL NADU	28,34,535	23,34,827	82
27	TRIPURA	1,47,044	1,37,215	93
28	UTTARAKHAND	2,08,612	1,79,058	86
29	UTTAR PRADESH	26,61,232	24,84,147	93
30	WEST BENGAL	16,86,084	14,70,002	87
31	ANDAMAN AND NICOBAR ISLANDS	17,592	10,955	62
32	CHANDIGARH	2,533	3,119	123
33	DADRA AND NAGAR HAVELI	6,831	1,447	21
34	DAMAN AND DIU	1,700	514	30
35	LAKSHADWEEP	2,917	1,445	50
Grand Total		2,28,46,406	1,91,68,975	84

Very Good:(90% or above of targets)

ASSAM, CHHATISGARH, DELHI, GOA, JAMMU AND KASHMIR, KERALA, MADHYA PRADESH, MANIPUR, MEGHALAYA, NAGALAND, SIKKIM, TRIPURA, UTTAR PRADESH, CHANDIGARH

Good:(Between 80% to 90% targets)

ANDHRA PRADESH, HIMACHAL PRADESH, JHARKHAND, MAHARASHTRA, MIZORAM, ORISSA, RAJASTHAN, TAMIL NADU, UTTARAKHAND, WEST BENGAL

Poor:(Below 80% of targets)

ARUNACHAL PRADESH, BIHAR, GUJARAT, HARYANA, KARNATAKA, PUDUCHERRY, PUNJAB, ANDAMAN AND NICOBAR ISLANDS, DADRA AND NAGAR HAVELI, DAMAN

Food security(Antodaya Anna Yojana)

Off take

% Achievement of Target
During April to October, 2007

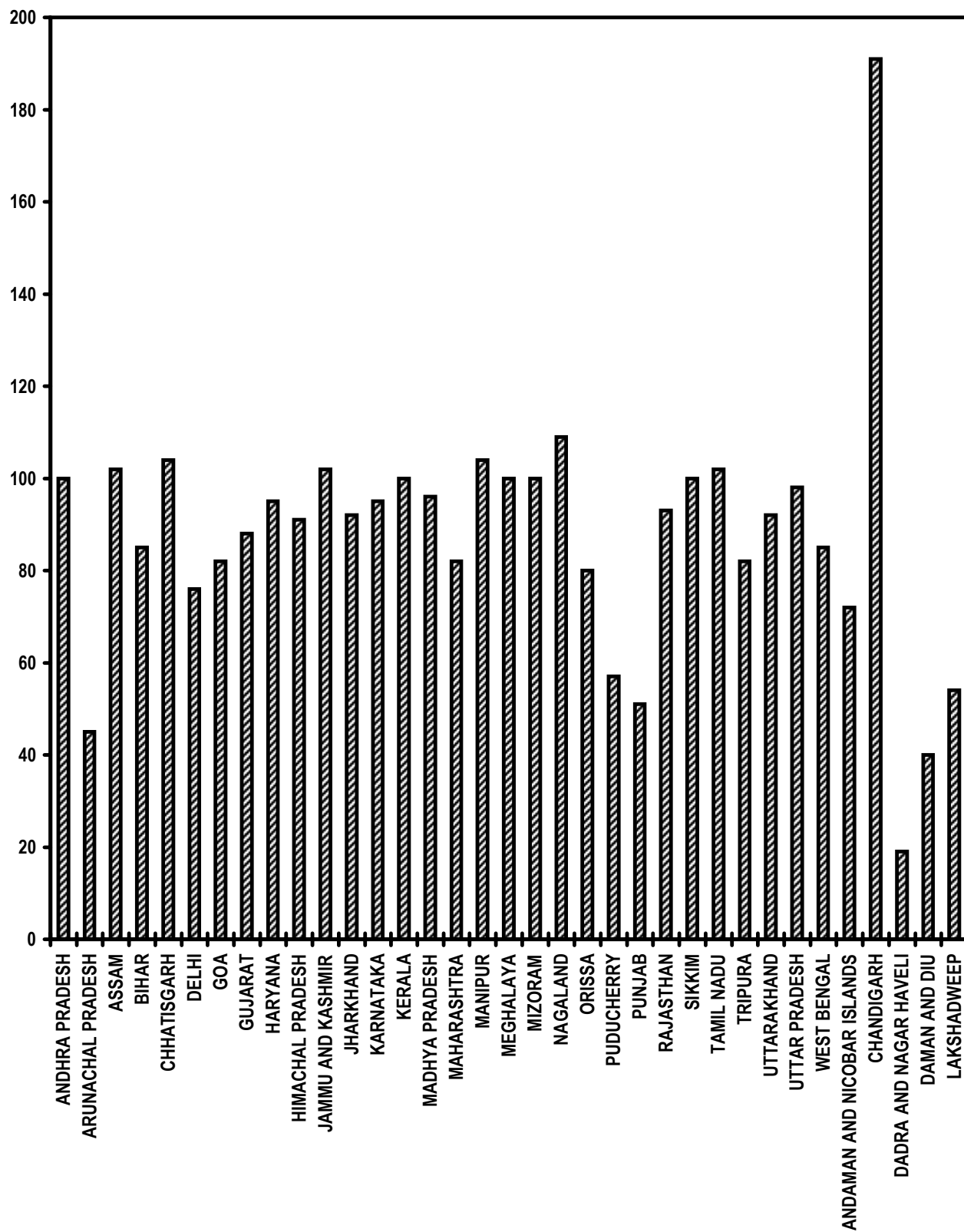


Table - 7(B)

Food Security (Antodaya Anna Yojana)

Sl. No.	State/UT Name	Allocation of Food Grains		Percentage of offtake w.r.t. Allocation of Food Grains
		(Tonnes) April,2007-October,2007	Off take April,2007-October,2007	
(1)	(2)	(3)	(4)	(5)
1	ANDHRA PRADESH	3,81,668	3,81,673	100
2	ARUNACHAL PRADESH	9,317	4,206	45
3	ASSAM	1,72,241	1,76,278	102
4	BIHAR	5,94,993	5,05,232	85
5	CHHATISGARH	1,76,124	1,83,943	104
6	DELHI	19,621	14,822	76
7	GOA	3,563	2,918	82
8	GUJARAT	1,98,380	1,75,153	88
9	HARYANA	71,645	68,026	95
10	HIMACHAL PRADESH	48,265	44,045	91
11	JAMMU AND KASHMIR	62,643	63,902	102
12	JHARKHAND	1,91,451	1,76,319	92
13	KARNATAKA	2,93,937	2,80,499	95
14	KERALA	1,45,985	1,45,999	100
15	MADHYA PRADESH	3,86,887	3,71,712	96
16	MAHARASHTRA	5,90,471	4,83,746	82
17	MANIPUR	12,355	12,857	104
18	MEGHALAYA	17,199	17,203	100
19	MIZORAM	6,370	6,370	100
20	NAGALAND	11,648	12,737	109
21	ORISSA	3,09,820	2,48,425	80
22	PUDUCHERRY	7,903	4,477	57
23	PUNJAB	34,013	17,301	51
24	RAJASTHAN	2,28,368	2,12,159	93
25	SIKKIM	4,046	4,050	100
26	TAMIL NADU	4,56,834	4,63,930	102
27	TRIPURA	26,138	21,549	82
28	UTTARAKHAND	37,051	34,118	92
29	UTTAR PRADESH	10,03,030	9,82,159	98
30	WEST BENGAL	3,62,649	3,09,650	85
31	ANDAMAN AND NICOBAR ISLANDS	1,050	757	72
32	CHANDIGARH	518	991	191
33	DADRA AND NAGAR HAVELI	1,281	243	19
34	DAMAN AND DIU	371	147	40
35	LAKSHADWEEP	259	140	54
Grand Total		58,68,094	54,27,736	92

Very Good:(90% or above of targets)

ANDHRA PRADESH, ASSAM, CHHATISGARH, HARYANA, HIMACHAL PRADESH, JAMMU AND KASHMIR, JHARKHAND, KARNATAKA, KERALA, MADHYA PRADESH, MANIPUR, MEGHALAYA, MIZORAM, NAGALAND, RAJASTHAN, SIKKIM, TAMIL NADU, UTTARAKHAND, UTTAR PRADESH, CHANDIGARH

Good:(Between 80% to 90% targets)

BIHAR, GOA, GUJARAT, MAHARASHTRA, ORISSA, TRIPURA, WEST BENGAL

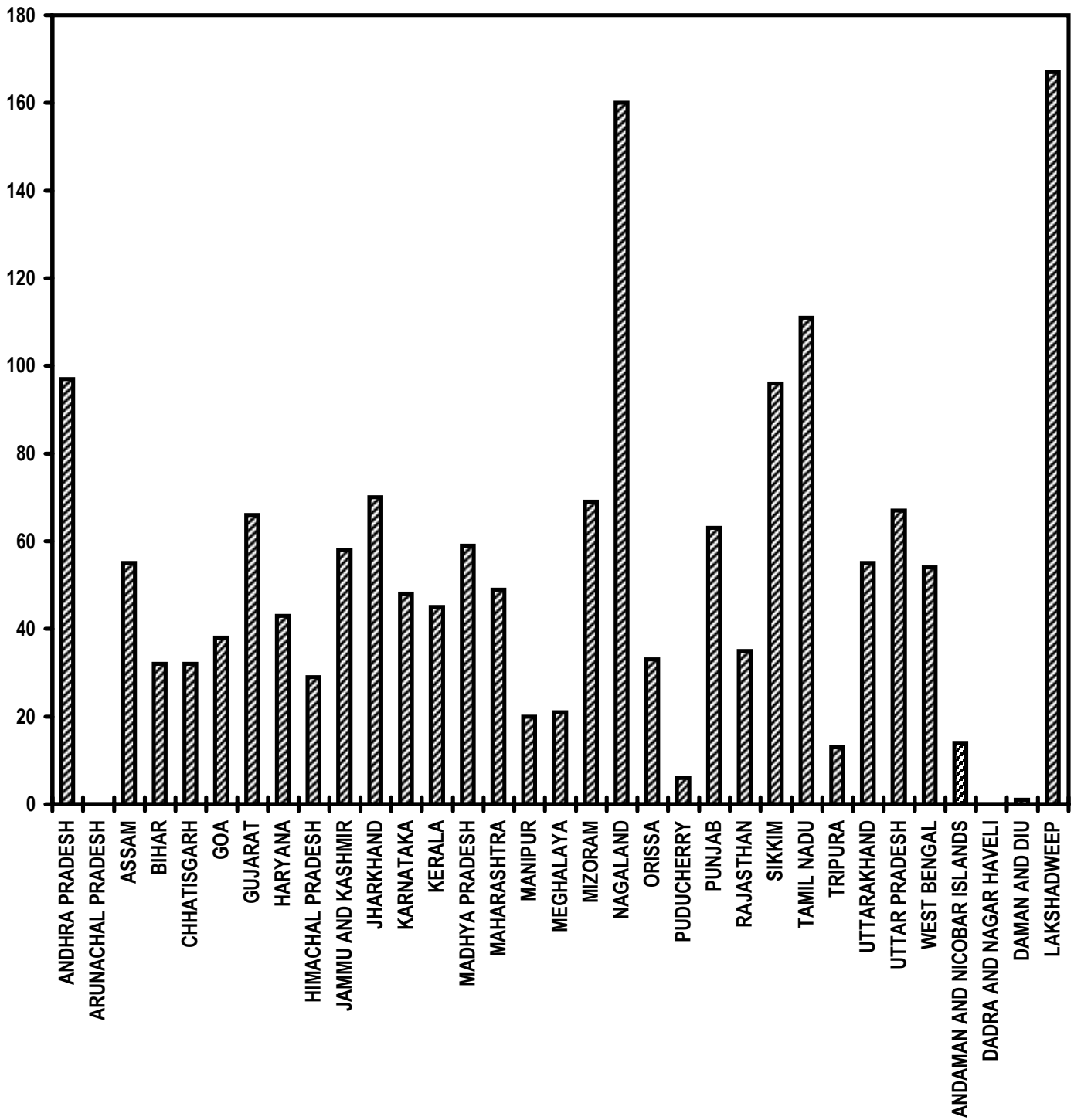
Poor:(Below 80% of targets)

ARUNACHAL PRADESH, DELHI, PUDUCHERRY, PUNJAB, ANDAMAN AND NICOBAR ISLANDS, DADRA AND NAGAR HAVELI, DAMAN AND DIU, LAKSHADWEEP

Rural Housing - Indira Awaas Yojana

Houses constructed

% Achievement of Target
During April to October, 2007



States

Table - 8

Rural Housing - Indira Awaas Yojana
Houses constructed
(Unit: Number)

Sl. No.	State/UT Name	Target		Achievement April,2007- October,2007	Percent Achievement April,2007- October,2007
		2007-2008	April,2007- October,2007		
(1)	(2)	(3)	(4)	(5)	(5)/(4)
1	ANDHRA PRADESH	1,92,148	1,12,084	1,08,394	97
2	ARUNACHAL PRADESH	6,765	3,948	0	0
3	ASSAM	1,49,593	87,262	48,075	55
4	BIHAR	5,67,171	3,30,848	1,06,266	32
5	CHHATISGARH	29,714	17,332	5,490	32
6	GOA	1,183	686	260	38
7	GUJARAT	94,234	54,971	36,129	66
8	HARYANA	13,231	7,714	3,345	43
9	HIMACHAL PRADESH	4,242	2,471	712	29
10	JAMMU AND KASHMIR	13,177	7,686	4,453	58
11	JHARKHAND	50,589	29,512	20,789	70
12	KARNATAKA	74,029	43,183	20,600	48
13	KERALA	41,167	24,010	10,793	45
14	MADHYA PRADESH	59,096	34,475	20,431	59
15	MAHARASHTRA	1,15,879	67,592	32,957	49
16	MANIPUR	5,872	3,423	700	20
17	MEGHALAYA	10,228	5,964	1,278	21
18	MIZORAM	2,180	1,267	880	69
19	NAGALAND	6,768	3,948	6,321	160
20	ORISSA	1,11,431	65,002	21,525	33
21	PUDUCHERRY	910	532	33	6
22	PUNJAB	16,362	9,541	5,996	63
23	RAJASTHAN	47,354	27,622	9,792	35
24	SIKKIM	1,294	756	724	96
25	TAMIL NADU	76,932	44,877	50,003	111
26	TRIPURA	13,178	7,686	972	13
27	UTTARAKHAND	11,611	6,769	3,716	55
28	UTTAR PRADESH	2,54,750	1,48,603	99,598	67
29	WEST BENGAL	1,53,709	89,663	48,207	54
30	ANDAMAN AND NICOBAR ISLANDS	1,828	1,064	150	14
31	DADRA AND NAGAR HAVELI	305	175	0	0
32	DAMAN AND DIU	136	77	1	1
33	LAKSHADWEEP	118	70	117	167
Grand Total		21,27,184	12,40,813	6,68,707	54

Very Good:(90% or above of targets)

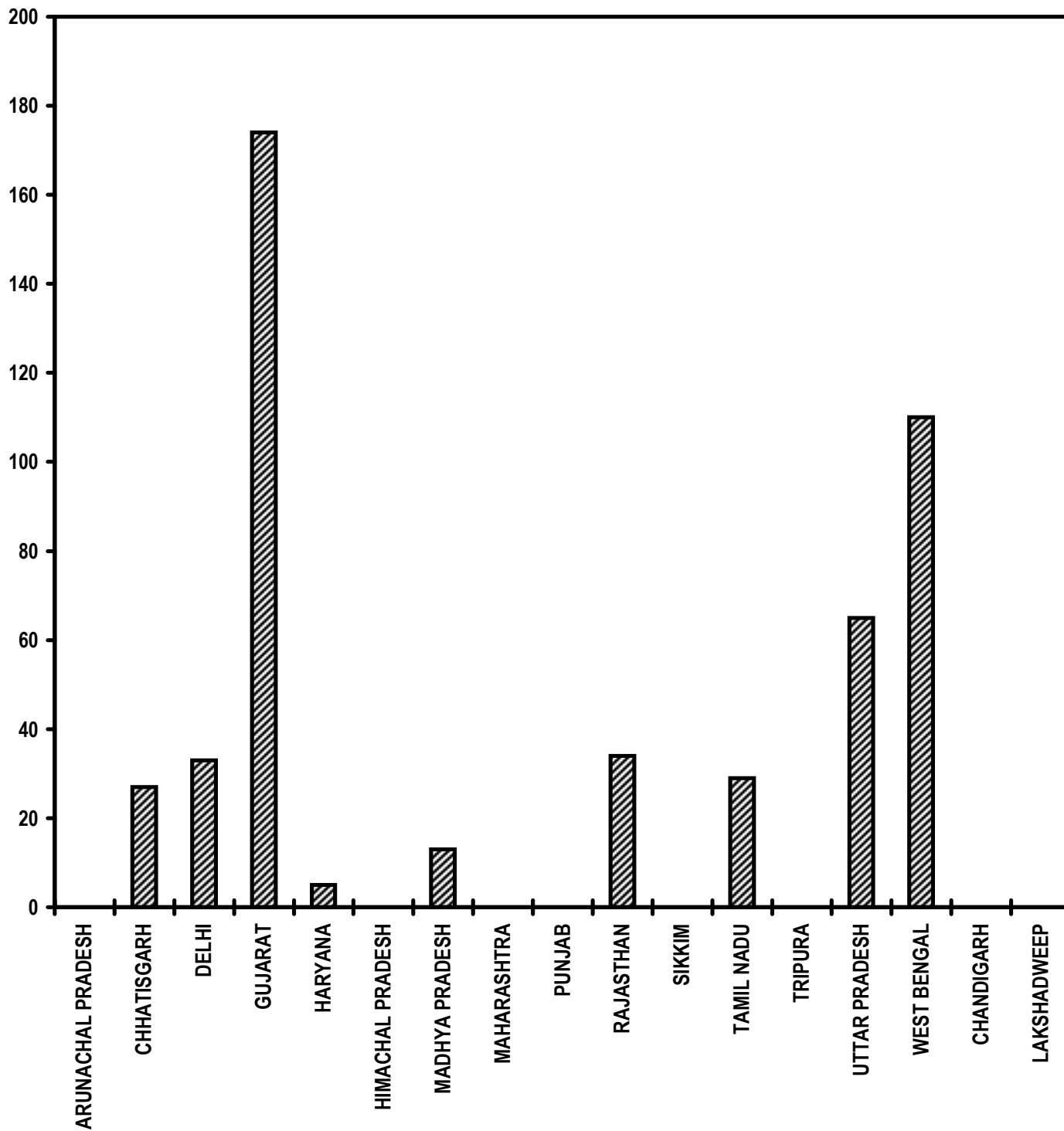
ANDHRA PRADESH, NAGALAND, SIKKIM, TAMIL NADU, LAKSHADWEEP

Poor:(Below 80% of targets)

ARUNACHAL PRADESH, ASSAM, BIHAR, CHHATISGARH, GOA, GUJARAT, HARYANA, HIMACHAL PRADESH, JAMMU AND KASHMIR, JHARKHAND, KARNATAKA, KERALA, MADHYA PRADESH, MAHARASHTRA, MANIPUR, MEGHALAYA, MIZORAM, ORISSA, PUDUCHERRY, PUNJAB, RAJASTHAN, TRIPURA, UTTARAKHAND, UTTAR PRADESH, WEST BENGAL, ANDAMAN AND NICOBAR ISLANDS, DADRA AND NAGAR HAVELI, DAMAN AND DIU

EWS/LIG Houses in Urban Areas

Houses constructed
% Achievement of Target
During April to October, 2007



States

Table - 9

EWS/LIG Houses in Urban Areas
Houses constructed
(Unit: Number)

Sl. No.	State/UT Name	Target		Achievement	Percent
		2007-2008	April,2007- October,2007	April,2007- October,2007	Achievement April,2007- October,2007
(1)	(2)	(3)	(4)	(5)	(5)/(4)
1	ARUNACHAL PRADESH	3,277	1,911	0	0
2	CHHATISGARH	11,500	6,706	1,795	27
3	DELHI	26,486	15,449	5,050	33
4	GUJARAT	500	287	500	174
5	HARYANA	1,340	777	42	5
6	HIMACHAL PRADESH	252	147	0	0
7	MADHYA PRADESH	6,474	3,773	507	13
8	MAHARASHTRA	52,616	30,688	0	0
9	PUNJAB	7,500	4,375	0	0
10	RAJASTHAN	2,030	1,183	404	34
11	SIKKIM	4	2	0	0
12	TAMIL NADU	6,000	3,500	1,020	29
13	TRIPURA	5,400	3,150	0	0
14	UTTAR PRADESH	4,700	2,737	1,790	65
15	WEST BENGAL	348	203	224	110
16	CHANDIGARH	5,449	3,178	0	0
17	LAKSHADWEEP	80	42	0	0
<i>Grand Total</i>		1,33,956	78,108	11,332	15

Very Good:(90% or above of targets)

GUJARAT, WEST BENGAL

Poor:(Below 80% of targets)

ARUNACHAL PRADESH, CHHATISGARH, DELHI, HARYANA, HIMACHAL PRADESH, MADHYA PRADESH, MAHARASHTRA, PUNJAB, RAJASTHAN, SIKKIM, TAMIL NADU, TRIPURA, UTTAR PRADESH, CHANDIGARH, LAKSHADWEEP

Rural Areas - Accelerated Rural Water Supply Programme

Habitations covered (NC and PC)

% Achievement of Target
During April to October, 2007

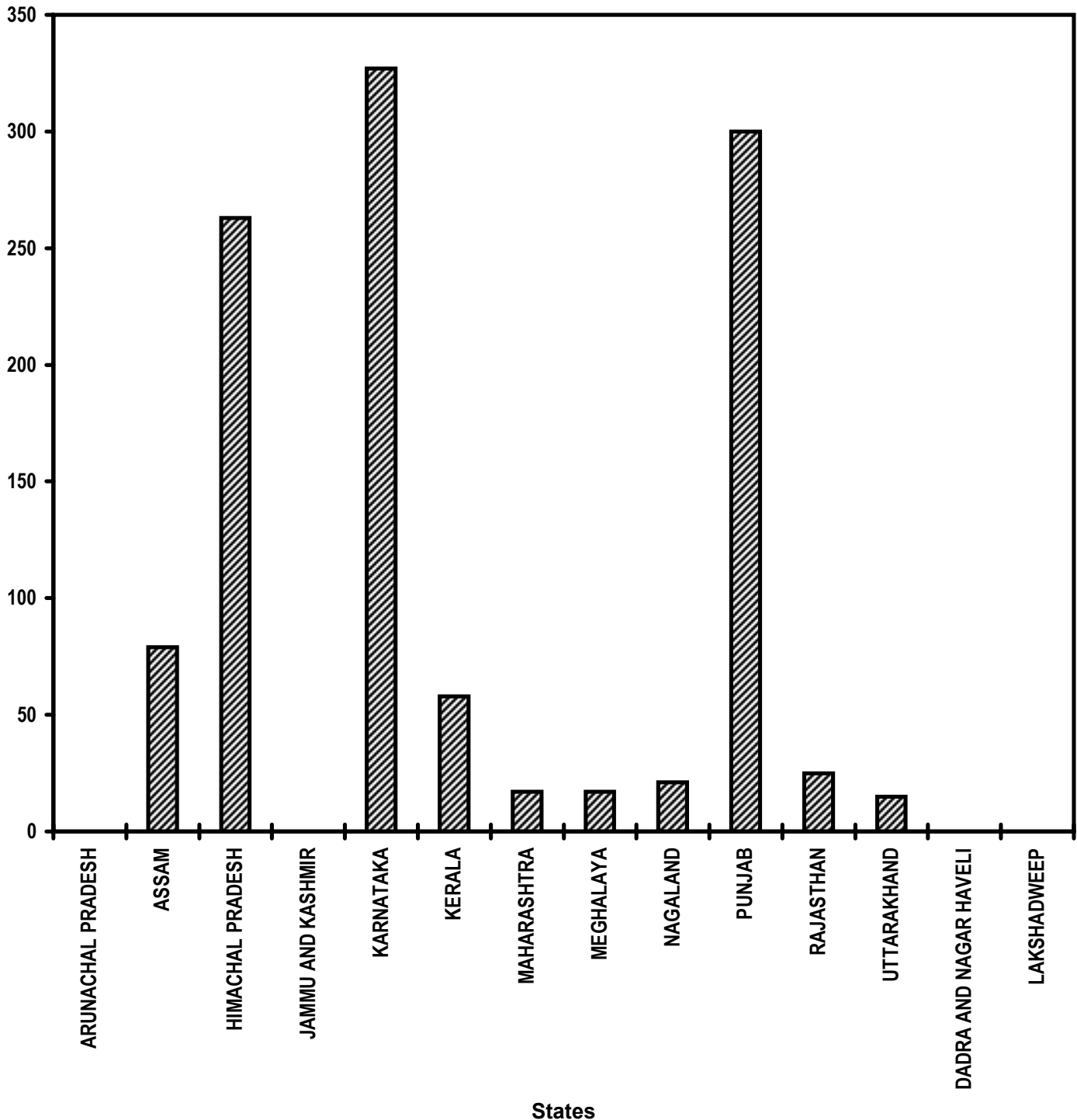


Table - 10(A)

Rural Areas - Accelerated Rural Water Supply Programme
Habitations covered (NC and PC)
(Unit: Number)

Sl. No.	State/UT Name	Target		Achievement April,2007- October,2007	Percent Achievement April,2007- October,2007
		2007-2008	April,2007- October,2007		
(1)	(2)	(3)	(4)	(5)	(5)/(4)
1	ARUNACHAL PRADESH	103	46	0	0
2	ASSAM	2,344	1,055	835	79
3	HIMACHAL PRADESH	1,941	873	2,298	263
4	JAMMU AND KASHMIR	1,008	454	0	0
5	KARNATAKA	800	360	1,178	327
6	KERALA	2,400	1,080	621	57
7	MAHARASHTRA	7,103	3,197	542	17
8	MEGHALAYA	69	30	5	17
9	NAGALAND	300	135	28	21
10	PUNJAB	8	4	12	300
11	RAJASTHAN	677	305	77	25
12	UTTARAKHAND	118	52	8	15
13	DADRA AND NAGAR HAVELI	8	4	0	0
14	LAKSHADWEEP	7	3	0	0
Grand Total		16,886	7,598	5,604	74

Very Good:(90% or above of targets)

HIMACHAL PRADESH, KARNATAKA, PUNJAB

Poor:(Below 80% of targets)

ARUNACHAL PRADESH, ASSAM, JAMMU AND KASHMIR, KERALA, MAHARASHTRA, MEGHALAYA, NAGALAND, RAJASTHAN, UTTARAKHAND, DADRA AND NAGAR HAVELI, LAKSHADWEEP

Rural Areas - Accelerated Rural Water Supply Programme

Slipped back Habitations with
water quality problems covered

% Achievement of Target
During April to October, 2007

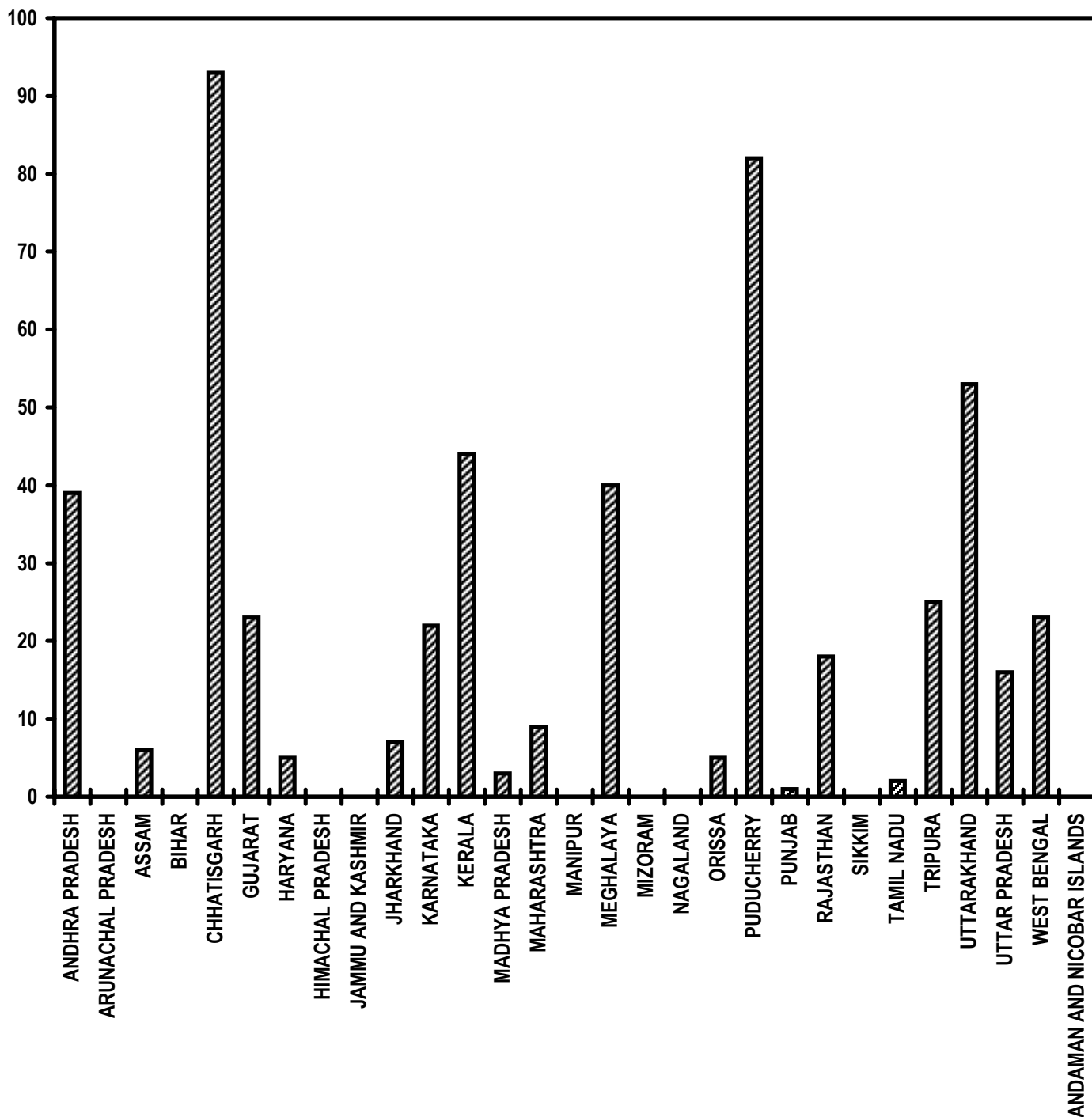


Table - 10(B)

Rural Areas - Accelerated Rural Water Supply Programme
Slipped back Habitations with water quality problems covered
(Unit: Number)

Sl. No.	State/UT Name	Target		Achievement April,2007- October,2007	Percent Achievement April,2007- October,2007
		2007-2008	April,2007- October,2007		
(1)	(2)	(3)	(4)	(5)	(5)/(4)
1	ANDHRA PRADESH	9,910	4,536	1,765	39
2	ARUNACHAL PRADESH	1,481	675	0	0
3	ASSAM	10,336	5,069	324	6
4	BIHAR	20,963	9,787	23	0
5	CHHATISGARH	3,714	1,732	1,603	93
6	GUJARAT	3,139	1,569	367	23
7	HARYANA	823	379	19	5
8	HIMACHAL PRADESH	3,103	1,396	0	0
9	JAMMU AND KASHMIR	1,050	475	0	0
10	JHARKHAND	5,479	2,501	187	7
11	KARNATAKA	5,572	2,972	642	22
12	KERALA	145	78	34	44
13	MADHYA PRADESH	10,107	4,639	118	3
14	MAHARASHTRA	7,783	3,850	358	9
15	MANIPUR	3	1	0	0
16	MEGHALAYA	1,352	610	246	40
17	MIZORAM	89	41	0	0
18	NAGALAND	81	37	0	0
19	ORISSA	5,577	2,872	156	5
20	PUDUCHERRY	21	11	9	82
21	PUNJAB	2,427	1,160	14	1
22	RAJASTHAN	21,347	10,616	1,885	18
23	SIKKIM	254	114	0	0
24	TAMIL NADU	12,538	5,674	90	2
25	TRIPURA	589	302	76	25
26	UTTARAKHAND	2,376	1,068	565	53
27	UTTAR PRADESH	3,587	1,749	285	16
28	WEST BENGAL	4,761	2,505	570	23
29	ANDAMAN AND NICOBAR ISLANDS	6	4	0	0
Grand Total		1,38,613	66,422	9,336	14

Very Good:(90% or above of targets)

CHHATISGARH

Good:(Between 80% to 90% targets)

PUDUCHERRY

Poor:(Below 80% of targets)

ANDHRA PRADESH, ARUNACHAL PRADESH, ASSAM, BIHAR, GUJARAT, HARYANA, HIMACHAL PRADESH, JAMMU AND KASHMIR, JHARKHAND, KARNATAKA, KERALA, MADHYA PRADESH, MAHARASHTRA, MANIPUR, MEGHALAYA, MIZORAM, NAGALAND, ORISSA, PUNJAB, RAJASTHAN, SIKKIM, TAMIL NADU, TRIPURA, UTTARAKHAND, UTTAR PRADESH, WEST BENGAL, ANDAMAN AND NICOBAR ISLANDS

Immunisation of Children

Routine Immunisation comprising of Tetanus, DPT, Polio, BCG and Measles - Infants Immunised

% Achievement of Target
During April to October, 2007

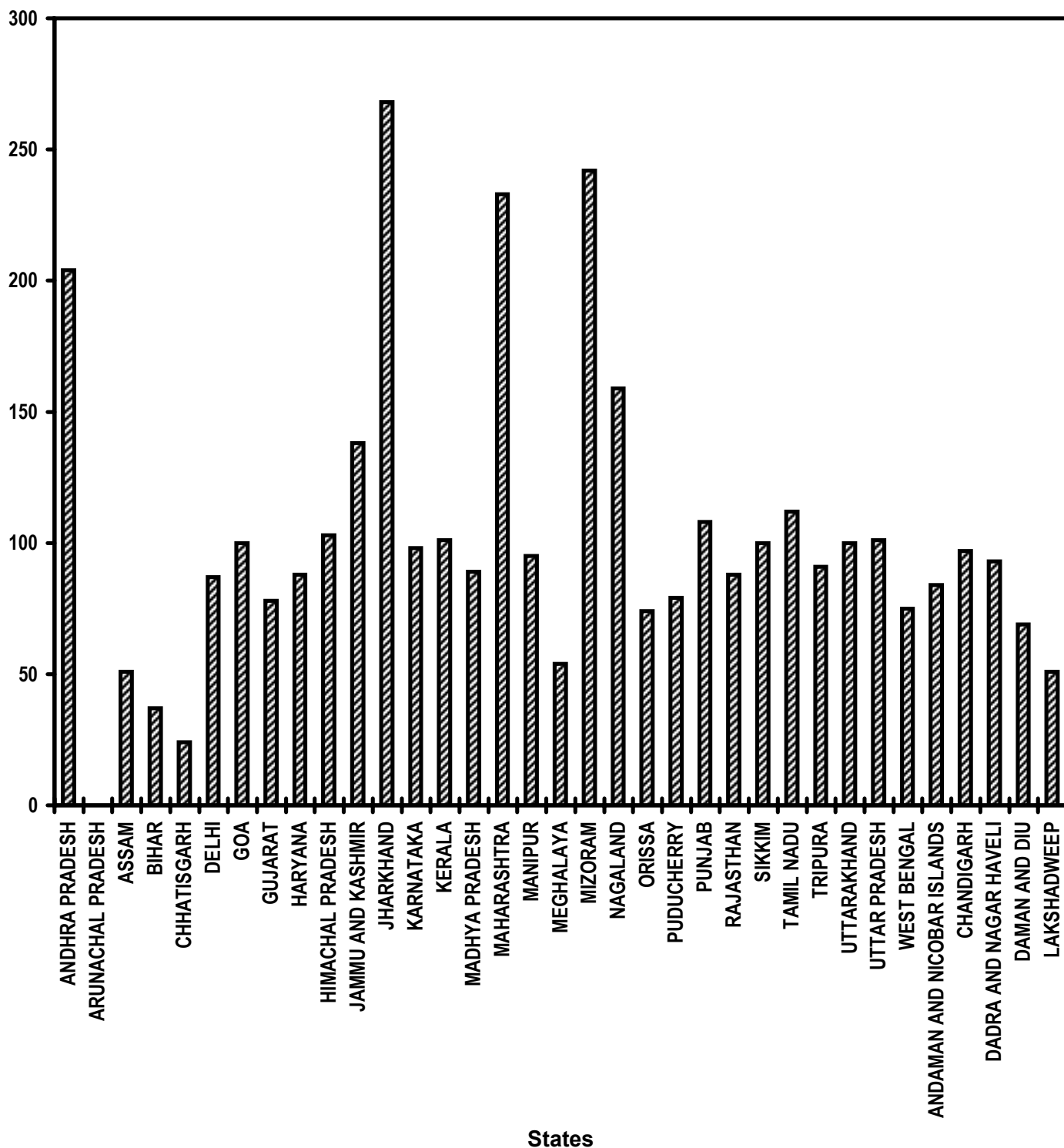


Table - 11(A)

Immunisation of Children
Routine Immunisation comprising of Tetanus, DPT, Polio, BCG and Measles - Infants Immunised
(Unit: Number)

Sl. No.	State/UT Name	Target		Achievement April,2007- October,2007	Percent Achievement April,2007- October,2007
		2007-2008	April,2007- October,2007		
(1)	(2)	(3)	(4)	(5)	(5)/(4)
1	ANDHRA PRADESH	14,62,520	8,53,132	17,37,398	204
2	ARUNACHAL PRADESH	24,371	14,217	0	0
3	ASSAM	6,96,503	4,06,294	2,05,281	51
4	BIHAR	26,47,342	15,44,284	5,64,898	37
5	CHHATISGARH	6,04,854	3,52,828	83,778	24
6	DELHI	2,97,037	1,73,271	1,51,311	87
7	GOA	21,515	12,551	12,579	100
8	GUJARAT	12,90,956	7,53,053	5,89,796	78
9	HARYANA	5,56,839	3,24,821	2,84,978	88
10	HIMACHAL PRADESH	1,18,945	69,384	71,634	103
11	JAMMU AND KASHMIR	2,14,329	1,25,027	1,72,055	138
12	JHARKHAND	7,42,229	4,32,964	11,61,948	268
13	KARNATAKA	11,36,325	6,62,858	6,50,399	98
14	KERALA	5,11,439	2,98,340	3,00,842	101
15	MADHYA PRADESH	18,86,734	11,00,596	9,74,887	89
16	MAHARASHTRA	19,55,084	11,40,461	26,62,562	233
17	MANIPUR	35,716	20,832	19,701	95
18	MEGHALAYA	60,218	35,126	18,898	54
19	MIZORAM	18,269	10,654	25,826	242
20	NAGALAND	29,664	17,304	27,483	159
21	ORISSA	8,32,657	4,85,716	3,60,648	74
22	PUDUCHERRY	17,637	10,290	8,168	79
23	PUNJAB	4,72,322	2,75,520	2,98,006	108
24	RAJASTHAN	17,38,250	10,13,978	8,90,323	88
25	SIKKIM	11,156	6,510	6,506	100
26	TAMIL NADU	10,84,836	6,32,821	7,08,644	112
27	TRIPURA	50,559	29,491	26,823	91
28	UTTARAKHAND	1,84,980	1,07,905	1,07,749	100
29	UTTAR PRADESH	54,14,335	31,58,358	31,96,154	101
30	WEST BENGAL	16,19,384	9,44,643	7,13,044	75
31	ANDAMAN AND NICOBAR ISLANDS	6,731	3,927	3,282	84
32	CHANDIGARH	16,455	9,597	9,333	97
33	DADRA AND NAGAR HAVELI	7,074	4,123	3,845	93
34	DAMAN AND DIU	3,544	2,065	1,420	69
35	LAKSHADWEEP	1,247	728	369	51
Grand Total		2,57,72,056	1,50,33,669	1,60,50,568	107

Very Good:(90% or above of targets)

ANDHRA PRADESH, GOA, HIMACHAL PRADESH, JAMMU AND KASHMIR, JHARKHAND, KARNATAKA, KERALA, MAHARASHTRA, MANIPUR, MIZORAM, NAGALAND, PUNJAB, SIKKIM, TAMIL NADU, TRIPURA, UTTARAKHAND, UTTAR PRADESH, CHANDIGARH, DADRA AND NAGAR HAVELI

Good:(Between 80% to 90% targets)

DELHI, HARYANA, MADHYA PRADESH, RAJASTHAN, ANDAMAN AND NICOBAR ISLANDS

Poor:(Below 80% of targets)

ARUNACHAL PRADESH, ASSAM, BIHAR, CHHATISGARH, GUJARAT, MEGHALAYA, ORISSA, PUDUCHERRY, WEST BENGAL, DAMAN AND DIU, LAKSHADWEEP

Immunisation of Children

Pulse Polio Immunisation Programme -

Infants Immunised

% Achievement of Target
During April to October, 2007

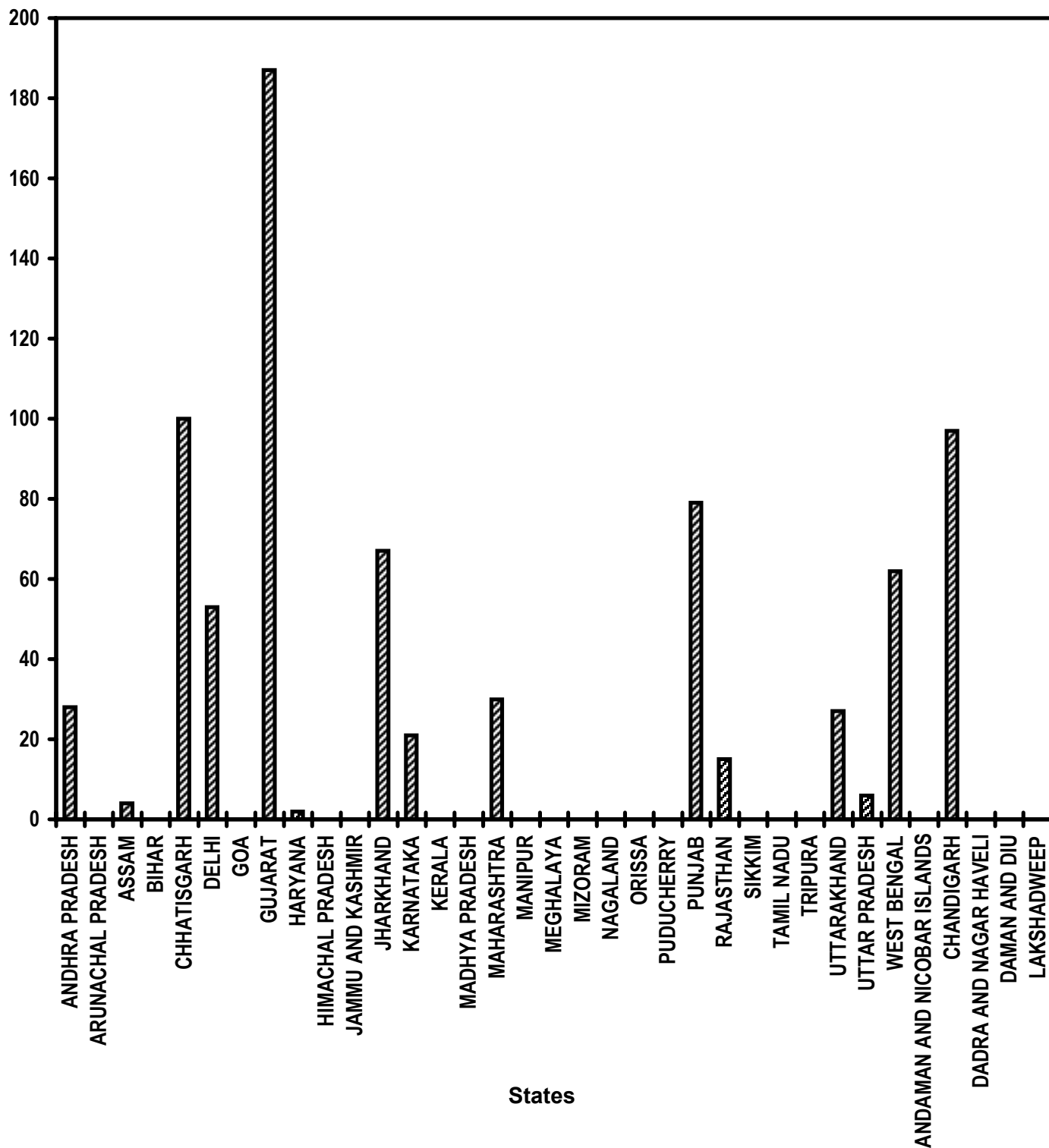


Table - 11(B)

Immunisation of Children
Pulse Polio Immunisation Programme - Infants Immunised
(Unit: Number)

Sl. No.	State/UT Name	Target		Achievement	Percent
		2007-2008	April,2007- October,2007	April,2007- October,2007	Achievement April,2007- October,2007
(1)	(2)	(3)	(4)	(5)	(5)/(4)
1	ANDHRA PRADESH	5,22,06,597	3,23,14,701	89,90,100	28
2	ARUNACHAL PRADESH	3,49,942	-	0	-
3	ASSAM	1,38,86,086	46,39,992	1,72,282	4
4	BIHAR	24,32,97,586	16,05,14,922	5,35,370	0
5	CHHATISGARH	1,05,17,022	35,07,902	35,11,333	100
6	DELHI	2,92,47,086	1,85,25,966	97,99,882	53
7	GOA	2,67,724	-	0	-
8	GUJARAT	2,30,34,385	66,12,937	1,23,42,478	187
9	HARYANA	2,64,37,223	1,43,41,679	2,67,906	2
10	HIMACHAL PRADESH	14,58,248	-	0	-
11	JAMMU AND KASHMIR	36,87,418	-	21,523	-
12	JHARKHAND	1,60,69,409	53,75,237	35,92,676	67
13	KARNATAKA	1,83,50,203	29,42,737	6,27,724	21
14	KERALA	58,27,130	-	0	-
15	MADHYA PRADESH	3,89,58,455	1,65,17,603	0	0
16	MAHARASHTRA	8,06,28,970	3,35,45,590	1,00,28,978	30
17	MANIPUR	6,88,398	-	0	-
18	MEGHALAYA	8,57,640	-	0	-
19	MIZORAM	2,36,876	-	1,03,303	-
20	NAGALAND	5,41,074	-	17,193	-
21	ORISSA	2,38,76,186	1,01,66,021	0	0
22	PUDUCHERRY	2,99,758	1,02,012	0	0
23	PUNJAB	1,23,81,569	47,27,709	37,53,184	79
24	RAJASTHAN	5,76,68,737	2,32,77,031	34,75,997	15
25	SIKKIM	1,40,226	-	0	-
26	TAMIL NADU	1,45,58,208	-	0	-
27	TRIPURA	8,36,286	-	0	-
28	UTTARAKHAND	1,17,08,769	69,76,656	18,79,591	27
29	UTTAR PRADESH	41,05,36,432	25,34,91,644	1,51,84,735	6
30	WEST BENGAL	2,22,69,173	35,07,571	21,89,227	62
31	ANDAMAN AND NICOBAR ISLANDS	68,876	-	0	-
32	CHANDIGARH	4,07,571	1,35,857	1,31,143	97
33	DADRA AND NAGAR HAVELI	80,286	-	0	-
34	DAMAN AND DIU	46,686	-	3,155	-
35	LAKSHADWEEP	12,474	-	0	-
Grand Total		1,12,14,38,709	60,12,23,767	7,66,27,780	13

Very Good:(90% or above of targets)

CHHATISGARH, GUJARAT, CHANDIGARH

Poor:(Below 80% of targets)

ANDHRA PRADESH, ASSAM, BIHAR, DELHI, HARYANA, JHARKHAND, KARNATAKA, MADHYA PRADESH, MAHARASHTRA, ORISSA, PUDUCHERRY, PUNJAB, RAJASTHAN, UTTARAKHAND, UTTAR PRADESH, WEST BENGAL

Table - 12

Sanitation Programme in Rural Areas
Individual Household latrines constructed
(Unit: Number)

Sl. No.	State/UT Name	Target		Achievement April,2007- October,2007	Percent Achievement April,2007- October,2007
		2007-2008	April,2007- October,2007		
(1)	(2)	(3)	(4)	(5)	(5)/(4)
1	ANDHRA PRADESH	-	-	2,87,443	-
2	ARUNACHAL PRADESH	-	-	3,661	-
3	ASSAM	-	-	19,129	-
4	BIHAR	-	-	1,51,764	-
5	CHHATISGARH	-	-	2,45,091	-
6	DELHI	-	-	0	-
7	GOA	-	-	310	-
8	GUJARAT	-	-	3,82,414	-
9	HARYANA	-	-	3,81,799	-
10	HIMACHAL PRADESH	-	-	65,190	-
11	JAMMU AND KASHMIR	-	-	10,191	-
12	JHARKHAND	-	-	1,12,300	-
13	KARNATAKA	-	-	3,13,528	-
14	KERALA	-	-	89,581	-
15	MADHYA PRADESH	-	-	4,07,226	-
16	MAHARASHTRA	-	-	4,74,867	-
17	MANIPUR	-	-	2,222	-
18	MEGHALAYA	-	-	2,942	-
19	MIZORAM	-	-	12,857	-
20	NAGALAND	-	-	4,396	-
21	ORISSA	-	-	2,71,234	-
22	PUDUCHERRY	-	-	331	-
23	PUNJAB	-	-	0	-
24	RAJASTHAN	-	-	3,18,825	-
25	SIKKIM	-	-	9,131	-
26	TAMIL NADU	-	-	3,84,173	-
27	TRIPURA	-	-	1,221	-
28	UTTARAKHAND	-	-	33,506	-
29	UTTAR PRADESH	-	-	8,23,726	-
30	WEST BENGAL	-	-	3,64,395	-
31	ANDAMAN AND NICOBAR ISLANDS	-	-	0	-
32	CHANDIGARH	-	-	0	-
33	DADRA AND NAGAR HAVELI	-	-	0	-
34	DAMAN AND DIU	-	-	0	-
35	LAKSHADWEEP	-	-	0	-
<i>Grand Total</i>		-	-	51,73,453	-

Table - 13

Institutional Delivery
Delivery in institutions
(Unit: Number)

Sl. No.	State/UT Name	Target		Achievement	Percent
		2007-2008	April,2007- October,2007	April,2007- October,2007	Achievement April,2007- October,2007
(1)	(2)	(3)	(4)	(5)	(5)/(4)
1	ANDHRA PRADESH	-	-	6,51,278	-
2	ARUNACHAL PRADESH	-	-	0	-
3	ASSAM	-	-	1,17,366	-
4	BIHAR	-	-	1,93,603	-
5	CHHATISGARH	-	-	17,353	-
6	DELHI	-	-	79,820	-
7	GOA	-	-	10,948	-
8	GUJARAT	-	-	4,55,288	-
9	HARYANA	-	-	0	-
10	HIMACHAL PRADESH	-	-	33,147	-
11	JAMMU AND KASHMIR	-	-	66,802	-
12	JHARKHAND	-	-	59,207	-
13	KARNATAKA	-	-	3,85,138	-
14	KERALA	-	-	2,25,200	-
15	MADHYA PRADESH	-	-	6,77,212	-
16	MAHARASHTRA	-	-	4,54,810	-
17	MANIPUR	-	-	5,544	-
18	MEGHALAYA	-	-	9,697	-
19	MIZORAM	-	-	0	-
20	NAGALAND	-	-	0	-
21	ORISSA	-	-	2,07,854	-
22	PUDUCHERRY	-	-	27,562	-
23	PUNJAB	-	-	1,29,775	-
24	RAJASTHAN	-	-	5,13,054	-
25	SIKKIM	-	-	3,270	-
26	TAMIL NADU	-	-	6,44,964	-
27	TRIPURA	-	-	13,286	-
28	UTTARAKHAND	-	-	39,385	-
29	UTTAR PRADESH	-	-	9,05,757	-
30	WEST BENGAL	-	-	4,05,686	-
31	ANDAMAN AND NICOBAR ISLANDS	-	-	2,591	-
32	CHANDIGARH	-	-	10,642	-
33	DADRA AND NAGAR HAVELI	-	-	296	-
34	DAMAN AND DIU	-	-	1,215	-
35	LAKSHADWEEP	-	-	427	-
Grand Total		-	-	63,48,177	-

SC Families Assisted

% Achievement of Target
During April to October, 2007

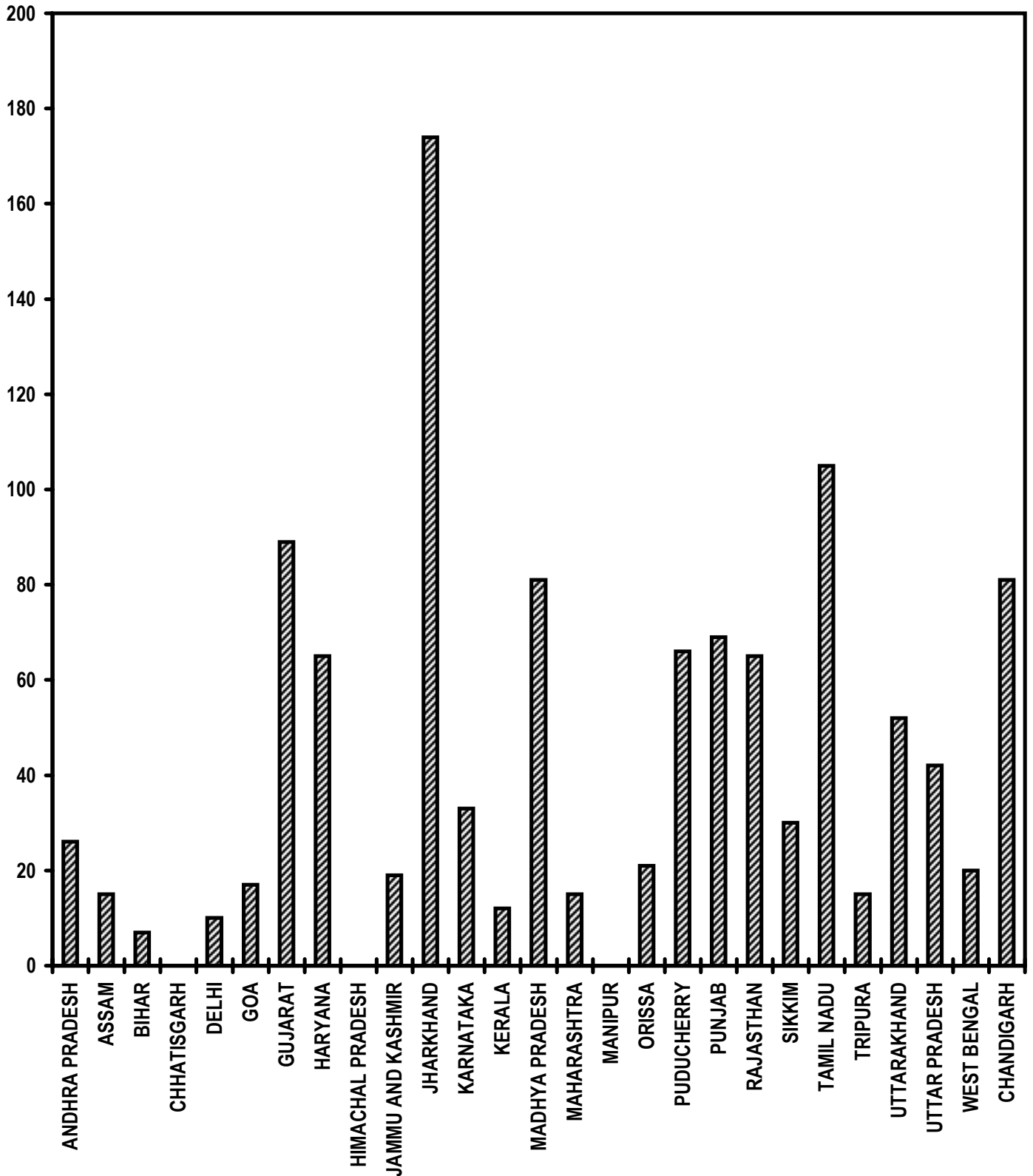


Table - 14

**SC Families Assisted
(Unit: Number)**

Sl. No.	State/UT Name	Target		Achievement April,2007- October,2007	Percent Achievement April,2007- October,2007
		2007-2008	April,2007- October,2007		
(1)	(2)	(3)	(4)	(5)	(5)/(4)
1	ANDHRA PRADESH	4,50,000	2,62,500	68,190	26
2	ASSAM	44,000	25,662	3,808	15
3	BIHAR	2,55,000	1,48,750	10,774	7
4	CHHATISGARH	3,75,000	2,18,750	333	0
5	DELHI	5,000	2,912	297	10
6	GOA	550	315	52	17
7	GUJARAT	1,40,000	81,662	72,864	89
8	HARYANA	88,500	51,625	33,425	65
9	HIMACHAL PRADESH	58,000	33,831	0	0
10	JAMMU AND KASHMIR	1,100	637	121	19
11	JHARKHAND	5,50,000	3,20,831	5,58,448	174
12	KARNATAKA	5,00,000	2,91,662	97,378	33
13	KERALA	33,000	19,250	2,367	12
14	MADHYA PRADESH	2,43,000	1,41,750	1,14,498	81
15	MAHARASHTRA	1,54,000	89,831	13,239	15
16	MANIPUR	550	315	0	0
17	ORISSA	72,600	42,350	9,081	21
18	PUDUCHERRY	5,000	2,912	1,922	66
19	PUNJAB	88,000	51,331	35,317	69
20	RAJASTHAN	4,12,000	2,40,331	1,56,149	65
21	SIKKIM	2,200	1,281	380	30
22	TAMIL NADU	9,00,000	5,25,000	5,52,576	105
23	TRIPURA	22,000	12,831	1,864	15
24	UTTARAKHAND	7,000	4,081	2,133	52
25	UTTAR PRADESH	2,57,000	1,49,912	62,754	42
26	WEST BENGAL	1,10,000	64,162	12,888	20
27	CHANDIGARH	700	406	330	81
Grand Total		47,74,200	27,84,880	18,11,188	65

Very Good:(90% or above of targets)

JHARKHAND, TAMIL NADU

Good:(Between 80% to 90% targets)

GUJARAT, MADHYA PRADESH, CHANDIGARH

Poor:(Below 80% of targets)

ANDHRA PRADESH, ASSAM, BIHAR, CHHATISGARH, DELHI, GOA, HARYANA, HIMACHAL PRADESH, JAMMU AND KASHMIR, KARNATAKA, KERALA, MAHARASHTRA, MANIPUR, ORISSA, PUDUCHERRY, PUNJAB, RAJASTHAN, SIKKIM, TRIPURA, UTTARAKHAND, UTTAR PRADESH, WEST BENGAL

Table - 15

ST Families Assisted
(Unit: Number)

Sl. No.	State/UT Name	Target		Achievement	Percent
		2007-2008	April,2007- October,2007	April,2007- October,2007	Achievement April,2007- October,2007
(1)	(2)	(3)	(4)	(5)	(5)/(4)
1	ANDHRA PRADESH	-	-	87,994	-
2	ARUNACHAL PRADESH	-	-	0	-
3	ASSAM	-	-	1,275	-
4	BIHAR	-	-	786	-
5	CHHATISGARH	-	-	240	-
6	DELHI	-	-	0	-
7	GOA	-	-	139	-
8	GUJARAT	-	-	75,271	-
9	HARYANA	-	-	0	-
10	HIMACHAL PRADESH	-	-	0	-
11	JAMMU AND KASHMIR	-	-	151	-
12	JHARKHAND	-	-	9,36,361	-
13	KARNATAKA	-	-	29,568	-
14	KERALA	-	-	0	-
15	MADHYA PRADESH	-	-	1,65,255	-
16	MAHARASHTRA	-	-	2,03,315	-
17	MANIPUR	-	-	0	-
18	MEGHALAYA	-	-	0	-
19	MIZORAM	-	-	0	-
20	NAGALAND	-	-	0	-
21	ORISSA	-	-	18,079	-
22	PUDUCHERRY	-	-	0	-
23	PUNJAB	-	-	0	-
24	RAJASTHAN	-	-	28,615	-
25	SIKKIM	-	-	911	-
26	TAMIL NADU	-	-	16,453	-
27	TRIPURA	-	-	836	-
28	UTTARAKHAND	-	-	649	-
29	UTTAR PRADESH	-	-	390	-
30	WEST BENGAL	-	-	942	-
31	ANDAMAN AND NICOBAR ISLANDS	-	-	130	-
32	CHANDIGARH	-	-	0	-
33	DADRA AND NAGAR HAVELI	-	-	0	-
34	DAMAN AND DIU	-	-	0	-
35	LAKSHADWEEP	-	-	0	-
<i>Grand Total</i>		-	-	15,67,360	-

Universalization of ICDS Scheme

ICDS Blocks Operational (Cumulative)

% Achievement of Target
During April to October, 2007

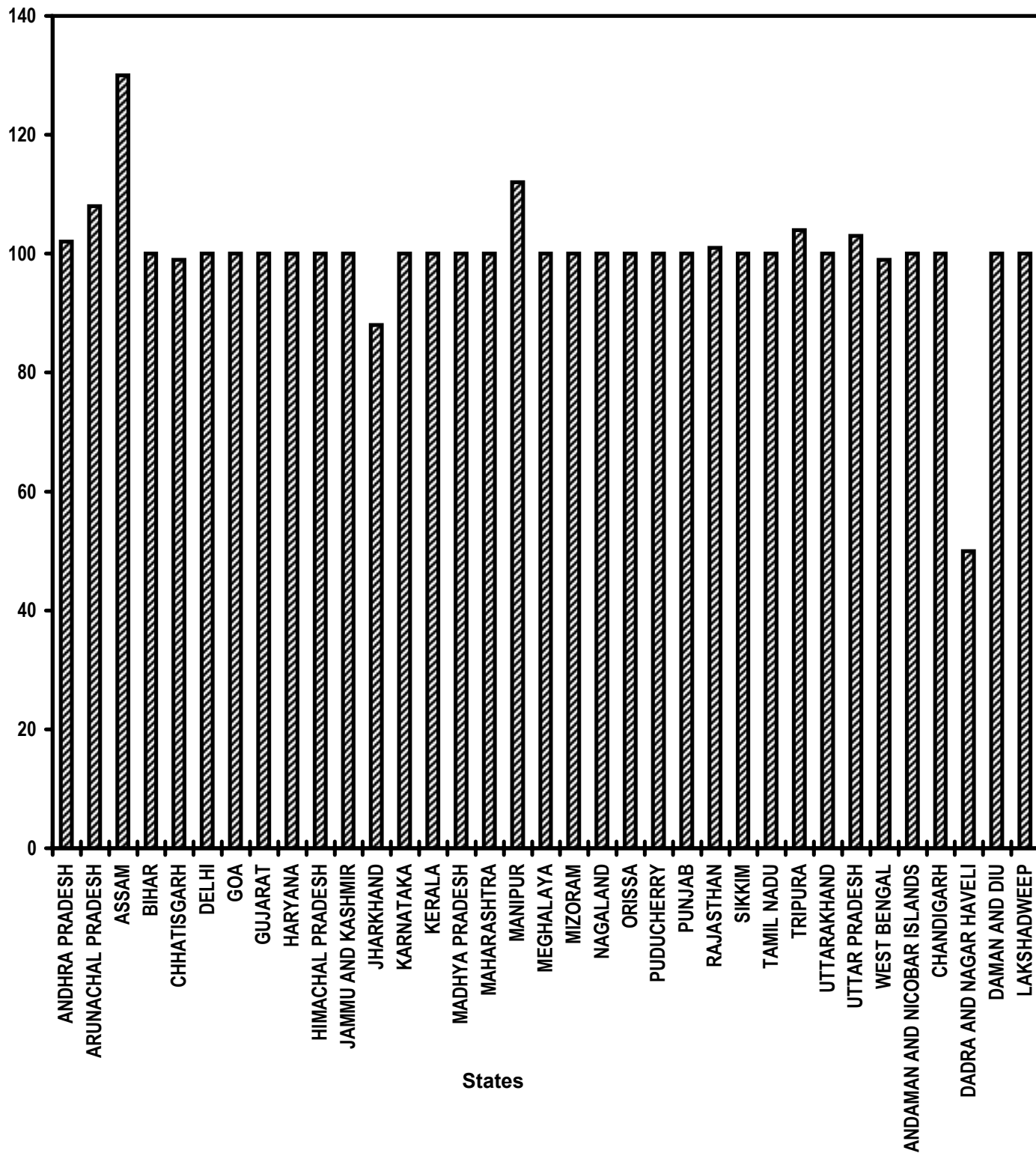


Table - 16

Universalization of ICDS Scheme
ICDS Blocks Operational (Cumulative)
(Unit: Number)

Sl. No.	State/UT Name	Target		Achievement April,2007-October,2007	Percent Achievement April,2007-October,2007
		2007-2008	April,2007-October,2007		
(1)	(2)	(3)	(4)	(5)	(5)/(4)
1	ANDHRA PRADESH	382	376	382	102
2	ARUNACHAL PRADESH	83	79	85	108
3	ASSAM	222	219	284	130
4	BIHAR	538	538	537	100
5	CHHATISGARH	162	158	157	99
6	DELHI	45	34	34	100
7	GOA	11	11	11	100
8	GUJARAT	260	260	260	100
9	HARYANA	134	128	128	100
10	HIMACHAL PRADESH	76	76	76	100
11	JAMMU AND KASHMIR	140	140	140	100
12	JHARKHAND	204	204	180	88
13	KARNATAKA	185	185	185	100
14	KERALA	163	163	163	100
15	MADHYA PRADESH	367	367	367	100
16	MAHARASHTRA	441	416	416	100
17	MANIPUR	37	34	38	112
18	MEGHALAYA	40	39	39	100
19	MIZORAM	23	23	23	100
20	NAGALAND	56	56	56	100
21	ORISSA	326	326	326	100
22	PUDUCHERRY	5	5	5	100
23	PUNJAB	148	148	148	100
24	RAJASTHAN	277	274	278	101
25	SIKKIM	11	11	11	100
26	TAMIL NADU	434	434	434	100
27	TRIPURA	53	51	53	104
28	UTTARAKHAND	99	99	99	100
29	UTTAR PRADESH	878	835	860	103
30	WEST BENGAL	416	416	411	99
31	ANDAMAN AND NICOBAR ISLANDS	5	5	5	100
32	CHANDIGARH	3	3	3	100
33	DADRA AND NAGAR HAVELI	2	2	1	50
34	DAMAN AND DIU	2	2	2	100
35	LAKSHADWEEP	1	1	1	100
Grand Total		6,229	6,118	6,198	101

Very Good:(90% or above of targets)

ANDHRA PRADESH, ARUNACHAL PRADESH, ASSAM, BIHAR, CHHATISGARH, DELHI, GOA, GUJARAT, HARYANA, HIMACHAL PRADESH, JAMMU AND KASHMIR, KARNATAKA, KERALA, MADHYA PRADESH, MAHARASHTRA, MANIPUR, MEGHALAYA, MIZORAM, NAGALAND, ORISSA, PUDUCHERRY, PUNJAB, RAJASTHAN, SIKKIM, TAMIL NADU, TRIPURA, UTTARAKHAND, UTTAR PRADESH, WEST BENGAL, ANDAMAN AND NICOBAR ISLANDS, CHANDIGARH, DAMAN AND DIU, LAKSHADWEEP

Good:(Between 80% to 90% targets)

JHARKHAND

Poor:(Below 80% of targets)

DADRA AND NAGAR HAVELI

Functional Anganwadis

(Cumulative)

% Achievement of Target
During April to October, 2007

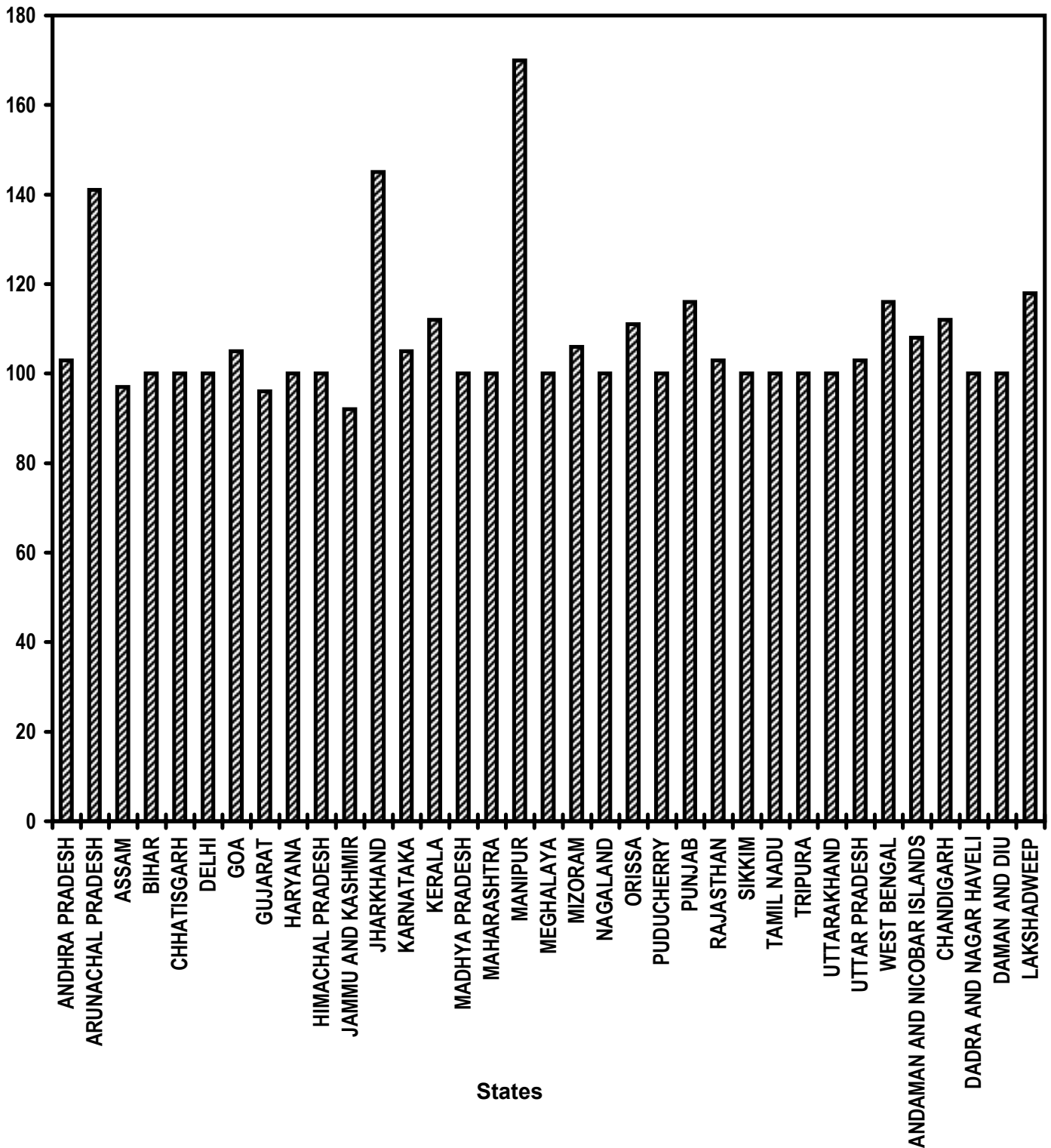


Table - 17

Functional Anganwadis
Anganwadis Functional (Cumulative)
(Unit: Number)

Sl. No.	State/UT Name	Target		Achievement	Percent
		2007-2008	April,2007- October,2007	April,2007- October,2007	Achievement April,2007- October,2007
(1)	(2)	(3)	(4)	(5)	(5)/(4)
1	ANDHRA PRADESH	71,256	65,766	67,445	103
2	ARUNACHAL PRADESH	3,905	3,037	4,277	141
3	ASSAM	35,580	32,075	31,230	97
4	BIHAR	80,528	80,528	80,211	100
5	CHHATISGARH	33,287	29,437	29,312	100
6	DELHI	5,603	4,428	4,428	100
7	GOA	1,082	1,012	1,062	105
8	GUJARAT	43,371	41,484	39,999	96
9	HARYANA	16,942	16,359	16,359	100
10	HIMACHAL PRADESH	18,248	18,248	18,248	100
11	JAMMU AND KASHMIR	23,382	18,772	17,315	92
12	JHARKHAND	31,724	30,854	44,816	145
13	KARNATAKA	53,466	51,614	54,260	105
14	KERALA	28,651	28,651	32,146	112
15	MADHYA PRADESH	66,264	59,324	59,139	100
16	MAHARASHTRA	82,494	75,580	75,241	100
17	MANIPUR	6,698	4,501	7,639	170
18	MEGHALAYA	3,325	3,179	3,192	100
19	MIZORAM	1,655	1,592	1,682	106
20	NAGALAND	3,146	3,035	3,035	100
21	ORISSA	40,432	37,480	41,697	111
22	PUDUCHERRY	688	688	688	100
23	PUNJAB	19,345	17,421	20,192	116
24	RAJASTHAN	47,919	46,862	48,340	103
25	SIKKIM	988	988	988	100
26	TAMIL NADU	46,803	45,726	45,726	100
27	TRIPURA	6,974	6,094	6,122	100
28	UTTARAKHAND	9,102	7,792	7,768	100
29	UTTAR PRADESH	1,46,776	1,37,557	1,41,883	103
30	WEST BENGAL	86,898	74,640	86,589	116
31	ANDAMAN AND NICOBAR ISLANDS	657	621	672	108
32	CHANDIGARH	358	329	370	112
33	DADRA AND NAGAR HAVELI	218	215	215	100
34	DAMAN AND DIU	104	97	97	100
35	LAKSHADWEEP	83	74	87	118
Grand Total		10,17,952	9,46,060	9,92,470	105

Very Good:(90% or above of targets)

ANDHRA PRADESH, ARUNACHAL PRADESH, ASSAM, BIHAR, CHHATISGARH, DELHI, GOA, GUJARAT, HARYANA, HIMACHAL PRADESH, JAMMU AND KASHMIR, JHARKHAND, KARNATAKA, KERALA, MADHYA PRADESH, MAHARASHTRA, MANIPUR, MEGHALAYA, MIZORAM, NAGALAND, ORISSA, PUDUCHERRY, PUNJAB, RAJASTHAN, SIKKIM, TAMIL NADU, TRIPURA, UTTARAKHAND, UTTAR PRADESH, WEST BENGAL, ANDAMAN AND NICOBAR ISLANDS, CHANDIGARH, DADRA AND NAGAR HAVELI, DAMAN AND DIU, LAKSHADWEEP

No. of Urban poor families assisted under Seven Point Charter

Poor Families Assisted
% Achievement of Target
During April to October, 2007

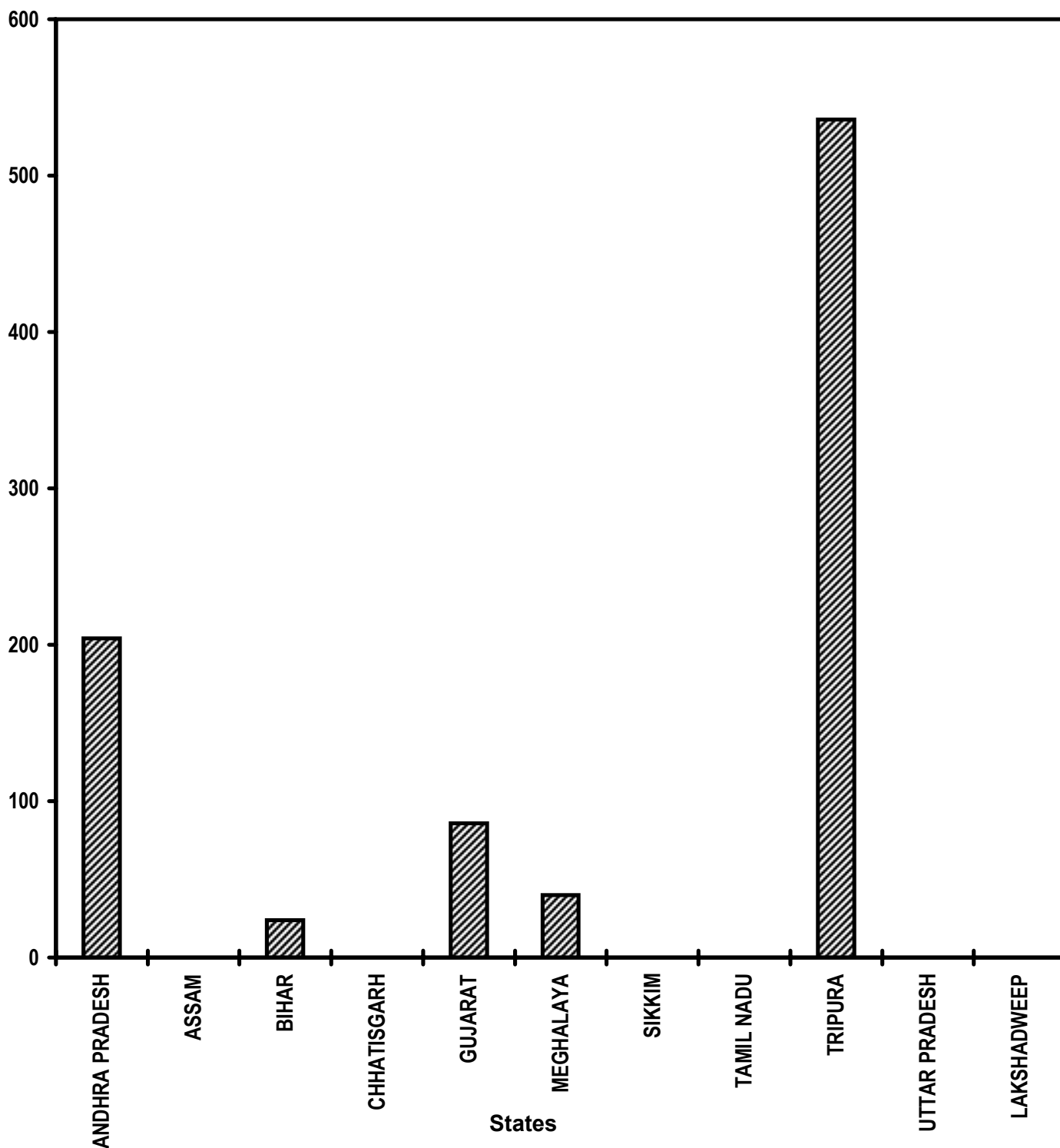


Table - 18

**No. of Urban poor families assisted under Seven Point Charter
Poor Families Assisted
(Unit: Number)**

Sl. No.	State/UT Name	Target		Achievement April,2007- October,2007	Percent Achievement April,2007- October,2007
		2007-2008	April,2007- October,2007		
(1)	(2)	(3)	(4)	(5)	(5)/(4)
1	ANDHRA PRADESH	79,320	46,270	94,370	204
2	ASSAM	288	168	0	0
3	BIHAR	14,200	8,281	2,025	24
4	CHHATISGARH	5,000	2,912	0	0
5	GUJARAT	4,000	2,331	2,000	86
6	MEGHALAYA	1,125	651	262	40
7	SIKKIM	1,000	581	0	0
8	TAMIL NADU	8,000	4,662	0	0
9	TRIPURA	2,380	1,386	7,425	536
10	UTTAR PRADESH	6,168	3,598	0	0
11	LAKSHADWEEP	20	7	0	0
<i>Grand Total</i>		1,21,501	70,847	1,06,082	150

Very Good:(90% or above of targets)

ANDHRA PRADESH, TRIPURA

Good:(Between 80% to 90% targets)

GUJARAT

Poor:(Below 80% of targets)

ASSAM, BIHAR, CHHATISGARH, MEGHALAYA, SIKKIM, TAMIL NADU, UTTAR PRADESH,
LAKSHADWEEP

Afforestation (Public and Forest Lands)

Area Covered under Plantation

% Achievement of Target
During April to October, 2007

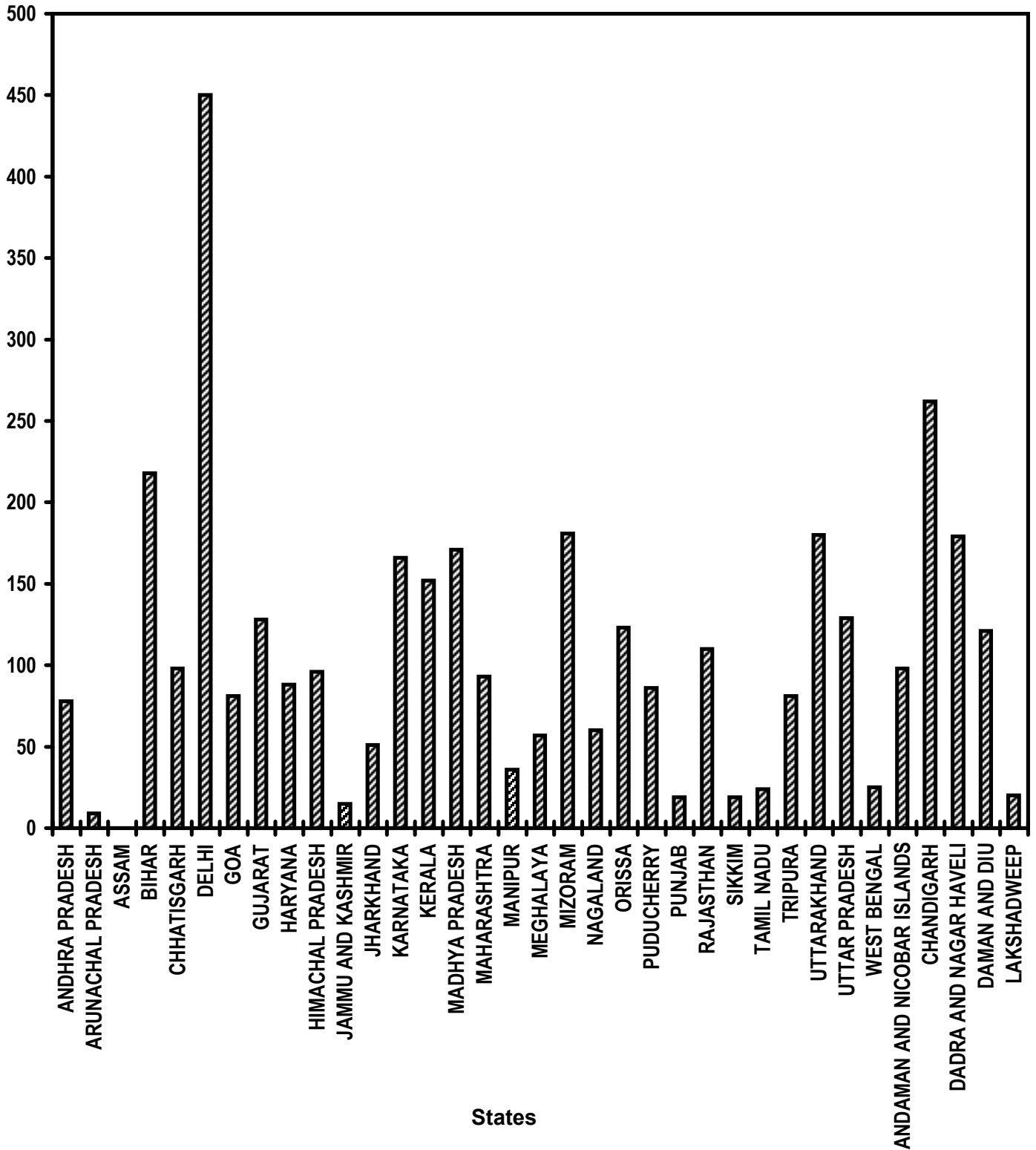


Table - 19(A)

**Afforestation (Public and Forest Lands)
Area Covered under Plantation
(Unit: Hectares)**

Sl. No.	State/UT Name	Target		Achievement April,2007- October,2007	Percent Achievement April,2007- October,2007
		2007-2008	April,2007- October,2007		
(1)	(2)	(3)	(4)	(5)	(5)/(4)
1	ANDHRA PRADESH	3,00,000	1,75,000	1,37,271	78
2	ARUNACHAL PRADESH	10,000	5,831	536	9
3	ASSAM	20,000	11,662	0	0
4	BIHAR	20,000	11,662	25,371	218
5	CHHATISGARH	1,00,000	58,331	57,248	98
6	DELHI	25	14	63	450
7	GOA	1,000	581	471	81
8	GUJARAT	1,00,000	58,331	74,704	128
9	HARYANA	20,000	11,662	10,300	88
10	HIMACHAL PRADESH	20,000	11,662	11,157	96
11	JAMMU AND KASHMIR	35,000	20,412	3,127	15
12	JHARKHAND	1,00,000	58,331	29,469	51
13	KARNATAKA	80,000	46,662	77,234	166
14	KERALA	10,000	5,831	8,880	152
15	MADHYA PRADESH	2,50,000	1,45,831	2,50,000	171
16	MAHARASHTRA	1,00,000	58,331	54,502	93
17	MANIPUR	10,000	5,831	2,077	36
18	MEGHALAYA	6,000	3,500	1,988	57
19	MIZORAM	9,000	5,250	9,489	181
20	NAGALAND	25,000	14,581	8,784	60
21	ORISSA	80,000	46,662	57,507	123
22	PUDUCHERRY	75	42	36	86
23	PUNJAB	15,000	8,750	1,636	19
24	RAJASTHAN	80,000	46,662	51,247	110
25	SIKKIM	12,000	7,000	1,334	19
26	TAMIL NADU	1,60,000	93,331	22,422	24
27	TRIPURA	15,000	8,750	7,098	81
28	UTTARAKHAND	1,40,000	81,662	1,47,278	180
29	UTTAR PRADESH	60,000	35,000	45,277	129
30	WEST BENGAL	80,000	46,662	11,685	25
31	ANDAMAN AND NICOBAR ISLANDS	1,500	875	859	98
32	CHANDIGARH	150	84	220	262
33	DADRA AND NAGAR HAVELI	200	112	200	179
34	DAMAN AND DIU	30	14	17	121
35	LAKSHADWEEP	20	10	2	20
Grand Total		18,60,000	10,84,912	11,09,489	102

Very Good:(90% or above of targets)

BIHAR, CHHATISGARH, DELHI, GUJARAT, HIMACHAL PRADESH, KARNATAKA, KERALA, MADHYA PRADESH, MAHARASHTRA, MIZORAM, ORISSA, RAJASTHAN, UTTARAKHAND, UTTAR PRADESH, ANDAMAN AND NICOBAR ISLANDS, CHANDIGARH, DADRA AND NAGAR HAVELI, DAMAN AND DIU

Good:(Between 80% to 90% targets)

GOA, HARYANA, PUDUCHERRY, TRIPURA

Poor:(Below 80% of targets)

ANDHRA PRADESH, ARUNACHAL PRADESH, ASSAM, JAMMU AND KASHMIR, JHARKHAND, MANIPUR, MEGHALAYA, NAGALAND, PUNJAB, SIKKIM, TAMIL NADU, WEST BENGAL, LAKSHADWEEP

Afforestation (Public and Forest Lands)

Seedlings planted
% Achievement of Target
During April to October, 2007

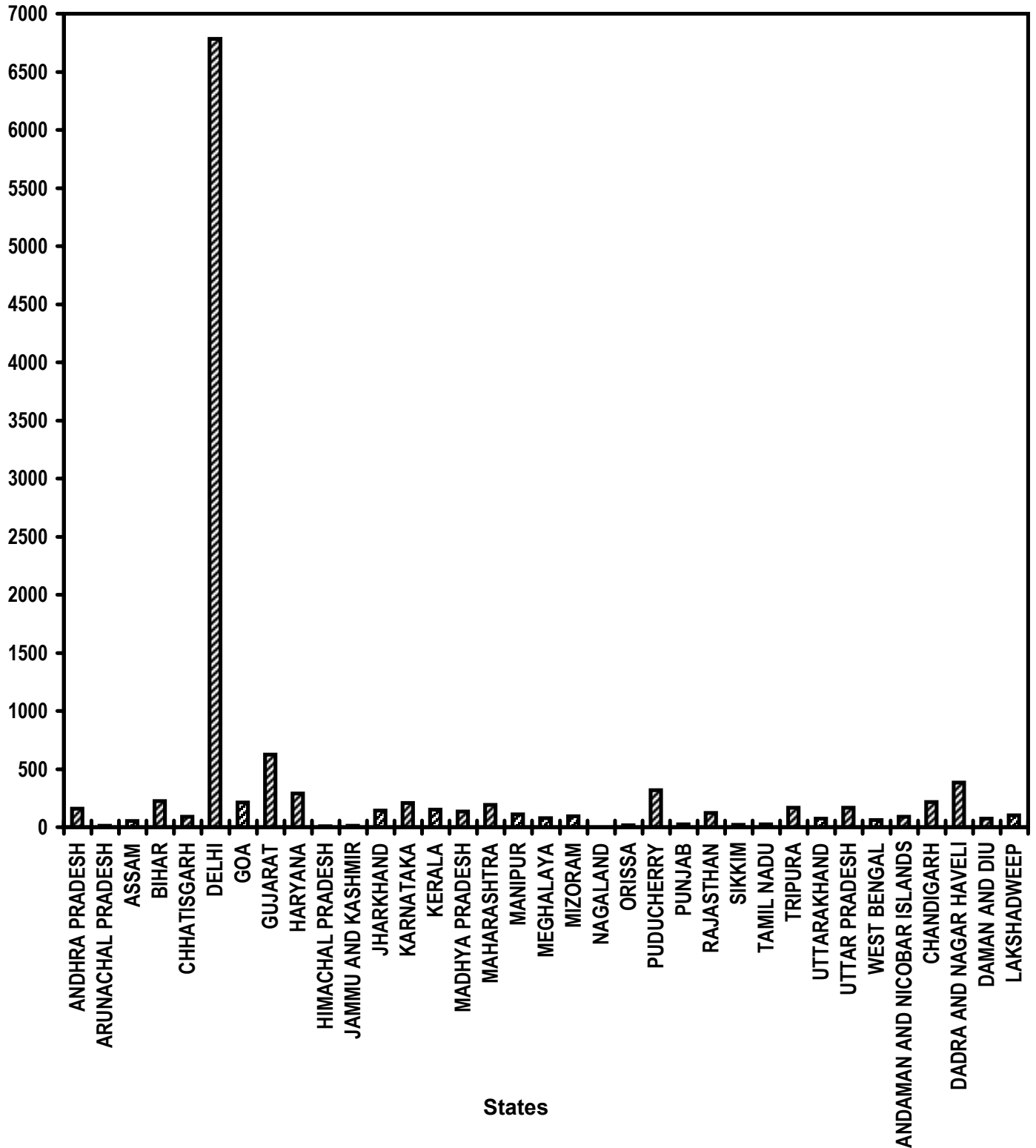


Table - 19(B)

**Afforestation (Public and Forest Lands)
Seedlings planted
(Unit: Number)**

Sl. No.	State/UT Name	Target		Achievement	Percent
		2007-2008	April,2007- October,2007	April,2007- October,2007	Achievement April,2007- October,2007
(1)	(2)	(3)	(4)	(5)	(5)/(4)
1	ANDHRA PRADESH	19,50,00,000	11,37,50,000	18,20,78,157	160
2	ARUNACHAL PRADESH	65,00,000	37,91,662	4,21,264	11
3	ASSAM	1,30,00,000	75,83,331	41,50,000	55
4	BIHAR	1,30,00,000	75,83,331	1,69,33,000	223
5	CHHATISGARH	6,50,00,000	3,79,16,662	3,45,24,000	91
6	DELHI	20,000	11,662	7,91,000	6,783
7	GOA	6,50,000	3,79,162	8,02,000	212
8	GUJARAT	6,50,00,000	3,79,16,662	23,71,00,000	625
9	HARYANA	1,30,00,000	75,83,331	2,19,42,000	289
10	HIMACHAL PRADESH	1,30,00,000	75,83,331	6,73,000	9
11	JAMMU AND KASHMIR	2,27,50,000	1,32,70,831	15,70,000	12
12	JHARKHAND	6,50,00,000	3,79,16,662	5,33,55,382	141
13	KARNATAKA	5,20,00,000	3,03,33,331	6,34,36,428	209
14	KERALA	65,00,000	37,91,662	56,78,841	150
15	MADHYA PRADESH	16,25,00,000	9,47,91,662	12,78,26,779	135
16	MAHARASHTRA	6,50,00,000	3,79,16,662	7,19,22,000	190
17	MANIPUR	65,00,000	37,91,662	41,54,260	110
18	MEGHALAYA	39,00,000	22,75,000	17,75,107	78
19	MIZORAM	58,50,000	34,12,500	32,36,360	95
20	NAGALAND	1,62,50,000	94,79,162	0	0
21	ORISSA	5,20,00,000	3,03,33,331	49,73,000	16
22	PUDUCHERRY	50,000	29,162	92,901	319
23	PUNJAB	97,50,000	56,87,500	12,97,000	23
24	RAJASTHAN	5,20,00,000	3,03,33,331	3,70,55,000	122
25	SIKKIM	78,00,000	45,50,000	9,28,473	20
26	TAMIL NADU	10,40,00,000	6,06,66,662	1,38,43,000	23
27	TRIPURA	97,50,000	56,87,500	95,13,000	167
28	UTTARAKHAND	9,10,00,000	5,30,83,331	3,87,19,000	73
29	UTTAR PRADESH	3,90,00,000	2,27,50,000	3,80,92,736	167
30	WEST BENGAL	5,20,00,000	3,03,33,331	1,86,96,000	62
31	ANDAMAN AND NICOBAR ISLANDS	9,80,000	5,71,662	5,05,361	88
32	CHANDIGARH	1,00,000	58,331	1,26,595	217
33	DADRA AND NAGAR HAVELI	1,30,000	75,831	2,90,000	382
34	DAMAN AND DIU	20,000	11,662	8,645	74
35	LAKSHADWEEP	10,000	5,831	6,055	104
Grand Total		1,20,90,10,000	70,52,55,733	99,65,16,344	141

Very Good:(90% or above of targets)

ANDHRA PRADESH, BIHAR, CHHATISGARH, DELHI, GOA, GUJARAT, HARYANA, JHARKHAND, KARNATAKA, KERALA, MADHYA PRADESH, MAHARASHTRA, MANIPUR, MIZORAM, PUDUCHERRY, RAJASTHAN, TRIPURA, UTTAR PRADESH, CHANDIGARH, DADRA AND NAGAR HAVELI, LAKSHADWEEP

Good:(Between 80% to 90% targets)

ANDAMAN AND NICOBAR ISLANDS

Poor:(Below 80% of targets)

ARUNACHAL PRADESH, ASSAM, HIMACHAL PRADESH, JAMMU AND KASHMIR, MEGHALAYA, NAGALAND, ORISSA, PUNJAB, SIKKIM, TAMIL NADU, UTTARAKHAND, WEST BENGAL, DAMAN AND DIU

Table - 20(A)

Rehabilitation of Handicapped and Orphans
Handicapped: Deen Dayal Rehabilitation Scheme (Beneficiaries)
(Unit: Number)

Sl. No.	State/UT Name	Target		Achievement	Percent
		2007-2008	April,2007- October,2007	April,2007- October,2007	Achievement April,2007- October,2007
(1)	(2)	(3)	(4)	(5)	(5)/(4)
1	ANDHRA PRADESH	-	-	14,159	-
2	ARUNACHAL PRADESH	-	-	0	-
3	ASSAM	-	-	0	-
4	BIHAR	-	-	0	-
5	CHHATISGARH	-	-	0	-
6	DELHI	-	-	0	-
7	GOA	-	-	0	-
8	GUJARAT	-	-	0	-
9	HARYANA	-	-	0	-
10	HIMACHAL PRADESH	-	-	373	-
11	JAMMU AND KASHMIR	-	-	172	-
12	JHARKHAND	-	-	37,365	-
13	KARNATAKA	-	-	112	-
14	KERALA	-	-	0	-
15	MADHYA PRADESH	-	-	0	-
16	MAHARASHTRA	-	-	27	-
17	MANIPUR	-	-	1,170	-
18	MEGHALAYA	-	-	300	-
19	MIZORAM	-	-	0	-
20	NAGALAND	-	-	546	-
21	ORISSA	-	-	3,073	-
22	PUDUCHERRY	-	-	1,454	-
23	PUNJAB	-	-	0	-
24	RAJASTHAN	-	-	0	-
25	SIKKIM	-	-	0	-
26	TAMIL NADU	-	-	0	-
27	TRIPURA	-	-	0	-
28	UTTARAKHAND	-	-	42	-
29	UTTAR PRADESH	-	-	0	-
30	WEST BENGAL	-	-	8,613	-
31	ANDAMAN AND NICOBAR ISLANDS	-	-	0	-
32	CHANDIGARH	-	-	0	-
33	DADRA AND NAGAR HAVELI	-	-	0	-
34	DAMAN AND DIU	-	-	0	-
35	LAKSHADWEEP	-	-	0	-
Grand Total		-	-	67,406	-

Table - 20(B)

Rehabilitation of Handicapped and Orphans
Handicapped: Assistance to Disabled persons for purchase/fitting of Aids and Appliances (Beneficiaries)
(Unit: Number)

Sl. No.	State/UT Name	Target		Achievement	Percent
		2007-2008	April,2007- October,2007	April,2007- October,2007	Achievement April,2007- October,2007
(1)	(2)	(3)	(4)	(5)	(5)/(4)
1	ANDHRA PRADESH	-	-	6,667	-
2	ARUNACHAL PRADESH	-	-	0	-
3	ASSAM	-	-	0	-
4	BIHAR	-	-	0	-
5	CHHATISGARH	-	-	0	-
6	DELHI	-	-	0	-
7	GOA	-	-	91	-
8	GUJARAT	-	-	0	-
9	HARYANA	-	-	4	-
10	HIMACHAL PRADESH	-	-	477	-
11	JAMMU AND KASHMIR	-	-	0	-
12	JHARKHAND	-	-	1,876	-
13	KARNATAKA	-	-	3	-
14	KERALA	-	-	0	-
15	MADHYA PRADESH	-	-	0	-
16	MAHARASHTRA	-	-	8	-
17	MANIPUR	-	-	1,779	-
18	MEGHALAYA	-	-	0	-
19	MIZORAM	-	-	0	-
20	NAGALAND	-	-	0	-
21	ORISSA	-	-	240	-
22	PUDUCHERRY	-	-	477	-
23	PUNJAB	-	-	0	-
24	RAJASTHAN	-	-	5,742	-
25	SIKKIM	-	-	155	-
26	TAMIL NADU	-	-	0	-
27	TRIPURA	-	-	0	-
28	UTTARAKHAND	-	-	116	-
29	UTTAR PRADESH	-	-	1,380	-
30	WEST BENGAL	-	-	5,801	-
31	ANDAMAN AND NICOBAR ISLANDS	-	-	66	-
32	CHANDIGARH	-	-	11	-
33	DADRA AND NAGAR HAVELI	-	-	0	-
34	DAMAN AND DIU	-	-	0	-
35	LAKSHADWEEP	-	-	0	-
<i>Grand Total</i>		-	-	24,893	-

Table - 20(C)

**Rehabilitation of Handicapped and Orphans
(Unit: Number)**

Sl. No.	State/UT Name	Orphans:	Orphans:
		Assistance to Home for Children (Shishu Greh) : In country adoptions (Number) April,2007-October,2007	Assistance to Home for Children (Shishu Greh) : Inter country adoptions (Number) April,2007-October,2007
(1)	(2)	(3)	(4)
1	ANDHRA PRADESH	167	24
2	ARUNACHAL PRADESH	0	0
3	ASSAM	0	0
4	BIHAR	0	0
5	CHHATISGARH	0	0
6	DELHI	0	0
7	GOA	0	0
8	GUJARAT	0	0
9	HARYANA	0	9
10	HIMACHAL PRADESH	4	0
11	JAMMU AND KASHMIR	0	0
12	JHARKHAND	763	0
13	KARNATAKA	0	0
14	KERALA	21	0
15	MADHYA PRADESH	9	0
16	MAHARASHTRA	31	0
17	MANIPUR	0	0
18	MEGHALAYA	0	0
19	MIZORAM	0	0
20	NAGALAND	0	0
21	ORISSA	0	0
22	PUDUCHERRY	7	7
23	PUNJAB	0	0
24	RAJASTHAN	0	0
25	SIKKIM	0	0
26	TAMIL NADU	0	0
27	TRIPURA	0	0
28	UTTARAKHAND	0	1
29	UTTAR PRADESH	34	0
30	WEST BENGAL	265	259
31	ANDAMAN AND NICOBAR ISLANDS	1	0
32	CHANDIGARH	6	0
33	DADRA AND NAGAR HAVELI	0	0
34	DAMAN AND DIU	0	0
35	LAKSHADWEEP	0	0
Grand Total		1,308	300

Table - 21(A)

**Welfare of the aged : Under the Scheme Integrated Programme for Older persons
Beneficiaries under Day-care Homes
(Unit: Number)**

Sl. No.	State/UT Name	Target		Achievement	Percent
		2007-2008	April,2007- October,2007	April,2007- October,2007	Achievement April,2007- October,2007
(1)	(2)	(3)	(4)	(5)	(5)/(4)
1	ANDHRA PRADESH	-	-	2,450	-
2	ARUNACHAL PRADESH	-	-	0	-
3	ASSAM	-	-	0	-
4	BIHAR	-	-	0	-
5	CHHATISGARH	-	-	0	-
6	DELHI	-	-	0	-
7	GOA	-	-	47	-
8	GUJARAT	-	-	0	-
9	HARYANA	-	-	600	-
10	HIMACHAL PRADESH	-	-	0	-
11	JAMMU AND KASHMIR	-	-	0	-
12	JHARKHAND	-	-	1,86,910	-
13	KARNATAKA	-	-	1	-
14	KERALA	-	-	27	-
15	MADHYA PRADESH	-	-	375	-
16	MAHARASHTRA	-	-	1,917	-
17	MANIPUR	-	-	0	-
18	MEGHALAYA	-	-	0	-
19	MIZORAM	-	-	0	-
20	NAGALAND	-	-	0	-
21	ORISSA	-	-	3,575	-
22	PUDUCHERRY	-	-	50	-
23	PUNJAB	-	-	0	-
24	RAJASTHAN	-	-	0	-
25	SIKKIM	-	-	0	-
26	TAMIL NADU	-	-	1,168	-
27	TRIPURA	-	-	0	-
28	UTTARAKHAND	-	-	0	-
29	UTTAR PRADESH	-	-	235	-
30	WEST BENGAL	-	-	1,700	-
31	ANDAMAN AND NICOBAR ISLANDS	-	-	0	-
32	CHANDIGARH	-	-	0	-
33	DADRA AND NAGAR HAVELI	-	-	0	-
34	DAMAN AND DIU	-	-	0	-
35	LAKSHADWEEP	-	-	0	-
Grand Total		-	-	1,99,055	-

Table - 21(B)

Welfare of the aged
Beneficiaries under Old-age Homes
(Unit: Number)

Sl. No.	State/UT Name	Target		Achievement	Percent
		2007-2008	April,2007- October,2007	April,2007- October,2007	Achievement April,2007- October,2007
(1)	(2)	(3)	(4)	(5)	(5)/(4)
1	ANDHRA PRADESH	-	-	2,775	-
2	ARUNACHAL PRADESH	-	-	0	-
3	ASSAM	-	-	0	-
4	BIHAR	-	-	0	-
5	CHHATISGARH	-	-	0	-
6	DELHI	-	-	0	-
7	GOA	-	-	0	-
8	GUJARAT	-	-	0	-
9	HARYANA	-	-	176	-
10	HIMACHAL PRADESH	-	-	171	-
11	JAMMU AND KASHMIR	-	-	123	-
12	JHARKHAND	-	-	19,39,807	-
13	KARNATAKA	-	-	56	-
14	KERALA	-	-	450	-
15	MADHYA PRADESH	-	-	1,225	-
16	MAHARASHTRA	-	-	1,740	-
17	MANIPUR	-	-	0	-
18	MEGHALAYA	-	-	0	-
19	MIZORAM	-	-	0	-
20	NAGALAND	-	-	35	-
21	ORISSA	-	-	1,325	-
22	PUDUCHERRY	-	-	325	-
23	PUNJAB	-	-	0	-
24	RAJASTHAN	-	-	843	-
25	SIKKIM	-	-	0	-
26	TAMIL NADU	-	-	916	-
27	TRIPURA	-	-	0	-
28	UTTARAKHAND	-	-	19	-
29	UTTAR PRADESH	-	-	71	-
30	WEST BENGAL	-	-	900	-
31	ANDAMAN AND NICOBAR ISLANDS	-	-	22	-
32	CHANDIGARH	-	-	59	-
33	DADRA AND NAGAR HAVELI	-	-	753	-
34	DAMAN AND DIU	-	-	0	-
35	LAKSHADWEEP	-	-	0	-
<i>Grand Total</i>		-	-	19,51,791	-

Rural Roads - PMGSY

Length of Road Constructed

% Achievement of Target
During April to October, 2007

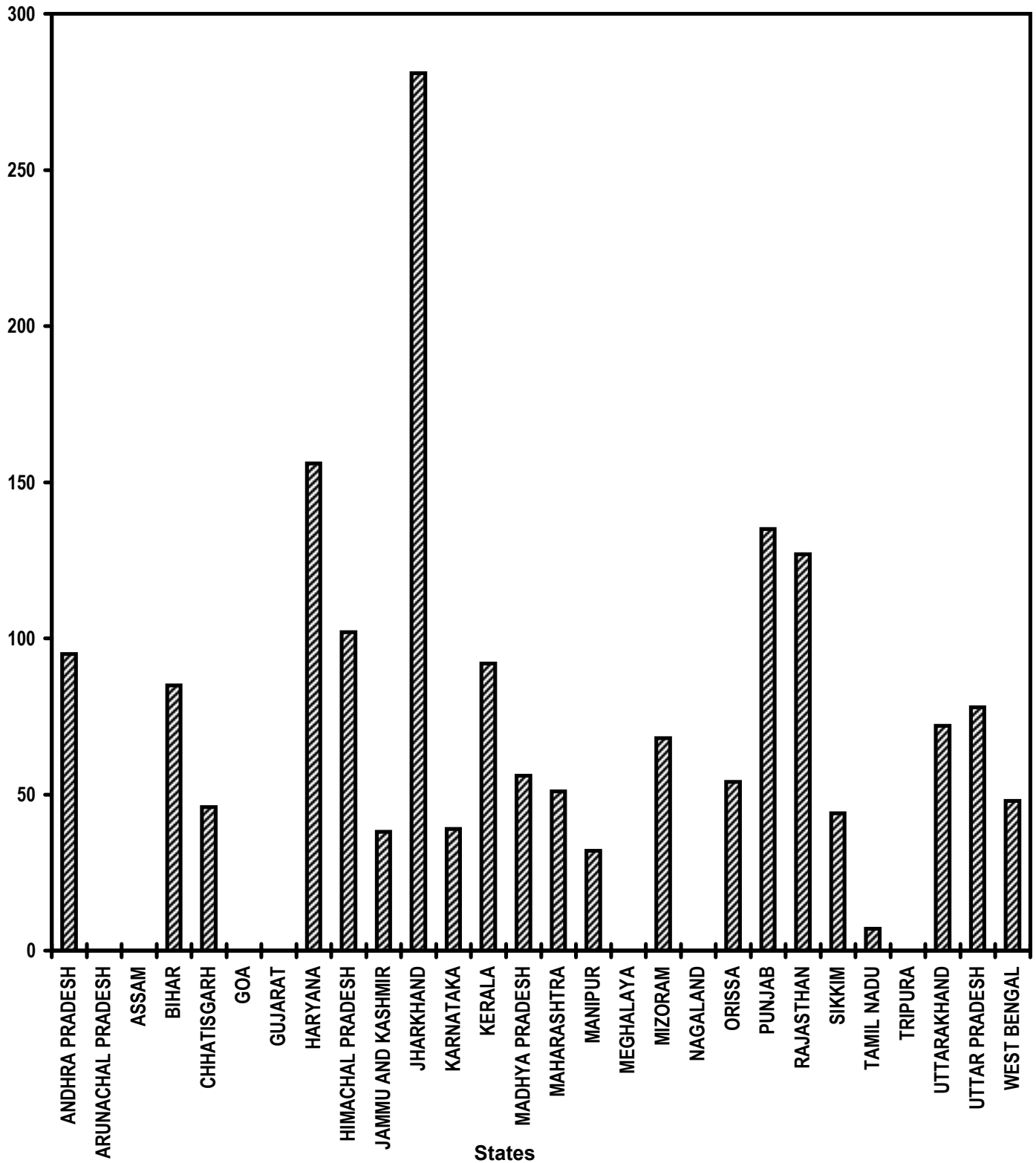


Table - 22

Rural Roads - PMGSY
Length of Road Constructed
(Unit: Kilometer)

Sl. No.	State/UT Name	Target		Achievement April,2007- October,2007	Percent Achievement April,2007- October,2007
		2007-2008	April,2007- October,2007		
(1)	(2)	(3)	(4)	(5)	(5)/(4)
1	ANDHRA PRADESH	2,551	1,276	1,215	95
2	ARUNACHAL PRADESH	361	180	0	0
3	ASSAM	1,685	843	0	0
4	BIHAR	4,005	2,003	1,704	85
5	CHHATISGARH	4,417	2,209	1,007	46
6	GOA	18	9	0	0
7	GUJARAT	500	200	0	0
8	HARYANA	586	293	456	156
9	HIMACHAL PRADESH	1,298	649	661	102
10	JAMMU AND KASHMIR	539	270	103	38
11	JHARKHAND	959	480	1,350	281
12	KARNATAKA	1,824	912	352	39
13	KERALA	433	217	200	92
14	MADHYA PRADESH	6,712	3,357	1,875	56
15	MAHARASHTRA	3,823	1,911	980	51
16	MANIPUR	63	31	10	32
17	MEGHALAYA	176	88	0	0
18	MIZORAM	334	167	113	68
19	NAGALAND	384	192	0	0
20	ORISSA	3,124	1,562	839	54
21	PUNJAB	1,024	512	690	135
22	RAJASTHAN	9,215	4,608	5,867	127
23	SIKKIM	231	116	51	44
24	TAMIL NADU	1,280	640	46	7
25	TRIPURA	442	221	1	0
26	UTTARAKHAND	1,169	584	421	72
27	UTTAR PRADESH	4,976	2,488	1,935	78
28	WEST BENGAL	2,272	1,137	545	48
Grand Total		54,401	27,155	20,421	75

Very Good:(90% or above of targets)

ANDHRA PRADESH, HARYANA, HIMACHAL PRADESH, JHARKHAND, KERALA, PUNJAB, RAJASTHAN

Good:(Between 80% to 90% targets)

BIHAR

Poor:(Below 80% of targets)

ARUNACHAL PRADESH, ASSAM, CHHATISGARH, GOA, GUJARAT, JAMMU AND KASHMIR, KARNATAKA, MADHYA PRADESH, MAHARASHTRA, MANIPUR, MEGHALAYA, MIZORAM, NAGALAND, ORISSA, SIKKIM, TAMIL NADU, TRIPURA, UTTARAKHAND, UTTAR PRADESH, WEST BENGAL

Rajiv Gandhi Grameen Vidyutikaran Yojana

Villages electrified
% Achievement of Target
During April to October, 2007

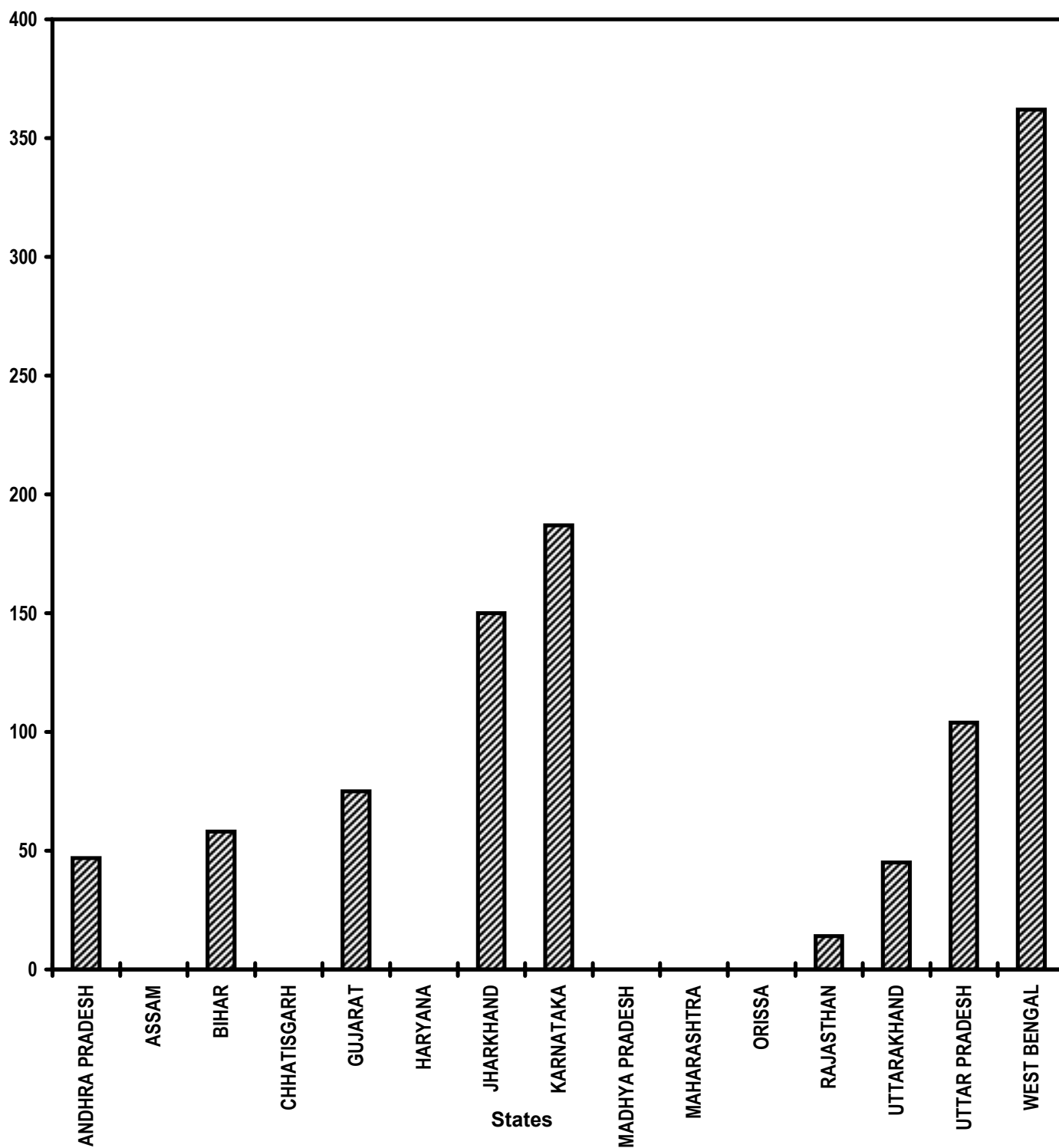


Table - 23

Rajiv Gandhi Grameen Vidyutikaran Yojana
Villages electrified
(Unit: Number)

Sl. No.	State/UT Name	Target		Achievement April,2007- October,2007	Percent Achievement April,2007- October,2007
		2007-2008	April,2007- October,2007		
(1)	(2)	(3)	(4)	(5)	(5)/(4)
1	ANDHRA PRADESH	7,000	4,500	2,125	47
2	ASSAM	50	5	0	0
3	BIHAR	6,000	2,550	1,478	58
4	CHHATISGARH	450	160	0	0
5	GUJARAT	500	200	150	75
6	HARYANA	500	80	0	0
7	JHARKHAND	3,150	700	1,048	150
8	KARNATAKA	5,100	2,700	5,058	187
9	MADHYA PRADESH	1,050	170	0	0
10	MAHARASHTRA	1,000	150	0	0
11	ORISSA	850	150	0	0
12	RAJASTHAN	5,500	1,660	234	14
13	UTTARAKHAND	2,850	485	217	45
14	UTTAR PRADESH	4,500	2,900	3,012	104
15	WEST BENGAL	1,500	950	3,438	362
<i>Grand Total</i>		40,000	17,360	16,760	97

Very Good:(90% or above of targets)

JHARKHAND, KARNATAKA, UTTAR PRADESH, WEST BENGAL

Poor:(Below 80% of targets)

ANDHRA PRADESH, ASSAM, BIHAR, CHHATISGARH, GUJARAT, HARYANA, MADHYA PRADESH, MAHARASHTRA, ORISSA, RAJASTHAN, UTTARAKHAND

Energising pump sets

Pumps sets energized

% Achievement of Target
During April to October, 2007

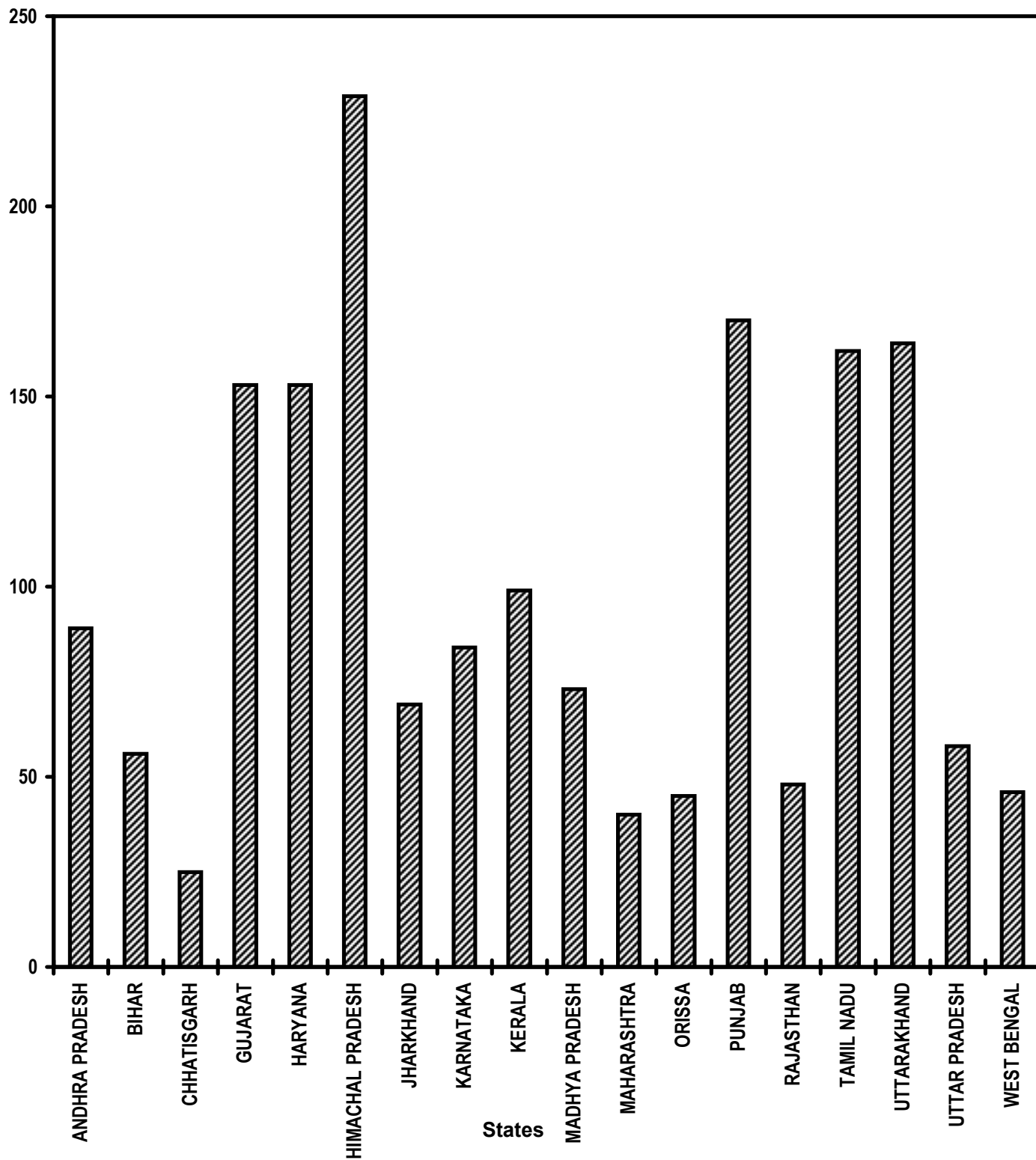


Table - 24

**Energising pump sets
Pumps sets energized
(Unit: Number)**

Sl. No.	State/UT Name	Target		Achievement	Percent
		2007-2008	April,2007- October,2007	April,2007- October,2007	Achievement April,2007- October,2007
(1)	(2)	(3)	(4)	(5)	(5)/(4)
1	ANDHRA PRADESH	50,000	29,162	25,871	89
2	BIHAR	1,500	875	490	56
3	CHHATISGARH	40,000	23,331	5,734	25
4	GUJARAT	9,140	5,327	8,139	153
5	HARYANA	6,000	3,500	5,356	153
6	HIMACHAL PRADESH	600	350	800	229
7	JHARKHAND	3,000	1,750	1,214	69
8	KARNATAKA	20,000	11,662	9,793	84
9	KERALA	15,000	8,750	8,699	99
10	MADHYA PRADESH	5,600	3,262	2,370	73
11	MAHARASHTRA	2,16,269	1,26,154	50,567	40
12	ORISSA	1,538	896	400	45
13	PUNJAB	6,000	3,500	5,943	170
14	RAJASTHAN	30,000	17,500	8,447	48
15	TAMIL NADU	15,000	8,750	14,203	162
16	UTTARAKHAND	350	203	332	164
17	UTTAR PRADESH	14,801	8,631	4,990	58
18	WEST BENGAL	1,402	812	370	46
Grand Total		4,36,200	2,54,415	1,53,718	60

Very Good:(90% or above of targets)

GUJARAT, HARYANA, HIMACHAL PRADESH, KERALA, PUNJAB, TAMIL NADU, UTTARAKHAND

Good:(Between 80% to 90% targets)

ANDHRA PRADESH, KARNATAKA

Poor:(Below 80% of targets)

BIHAR, CHHATISGARH, JHARKHAND, MADHYA PRADESH, MAHARASHTRA, ORISSA, RAJASTHAN, UTTAR PRADESH, WEST BENGAL

Supply of Electricity

Electricity supplied

% Achievement of Target

During April to October, 2007

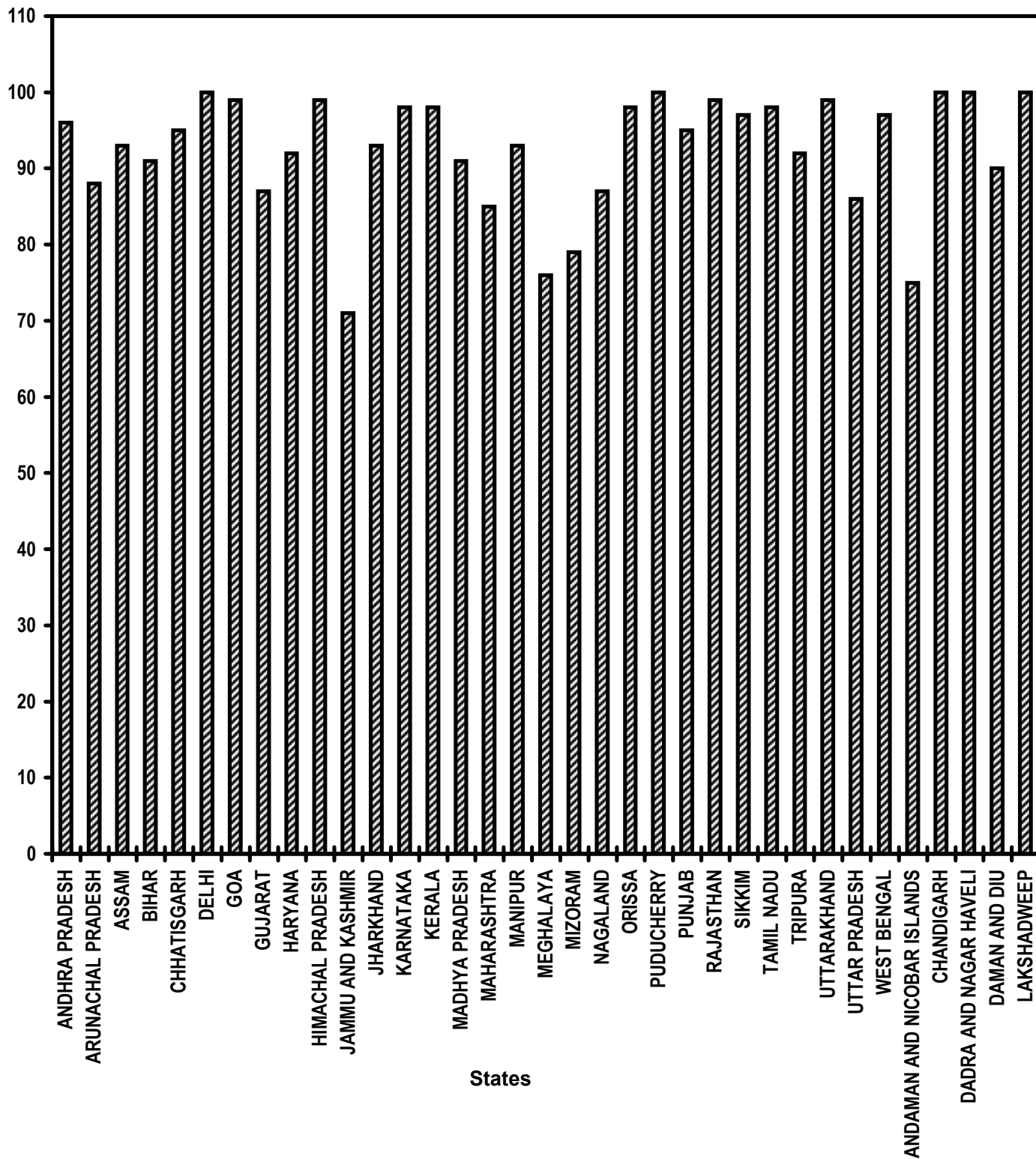


Table - 25

Supply of Electricity

Sl. No.	State/UT Name	Electricity demanded (Million Units) April,2007- October,2007	Electricity supplied (Million Units) April,2007- October,2007	Shortage observed (Million Units) April,2007- October,2007	Percentage of Electricity Supplied
(1)	(2)	(3)	(4)	(5)	(6)
1	ANDHRA PRADESH	36,385	35,057	1,328	96
2	ARUNACHAL PRADESH	206	181	25	88
3	ASSAM	2,847	2,660	187	93
4	BIHAR	5,345	4,852	493	91
5	CHHATISGARH	8,175	7,750	425	95
6	DELHI	14,644	14,604	40	100
7	GOA	1,593	1,577	16	99
8	GUJARAT	37,213	32,411	4,802	87
9	HARYANA	17,651	16,260	1,391	92
10	HIMACHAL PRADESH	3,389	3,350	39	99
11	JAMMU AND KASHMIR	6,431	4,578	1,853	71
12	JHARKHAND	2,833	2,646	187	93
13	KARNATAKA	21,941	21,545	396	98
14	KERALA	8,883	8,744	139	98
15	MADHYA PRADESH	19,949	18,126	1,823	91
16	MAHARASHTRA	63,486	53,662	9,824	85
17	MANIPUR	317	294	23	93
18	MEGHALAYA	995	761	234	76
19	MIZORAM	164	130	34	79
20	NAGALAND	219	191	28	87
21	ORISSA	10,724	10,563	161	98
22	PUDUCHERRY	1,103	1,103	0	100
23	PUNJAB	27,752	26,388	1,364	95
24	RAJASTHAN	19,424	19,263	161	99
25	SIKKIM	146	142	4	97
26	TAMIL NADU	38,955	38,326	629	98
27	TRIPURA	448	414	34	92
28	UTTARAKHAND	3,967	3,926	41	99
29	UTTAR PRADESH	36,574	31,466	5,108	86
30	WEST BENGAL	17,507	16,936	571	97
31	ANDAMAN AND NICOBAR ISLANDS	140	105	35	75
32	CHANDIGARH	937	937	0	100
33	DADRA AND NAGAR HAVELI	1,952	1,952	0	100
34	DAMAN AND DIU	1,019	917	102	90
35	LAKSHADWEEP	14	14	0	100
Grand Total		4,13,328	3,81,831	31,497	92

Very Good:(90% or above of targets)

ANDHRA PRADESH, ASSAM, BIHAR, CHHATISGARH, DELHI, GOA, HARYANA, HIMACHAL PRADESH, JHARKHAND, KARNATAKA, KERALA, MADHYA PRADESH, MANIPUR, ORISSA, PUDUCHERRY, PUNJAB, RAJASTHAN, SIKKIM, TAMIL NADU, TRIPURA, UTTARAKHAND, WEST BENGAL, CHANDIGARH, DADRA AND NAGAR HAVELI, DAMAN AND DIU, LAKSHADWEEP

Good:(Between 80% to 90% targets)

ARUNACHAL PRADESH, GUJARAT, MAHARASHTRA, NAGALAND, UTTAR PRADESH

Poor:(Below 80% of targets)

JAMMU AND KASHMIR, MEGHALAYA, MIZORAM, ANDAMAN AND NICOBAR ISLANDS

Annexure - I

Swaranjayanti Gram Swarojgar Yojana

Sl. No.	State/UT Name	SC Swarozgaries	ST Swarozgaries	Women Swarozgaries	Disabled Swarozgaries
		Assisted (Number) April,2007- October,2007	Assisted (Number) April,2007- October,2007	Assisted (Number) April,2007- October,2007	Assisted (Number) April,2007- October,2007
(1)	(2)	(3)	(4)	(5)	(6)
1	ANDHRA PRADESH	4,357	1,164	8,598	816
2	ARUNACHAL PRADESH	0	0	0	0
3	ASSAM	102	107	165	179
4	BIHAR	2,928	86	1,672	21
5	CHHATISGARH	334	808	378	114
6	GOA	8	10	24	2
7	GUJARAT	5,645	0	3,224	152
8	HARYANA	2,860	0	4,134	52
9	HIMACHAL PRADESH	1,238	150	1,702	43
10	JAMMU AND KASHMIR	130	126	157	1
11	JHARKHAND	2,489	4,530	3,726	184
12	KARNATAKA	12,037	3,643	29,990	397
13	KERALA	1,486	119	819	220
14	MADHYA PRADESH	5,635	5,970	10,462	506
15	MAHARASHTRA	920	581	876	158
16	MANIPUR	0	0	0	0
17	MEGHALAYA	0	1,415	847	0
18	MIZORAM	0	0	0	0
19	NAGALAND	0	466	273	0
20	ORISSA	118	131	103	86
21	PUDUCHERRY	0	0	0	0
22	PUNJAB	786	0	242	33
23	RAJASTHAN	2,860	1,268	3,569	100
24	SIKKIM	37	406	492	28
25	TAMIL NADU	68,407	3,703	1,76,405	2,756
26	TRIPURA	0	0	0	0
27	UTTARAKHAND	1,323	351	2,637	0
28	UTTAR PRADESH	45,397	435	32,673	833
29	WEST BENGAL	3,267	424	8,600	6
30	ANDAMAN AND NICOBAR ISLANDS	0	0	7	1
31	DADRA AND NAGAR HAVELI	0	23	8	0
32	DAMAN AND DIU	0	0	0	0
33	LAKSHADWEEP	0	75	0	0
Grand Total		1,62,364	25,991	2,91,783	6,688

Annexure - II

Sampoorna Grameen Rojgar Yojana

Sl. No.	State/UT Name	Employment Generated for SC (Number of Mandays) April,2007-October,2007	Employment Generated for ST (Number of Mandays) April,2007-October,2007	Employment Generated for Women (Number of Mandays) April,2007-October,2007
(1)	(2)	(3)	(4)	(5)
1	ANDHRA PRADESH	5,94,679	3,69,089	11,13,847
2	ARUNACHAL PRADESH	0	0	0
3	ASSAM	15,32,000	19,02,000	7,95,000
4	BIHAR	0	0	0
5	CHHATISGARH	1,77,000	2,99,000	2,91,000
6	DELHI	0	0	0
7	GOA	0	2	4
8	GUJARAT	21,60,000	0	12,16,000
9	HARYANA	14,40,000	0	6,76,300
10	HIMACHAL PRADESH	2,90,000	83,000	21,000
11	JAMMU AND KASHMIR	21,600	1,34,000	0
12	JHARKHAND	13,97,088	9,91,868	10,57,478
13	KARNATAKA	24,62,000	12,84,000	21,50,000
14	KERALA	10,16,000	81,000	9,47,000
15	MADHYA PRADESH	29,45,000	20,72,000	26,88,000
16	MAHARASHTRA	26,45,000	14,48,000	28,42,000
17	MANIPUR	1,56,000	6,08,000	0
18	MEGHALAYA	0	11,53,000	3,46,000
19	MIZORAM	0	0	0
20	NAGALAND	0	22,75,000	6,89,000
21	ORISSA	9,08,000	2,20,000	8,52,000
22	PUDUCHERRY	21,300	0	4,900
23	PUNJAB	13,02,000	0	88,000
24	RAJASTHAN	24,19,000	8,76,000	21,45,000
25	SIKKIM	39,000	39,000	10,000
26	TAMIL NADU	64,00,500	5,68,800	47,33,500
27	TRIPURA	2,48,000	5,43,000	4,18,000
28	UTTARAKHAND	9,93,900	2,12,400	6,15,000
29	UTTAR PRADESH	1,35,63,281	5,100	37,23,846
30	WEST BENGAL	33,71,000	14,62,000	17,08,200
31	ANDAMAN AND NICOBAR ISLANDS	0	1,334	376
32	CHANDIGARH	0	0	0
33	DADRA AND NAGAR HAVELI	0	0	0
34	DAMAN AND DIU	0	0	0
35	LAKSHADWEEP	0	86,000	0
Grand Total		4,61,02,348	1,67,13,593	2,91,31,451

Annexure - III

Distribution of waste land to the landless

Sl. No.	State/UT Name	Land Distributed to SC	Land Distributed to ST	Land Distributed to Others
		(Hectare) April,2007- October,2007	(Hectare) April,2007- October,2007	(Hectare) April,2007- October,2007
(1)	(2)	(3)	(4)	(5)
1	ANDHRA PRADESH	413	453	1,088
2	ARUNACHAL PRADESH	0	0	0
3	ASSAM	0	0	0
4	BIHAR	57	46	102
5	CHHATISGARH	2,319	3,321	4,047
6	DELHI	0	0	0
7	GOA	0	0	0
8	GUJARAT	467	750	1,050
9	HARYANA	0	0	0
10	HIMACHAL PRADESH	0	0	0
11	JAMMU AND KASHMIR	0	0	0
12	JHARKHAND	2,442	3,341	5,014
13	KARNATAKA	0	0	0
14	KERALA	395	956	77
15	MADHYA PRADESH	0	0	0
16	MAHARASHTRA	56,276	38,175	77,608
17	MANIPUR	0	0	0
18	MEGHALAYA	0	0	0
19	MIZORAM	0	0	0
20	NAGALAND	0	0	0
21	ORISSA	0	0	0
22	PUDUCHERRY	0	0	0
23	PUNJAB	0	0	0
24	RAJASTHAN	0	0	0
25	SIKKIM	0	0	0
26	TAMIL NADU	4,965	314	17,624
27	TRIPURA	0	0	0
28	UTTARAKHAND	0	0	0
29	UTTAR PRADESH	3,128	93	2,093
30	WEST BENGAL	0	0	0
31	ANDAMAN AND NICOBAR ISLANDS	0	0	0
32	CHANDIGARH	0	0	0
33	DADRA AND NAGAR HAVELI	0	0	0
34	DAMAN AND DIU	0	0	0
35	LAKSHADWEEP	0	0	0
Grand Total		70,462	47,449	1,08,703

LIST OF ITEMS

Point No.	Item No.	Name of the Points/Items
I.		Garibi Hatao [Poverty Eradication]
		Rural Areas
	1.	Employment generation under the National Rural Employment Guarantee Scheme
	2.	Swaranjayanti Gram Swarajgar Yojana
	3.	Sampoorna Grameen Rojgar Yojana
	4.	Rural Business Hubs in Partnership with Panchayats
	5.	Self help Groups
		Urban Areas
	6.	Swaranjayanti Shehari Rojgar Yojana
II.		Jan Shakti (Power to People)
	7.	Local Self Government (Panchayati Raj and Urban Local Bodies) - Activity Mapping for devolution of functions - Budget Flow of Funds - Assignment of Functionaries
	8.	Quick and Inexpensive Justice – Gram Nyayalayas and Nyaya Panchayats.
	9.	District Planning Committees.
III.		Kisan Mitra [Support to Farmers]
	10.	Water shed development and Dry land farming
	11.	Marketing and infrastructural support to farmers
	12.	Irrigation facilities (including minor and micro irrigation) for agriculture
	13.	Credit to farmers
	14.	Distribution of waste land to the landless
IV.		Shramik Kalyan [Labour Welfare]
	15.	Social Security for Agricultural and Unorganised Labour
	16.	Minimum Wages Enforcement (including Farm Labour)
	17.	Prevention of Child Labour
	18.	Welfare of Women Labour
V.		Khadya Suraksha [Food Security]
	19.	Food security: (i) Targeted Public Distribution system, (ii) Antodaya Anna Yojana, (iii) Establishing Grain banks in chronically food scarcity areas

Contd....

Point No.	Item No.	Name of the Points/Items
VI.		Subke Liye Aawas [Housing for All]
	20.	Rural Housing - Indira Awaas Yojana
	21.	EWS/LIG Houses in Urban Areas
VII.		Shudh Peya Jal [Clean Drinking Water]
	22.	Rural Areas. - Swajaldhara - Accelerated Rural Water Supply Programme
	23.	Urban Areas: - Accelerated Urban Water Supply Programme
VIII.		Jan Jan Ka Swasthya [Health for All]
	24.	Control and prevention of major diseases: (a) HIV/AIDS (b) TB (c) Malaria (d) Leprosy (e) Blindness
	25.	National Rural Health Mission
	26.	Immunisation of Children
	27.	Sanitation Programme in - Rural Areas - Urban areas
	28.	Institutional Delivery
	29.	Prevention of Female Foeticide
	30.	Supplementary nutrition for Mothers and Children
	31.	Two Child norms
IX.		Sabke Liye Shiksha [Education for All]
	32.	Sarv Shiksha Abhiyan
	33.	Mid Day Meal Scheme - Compulsory Elementary Education
X.		Anusuchit Jaati, Jan Jaati, Alp-sankhyak evam Anya Pichhra Varg Kalyan [Welfare of Scheduled Castes, Scheduled Tribes, Minorities and OBCs]
	34.	SC Families Assisted
	35.	Rehabilitation of Scavengers
	36.	ST Families Assisted
	37.	Rights of Forest dwellers – Owners of minor forest produce
	38.	Primitive Tribal Groups
	39.	No alienation of Tribal lands
	40.	Implementation of Panchayats (Extension to Scheduled Areas) Act [PESA]
	41.	Welfare of Minorities
	42.	Professional education among all minority communities
	43.	Reservation of OBCs in - Education - Employment

Contd...

Point No.	Item No.	Name of the Points/Items
XI.		Mahila Kalyan [Women Welfare]
	44.	Financial Assistance for Women Welfare
	45.	Improved participation of women in (a) Panchayats (b) Municipalities (c) State Legislatures (d) Parliament
XII.		Bal Kalyan (Child Welfare)
	46.	Universalisation of ICDS Scheme
	47.	Functional Anganwadis
XIII.		Yuva Vikas [Youth Development]
	48.	Sports for all in Rural and Urban areas
	49.	Rashtriya Sadbhavana Yojana
	50.	National Service Scheme
XIV.		Basti Sudhar [Improvement of Slums]
	51.	Number of Urban poor families assisted under seven point charter viz. land tenure, housing at affordable cost, water, sanitation, health, education, and social security.
XV.		Paryavaran Sanrakshan evam Van Vridhi [Environment Protection and Afforestation]
	52.	Afforestation (a) Area Covered under Plantation on - Public and Forest Lands (b) Number of Seedlings planted on -Public and Forest Lands
	53.	Prevention of pollution of Rivers and water bodies
	54.	Solid and liquid waste management in - Rural Areas - Urban Areas
XVI.		Samajik Suraksha [Social Security]
	55.	Rehabilitation of handicapped and orphans.
	56.	Welfare of the aged
XVII.		Grameen Sadak [Rural Roads]
	57.	Rural Roads - PMGSY
XVIII.		Grameen Oorja [Energization of Rural Area]
	58.	Bio-diesel Production
	59.	Rajiv Gandhi Grameen Vidyutikaran Yojana
	60.	Renewable Energy
	61.	Energising Pump sets
	62.	Supply of Electricity
	63.	Supply of Kerosene and LPG
XIX.		Pichhara Kshetra Vikas [Development of Backward Areas]
	64.	Backward Regions Grants Fund
XX.		e- Shasan [IT enabled e-Governance]
	65.	Central and State Governments
	66.	Panchayats and Municipalities

ABBREVIATIONS USED

AAV	Antodaya Anna Yojana
ARWSP	Accelerated Rural Water Supply Programme
DDRS	Deen Dayal Rehabilitation Scheme
EWS	Economically Weaker Section
IAY	Indira Awaas Yojana
ICDS	Integrated Child Development Scheme
LIG	Low Income Group
MWE	Minimum Wages Enforcement
NC	Not Covered
NREGS	National Rural Employment Guarantee Scheme
PC	Partially Covered
PMGSY	Prime Minister Grameen Sadak Yojana
SC	Scheduled Caste
RGGVY	Rajiv Gandhi Grameen Vidyutikaran Yojana
SGRY	Sampoorna Grameen Rojgar yojana
SGSY	Swaranjayanati Gram Swarojgar Yojana
SHG	Self Help Groups
ST	Scheduled Tribe
TPDS	Targeted Public Distribution system