

TWENTY POINT PROGRAMME-2006
PROGRESS REPORT
FOR
APRIL- DECEMBER, 2007



GOVERNMENT OF INDIA
MINISTRY OF STATISTICS AND PROGRAMME IMPLEMENTATION
SARDAR PATEL BHAWAN, SANSAD MARG,
NEW DELHI-110 001

Website: www.mospi.gov.in

CONTENTS

	Page No.
I. Introduction	i
II. List of Twenty Points	ii
III. List of Monthly Monitored Items	iii
IV. List of items identified tentatively for ranking	iv
V. Status of receipt of targets for Monthly Monitored items	v
VI. List of items under TPP-2006 yet to be operationalised	viii

PART-I Overall Performance Analysis

VII. Progress Report	1
VIII. Highlights	2
Table - A - All India Performance	6
Table- B - State Wise Performance	7
Table- C - State Wise and Item Wise Performance	12
Table- D- Score Card and Ranking of States	21

PART- II Performance Tables

Table No.	Description of Item	
1	Employment Generation - NREG Scheme	24
2	Swaranjayanti Gram Swarojgar Yojana (SGSY)	25
3	Sampoorna Gramin Rozgar Yojana – SGRY	27
4(A)	SHGs Formed under SGSY	28
4 (B)	SHGs to whom income generating activities provided	29
5	Distribution of waste land to the landless	31
6 (A)	Minimum Wages Enforcement (Including Farm Labour)	32
	(i) Inspections made (ii) Irregularities detected (iii) Irregularities rectified	
6(B)	Minimum Wages Enforcement (Including Farm Labour)	33
	(i) Claims filed (ii) Claims settled	
6 (c)	Minimum Wages Enforcement (Including Farm Labour)	34
	(i) Prosecution cases pending (ii) Prosecution cases filed (iii) Prosecution cases decided	
7(A)	Targeted Public Distribution System	35
7(B)	Antodaya Anna Yojana	37
8	Rural Housing - Indira Awaas Yojana	39
9	EWS/LIG Houses in Urban Areas	41
10(A)	Rural Areas - ARWSP Habitations (NC/PC) covered	43
10(B)	Slipped back habitations with water quality problem covered	45

Contd...

Table No.	Description of Item	Page No.
11(A)	Immunisation of Children- Routine Immunisation comprising of DPT, Polio, BCG and Measles- Infants Immunised	47
11(B)	Pulse Polio Immunisation Programme- Infants Immunised	49
12	Sanitation Programme in Rural Areas	51
13	Institutional Delivery	52
14	SC Families Assisted	53
15	ST Families Assisted	55
16	Universalization of ICDS Scheme	56
17	Functional Anganwadis	58
18	No. of Urban poor families assisted under Seven Point Charter	60
19(A)	Afforestation- Area Covered under Plantation- (Public and Forest Lands)	62
19(B)	Afforestation- Seedlings planted – (Public and Forest Lands)	64
20	Rural Roads – PMGSY	66
21	Rajiv Gandhi Grameen Vidyutikaran Yojana -RGGVY	67
22	Energising pump sets	69
23	Supply of Electricity	71

Annexures

○ SC, ST, Women and Disabled Swarozgaris Assisted under SGSY	Annexure -I
○ Employment Generated for SC, ST and Women under SGRY	Annexure -II
○ Waste land distributed to SC, ST and Others	Annexure -III
○ List of 66 items to be monitored under TPP-2006	Annexure -IV
○ Abbreviations used	Annexure -V

Twenty Point Programme – 2006

An Introduction

The Twenty Point Programme (TPP) was launched by the Government of India in 1975 and restructured in 1982 and again in 1986. Over the years, the need for restructuring the Programme has been felt in the light of our achievements and experiences, as well as the introduction of several new policies and programmes by the Government of India. Although the TPP has been in existence for the last 30 years, it is still relevant today as the desired objectives of eradication of poverty and improvement in the quality of life of the common man have yet to be completely attained.

2. TPP-86 has now been restructured and is called Twenty Point Programme-2006 (TPP-2006). The programmes and schemes under the TPP-2006 are in harmony with the priorities contained in the National Common Minimum Programme (NCMP), the Millennium Development Goals (MDGs) of the United Nations and SAARC Social Charter. The original nomenclature, namely the Twenty Point Programme, which has been in existence for the past three decades, and carries the stamp of familiarity among the people and administrative agencies, has been retained.

3. TPP-2006 has Points for the benefit of both the rural and urban people. Its thrust is towards programmes for eradicating poverty and improving the quality of life of the poor and the under-privileged people all over the country. The programme covers various socio economic aspects like poverty, employment, education, housing, health, agriculture, land reforms, irrigation, drinking water, protection and empowerment of weaker sections, consumer protection, environment, e-Governance, etc.

4. TPP-2006 has 20 Points and 66 items. All the 66 items of TPP-2006 (list at *Annexure-IV*) are not amenable to reporting on monthly basis. Also, some of the schemes/ programmes are yet to be operationalised by the Central Nodal Ministries concerned. These items will be monitored only after the schemes concerning them come into existence and their frequency of monitoring will be decided later. Due to change in frequency of monitoring from monthly to annual by the concerned Nodal Ministries, two items namely “Rehabilitation of Handicapped and Orphans” and “Welfare of the Aged” shall now be monitored on annual basis instead of monthly basis. Accordingly, the number of items, being monitored on monthly basis has been reduced from 25 to 23. Remaining items under TPP-2006, will be monitored on annual basis as the information in respect of these items will be made available on annual basis by the concerned Ministries. Out of 23 monthly monitored items, the performance in respect of 19 items shall be provided by the States/UTs and in respect of 4 items by the concerned Nodal Ministries. For the purpose of ranking, the performance of States on monthly basis in respect of 20 tentatively identified items/parameters have been evaluated.

5. The three-tier monitoring mechanism in TPP-1986 at District, State and Central level has been widened in TPP-2006 by including Block level monitoring. This will ensure proper and timely implementation of programmes/schemes by effective monitoring. State Governments/UT Administrations have been requested to ensure that the monitoring committees at various levels are put in place, where they do not exist. The comprehensive Guidelines on TPP-2006 have been issued and hoisted on the website (www.mospi.gov.in) of this Ministry.

Twenty Point Programme – 2006

Twenty Points

1. Garibi Hatao [Poverty Eradication]
2. Jan Shakti (Power to People)
3. Kisan Mitra [Support to Farmers]
4. Shramik Kalyan [Labour Welfare]
5. Khadya Suraksha [Food Security]
6. Subke Liye Aawas [Housing for All]
7. Shudh Peya Jal [Clean Drinking Water]
8. Jan Jan Ka Swasthya [Health for All]
9. Sabke Liye Shiksha [Education for All]
10. Anusuchit Jaati, Jan Jaati, Alp-sankhyak evam
Any Pichhra Varg Kalyan [Welfare of Scheduled Castes,
Scheduled Tribes, Minorities and OBCs]
11. Mahila Kalyan [Women Welfare]
12. Bal Kalyan [Child Welfare]
13. Yuva Vikas [Youth Development]
14. Basti Sudhar [Improvement of Slums]
15. Paryavaran Sanrakshan evam Van Vridhi
[Environment Protection and Afforestation]
16. Samajik Suraksha [Social Security]
17. Grameen Sadak [Rural Roads]
18. Grameen Oorja [Energization of Rural Area]
19. Pichhara Kshetra Vikas [Development of Backward Areas]
20. e- Shasan [IT enabled e-Governance]

Twenty Point Programme – 2006

Monthly Monitored Items

1. Employment generation under the National Rural Employment Guarantee Scheme
2. Swarnajayanti Gram Swarajgar Yojana
3. Sampurna Grameen Rojgar Yojana
4. Self help Groups
5. Distribution of Waste land to landless
6. Minimum Wages Enforcement (including Farm Labour)
7. Food security:
 - (i) Targeted Public Distribution system,
 - (ii) Antodaya Anna Yojana,
8. Rural Housing - Indira Awaas Yojana
9. EWS/LIG Houses in Urban Areas
10. Rural Areas.
- Accelerated Rural Water Supply Programme
11. Immunisation of Children
12. Sanitation Programme in Rural Areas
13. Institutional Delivery
14. SC Families Assisted
15. ST Families Assisted
16. Universalisation of ICDS Scheme
17. Functional Anganwadis
18. Number of Urban poor families assisted under seven point charter viz. land tenure, housing at affordable cost, water, sanitation, health, education, and social security.
19. Afforestation:
 - (a) Area Covered under Plantation on - Public and Forest Lands
 - (b) Number of Seedlings planted on -Public and Forest Lands
20. Rural Roads - PMGSY
21. Rajiv Gandhi Grameen Vidyutikaran Yojana-RGGVY
22. Energising Pump sets
23. Supply of Electricity

Twenty Point Programme – 2006

Items tentatively identified for ranking

For the purpose of ranking the performance of States under TPP-2006 on monthly basis, the following 20 items/Parameters have been tentatively identified.

1. Total Swarozgaries Assisted under SGSY
2. SHGs to whom income generating activities provided
3. Food security:
 - (i) Targeted Public Distribution System,
 - (ii) Antodaya Anna Yojana,
4. Rural Housing - Indira Awaas Yojana
5. EWS/LIG Houses in Urban Areas
6. Rural Areas:
 - (i) Accelerated Rural Water Supply Programme -Habitation covered (NC &PC)
 - (ii) Slipped back Habitations with water quality problems-ARWSP
7. Immunisation of Children:
 - (i) Routine Immunisation
 - (ii) Pulse Polio Immunisation
8. SC Family Assisted
9. Universalisation of ICDS Scheme
10. Functional Anganwadis
11. Number of Urban poor families assisted under seven point charter viz. land tenure, housing at affordable cost, water, sanitation, health, education, and social security.
12. Afforestation:
 - (i) Area Covered under Plantation on - Public and Forest Lands
 - (ii) Number of Seedlings planted on -Public and Forest Lands
13. Rural Roads - PMGSY
14. Rajiv Gandhi Grameen Vidyutikaran Yojana -RGGVY
15. Energising Pump sets
16. Supply of Electricity

Status of receipt of targets for Monthly Monitored items under TPP-2006

[Sl. No.]	Name of the item	Parameters/ indicators	Whether targetable / non targetable	Whether targets have been received	Nodal Ministry
1	Employment generation under the National Rural Employment Guarantee Scheme	(i) No. of job card issued (ii) Employment generated (iii) Wages given	Non targetable	-	Ministry of Rural Development
2	Swaranjayanti Gram Swarojgar Yojana	Individual Swarozgaries Assisted (i) Total (ii) SC (iii) ST (iv) Women (v) Disabled person	Targetable	Yes	-do-
3	Sampoorna Grameen Rojgar Yojana	Employment Generated (i) Total (ii) SC (iii) ST (iv) Women	Non targetable	-	-do-
4	Self help Groups	SHGs under SGSY - SHGs formed - SHGs to whom income generating activities provided	Non targetable Targetable	- Yes	-do- -do-
5	Distribution of waste land to the landless	Waste Land distributed (i) Total (ii) SC (iii) ST (iv) Others	Non targetable	-	-do-
6	Rural Housing - Indira Awaas Yojana	Houses sanctioned	Targetable	Yes	-do-
7	Rural Areas - Accelerated Rural Water Supply Programme	(i) Habitations covered (NC/PC) (ii) Slipped back Habitations covered Habitations with water quality problem covered	Targetable Targetable	Yes (Targets received in respect of only fourteen States) Yes	-do- -do-
8	Sanitation Programme in Rural Areas	Individual Household latrines constructed	@	No	-do-
9	Rural Roads – PMGSY	Length of Road Constructed	Targetable	Yes	-do-

@: Final decision to be taken in consultation with the concerned Nodal Ministry.

Sl. No.	Name of the item	Parameters/ indicators	Whether targetable / non targetable	Whether targets have been received	Nodal Ministry
10.	Minimum Wages Enforcement (including Farm Labour)	(a)Agriculture and Farm workers (i) Inspections made (ii)Irregularities detected (iii)Irregularities rectified (iv) Claims filed (v) claims settled (vi) Prosecution cases pending (vii) Prosecution cases filed (viii) Prosecution cases decided (b) others	Non - targetable	-	Ministry of Labour & Employment
11.	Food security: (i) Targeted Public Distribution system (ii) Antodaya Anna Yojana	Allocation of Food Grains to States/UTs Allocation of Food Grains to States/UTs	Targetable -do-	Yes Yes	Ministry of Consumer Affairs -do-
12	Immunisation of Children	(i) Routine Immunisation comprising of Tetnus, DPT, Polio, BCG and Measles (ii) Pulse Polio Immunisation Programme	Targetable Targetable	Yes Yes	Ministry of Health & Family Welfare -do-
13	Institutional Delivery	Delivery in Institutions	Non targetable	-	-do-
14.	SC Families Assisted	SC Families Assisted	Targetable	Yes	M/o Social Justice and Empowerment
15	ST Families Assisted	ST Families Assisted	Targetable	Yes (State-wise targets not received)	Ministry of Tribal Affairs
16	Universalisation of ICDS Scheme	ICDS Blocks Operational (Cumulative)	Targetable	Yes	Ministry of Women and Child Development
17	Functional Anganwadis	Anganwadis Functional (cumulative)	Targetable	Yes	-do-
18	EWS/LIG Houses in Urban Areas	Houses sanctioned	Targetable	Yes (Targets received in respect of seventeen States/UTs)	M/o Housing and Urban Poverty Alleviation

Sl. No	Name of the item	Parameters/ indicators	Whether targetable / non targetable	Whether targets have been received	Nodal Ministry
19	Number of Urban poor families assisted under seven point charter viz. land tenure, housing at affordable cost, water, sanitation, health, education, and social security.	Poor Families Assisted	Targetable	Yes (Targets received in respect of eleven States/ UTs)	-do-
20	Afforestation (a) Area Covered under Plantation on - Public and Forest Lands (b) Number of Seedlings planted on -Public and Forest Lands	(a) Area Covered under Plantation on - Public and Forest Lands (b) Number of Seedlings planted on -Public and Forest Lands	Targetable Targetable	Yes Yes	Ministry of Environment and Forest -do-
21	Rajiv Gandhi Grameen Vidyutikaran Yojana (RGGVY)	Villages electrified	Targetable	Yes	Ministry of Power
22	Energising Pump sets	Pumpsets Energised	Targetable	Yes	-do-
23	Supply of Electricity	Electricity demanded	Targetable	Yes	-do-

List of items where the concerned schemes are yet to be operationalised

- (i) ***Quick and inexpensive justice–Gram Nyayalayas and Nyaya Panchayats:*** Ministry of Panchayati Raj is consulting Central Ministries and States/UT Governments regarding draft bill on Nyaya Panchayats.
- (ii) ***Social Security for Agricultural and Unorganised Labour:*** To provide Social Security to workers in the unorganized sector, including agricultural labour, the Unorganised Sector Workers’ Social Security Bill, 2007, was introduced in the Rajya Sabha on 10.9.07 and is being examined by the Parliamentary Standing Committee on Labour.
- (iii) ***Reservation of OBCs in Education:*** The validity of Central Educational Institutions (Reservation in Admission) Act, 2006 which has been enacted on 4th January, 2007 and the 93rd Constitution Amendment, notified on 20th January, 2006 have been challenged in the Supreme Court of India and the matter is, at present, subjudice. The monitoring, can therefore, start only after a year of implementation of the act, once the cases decided.
- (iv) ***Sports for all in Rural and Urban Areas:*** A scheme of Panchayat Yuva Khel Abhiyan is under consideration of the Planning Commission.
- (v) ***IT enabled e-Governance for Panchayats and Municipalities:*** The National e-Governance Programme aims at improving delivery of Government Services to citizens and businessmen. In the NeGP, there are 27 Mission Mode Projects (MMP) including 10 projects in the State Category, which are being implemented by various State Governments. Projects relating to Panchayats and Municipalities are part of the State category Projects of NeGP. Schemes for MMP of Panchayats and Municipalities, have not yet been approved. The status would be informed by the Department of IT as soon as projects are approved and implementation is started.

List of items which have been operationalised subsequently

- (1) ***Rural Business Hubs in Partnership with Panchayats:*** Rural Business Hubs as a Centrally Sponsored Scheme has been approved during August-2007. The parameter/ indicator to be monitored on annual basis is the “number of MOUs signed under various schemes”.
- (2) ***Rehabilitation of Scavengers:*** The Self Employment Scheme for “Rehabilitation of Manual Scavengers” (SRMS) has become operational w.e.f. 9th January, 2007. The parameter/ indicator to be monitored on annual basis is the “number of manual scavengers and their dependents assisted for rehabilitation”.
- (3) ***Rights of Forest dwellers – Owners of minor forest produce:*** The Bill concerning “Rights of Forest Dwellers” - Owners of minor forest produce has been passed. The information on indicators/ parameters to be monitored and frequency of monitoring is awaited from Ministry of Tribal Affairs.

Item Merged

Dry Land Farming: Consequent to the decision of Ministry of Finance and Planning Commission on the EFC of “Enhancing Sustainability of Dry Land Farming System” for XI Five Year Plan, Dry Land Farming has been merged with new initiatives of the Department- ‘Rainfed Area Development Programme’. As of now, there is no separate scheme on Dryland Farming.

PART - I

TWENTY POINT PROGRAMME - 2006

OVERALL PERFORMANCE ANALYSIS

Twenty Point Programme-2006

Progress Report – (April-December, 2007)

This monthly progress report of Twenty Point Programme-2006 consists of two parts: **Part-I** contains an analysis of the overall performance, and **Part-II** deals with item-wise performance.

2. The report is compiled on the basis of data received from the Central Nodal Ministries and State Governments/UT Administrations. The data is received either through web enabled software developed by National Informatics Centre (NIC) Cell in this Ministry or through Fax/e-mail/post. The processing of data has been done in association with NIC Cell.

3. The analysis for the period April-December, 2007 shows that the performance under *nine* items has been **‘Very Good’** (90% or above the targets). These items are:

- (i) SHGs to whom income generating activities provided
- (ii) Urban Poor Families assisted under Seven Point Charter
- (iii) Seedlings Planted (Public and Forest Lands)
- (iv) Anganwadis Functional (Cum.)
- (v) ICDS Blocks Operational (Cum.)
- (vi) Routine Immunisation of Children
- (vii) Area Covered under Plantation (Public and Forest Lands)
- (viii) Food Security (Antodaya Anna Yojana)
- (ix) Supply of Electricity

4. The performance of *three* items has been **‘Good’** (80% to 90% of target). These items are:

- (i) Food Security (Targeted Public Distribution System)
- (ii) Villages Electrified- RGGVY
- (iii) SC Family Assisted

5. The performance of *eight* items has been **‘Poor’** (below 80% of target). These items are:

- (i) Road Constructed-PMGSY
- (ii) Habitations covered (NC and PC)- ARWSP
- (iii) Pumpsets Energised
- (iv) Total Swarozgaries Assisted- SGSY
- (v) Houses Constructed – IAY
- (vi) Pulse Polio Immunisation
- (vii) Slipped back Habitations with water quality problems covered–ARWSP
- (viii) Houses constructed – EWS/LIG

6. Some of items under TPP-2006 like “*National Rural Employment Guarantee Scheme-NREGS*”, “*Sapoorana Gramin Rojgar Yojana (SGRY)*” and “*Self help Groups formed under SGSY*” being demand driven are being monitored without target. The items - “*Distribution of Wasteland to the landless*” & “*Institutional Delivery*” will be monitored without any target as the concerned Nodal Ministries are unable to provide the target, These items shall not be considered for the purpose of ranking. The items where quarterly/ annual targets have been provided by the Ministries concerned, monthly targets have been worked out on prorata basis.

7. Targets in respect of item “*Sanitation Programme in Rural Areas*” has not been received from Ministry of Rural Development so far.

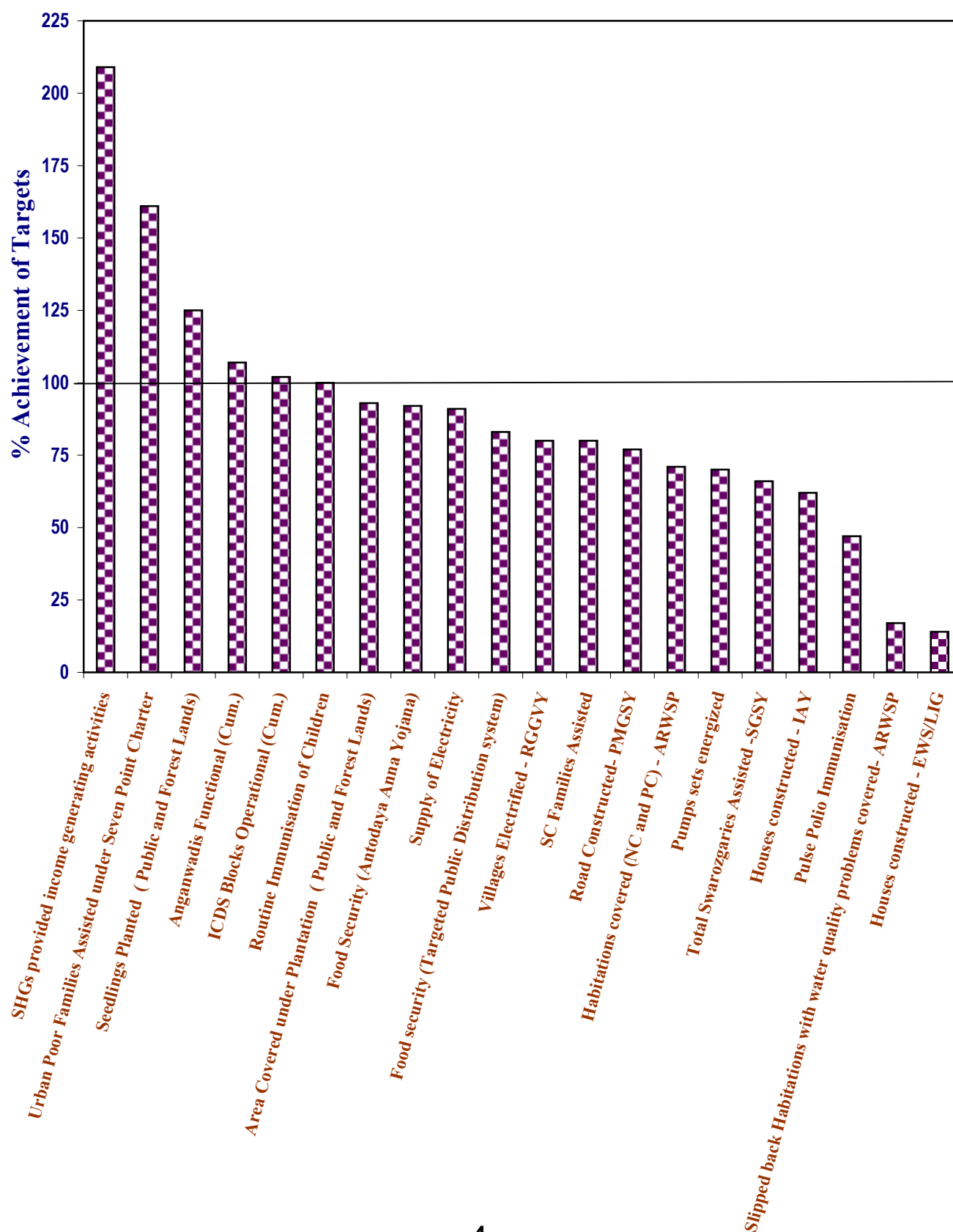
HIGHLIGHTS

Sl. No.	Item	Achievement for April-December, 2007
Employment generated under NREGS.		
1	No.of Job cards issued	469.19 lakh Job cards issued
2	Employment generated	8745.10 Lakh mandays of employment generated
3	Wages given	Rs. 5874.50 Cr. given as wages
Swaranjayanti Gram Swarojgar Yojana		
4	No. of Individual Swarozgaries Assisted	6.67 lakh Swarozgaries Assisted
Sampoorna Grameen Rojgar Yojana		
5	Employment Generated	1722.29 lakh manday of employment generated
Self help Groups		
6	No.of SHGs formed	2.03 lakh SHGs formed
7	No.of SHGs to whom income generating activities provided	1.44 lakh SHGs provided with income generating activities
Distribution of waste land to the landless		
8	Land distributed	2.46 lakh hectare of Wasteland Distributed to landless
Minimum Wages Enforcement (Including Farm Labour)		
9	No.of Inspections made	1,30,339 Inspections made
10	No.of Irregularities detected	30,950 Irregularities detected
11	No.of Irregularities rectified	27,967 Irregularities rectified
12	No.of Claims filed	4,719 Farm worker claims filed
13	No.of Claims settled	4,365 Farm worker claims settled
14	No.of Prosecution cases Pending	18,534 Prosecution cases Pending
15	No.of Prosecution cases filed	222 Prosecution cases filed
16	No.of Prosecution cases decided	372 Prosecution cases decided
Food Security: (i) TPDS (ii) AAY		
17	Off take of food grains by States/UTs under TPDS	245.18 lakh tones of food grains lifted
18	Off take of food grains by States/UTs under AAY	69.49 lakh tonnes of food grains lifted
Rural Housing- Indira Awaas Yojana		
19	No.of Houses constructed	9.86 lakh houses have been provided to the rural poor families
EWS/LIG Houses in Urban Areas		
20	No.of Houses constructed	13,643 houses have been provided

Contd.....

Sl. No.	Item	Achievement for April - December, 2007
Rural Areas. - Accelerated Rural Water Supply Programme		
21	Habitations covered (NC and PC)	7,784 Habitations covered under (NC and PC)
22	Slipped back Habitations with water quality problems covered	15,544 Habitation covered
Immunisation of Children		
23	Routine Immunisation of Children	193.25 lakh infants immunized
24	Pulse Polio Immunisation Programme	3258.72 lakh infants covered
Sanitation Programme in Rural Areas		
25	No.of Individual household latrines constructed	71.67 lakh Individual H.H. latrines constructed
Institutional Delivery		
26	No.of Deliveries in Institution	88.82 lakh pregnant mothers delivered in institutions
SC Families Assisted		
27	No.of SC Families Assisted	28.55 lakh Scheduled Caste families assisted
ST Families Assisted		
28	No.of ST Families Assisted	30.97 lakh Scheduled Tribe families assisted
Universalisation of ICDS Schemes		
29	No. of ICDS Blocks Operational (Cum.)	6,255 ICDS Blocks in the country are in operation
Functional Anganwadis		
30	No.of Anganwadis Functional (Cum.)	10.15 lakh Anganwadis are functioning
Number of Urban poor families assisted under seven point charter viz. land tenure, housing at affordable cost, water, sanitation, health, education, and social security.		
31	No. of Poor Families Assisted	1.46 lakh families in slum areas have been provided with basic amenities
Afforestation:		
(i)Area Covered under Plantation (Public&Forest Lands)		
(ii) Seedlings planted (Public and Forest Lands)		
32	Area Covered under Plantation (Public and Forest Lands)	12.99 lakh hectares covered
33	Seedlings planted (Public and Forest Lands)	113.29 Crore seedling planted
Rural Road- PMGSY		
34	Length of Road Constructed	25,265 Kms road constructed
Rajiv Gandhi Grameen Vidyutikaran Yojana		
35	No.of Villages Electrified	20,838 Villages electrified
Energized Pumps sets		
36	No.of Pumps sets energized	2.29 lakh Pumpsets energized for irrigation purposes
Supply of Electricity		
37	Electricity supplied (MU)	4,88,902 million units (MU)

PERFORMANCE DURING April to December, 2007



ACHIEVEMENT HIGHLIGHTS

PERFORMANCE DURING April to December, 2007

The cumulative performance during April to December, 2007 has been "Very Good" for 9 items, "Good" for 3 items, and "Poor" for 8 items.

A. "Very Good" Performance (90% or above of targets)

<u>No.</u>	<u>Items</u>	<u>% Achievement</u>
01E02	SHGs provided income generating activities	209
14A01	Urban Poor Families Assisted under Seven Point Charter	161
15A02	Seedlings Planted (Public and Forest Lands)	125
12B01	Anganwadis Functional (Cum.)	107
12A01	ICDS Blocks Operational (Cum.)	102
08C01	Routine Immunisation of Children	100
15A01	Area Covered under Plantation (Public and Forest Lands)	93
05B02	Food Security (Antodaya Anna Yojana)	92
18E02	Supply of Electricity	91

B. "Good" Performance (80% to 90%)

05A01	Food security (Targeted Public Distribution system)	83
18B01	Villages Electrified - RGGVY	80
10A01	SC Families Assisted	80

C. Areas of concern-where the performance is below 80%

17A01	Road Constructed- PMGSY	77
07A01	Habitations covered (NC and PC) - ARWSP	71
18D01	Pumps sets energized	70
01B01	Total Swarozgaries Assisted -SGSY	66
06A01	Houses constructed - IAY	62
08C02	Pulse Polio Immunisation	47
07A02	Slipped back Habitations with water quality problems covered- ARWSP	17
06B01	Houses constructed - EWS/LIG	14

Table - A
Targets for 2007-2008 & April to December, 2007 and achievements during the period April to December, 2007
ALL INDIA PERFORMANCE

Sl. No.	Item Code	Item Description	Units	Targets		Achievements	% Achievements of Targets during April - December, 2007
				2007-2008	April - December, 2007	April - December, 2007	
1	01B01	Total Swarozgaries Assisted - SGSY	Number	13,52,743	10,14,439	6,66,680	66
2	01E02	SHGs provided income generating activities	Number	1,06,037	68,927	1,44,013	209
3	05A02	Off take by States/UTs - TPDS	Tonnes	-	2,94,92,931	2,45,17,577	83
4	05B02	Off take by States/UTs - AAY	Tonnes	-	75,66,486	69,48,803	92
5	06A01	Houses constructed - IAY	Number	21,27,184	15,95,331	9,86,304	62
6	06B01	Houses constructed - EWS/LIG	Number	1,33,956	1,00,425	13,643	14
7	07A01	Habitations covered (NC and PC) - ARWSP	Number	16,886	10,974	7,784	71
8	07A02	Slipped back Habitations with water quality problems covered- ARWSP	Number	1,38,613	92,529	15,544	17
9	08C01	Routine Immunisation of Children	Number	2,57,72,056	1,93,29,003	1,93,24,535	100
10	08C02	Pulse Polio Immunisation	Number	1,12,14,38,709	69,72,74,931	32,58,71,852	47
11	10A01	SC Families Assisted	Number	47,74,200	35,80,560	28,54,657	80
12	12A01	ICDS Blocks Operational (Cum.)	Number	6,229	6,118	6,255	102
13	12B01	Anganwadis Functional (Cum.)	Number	10,17,952	9,46,060	10,15,104	107
14	14A01	Urban Poor Families Assisted under Seven Point Charter	Number	1,21,501	91,089	1,46,361	161
15	15A01	Area Covered under Plantation (Public and Forest Lands)	Hectares	18,60,000	13,94,888	12,98,652	93
16	15A02	Seedlings Planted (Public and Forest Lands)	Number	1,20,90,10,000	90,67,57,371	1,13,29,48,666	125
17	17A01	Road Constructed- PMGSY	Kilometer	54,401	32,646	25,265	77
18	18B01	Villages Electrified - RGGVY	Number	40,000	26,113	20,838	80
19	18D01	Pumps sets energized	Number	4,36,200	3,27,105	2,28,598	70
20	18E02	Electricity supplied	Million Units	-	5,35,099	4,88,902	91

Table - B**STATE-WISE PERFORMANCE DURING April to December, 2007 (PERCENT ACHIEVEMENT)**

Item No.	Description	ALL INDIA	AP	ARP	AS	BI	CHHA.	DELHI	GOA
01B01	Total Swarozgaries Assisted - SGSY	66	36	0	1	9	22	NA	10
01E02	SHGs provided income generating activities	209	613	0	98	36	75	NA	180
05A01	Food security (Targeted Public Distribution system)	83	89	57	103	58	93	91	117
05B02	Food Security (Antodaya Anna Yojana)	92	100	57	101	85	103	71	81
06A01	Houses constructed - IAY	62	98	0	77	36	25	NA	38
06B01	Houses constructed - EWS/LIG	14	NA	0	NA	NA	29	25	NA
07A01	Habitations covered (NC and PC) - ARWSP	71	NA	0	86	NA	NA	NA	NA
07A02	Slipped back Habitations with water quality problems covered- ARWSP	17	34	0	10	0	65	NA	NA
08C01	Routine Immunisation of Children	100	185	110	67	34	126	87	100
08C02	Pulse Polio Immunisation	47	28	NA	7	0	100	56	NA
10A01	SC Families Assisted	80	45	NA	41	7	91	9	15
12A01	ICDS Blocks Operational (Cum.)	102	102	108	130	100	100	147	100
12B01	Anganwadis Functional (Cum.)	107	105	141	97	100	99	137	105
14A01	Urban Poor Families Assisted under Seven Point Charter	161	228	NA	0	19	0	NA	NA
15A01	Area Covered under Plantation (Public and Forest Lands)	93	78	7	89	169	76	350	64
15A02	Seedlings Planted (Public and Forest Lands)	125	164	9	65	174	71	6,523	165
17A01	Road Constructed- PMGSY	77	96	84	0	71	39	NA	0
18B01	Villages Electrified - RGGVY	80	44	NA	0	41	0	NA	NA
18D01	Pumps sets energized	70	103	NA	NA	50	30	NA	NA
18E02	Supply of Electricity	91	96	85	92	89	95	100	99

NA - Not Applicable

Table - B(Contd.)

STATE-WISE PERFORMANCE DURING April to December, 2007 (PERCENT ACHIEVEMENT)

Item No.	Description	ALL INDIA	GUJ	HRY	HP	J&K	JHAR.	KAR	KER
01B01	Total Swarozgaries Assisted - SGSY	66	81	74	89	53	45	107	20
01E02	SHGs provided income generating activities	209	139	97	112	99	366	1,577	78
05A01	Food security (Targeted Public Distribution system)	83	74	70	94	89	76	71	98
05B02	Food Security (Antodaya Anna Yojana)	92	89	95	95	100	89	96	100
06A01	Houses constructed - IAY	62	62	62	59	61	64	49	46
06B01	Houses constructed - EWS/LIG	14	136	15	0	NA	NA	NA	NA
07A01	Habitations covered (NC and PC) - ARWSP	71	NA	NA	229	48	NA	278	45
07A02	Slipped back Habitations with water quality problems covered- ARWSP	17	36	90	0	0	7	16	45
08C01	Routine Immunisation of Children	100	153	107	103	159	67	99	121
08C02	Pulse Polio Immunisation	47	199	2	NA	NA	71	73	NA
10A01	SC Families Assisted	80	79	58	13	18	177	41	74
12A01	ICDS Blocks Operational (Cum.)	102	100	107	100	100	88	100	100
12B01	Anganwadis Functional (Cum.)	107	103	107	100	92	141	105	112
14A01	Urban Poor Families Assisted under Seven Point Charter	161	133	NA	NA	NA	NA	NA	NA
15A01	Area Covered under Plantation (Public and Forest Lands)	93	106	69	88	15	90	130	119
15A02	Seedlings Planted (Public and Forest Lands)	125	505	225	11	9	172	174	117
17A01	Road Constructed- PMGSY	77	56	134	128	71	252	46	77
18B01	Villages Electrified - RGGVY	80	385	15	NA	NA	158	181	NA
18D01	Pumps sets energized	70	160	194	211	NA	66	82	96
18E02	Supply of Electricity	91	86	90	98	71	89	98	98

NA - Not Applicable

Table - B(Contd.)

STATE-WISE PERFORMANCE DURING April to December, 2007 (PERCENT ACHIEVEMENT)

Item No.	Description	ALL INDIA	MP	MAH	MANI	MEGH	MIZ	NAGA	ORI
01B01	Total Swarozgaries Assisted - SGSY	66	57	6	0	24	0	18	2
01E02	SHGs provided income generating activities	209	47	78	0	0	0	106	127
05A01	Food security (Targeted Public Distribution system)	83	96	81	91	92	89	106	80
05B02	Food Security (Antodaya Anna Yojana)	92	97	82	99	97	100	108	79
06A01	Houses constructed - IAY	62	67	56	25	22	54	177	35
06B01	Houses constructed - EWS/LIG	14	15	0	NA	NA	NA	NA	NA
07A01	Habitations covered (NC and PC) - ARWSP	71	NA	20	NA	23	NA	14	NA
07A02	Slipped back Habitations with water quality problems covered- ARWSP	17	2	23	0	43	0	0	9
08C01	Routine Immunisation of Children	100	92	91	145	46	189	212	80
08C02	Pulse Polio Immunisation	47	0	35	NA	NA	NA	NA	10
10A01	SC Families Assisted	80	108	65	0	NA	NA	NA	22
12A01	ICDS Blocks Operational (Cum.)	102	100	100	112	100	100	100	100
12B01	Anganwadis Functional (Cum.)	107	114	100	170	100	106	100	111
14A01	Urban Poor Families Assisted under Seven Point Charter	161	NA	NA	NA	31	NA	NA	NA
15A01	Area Covered under Plantation (Public and Forest Lands)	93	133	81	71	46	141	47	105
15A02	Seedlings Planted (Public and Forest Lands)	125	105	157	218	77	102	0	17
17A01	Road Constructed- PMGSY	77	56	54	984	24	56	0	61
18B01	Villages Electrified - RGGVY	80	0	28	NA	NA	NA	NA	0
18D01	Pumps sets energized	70	83	47	NA	NA	NA	NA	48
18E02	Supply of Electricity	91	89	84	94	77	83	89	98

NA - Not Applicable

Table - B(Contd.)

STATE-WISE PERFORMANCE DURING April to December, 2007 (PERCENT ACHIEVEMENT)

Item No.	Description	ALL INDIA	PUDU	PUN	RAJ	SIK	TN	TRI	UTTA.
01B01	Total Swarozgaries Assisted - SGSY	66	0	38	44	67	626	0	69
01E02	SHGs provided income generating activities	209	167	100	38	80	135	130	123
05A01	Food security (Targeted Public Distribution system)	83	31	48	88	105	77	89	90
05B02	Food Security (Antodaya Anna Yojana)	92	55	53	93	100	101	80	94
06A01	Houses constructed - IAY	62	8	78	45	74	182	11	57
06B01	Houses constructed - EWS/LIG	14	NA	0	66	67	27	0	NA
07A01	Habitations covered (NC and PC) - ARWSP	71	NA	880	21	NA	NA	NA	12
07A02	Slipped back Habitations with water quality problems covered- ARWSP	17	93	11	15	0	1	23	58
08C01	Routine Immunisation of Children	100	92	110	90	100	112	93	105
08C02	Pulse Polio Immunisation	47	0	79	32	NA	NA	NA	83
10A01	SC Families Assisted	80	108	67	91	54	96	42	105
12A01	ICDS Blocks Operational (Cum.)	102	100	100	101	100	100	104	100
12B01	Anganwadis Functional (Cum.)	107	100	116	103	100	103	100	102
14A01	Urban Poor Families Assisted under Seven Point Charter	161	NA	NA	NA	316	0	112	NA
15A01	Area Covered under Plantation (Public and Forest Lands)	93	115	18	139	20	53	63	145
15A02	Seedlings Planted (Public and Forest Lands)	125	336	24	123	28	22	130	69
17A01	Road Constructed- PMGSY	77	NA	145	121	55	16	18	59
18B01	Villages Electrified - RGGVY	80	NA	NA	11	NA	NA	NA	105
18D01	Pumps sets energized	70	NA	189	84	NA	181	NA	134
18E02	Supply of Electricity	91	100	94	99	97	97	89	98

NA - Not Applicable

Table - B(Contd.)

STATE-WISE PERFORMANCE DURING April to December, 2007 (PERCENT ACHIEVEMENT)

Item No.	Description	ALL INDIA	UP	WB	A&N	CHND.	D&N	D&D	LAKSH
01B01	Total Swarozgaries Assisted - SGSY	66	83	20	23	NA	8	0	80
01E02	SHGs provided income generating activities	209	160	287	288	NA	0	0	200
05A01	Food security (Targeted Public Distribution system)	83	91	87	63	114	17	29	83
05B02	Food Security (Antodaya Anna Yojana)	92	96	85	75	160	15	34	185
06A01	Houses constructed - IAY	62	79	57	12	NA	0	1	132
06B01	Houses constructed - EWS/LIG	14	65	86	NA	0	NA	NA	0
07A01	Habitations covered (NC and PC) - ARWSP	71	NA	NA	NA	NA	0	NA	0
07A02	Slipped back Habitations with water quality problems covered- ARWSP	17	23	85	0	NA	NA	NA	NA
08C01	Routine Immunisation of Children	100	113	79	86	97	97	72	55
08C02	Pulse Polio Immunisation	47	81	93	NA	97	NA	NA	NA
10A01	SC Families Assisted	80	48	24	NA	84	NA	NA	NA
12A01	ICDS Blocks Operational (Cum.)	102	106	99	100	100	50	100	100
12B01	Anganwadis Functional (Cum.)	107	107	118	108	112	102	100	118
14A01	Urban Poor Families Assisted under Seven Point Charter	161	0	NA	NA	NA	NA	NA	0
15A01	Area Covered under Plantation (Public and Forest Lands)	93	95	20	78	213	139	144	21
15A02	Seedlings Planted (Public and Forest Lands)	125	109	48	71	180	297	83	152
17A01	Road Constructed- PMGSY	77	93	49	NA	NA	NA	NA	NA
18B01	Villages Electrified - RGGVY	80	84	137	NA	NA	NA	NA	NA
18D01	Pumps sets energized	70	64	52	NA	NA	NA	NA	NA
18E02	Supply of Electricity	91	84	96	75	100	100	89	100

NA - Not Applicable

Table - C

Items in which the States/UTs performance is Very Good (90% and above),
Good (80% to 90%) and Poor (below 80%) during the period
April to December, 2007

1. ANDHRA PRADESH

Very Good

SHGs provided income generating activities, Off take by States/UTs - AAY, Houses constructed - IAY, Routine Immunisation of Children, ICDS Blocks Operational (Cum.), Anganwadis Functional (Cum.), Urban Poor Families Assisted under Seven Point Charter, Seedlings Planted (Public and Forest Lands), Road Constructed- PMGSY, Pumps sets energized, Electricity supplied

Good

Off take by States/UTs -TPDS

Poor

Total Swarozgaries Assisted -SGSY, Slipped back Habitations with water quality problems covered- ARWSP, Pulse Polio Immunisation, SC Families Assisted, Area Covered under Plantation (Public and Forest Lands), Villages Electrified - RGGVY

2. ARUNACHAL PRADESH

Very Good

Routine Immunisation of Children, ICDS Blocks Operational (Cum.), Anganwadis Functional (Cum.)

Good

Road Constructed- PMGSY, Electricity supplied

Poor

Total Swarozgaries Assisted -SGSY, SHGs provided income generating activities, Off take by States/UTs - TPDS, Off take by States/UTs - AAY, Houses constructed - IAY, Houses constructed - EWS/LIG, Habitations covered (NC and PC) - ARWSP, Slipped back Habitations with water quality problems covered- ARWSP, Area Covered under Plantation (Public and Forest Lands), Seedlings Planted (Public and Forest Lands)

3. ASSAM

Very Good

SHGs provided income generating activities, Off take by States/UTs -TPDS, Off take by States/UTs - AAY, ICDS Blocks Operational (Cum.), Anganwadis Functional (Cum.), Electricity supplied

Good

Habitations covered (NC and PC) - ARWSP, Area Covered under Plantation (Public and Forest Lands)

Poor

Total Swarozgaries Assisted -SGSY, Houses constructed - IAY, Slipped back Habitations with water quality problems covered- ARWSP, Routine Immunisation of Children, Pulse Polio Immunisation, SC Families Assisted, Urban Poor Families Assisted under Seven Point Charter, Seedlings Planted (Public and Forest Lands), Road Constructed- PMGSY, Villages Electrified - RGGVY

4. BIHAR

Very Good

ICDS Blocks Operational (Cum.), Anganwadis Functional (Cum.), Area Covered under Plantation (Public and Forest Lands), Seedlings Planted (Public and Forest Lands)

Good

Off take by States/UTs - AAY, Electricity supplied

Poor

Total Swarozgaries Assisted -SGSY, SHGs provided income generating activities, Off take by States/UTs - TPDS, Houses constructed - IAY, Slipped back Habitations with water quality problems covered- ARWSP, Routine Immunisation of Children, Pulse Polio Immunisation, SC Families Assisted, Urban Poor Families Assisted under Seven Point Charter, Road Constructed- PMGSY, Villages Electrified - RGGVY, Pumps sets energized

Table - C (Contd.)

5. CHHATISGARH

Very Good

Off take by States/UTs -TPDS, Off take by States/UTs - AAY, Routine Immunisation of Children, Pulse Polio Immunisation, SC Families Assisted, ICDS Blocks Operational (Cum.), Anganwadis Functional (Cum.), Electricity supplied

Poor

Total Swarozgaries Assisted -SGSY, SHGs provided income generating activities, Houses constructed - IAY, Houses constructed - EWS/LIG, Slipped back Habitations with water quality problems covered- ARWSP, Urban Poor Families Assisted under Seven Point Charter, Area Covered under Plantation (Public and Forest Lands), Seedlings Planted (Public and Forest Lands), Road Constructed- PMGSY, Villages Electrified - RGGVY, Pumps sets energized

6. DELHI

Very Good

Off take by States/UTs -TPDS, ICDS Blocks Operational (Cum.), Anganwadis Functional (Cum.), Area Covered under Plantation (Public and Forest Lands), Seedlings Planted (Public and Forest Lands), Electricity supplied

Good

Routine Immunisation of Children

Poor

Off take by States/UTs - AAY, Houses constructed - EWS/LIG, Pulse Polio Immunisation, SC Families Assisted

7. GOA

Very Good

SHGs provided income generating activities, Off take by States/UTs -TPDS, Routine Immunisation of Children, ICDS Blocks Operational (Cum.), Anganwadis Functional (Cum.), Seedlings Planted (Public and Forest Lands), Electricity supplied

Good

Off take by States/UTs - AAY

Poor

Total Swarozgaries Assisted -SGSY, Houses constructed - IAY, SC Families Assisted, Area Covered under Plantation (Public and Forest Lands), Road Constructed- PMGSY

8. GUJARAT

Very Good

SHGs provided income generating activities, Houses constructed - EWS/LIG, Routine Immunisation of Children, Pulse Polio Immunisation, ICDS Blocks Operational (Cum.), Anganwadis Functional (Cum.), Urban Poor Families Assisted under Seven Point Charter, Area Covered under Plantation (Public and Forest Lands), Seedlings Planted (Public and Forest Lands), Villages Electrified - RGGVY, Pumps sets energized

Good

Total Swarozgaries Assisted -SGSY, Off take by States/UTs - AAY, Electricity supplied

Poor

Off take by States/UTs -TPDS, Houses constructed - IAY, Slipped back Habitations with water quality problems covered- ARWSP, SC Families Assisted, Road Constructed- PMGSY

Table - C (Contd.)

9. HARYANA

Very Good

SHGs provided income generating activities, Off take by States/UTs - AAY, Slipped back Habitations with water quality problems covered- ARWSP, Routine Immunisation of Children, ICDS Blocks Operational (Cum.), Anganwadis Functional (Cum.), Seedlings Planted (Public and Forest Lands), Road Constructed- PMGSY, Pumps sets energized, Electricity supplied

Poor

Total Swarozgaries Assisted -SGSY, Off take by States/UTs -TPDS, Houses constructed - IAY, Houses constructed - EWS/LIG, Pulse Polio Immunisation, SC Families Assisted, Area Covered under Plantation (Public and Forest Lands), Villages Electrified - RGGVY

10. HIMACHAL PRADESH

Very Good

SHGs provided income generating activities, Off take by States/UTs -TPDS, Off take by States/UTs - AAY, Habitations covered (NC and PC) - ARWSP, Routine Immunisation of Children, ICDS Blocks Operational (Cum.), Anganwadis Functional (Cum.), Road Constructed- PMGSY, Pumps sets energized, Electricity supplied

Good

Total Swarozgaries Assisted -SGSY, Area Covered under Plantation (Public and Forest Lands)

Poor

Houses constructed - IAY, Houses constructed - EWS/LIG, Slipped back Habitations with water quality problems covered- ARWSP, SC Families Assisted, Seedlings Planted (Public and Forest Lands)

11. JAMMU AND KASHMIR

Very Good

SHGs provided income generating activities, Off take by States/UTs - AAY, Routine Immunisation of Children, ICDS Blocks Operational (Cum.), Anganwadis Functional (Cum.)

Good

Off take by States/UTs -TPDS

Poor

Total Swarozgaries Assisted -SGSY, Houses constructed - IAY, Habitations covered (NC and PC) - ARWSP, Slipped back Habitations with water quality problems covered- ARWSP, SC Families Assisted, Area Covered under Plantation (Public and Forest Lands), Seedlings Planted (Public and Forest Lands), Road Constructed- PMGSY, Electricity supplied

12. JHARKHAND

Very Good

SHGs provided income generating activities, SC Families Assisted, Anganwadis Functional (Cum.), Area Covered under Plantation (Public and Forest Lands), Seedlings Planted (Public and Forest Lands), Road Constructed- PMGSY, Villages Electrified - RGGVY

Good

Off take by States/UTs - AAY, ICDS Blocks Operational (Cum.), Electricity supplied

Poor

Total Swarozgaries Assisted -SGSY, Off take by States/UTs -TPDS, Houses constructed - IAY, Slipped back Habitations with water quality problems covered- ARWSP, Routine Immunisation of Children, Pulse Polio Immunisation, Pumps sets energized

Table - C (Contd.)

13. KARNATAKA

Very Good

Total Swarozgaries Assisted -SGSY, SHGs provided income generating activities, Off take by States/UTs - AAY, Habitations covered (NC and PC) - ARWSP, Routine Immunisation of Children, ICDS Blocks Operational (Cum.), Anganwadis Functional (Cum.), Area Covered under Plantation (Public and Forest Lands), Seedlings Planted (Public and Forest Lands), Villages Electrified - RGGVY, Electricity supplied

Good

Pumps sets energized

Poor

Off take by States/UTs -TPDS, Houses constructed - IAY, Slipped back Habitations with water quality problems covered- ARWSP, Pulse Polio Immunisation, SC Families Assisted, Road Constructed- PMGSY

14. KERALA

Very Good

Off take by States/UTs -TPDS, Off take by States/UTs - AAY, Routine Immunisation of Children, ICDS Blocks Operational (Cum.), Anganwadis Functional (Cum.), Area Covered under Plantation (Public and Forest Lands), Seedlings Planted (Public and Forest Lands), Pumps sets energized, Electricity supplied

Poor

Total Swarozgaries Assisted -SGSY, SHGs provided income generating activities, Houses constructed - IAY, Habitations covered (NC and PC) - ARWSP, Slipped back Habitations with water quality problems covered- ARWSP, SC Families Assisted, Road Constructed- PMGSY

15. MADHYA PRADESH

Very Good

Off take by States/UTs -TPDS, Off take by States/UTs - AAY, Routine Immunisation of Children, SC Families Assisted, ICDS Blocks Operational (Cum.), Anganwadis Functional (Cum.), Area Covered under Plantation (Public and Forest Lands), Seedlings Planted (Public and Forest Lands)

Good

Pumps sets energized, Electricity supplied

Poor

Total Swarozgaries Assisted -SGSY, SHGs provided income generating activities, Houses constructed - IAY, Houses constructed - EWS/LIG, Slipped back Habitations with water quality problems covered- ARWSP, Pulse Polio Immunisation, Road Constructed- PMGSY, Villages Electrified - RGGVY

16. MAHARASHTRA

Very Good

Routine Immunisation of Children, ICDS Blocks Operational (Cum.), Anganwadis Functional (Cum.), Seedlings Planted (Public and Forest Lands)

Good

Off take by States/UTs -TPDS, Off take by States/UTs - AAY, Area Covered under Plantation (Public and Forest Lands), Electricity supplied

Poor

Total Swarozgaries Assisted -SGSY, SHGs provided income generating activities, Houses constructed - IAY, Houses constructed - EWS/LIG, Habitations covered (NC and PC) - ARWSP, Slipped back Habitations with water quality problems covered- ARWSP, Pulse Polio Immunisation, SC Families Assisted, Road Constructed- PMGSY, Villages Electrified - RGGVY, Pumps sets energized

Table - C (Contd.)

17. MANIPUR

Very Good

Off take by States/UTs -TPDS, Off take by States/UTs - AAY, Routine Immunisation of Children, ICDS Blocks Operational (Cum.), Anganwadis Functional (Cum.), Seedlings Planted (Public and Forest Lands), Road Constructed- PMGSY, Electricity supplied

Poor

Total Swarozgaries Assisted -SGSY, SHGs provided income generating activities, Houses constructed - IAY, Slipped back Habitations with water quality problems covered- ARWSP, SC Families Assisted, Area Covered under Plantation (Public and Forest Lands)

18. MEGHALAYA

Very Good

Off take by States/UTs -TPDS, Off take by States/UTs - AAY, ICDS Blocks Operational (Cum.), Anganwadis Functional (Cum.)

Poor

Total Swarozgaries Assisted -SGSY, SHGs provided income generating activities, Houses constructed - IAY, Habitations covered (NC and PC) - ARWSP, Slipped back Habitations with water quality problems covered- ARWSP, Routine Immunisation of Children, Urban Poor Families Assisted under Seven Point Charter, Area Covered under Plantation (Public and Forest Lands), Seedlings Planted (Public and Forest Lands), Road Constructed- PMGSY, Electricity supplied

19. MIZORAM

Very Good

Off take by States/UTs - AAY, Routine Immunisation of Children, ICDS Blocks Operational (Cum.), Anganwadis Functional (Cum.), Area Covered under Plantation (Public and Forest Lands), Seedlings Planted (Public and Forest Lands)

Good

Off take by States/UTs -TPDS, Electricity supplied

Poor

Total Swarozgaries Assisted -SGSY, SHGs provided income generating activities, Houses constructed - IAY, Slipped back Habitations with water quality problems covered- ARWSP, Road Constructed- PMGSY

20. NAGALAND

Very Good

SHGs provided income generating activities, Off take by States/UTs -TPDS, Off take by States/UTs - AAY, Houses constructed - IAY, Routine Immunisation of Children, ICDS Blocks Operational (Cum.), Anganwadis Functional (Cum.)

Good

Electricity supplied

Poor

Total Swarozgaries Assisted -SGSY, Habitations covered (NC and PC) - ARWSP, Slipped back Habitations with water quality problems covered- ARWSP, Area Covered under Plantation (Public and Forest Lands), Seedlings Planted (Public and Forest Lands), Road Constructed- PMGSY

Table - C (Contd.)

21. ORISSA

Very Good

SHGs provided income generating activities, ICDS Blocks Operational (Cum.), Anganwadis Functional (Cum.), Area Covered under Plantation (Public and Forest Lands), Electricity supplied

Good

Off take by States/UTs -TPDS, Routine Immunisation of Children

Poor

Total Swarozgaries Assisted -SGSY, Off take by States/UTs - AAY, Houses constructed - IAY, Slipped back Habitations with water quality problems covered- ARWSP, Pulse Polio Immunisation, SC Families Assisted, Seedlings Planted (Public and Forest Lands), Road Constructed- PMGSY, Villages Electrified - RGGVY, Pumps sets energized

22. PUDUCHERRY

Very Good

SHGs provided income generating activities, Slipped back Habitations with water quality problems covered- ARWSP, Routine Immunisation of Children, SC Families Assisted, ICDS Blocks Operational (Cum.), Anganwadis Functional (Cum.), Area Covered under Plantation (Public and Forest Lands), Seedlings Planted (Public and Forest Lands), Electricity supplied

Poor

Total Swarozgaries Assisted -SGSY, Off take by States/UTs -TPDS, Off take by States/UTs - AAY, Houses constructed - IAY, Pulse Polio Immunisation

23. PUNJAB

Very Good

SHGs provided income generating activities, Habitations covered (NC and PC) - ARWSP, Routine Immunisation of Children, ICDS Blocks Operational (Cum.), Anganwadis Functional (Cum.), Road Constructed- PMGSY, Pumps sets energized, Electricity supplied

Poor

Total Swarozgaries Assisted -SGSY, Off take by States/UTs -TPDS, Off take by States/UTs - AAY, Houses constructed - IAY, Houses constructed - EWS/LIG, Slipped back Habitations with water quality problems covered- ARWSP, Pulse Polio Immunisation, SC Families Assisted, Area Covered under Plantation (Public and Forest Lands), Seedlings Planted (Public and Forest Lands)

24. RAJASTHAN

Very Good

Off take by States/UTs - AAY, Routine Immunisation of Children, SC Families Assisted, ICDS Blocks Operational (Cum.), Anganwadis Functional (Cum.), Area Covered under Plantation (Public and Forest Lands), Seedlings Planted (Public and Forest Lands), Road Constructed- PMGSY, Electricity supplied

Good

Off take by States/UTs -TPDS, Pumps sets energized

Poor

Total Swarozgaries Assisted -SGSY, SHGs provided income generating activities, Houses constructed - IAY, Houses constructed - EWS/LIG, Habitations covered (NC and PC) - ARWSP, Slipped back Habitations with water quality problems covered- ARWSP, Pulse Polio Immunisation, Villages Electrified - RGGVY

Table - C (Contd.)

25. SIKKIM

Very Good

Off take by States/UTs -TPDS, Off take by States/UTs - AAY, Routine Immunisation of Children, ICDS Blocks Operational (Cum.), Anganwadis Functional (Cum.), Urban Poor Families Assisted under Seven Point Charter, Electricity supplied

Good

SHGs provided income generating activities

Poor

Total Swarozgaries Assisted -SGSY, Houses constructed - IAY, Houses constructed - EWS/LIG, Slipped back Habitations with water quality problems covered- ARWSP, SC Families Assisted, Area Covered under Plantation (Public and Forest Lands), Seedlings Planted (Public and Forest Lands), Road Constructed- PMGSY

26. TAMIL NADU

Very Good

Total Swarozgaries Assisted -SGSY, SHGs provided income generating activities, Off take by States/UTs - AAY, Houses constructed - IAY, Routine Immunisation of Children, SC Families Assisted, ICDS Blocks Operational (Cum.), Anganwadis Functional (Cum.), Pumps sets energized, Electricity supplied

Poor

Off take by States/UTs -TPDS, Houses constructed - EWS/LIG, Slipped back Habitations with water quality problems covered- ARWSP, Urban Poor Families Assisted under Seven Point Charter, Area Covered under Plantation (Public and Forest Lands), Seedlings Planted (Public and Forest Lands), Road Constructed- PMGSY

27. TRIPURA

Very Good

SHGs provided income generating activities, Routine Immunisation of Children, ICDS Blocks Operational (Cum.), Anganwadis Functional (Cum.), Urban Poor Families Assisted under Seven Point Charter, Seedlings Planted (Public and Forest Lands)

Good

Off take by States/UTs -TPDS, Off take by States/UTs - AAY, Electricity supplied

Poor

Total Swarozgaries Assisted -SGSY, Houses constructed - IAY, Houses constructed - EWS/LIG, Slipped back Habitations with water quality problems covered- ARWSP, SC Families Assisted, Area Covered under Plantation (Public and Forest Lands), Road Constructed- PMGSY

28. UTTARAKHAND

Very Good

SHGs provided income generating activities, Off take by States/UTs -TPDS, Off take by States/UTs - AAY, Routine Immunisation of Children, SC Families Assisted, ICDS Blocks Operational (Cum.), Anganwadis Functional (Cum.), Area Covered under Plantation (Public and Forest Lands), Villages Electrified - RGGVY, Pumps sets energized, Electricity supplied

Good

Pulse Polio Immunisation

Poor

Total Swarozgaries Assisted -SGSY, Houses constructed - IAY, Habitations covered (NC and PC) - ARWSP, Slipped back Habitations with water quality problems covered- ARWSP, Seedlings Planted (Public and Forest Lands), Road Constructed- PMGSY

Table - C (Contd.)

29. UTTAR PRADESH

Very Good

SHGs provided income generating activities, Off take by States/UTs -TPDS, Off take by States/UTs - AAY, Routine Immunisation of Children, ICDS Blocks Operational (Cum.), Anganwadis Functional (Cum.), Area Covered under Plantation (Public and Forest Lands), Seedlings Planted (Public and Forest Lands), Road Constructed- PMGSY

Good

Total Swarozgaries Assisted -SGSY, Pulse Polio Immunisation, Villages Electrified - RGGVY, Electricity supplied

Poor

Houses constructed - IAY, Houses constructed - EWS/LIG, Slipped back Habitations with water quality problems covered- ARWSP, SC Families Assisted, Urban Poor Families Assisted under Seven Point Charter, Pumps sets energized

30. WEST BENGAL

Very Good

SHGs provided income generating activities, Pulse Polio Immunisation, ICDS Blocks Operational (Cum.), Anganwadis Functional (Cum.), Villages Electrified - RGGVY, Electricity supplied

Good

Off take by States/UTs -TPDS, Off take by States/UTs - AAY, Houses constructed - EWS/LIG, Slipped back Habitations with water quality problems covered- ARWSP

Poor

Total Swarozgaries Assisted -SGSY, Houses constructed - IAY, Routine Immunisation of Children, SC Families Assisted, Area Covered under Plantation (Public and Forest Lands), Seedlings Planted (Public and Forest Lands), Road Constructed- PMGSY, Pumps sets energized

31. ANDAMAN AND NICOBAR ISLANDS

Very Good

SHGs provided income generating activities, ICDS Blocks Operational (Cum.), Anganwadis Functional (Cum.)

Good

Routine Immunisation of Children

Poor

Total Swarozgaries Assisted -SGSY, Off take by States/UTs -TPDS, Off take by States/UTs - AAY, Houses constructed - IAY, Slipped back Habitations with water quality problems covered- ARWSP, Area Covered under Plantation (Public and Forest Lands), Seedlings Planted (Public and Forest Lands), Electricity supplied

32. CHANDIGARH

Very Good

Off take by States/UTs -TPDS, Off take by States/UTs - AAY, Routine Immunisation of Children, Pulse Polio Immunisation, ICDS Blocks Operational (Cum.), Anganwadis Functional (Cum.), Area Covered under Plantation (Public and Forest Lands), Seedlings Planted (Public and Forest Lands), Electricity supplied

Good

SC Families Assisted

Poor

Houses constructed - EWS/LIG

Table - C (Contd.)

33. DADRA AND NAGAR HAVELI

Very Good

Routine Immunisation of Children, Anganwadis Functional (Cum.), Area Covered under Plantation (Public and Forest Lands), Seedlings Planted (Public and Forest Lands), Electricity supplied

Poor

Total Swarozgaries Assisted -SGSY, SHGs provided income generating activities, Off take by States/UTs - TPDS, Off take by States/UTs - AAY, Houses constructed - IAY, Habitations covered (NC and PC) - ARWSP, ICDS Blocks Operational (Cum.)

34. DAMAN AND DIU

Very Good

ICDS Blocks Operational (Cum.), Anganwadis Functional (Cum.), Area Covered under Plantation (Public and Forest Lands)

Good

Seedlings Planted (Public and Forest Lands), Electricity supplied

Poor

Total Swarozgaries Assisted -SGSY, SHGs provided income generating activities, Off take by States/UTs - TPDS, Off take by States/UTs - AAY, Houses constructed - IAY, Routine Immunisation of Children

35. LAKSHADWEEP

Very Good

SHGs provided income generating activities, Off take by States/UTs - AAY, Houses constructed - IAY, ICDS Blocks Operational (Cum.), Anganwadis Functional (Cum.), Seedlings Planted (Public and Forest Lands), Electricity supplied

Good

Total Swarozgaries Assisted -SGSY, Off take by States/UTs -TPDS

Poor

Houses constructed - EWS/LIG, Habitations covered (NC and PC) - ARWSP, Routine Immunisation of Children, Urban Poor Families Assisted under Seven Point Charter, Area Covered under Plantation (Public and Forest Lands)

Ranking of States : April to December, 2007

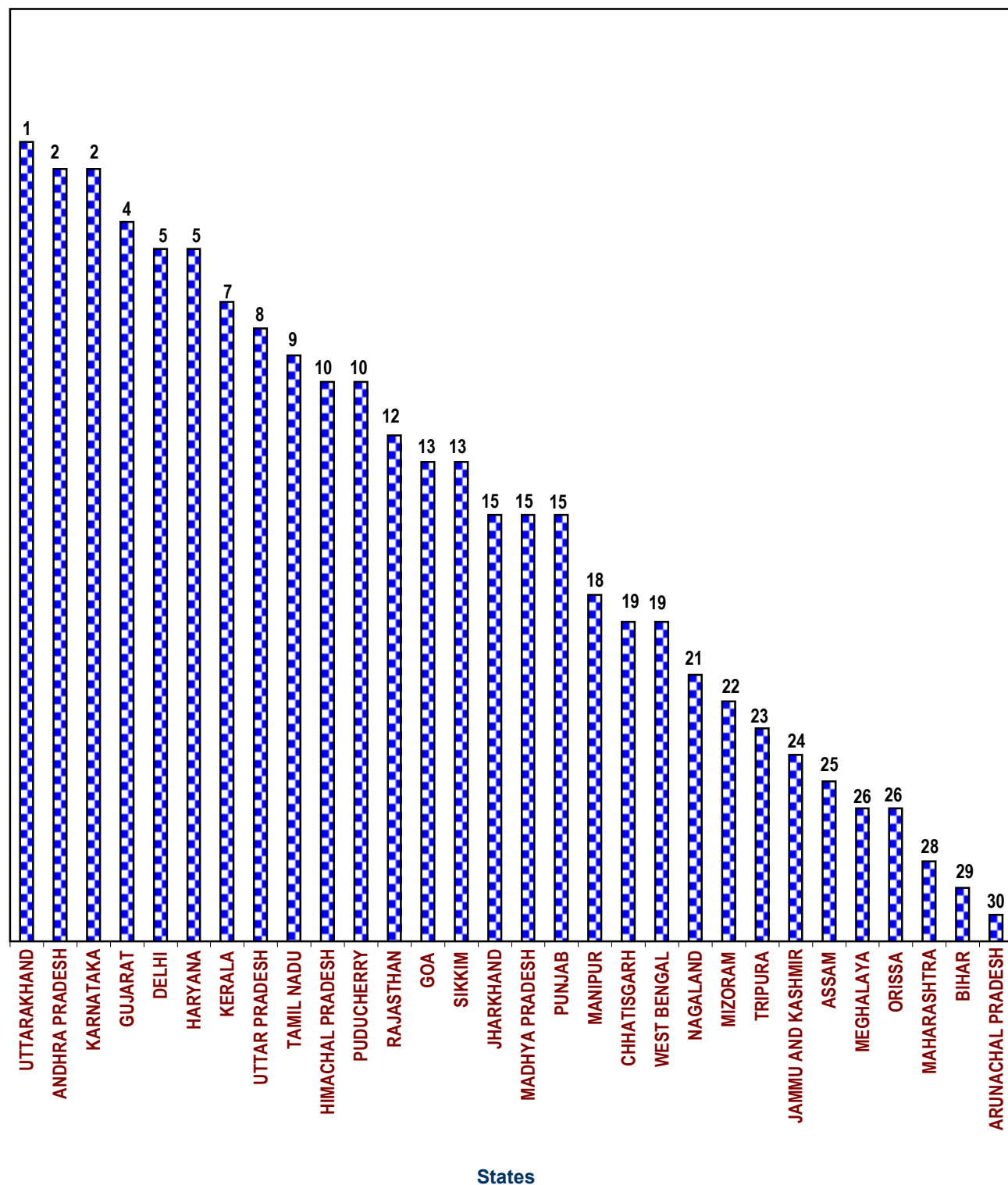


Table - D

SCORE CARD AND RANKING OF STATES ACCORDING TO THEIR PERFORMANCE
During the period April to December, 2007

States	No. of Items/ Parameters	Max Score	Parameters in category				Total Marks	% Ach.	RANK
			A	B	C	D			
UTTARAKHAND	18	54	11	3	4	0	43	80	1
ANDHRA PRADESH	18	54	11	2	5	0	42	78	2
KARNATAKA	18	54	11	2	5	0	42	78	2
GUJARAT	19	57	11	3	5	0	44	77	4
DELHI	11	33	6	2	3	0	25	76	5
HARYANA	18	54	10	3	5	0	41	76	5
KERALA	16	48	9	2	5	0	36	75	7
UTTAR PRADESH	19	57	9	6	3	1	42	74	8
TAMIL NADU	17	51	10	1	5	1	37	73	9
HIMACHAL PRADESH	17	51	10	1	4	2	36	71	10
PUDUCHERRY	14	42	9	0	3	2	30	71	10
RAJASTHAN	19	57	9	3	7	0	40	70	12
GOA	13	39	7	0	5	1	26	67	13
SIKKIM	16	48	7	3	5	1	32	67	13
JHARKHAND	17	51	7	2	8	0	33	65	15
MADHYA PRADESH	18	54	8	3	5	2	35	65	15
PUNJAB	18	54	8	2	7	1	35	65	15
MANIPUR	14	42	8	0	2	4	26	62	18
CHHATISGARH	19	57	8	2	7	2	35	61	19
WEST BENGAL	18	54	6	3	9	0	33	61	19
NAGALAND	14	42	7	0	4	3	25	60	21
MIZORAM	13	39	6	1	3	3	23	59	22
TRIPURA	16	48	6	2	6	2	28	58	23
JAMMU AND KASHMIR	15	45	5	1	8	1	25	56	24
ASSAM	18	54	6	2	7	3	29	54	25
MEGHALAYA	15	45	4	1	9	1	23	51	26
ORISSA	17	51	5	0	11	1	26	51	26
MAHARASHTRA	19	57	4	1	13	1	27	47	28
BIHAR	18	54	4	0	12	2	24	44	29
ARUNACHAL PRADESH	15	45	3	1	5	6	16	36	30

NORMS FOR RANKING

The criteria for performance assessment of States is as follows:

	<u>Marks</u>
Category "A" Where the Achievement is 90% or above of the target	3
Category "B" Where the Achievement is above National Average	2
Category "C" Where the Achievement is below National Average	1
Category "D" Where their is NIL Performance	0

Note: For ranking of the states, the All-India Percent achievement is taken as the National Average.

PART - II

TWENTY POINT PROGRAMME - 2006

ITEM-WISE PERFORMANCE TABLES

Table - 1

Employment generation under the NREG Scheme

Sl. State/UT No. Name		No. of job cards issued (Number) April,2007- December,2007	Employment generated (Number) April,2007- December,2007	Wages given (Rupees) April,2007- December,2007
(1)	(2)	(3)	(4)	(5)
1	ANDHRA PRADESH	51,70,500	9,82,90,557	10,39,90,49,002
2	ARUNACHAL PRADESH	0	0	0
3	ASSAM	11,90,114	2,44,80,000	1,81,66,12,000
4	BIHAR	60,22,321	4,35,87,900	4,77,50,90,900
5	CHHATISGARH	27,88,526	6,94,89,000	4,61,20,47,000
6	DELHI	0	0	0
7	GOA	0	0	0
8	GUJARAT	8,19,773	62,54,000	57,64,40,000
9	HARYANA	43,542	23,14,300	26,82,17,800
10	HIMACHAL PRADESH	3,21,213	55,43,000	44,59,37,000
11	JAMMU AND KASHMIR	2,32,658	29,75,000	28,19,54,000
12	JHARKHAND	23,74,498	10,02,72,733	4,90,45,09,508
13	KARNATAKA	8,67,669	1,34,62,500	99,62,25,000
14	KERALA	1,57,154	34,18,036	39,31,95,000
15	MADHYA PRADESH	71,73,128	16,67,31,000	1,04,47,81,600
16	MAHARASHTRA	28,77,369	1,10,10,000	1,02,20,12,000
17	MANIPUR	0	0	0
18	MEGHALAYA	1,12,973	35,70,000	35,89,41,000
19	MIZORAM	0	0	0
20	NAGALAND	56,000	13,34,000	14,93,76,000
21	ORISSA	36,96,168	2,71,79,000	2,06,93,41,000
22	PUDUCHERRY	0	0	0
23	PUNJAB	93,200	8,31,000	8,44,75,000
24	RAJASTHAN	27,82,986	10,82,54,000	6,37,81,85,000
25	SIKKIM	30,176	2,12,460	36,50,000
26	TAMIL NADU	20,38,672	5,03,49,700	4,14,83,59,600
27	TRIPURA	5,54,374	1,04,98,000	1,08,31,00,000
28	UTTARAKHAND	87,836	37,62,900	28,31,92,000
29	UTTAR PRADESH	44,64,064	7,09,82,281	7,65,15,45,081
30	WEST BENGAL	29,63,851	4,97,09,000	4,99,87,78,000
31	ANDAMAN AND NICOBAR ISLANDS	0	0	0
32	CHANDIGARH	0	0	0
33	DADRA AND NAGAR HAVELI	0	0	0
34	DAMAN AND DIU	0	0	0
35	LAKSHADWEEP	0	0	0
Grand Total		4,69,18,765	87,45,10,367	58,74,50,13,491

Swaranjayanti Gram Swarojgar Yojana

Total Swarozgaries Assisted

% Achievement of Target

During April to December, 2007

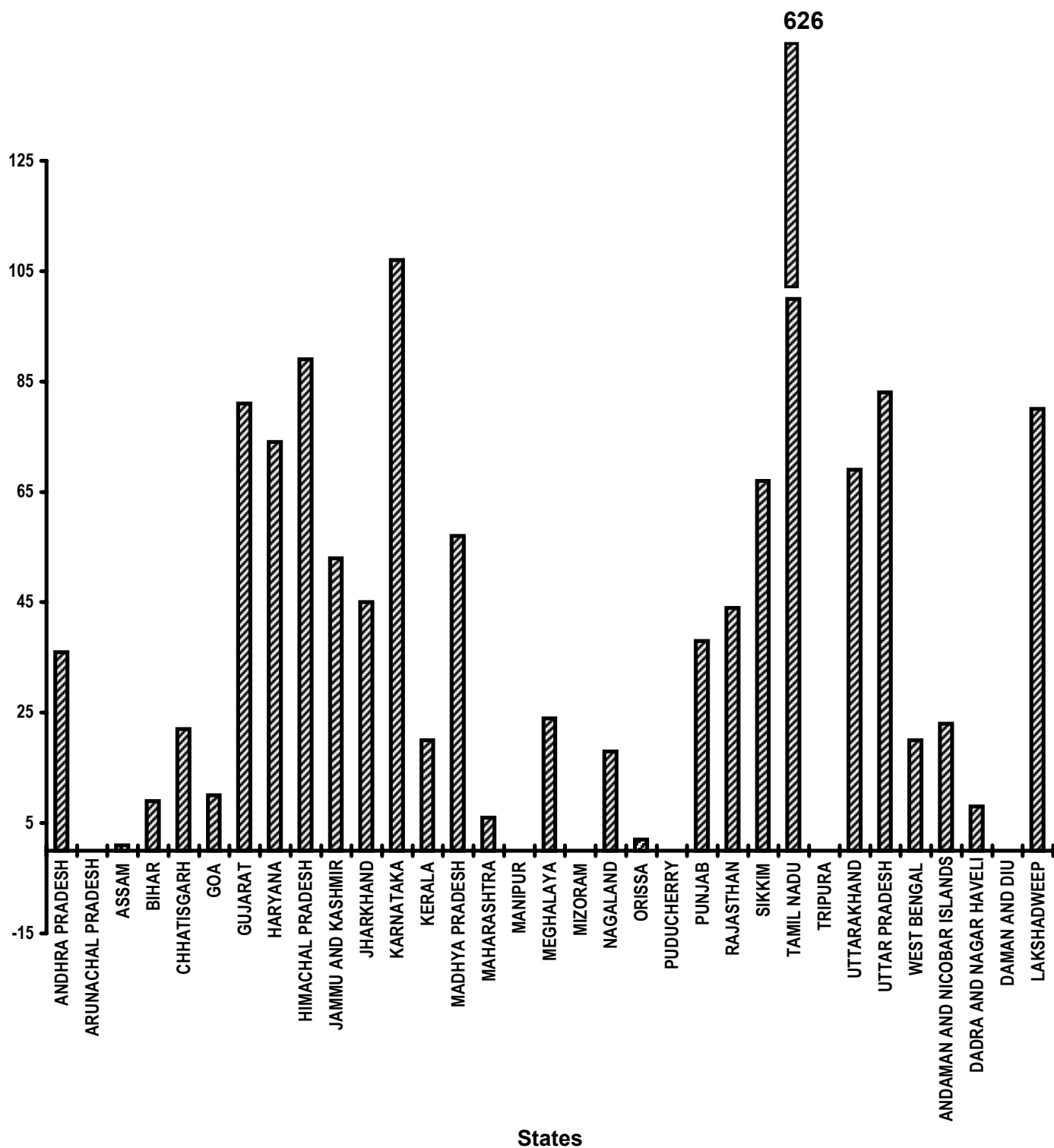


Table - 2

Swaranjayanti Gram Swarojgar Yojana
Total Swarozgaries Assisted
(Unit: Number)

Sl. No.	State/UT Name	Target		Achievement April,2007-December,2007	Percent Achievement April,2007-December,2007
		2007-2008	April,2007-December,2007		
(1)	(2)	(3)	(4)	(5)	(5)/(4)
1	ANDHRA PRADESH	71,390	53,541	19,384	36
2	ARUNACHAL PRADESH	3,962	2,970	0	0
3	ASSAM	1,02,960	77,220	1,071	1
4	BIHAR	1,69,832	1,27,368	10,864	9
5	CHHATISGARH	37,715	28,278	6,085	22
6	GOA	596	441	45	10
7	GUJARAT	26,873	20,151	16,401	81
8	HARYANA	15,810	11,853	8,755	74
9	HIMACHAL PRADESH	6,658	4,986	4,437	89
10	JAMMU AND KASHMIR	8,240	6,174	3,255	53
11	JHARKHAND	64,035	48,024	21,400	45
12	KARNATAKA	53,910	40,428	43,333	107
13	KERALA	24,189	18,135	3,618	20
14	MADHYA PRADESH	80,826	60,615	34,754	57
15	MAHARASHTRA	1,06,567	79,920	4,827	6
16	MANIPUR	6,902	5,175	0	0
17	MEGHALAYA	7,733	5,796	1,415	24
18	MIZORAM	1,789	1,341	0	0
19	NAGALAND	5,305	3,978	700	18
20	ORISSA	81,656	61,240	1,176	2
21	PUDUCHERRY	894	666	0	0
22	PUNJAB	7,683	5,760	2,193	38
23	RAJASTHAN	40,936	30,699	13,550	44
24	SIKKIM	1,981	1,485	999	67
25	TAMIL NADU	63,125	47,340	2,96,386	626
26	TRIPURA	12,463	9,342	0	0
27	UTTARAKHAND	12,873	9,648	6,673	69
28	UTTAR PRADESH	2,44,500	1,83,375	1,51,946	83
29	WEST BENGAL	90,744	68,058	13,293	20
30	ANDAMAN AND NICOBAR ISLANDS	149	108	25	23
31	DADRA AND NAGAR HAVELI	149	108	9	8
32	DAMAN AND DIU	149	108	0	0
33	LAKSHADWEEP	149	108	86	80
Grand Total		13,52,743	10,14,439	6,66,680	66

Very Good:(90% or above of targets)

KARNATAKA, TAMIL NADU

Good:(Between 80% to 90% targets)

GUJARAT, HIMACHAL PRADESH, UTTAR PRADESH, LAKSHADWEEP

Poor:(Below 80% of targets)

ANDHRA PRADESH, ARUNACHAL PRADESH, ASSAM, BIHAR, CHHATISGARH, GOA, HARYANA, JAMMU AND KASHMIR, JHARKHAND, KERALA, MADHYA PRADESH, MAHARASHTRA, MANIPUR, MEGHALAYA, MIZORAM, NAGALAND, ORISSA, PUDUCHERRY, PUNJAB, RAJASTHAN, SIKKIM, TRIPURA, UTTARAKHAND, WEST BENGAL, ANDAMAN AND NICOBAR ISLANDS, DADRA AND NAGAR HAVELI, DAMAN AND DIU

Table - 3

Sampoorna Grameen Rojgar Yojana
(Unit: Number of Mandays)

		Total Employment Generated (Number of Mandays) April,2007- December,2007
Sl. No.	State/UT Name	
(1)	(2)	(3)
1	ANDHRA PRADESH	1,26,86,332
2	ARUNACHAL PRADESH	0
3	ASSAM	1,57,96,000
4	BIHAR	0
5	CHHATISGARH	10,30,000
6	DELHI	0
7	GOA	6
8	GUJARAT	54,17,000
9	HARYANA	34,49,000
10	HIMACHAL PRADESH	8,34,000
11	JAMMU AND KASHMIR	11,37,200
12	JHARKHAND	1,04,59,700
13	KARNATAKA	1,17,53,000
14	KERALA	48,14,000
15	MADHYA PRADESH	1,01,68,000
16	MAHARASHTRA	1,62,80,000
17	MANIPUR	15,67,000
18	MEGHALAYA	11,53,000
19	MIZORAM	0
20	NAGALAND	24,69,000
21	ORISSA	37,56,000
22	PUDUCHERRY	40,400
23	PUNJAB	22,43,000
24	RAJASTHAN	82,05,000
25	SIKKIM	2,53,000
26	TAMIL NADU	1,58,27,700
27	TRIPURA	13,72,000
28	UTTARAKHAND	42,60,500
29	UTTAR PRADESH	3,00,14,247
30	WEST BENGAL	71,27,000
31	ANDAMAN AND NICOBAR ISLANDS	11,180
32	CHANDIGARH	0
33	DADRA AND NAGAR HAVELI	0
34	DAMAN AND DIU	0
35	LAKSHADWEEP	1,06,000
Grand Total		17,22,29,265

Table - 4(A)

Self Help Groups (SHG)
(Unit: Number)

		Formed under SGSY (Number) April,2007- December,2007
Sl. No.	State/UT Name	
(1)	(2)	(3)
1	ANDHRA PRADESH	47,437
2	ARUNACHAL PRADESH	0
3	ASSAM	9,810
4	BIHAR	6,509
5	CHHATISGARH	2,377
6	DELHI	0
7	GOA	58
8	GUJARAT	4,194
9	HARYANA	1,385
10	HIMACHAL PRADESH	528
11	JAMMU AND KASHMIR	666
12	JHARKHAND	16,985
13	KARNATAKA	4,979
14	KERALA	1,482
15	MADHYA PRADESH	3,000
16	MAHARASHTRA	21,077
17	MANIPUR	0
18	MEGHALAYA	783
19	MIZORAM	0
20	NAGALAND	334
21	ORISSA	11,403
22	PUDUCHERRY	0
23	PUNJAB	527
24	RAJASTHAN	5,323
25	SIKKIM	280
26	TAMIL NADU	14,678
27	TRIPURA	1,041
28	UTTARAKHAND	253
29	UTTAR PRADESH	20,176
30	WEST BENGAL	27,185
31	ANDAMAN AND NICOBAR ISLANDS	39
32	CHANDIGARH	0
33	DADRA AND NAGAR HAVELI	0
34	DAMAN AND DIU	0
35	LAKSHADWEEP	0
Grand Total		2,02,509

Self Help Groups (SHG)

To whom income generating activities provided

% Achievement of Target

During April to December, 2007

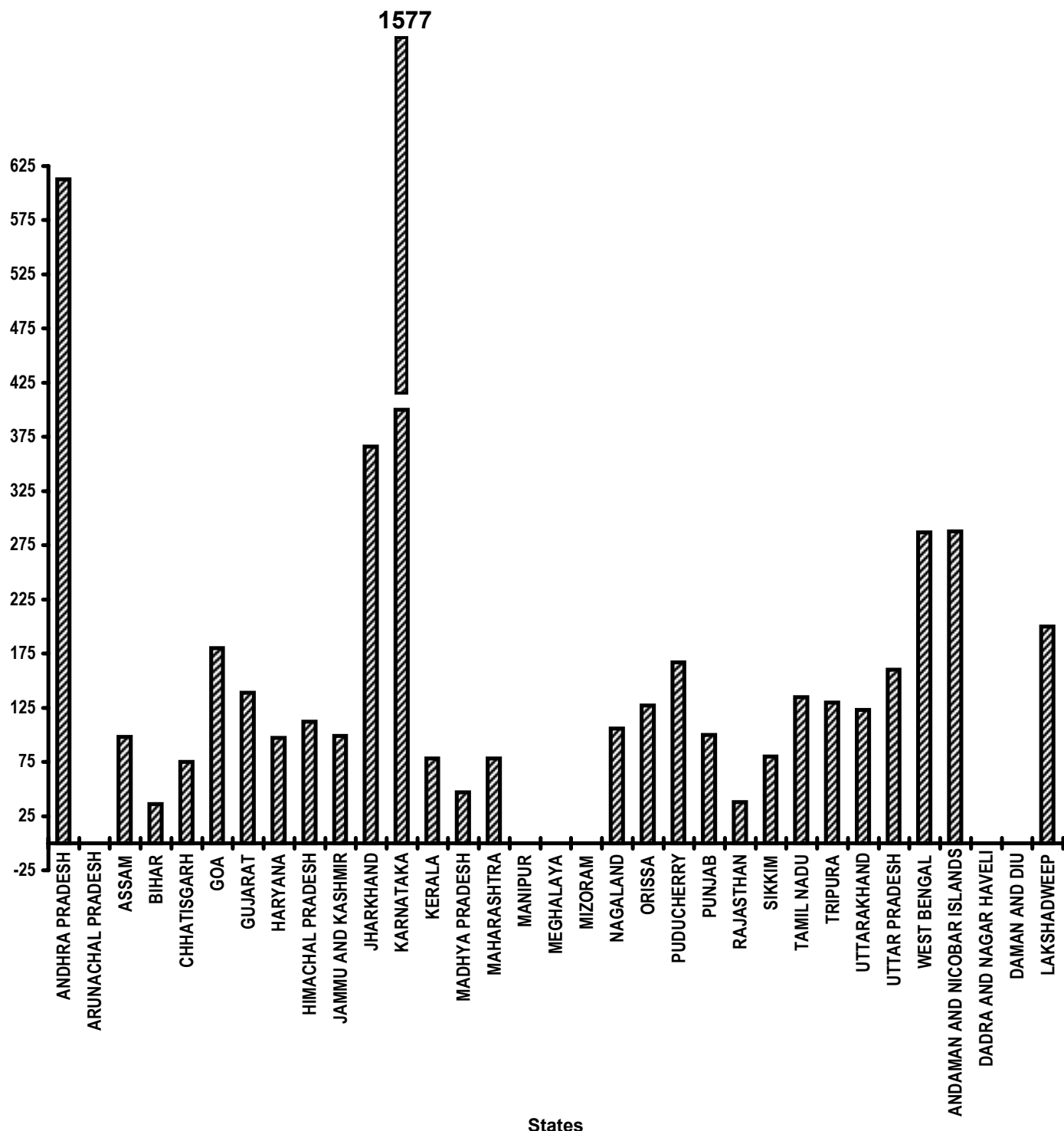


Table - 4(B)

Self Help Groups (SHG)
To whom income generating activities provided
(Unit: Number)

Sl. No.	State/UT Name	Target		Achievement	Percent
		2007-2008	April,2007- December,2007	April,2007- December,2007	Achievement April,2007- December,2007
(1)	(2)	(3)	(4)	(5)	(5)/(4)
1	ANDHRA PRADESH	5,596	3,637	22,304	613
2	ARUNACHAL PRADESH	311	202	0	0
3	ASSAM	8,071	5,246	5,119	98
4	BIHAR	13,313	8,654	3,156	36
5	CHHATISGARH	2,956	1,921	1,443	75
6	GOA	47	30	54	180
7	GUJARAT	2,106	1,369	1,901	139
8	HARYANA	1,239	806	783	97
9	HIMACHAL PRADESH	522	339	379	112
10	JAMMU AND KASHMIR	646	420	414	99
11	JHARKHAND	5,019	3,263	11,943	366
12	KARNATAKA	4,226	2,747	43,333	1,577
13	KERALA	1,896	1,232	957	78
14	MADHYA PRADESH	6,336	4,119	1,945	47
15	MAHARASHTRA	8,353	5,430	4,224	78
16	MANIPUR	541	351	0	0
17	MEGHALAYA	606	394	0	0
18	MIZORAM	140	91	0	0
19	NAGALAND	416	270	287	106
20	ORISSA	6,401	4,160	5,263	127
21	PUDUCHERRY	70	46	77	167
22	PUNJAB	602	391	391	100
23	RAJASTHAN	3,209	2,086	783	38
24	SIKKIM	155	101	81	80
25	TAMIL NADU	4,948	3,216	4,346	135
26	TRIPURA	977	635	826	130
27	UTTARAKHAND	1,009	656	807	123
28	UTTAR PRADESH	19,165	12,458	19,881	160
29	WEST BENGAL	7,113	4,624	13,277	287
30	ANDAMAN AND NICOBAR ISLANDS	12	8	23	288
31	DADRA AND NAGAR HAVELI	12	9	0	0
32	DAMAN AND DIU	12	8	0	0
33	LAKSHADWEEP	12	8	16	200
Grand Total		1,06,037	68,927	1,44,013	209

Very Good:(90% or above of targets)

ANDHRA PRADESH, ASSAM, GOA, GUJARAT, HARYANA, HIMACHAL PRADESH, JAMMU AND KASHMIR, JHARKHAND, KARNATAKA, NAGALAND, ORISSA, PUDUCHERRY, PUNJAB, TAMIL NADU, TRIPURA, UTTARAKHAND, UTTAR PRADESH, WEST BENGAL, ANDAMAN AND NICOBAR ISLANDS, LAKSHADWEEP

Good:(Between 80% to 90% targets)

SIKKIM

Poor:(Below 80% of targets)

ARUNACHAL PRADESH, BIHAR, CHHATISGARH, KERALA, MADHYA PRADESH, MAHARASHTRA, MANIPUR, MEGHALAYA, MIZORAM, RAJASTHAN, DADRA AND NAGAR HAVELI, DAMAN AND DIU

Table - 5

Distribution of waste land to the landless
Total Land Distributed
(Unit: Hectare)

Sl. No.	State/UT Name	Target		Achievement	Percent
		2007-2008	April,2007- December,2007	April,2007- December,2007	Achievement April,2007- December,2007
(1)	(2)	(3)	(4)	(5)	(5)/(4)
1	ANDHRA PRADESH	-	-	6,272	-
2	ARUNACHAL PRADESH	-	-	0	-
3	ASSAM	-	-	284	-
4	BIHAR	-	-	503	-
5	CHHATISGARH	-	-	9,687	-
6	DELHI	-	-	0	-
7	GOA	-	-	0	-
8	GUJARAT	-	-	2,267	-
9	HARYANA	-	-	0	-
10	HIMACHAL PRADESH	-	-	0	-
11	JAMMU AND KASHMIR	-	-	0	-
12	JHARKHAND	-	-	10,962	-
13	KARNATAKA	-	-	0	-
14	KERALA	-	-	2,179	-
15	MADHYA PRADESH	-	-	0	-
16	MAHARASHTRA	-	-	1,72,059	-
17	MANIPUR	-	-	0	-
18	MEGHALAYA	-	-	0	-
19	MIZORAM	-	-	0	-
20	NAGALAND	-	-	0	-
21	ORISSA	-	-	606	-
22	PUDUCHERRY	-	-	5	-
23	PUNJAB	-	-	0	-
24	RAJASTHAN	-	-	0	-
25	SIKKIM	-	-	0	-
26	TAMIL NADU	-	-	33,827	-
27	TRIPURA	-	-	0	-
28	UTTARAKHAND	-	-	13	-
29	UTTAR PRADESH	-	-	7,165	-
30	WEST BENGAL	-	-	0	-
31	ANDAMAN AND NICOBAR ISLANDS	-	-	0	-
32	CHANDIGARH	-	-	0	-
33	DADRA AND NAGAR HAVELI	-	-	0	-
34	DAMAN AND DIU	-	-	0	-
35	LAKSHADWEEP	-	-	0	-
Grand Total		-	-	2,45,829	-

Table - 6(A)

Minimum Wages Enforcement (including Farm Labour)

Sl. No.	State/UT Name	Agriculture and Farm Workers: Inspections made (Number) April,2007-December,2007	Agriculture and Farm Workers: Irregularities detected (Number) April,2007-December,2007	Agriculture and Farm Workers: Irregularities rectified (Number) April,2007-December,2007
		(3)	(4)	(5)
1	ANDHRA PRADESH	0	0	0
2	ARUNACHAL PRADESH	0	0	0
3	ASSAM	0	0	0
4	BIHAR	82,625	13,135	13,152
5	CHHATISGARH	0	0	0
6	DELHI	811	419	462
7	GOA	0	0	0
8	GUJARAT	29,286	9,974	9,476
9	HARYANA	0	0	0
10	HIMACHAL PRADESH	0	0	0
11	JAMMU AND KASHMIR	0	0	0
12	JHARKHAND	0	0	0
13	KARNATAKA	0	0	0
14	KERALA	1	3	3
15	MADHYA PRADESH	0	0	0
16	MAHARASHTRA	0	0	0
17	MANIPUR	0	0	0
18	MEGHALAYA	50	0	0
19	MIZORAM	0	0	0
20	NAGALAND	0	0	0
21	ORISSA	6,600	5,464	4,109
22	PUDUCHERRY	626	0	0
23	PUNJAB	700	6	6
24	RAJASTHAN	877	12	13
25	SIKKIM	0	0	0
26	TAMIL NADU	0	0	0
27	TRIPURA	105	0	0
28	UTTARAKHAND	560	39	29
29	UTTAR PRADESH	6,466	1,168	0
30	WEST BENGAL	1,609	723	710
31	ANDAMAN AND NICOBAR ISLANDS	0	0	0
32	CHANDIGARH	23	7	7
33	DADRA AND NAGAR HAVELI	0	0	0
34	DAMAN AND DIU	0	0	0
35	LAKSHADWEEP	0	0	0
Grand Total		1,30,339	30,950	27,967

Table - 6(B)

Minimum Wages Enforcement (including Farm Labour)
(Unit: Number)

		Agriculture and Farm Workers: Claims filed (Number) April,2007- December,2007	Agriculture and Farm Workers: Claims settled (Number) April,2007- December,2007
Sl. No.	State/UT Name		
(1)	(2)	(3)	(4)
1	ANDHRA PRADESH	0	0
2	ARUNACHAL PRADESH	0	0
3	ASSAM	0	0
4	BIHAR	4,577	4,212
5	CHHATISGARH	0	0
6	DELHI	57	19
7	GOA	0	0
8	GUJARAT	0	74
9	HARYANA	15	14
10	HIMACHAL PRADESH	0	0
11	JAMMU AND KASHMIR	0	0
12	JHARKHAND	0	0
13	KARNATAKA	0	0
14	KERALA	0	0
15	MADHYA PRADESH	0	0
16	MAHARASHTRA	0	0
17	MANIPUR	0	0
18	MEGHALAYA	0	0
19	MIZORAM	0	0
20	NAGALAND	1	0
21	ORISSA	0	0
22	PUDUCHERRY	0	0
23	PUNJAB	0	0
24	RAJASTHAN	69	46
25	SIKKIM	0	0
26	TAMIL NADU	0	0
27	TRIPURA	0	0
28	UTTARAKHAND	0	0
29	UTTAR PRADESH	0	0
30	WEST BENGAL	0	0
31	ANDAMAN AND NICOBAR ISLANDS	0	0
32	CHANDIGARH	0	0
33	DADRA AND NAGAR HAVELI	0	0
34	DAMAN AND DIU	0	0
35	LAKSHADWEEP	0	0
Grand Total		4,719	4,365

Table - 6(C)

Minimum Wages Enforcement (including Farm Labour)

Sl. No.	State/UT Name	Agriculture and Farm Workers: Prosecution cases Pending (Number) April,2007-December,2007	Agriculture and Farm Workers: Prosecution cases filed (Number) April,2007-December,2007	Agriculture and Farm Workers: Prosecution cases decided (Number) April,2007-December,2007
		(3)	(4)	(5)
1	ANDHRA PRADESH	0	0	0
2	ARUNACHAL PRADESH	0	0	0
3	ASSAM	0	0	0
4	BIHAR	3,002	23	0
5	CHHATISGARH	0	0	0
6	DELHI	1,566	70	0
7	GOA	0	0	0
8	GUJARAT	10,833	101	360
9	HARYANA	0	0	0
10	HIMACHAL PRADESH	0	0	0
11	JAMMU AND KASHMIR	0	0	0
12	JHARKHAND	0	0	0
13	KARNATAKA	0	0	0
14	KERALA	0	0	0
15	MADHYA PRADESH	0	0	0
16	MAHARASHTRA	0	0	0
17	MANIPUR	0	0	0
18	MEGHALAYA	0	0	0
19	MIZORAM	0	0	0
20	NAGALAND	0	0	0
21	ORISSA	888	0	0
22	PUDUCHERRY	0	0	0
23	PUNJAB	0	0	0
24	RAJASTHAN	814	17	3
25	SIKKIM	0	0	0
26	TAMIL NADU	0	0	0
27	TRIPURA	0	0	0
28	UTTARAKHAND	27	8	0
29	UTTAR PRADESH	313	0	0
30	WEST BENGAL	955	0	0
31	ANDAMAN AND NICOBAR ISLANDS	0	0	0
32	CHANDIGARH	136	3	9
33	DADRA AND NAGAR HAVELI	0	0	0
34	DAMAN AND DIU	0	0	0
35	LAKSHADWEEP	0	0	0
Grand Total		18,534	222	372

Food security (Targeted Public Distribution system)

Off take

% Achievement of Target
During April to December, 2007

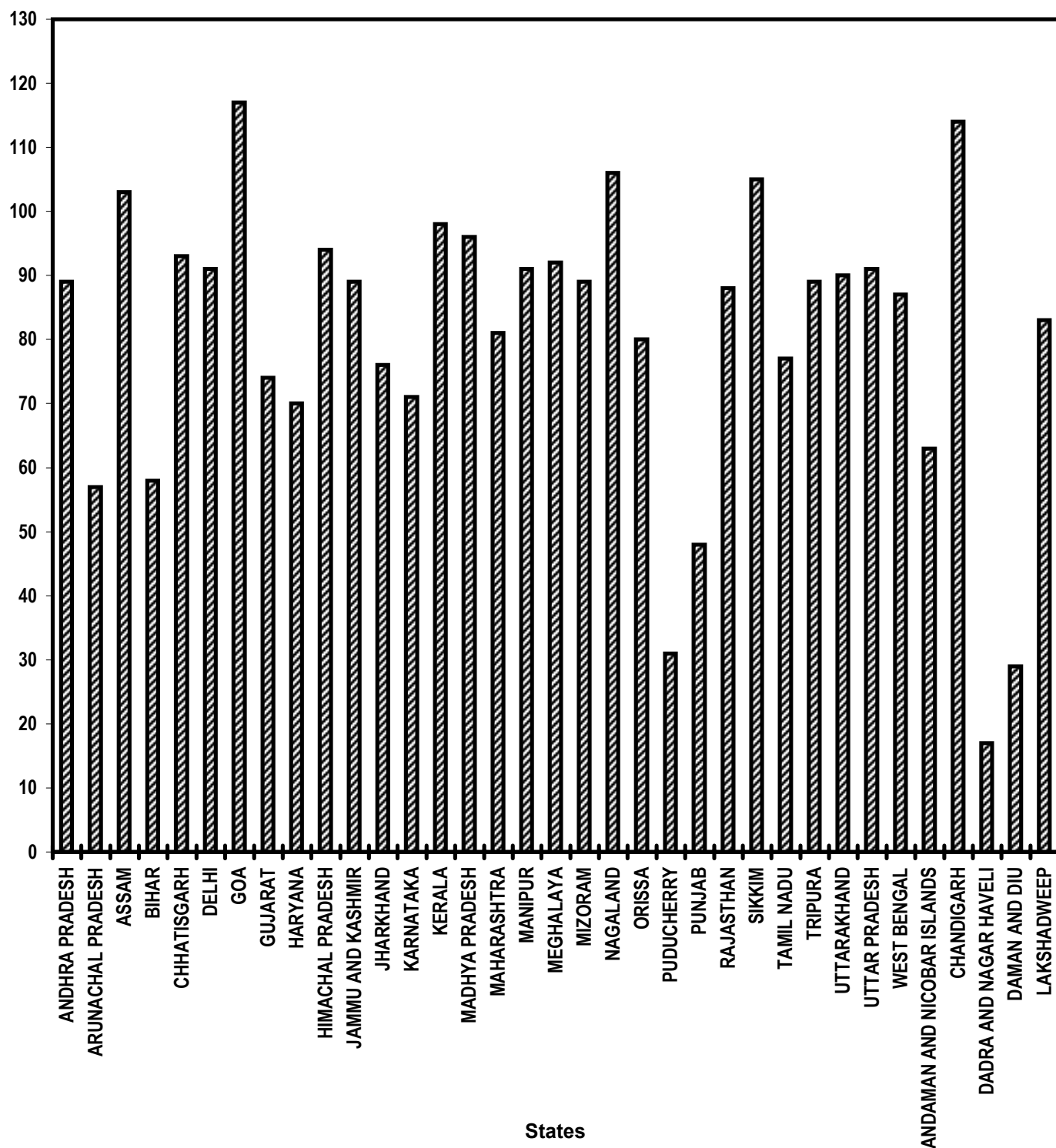


Table - 7(A)

Food security (Targeted Public Distribution system)

Sl. No.	State/UT Name	Allocation of Food Grains (Tonnes) April,2007-December,2007	Off take April,2007-December,2007	Percentage of offtake w.r.t. Allocation of Food Grains
		(3)	(4)	(5)
1	ANDHRA PRADESH	29,17,501	25,96,778	89
2	ARUNACHAL PRADESH	78,159	44,661	57
3	ASSAM	10,12,107	10,45,492	103
4	BIHAR	20,79,411	12,12,634	58
5	CHHATISGARH	6,22,976	5,79,122	93
6	DELHI	5,55,059	5,04,073	91
7	GOA	20,187	23,715	117
8	GUJARAT	8,66,577	6,37,433	74
9	HARYANA	3,35,646	2,35,730	70
10	HIMACHAL PRADESH	3,63,504	3,42,170	94
11	JAMMU AND KASHMIR	6,19,394	5,54,083	89
12	JHARKHAND	7,92,068	6,04,573	76
13	KARNATAKA	19,95,224	14,22,354	71
14	KERALA	8,63,122	8,49,944	98
15	MADHYA PRADESH	13,83,297	13,22,985	96
16	MAHARASHTRA	21,78,445	17,71,975	81
17	MANIPUR	80,084	72,966	91
18	MEGHALAYA	1,02,932	95,099	92
19	MIZORAM	63,255	56,092	89
20	NAGALAND	99,177	1,05,175	106
21	ORISSA	14,23,973	11,37,709	80
22	PUDUCHERRY	49,614	15,184	31
23	PUNJAB	2,00,891	95,670	48
24	RAJASTHAN	9,65,836	8,53,290	88
25	SIKKIM	34,722	36,287	105
26	TAMIL NADU	36,42,079	28,17,168	77
27	TRIPURA	1,94,115	1,73,506	89
28	UTTARAKHAND	2,61,993	2,34,610	90
29	UTTAR PRADESH	34,15,762	31,13,091	91
30	WEST BENGAL	22,35,668	19,41,171	87
31	ANDAMAN AND NICOBAR ISLANDS	22,476	14,092	63
32	CHANDIGARH	3,171	3,622	114
33	DADRA AND NAGAR HAVELI	8,721	1,447	17
34	DAMAN AND DIU	2,100	609	29
35	LAKSHADWEEP	3,685	3,067	83
Grand Total		2,94,92,931	2,45,17,577	83

Very Good:(90% or above of targets)

ASSAM, CHHATISGARH, DELHI, GOA, HIMACHAL PRADESH, KERALA, MADHYA PRADESH, MANIPUR, MEGHALAYA, NAGALAND, SIKKIM, UTTARAKHAND, UTTAR PRADESH, CHANDIGARH

Good:(Between 80% to 90% targets)

ANDHRA PRADESH, JAMMU AND KASHMIR, MAHARASHTRA, MIZORAM, ORISSA, RAJASTHAN, TRIPURA, WEST BENGAL, LAKSHADWEEP

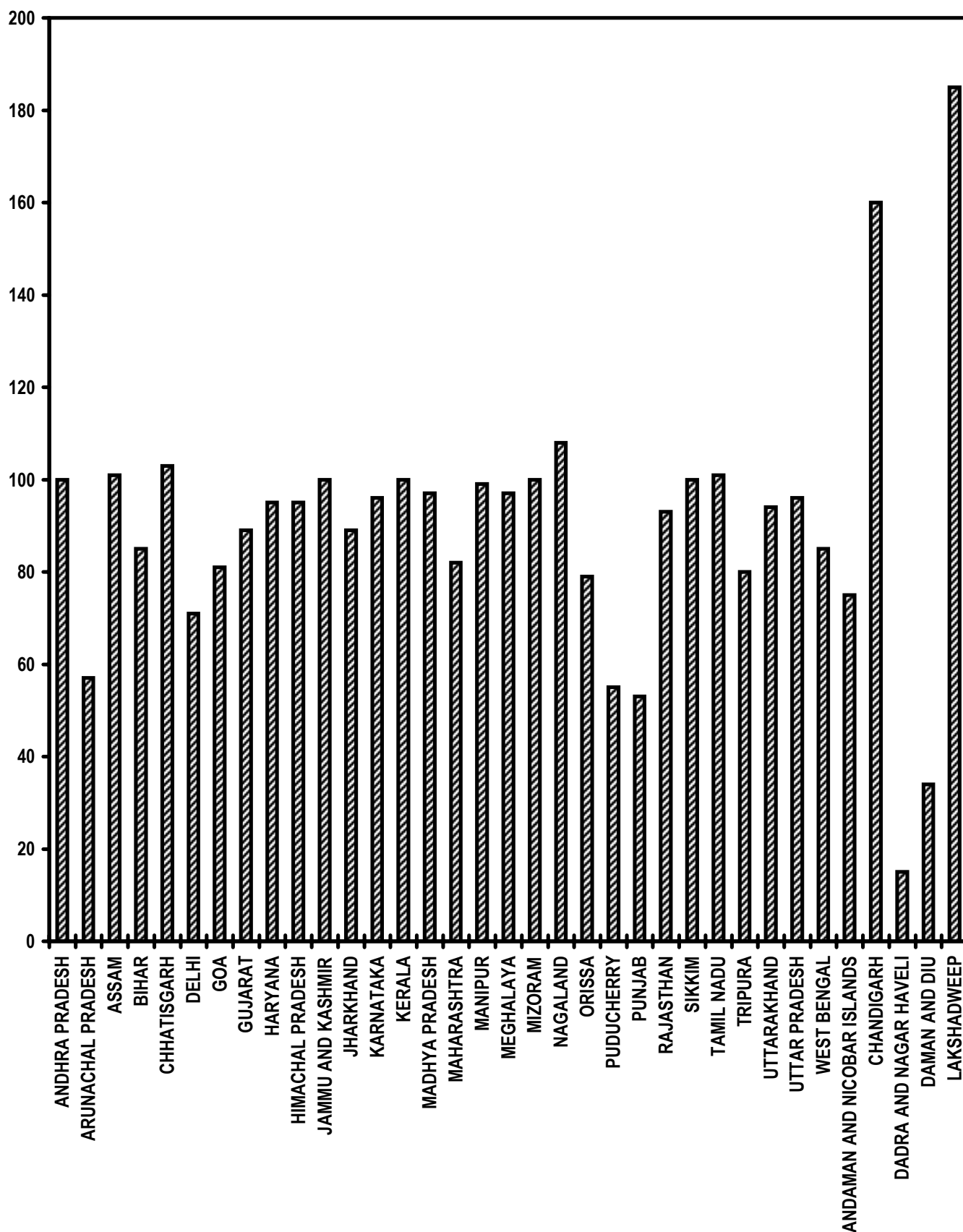
Poor:(Below 80% of targets)

ARUNACHAL PRADESH, BIHAR, GUJARAT, HARYANA, JHARKHAND, KARNATAKA, PUDUCHERRY, PUNJAB, TAMIL NADU, ANDAMAN AND NICOBAR ISLANDS, DADRA AND NAGAR HAVELI, DAMAN AND DIU

Food security(Antodaya Anna Yojana)

Off take

% Achievement of Target
During April to December, 2007



States

Table - 7(B)

Food Security (Antodaya Anna Yojana)

Sl. No.	State/UT Name	Allocation of Food Grains (Tonnes) April,2007-December,2007	Off take April,2007-December,2007	Percentage of offtake w.r.t. Allocation of Food Grains
		(3)	(4)	(5)
1	ANDHRA PRADESH	4,90,716	4,90,193	100
2	ARUNACHAL PRADESH	11,979	6,801	57
3	ASSAM	2,21,523	2,23,582	101
4	BIHAR	7,64,991	6,47,066	85
5	CHHATISGARH	2,26,458	2,32,706	103
6	DELHI	30,135	21,487	71
7	GOA	4,581	3,716	81
8	GUJARAT	2,55,060	2,26,264	89
9	HARYANA	92,115	87,597	95
10	HIMACHAL PRADESH	62,055	59,070	95
11	JAMMU AND KASHMIR	80,541	80,521	100
12	JHARKHAND	2,55,707	2,26,425	89
13	KARNATAKA	3,77,919	3,61,622	96
14	KERALA	1,87,695	1,87,713	100
15	MADHYA PRADESH	4,97,597	4,80,994	97
16	MAHARASHTRA	7,62,951	6,25,658	82
17	MANIPUR	15,885	15,704	99
18	MEGHALAYA	22,113	21,366	97
19	MIZORAM	8,190	8,191	100
20	NAGALAND	14,976	16,133	108
21	ORISSA	3,98,340	3,14,062	79
22	PUDUCHERRY	10,161	5,609	55
23	PUNJAB	46,573	24,661	53
24	RAJASTHAN	2,93,616	2,72,950	93
25	SIKKIM	5,202	5,206	100
26	TAMIL NADU	5,87,358	5,91,064	101
27	TRIPURA	34,058	27,343	80
28	UTTARAKHAND	47,637	44,695	94
29	UTTAR PRADESH	12,89,610	12,40,512	96
30	WEST BENGAL	4,66,263	3,96,778	85
31	ANDAMAN AND NICOBAR ISLANDS	1,350	1,011	75
32	CHANDIGARH	666	1,065	160
33	DADRA AND NAGAR HAVELI	1,647	243	15
34	DAMAN AND DIU	477	163	34
35	LAKSHADWEEP	341	632	185
Grand Total		75,66,486	69,48,803	92

Very Good:(90% or above of targets)

ANDHRA PRADESH, ASSAM, CHHATISGARH, HARYANA, HIMACHAL PRADESH, JAMMU AND KASHMIR, KARNATAKA, KERALA, MADHYA PRADESH, MANIPUR, MEGHALAYA, MIZORAM, NAGALAND, RAJASTHAN, SIKKIM, TAMIL NADU, UTTARAKHAND, UTTAR PRADESH, CHANDIGARH, LAKSHADWEEP

Good:(Between 80% to 90% targets)

BIHAR, GOA, GUJARAT, JHARKHAND, MAHARASHTRA, TRIPURA, WEST BENGAL

Poor:(Below 80% of targets)

ARUNACHAL PRADESH, DELHI, ORISSA, PUDUCHERRY, PUNJAB, ANDAMAN AND NICOBAR ISLANDS, DADRA AND NAGAR HAVELI, DAMAN AND DIU

Rural Housing - Indira Awaas Yojana

Houses constructed

% Achievement of Target

During April to December, 2007

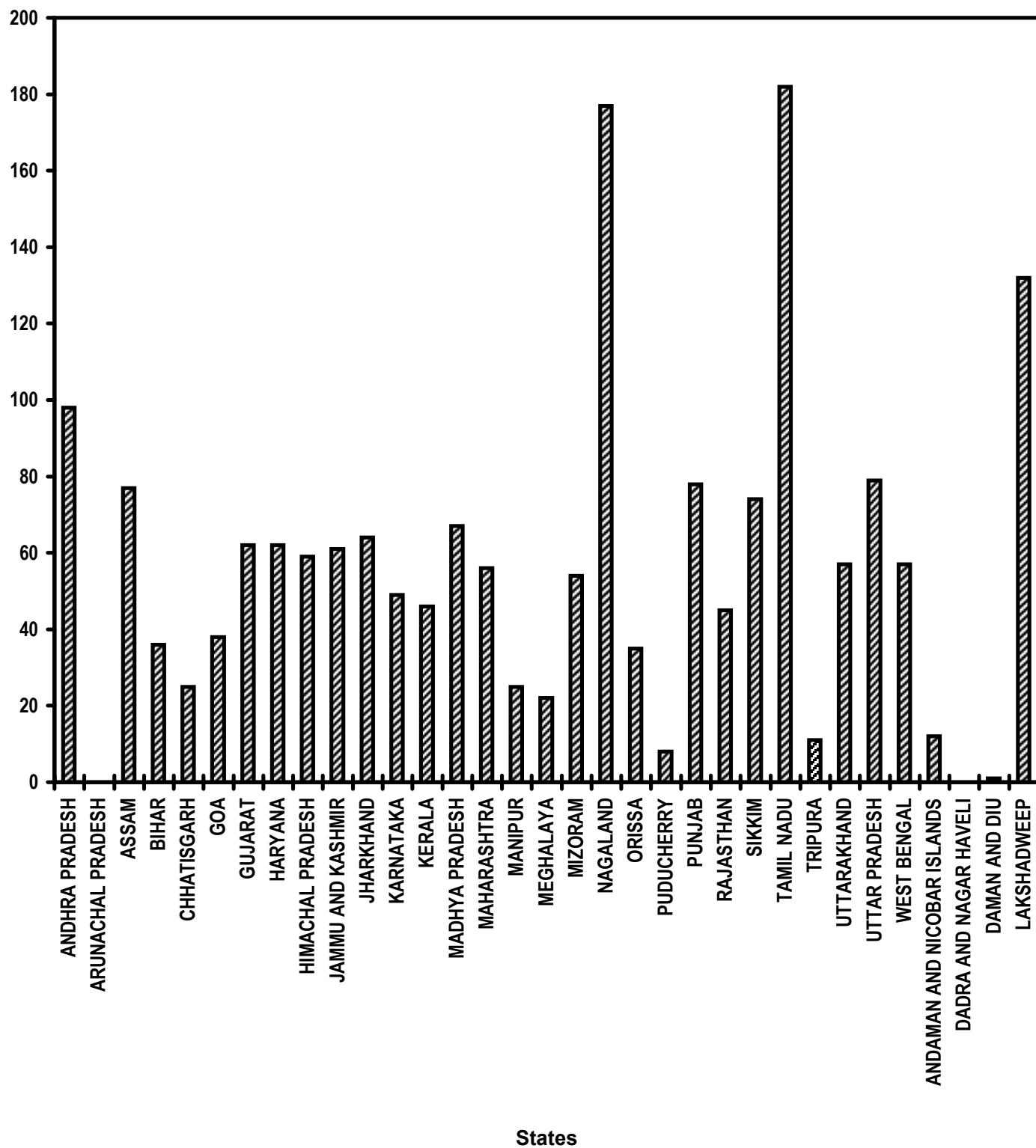


Table - 8

Rural Housing - Indira Awaas Yojana
Houses constructed
(Unit: Number)

Sl. No.	State/UT Name	Target		Achievement April,2007- December,2007	Percent Achievement April,2007- December,2007
		2007-2008	April,2007- December,2007		
(1)	(2)	(3)	(4)	(5)	(5)/(4)
1	ANDHRA PRADESH	1,92,148	1,44,108	1,41,358	98
2	ARUNACHAL PRADESH	6,765	5,076	0	0
3	ASSAM	1,49,593	1,12,194	86,477	77
4	BIHAR	5,67,171	4,25,376	1,55,006	36
5	CHHATISGARH	29,714	22,284	5,490	25
6	GOA	1,183	882	337	38
7	GUJARAT	94,234	70,677	43,881	62
8	HARYANA	13,231	9,918	6,137	62
9	HIMACHAL PRADESH	4,242	3,177	1,869	59
10	JAMMU AND KASHMIR	13,177	9,882	6,028	61
11	JHARKHAND	50,589	37,944	24,380	64
12	KARNATAKA	74,029	55,521	27,077	49
13	KERALA	41,167	30,870	14,348	46
14	MADHYA PRADESH	59,096	44,325	29,702	67
15	MAHARASHTRA	1,15,879	86,904	48,235	56
16	MANIPUR	5,872	4,401	1,118	25
17	MEGHALAYA	10,228	7,668	1,685	22
18	MIZORAM	2,180	1,629	880	54
19	NAGALAND	6,768	5,076	8,990	177
20	ORISSA	1,11,431	83,574	29,572	35
21	PUDUCHERRY	910	684	52	8
22	PUNJAB	16,362	12,267	9,515	78
23	RAJASTHAN	47,354	35,514	16,144	45
24	SIKKIM	1,294	972	724	74
25	TAMIL NADU	76,932	57,699	1,04,862	182
26	TRIPURA	13,178	9,882	1,081	11
27	UTTARAKHAND	11,611	8,703	5,003	57
28	UTTAR PRADESH	2,54,750	1,91,061	1,50,284	79
29	WEST BENGAL	1,53,709	1,15,281	65,790	57
30	ANDAMAN AND NICOBAR ISLANDS	1,828	1,368	159	12
31	DADRA AND NAGAR HAVELI	305	225	0	0
32	DAMAN AND DIU	136	99	1	1
33	LAKSHADWEEP	118	90	119	132
Grand Total		21,27,184	15,95,331	9,86,304	62

Very Good:(90% or above of targets)

ANDHRA PRADESH, NAGALAND, TAMIL NADU, LAKSHADWEEP

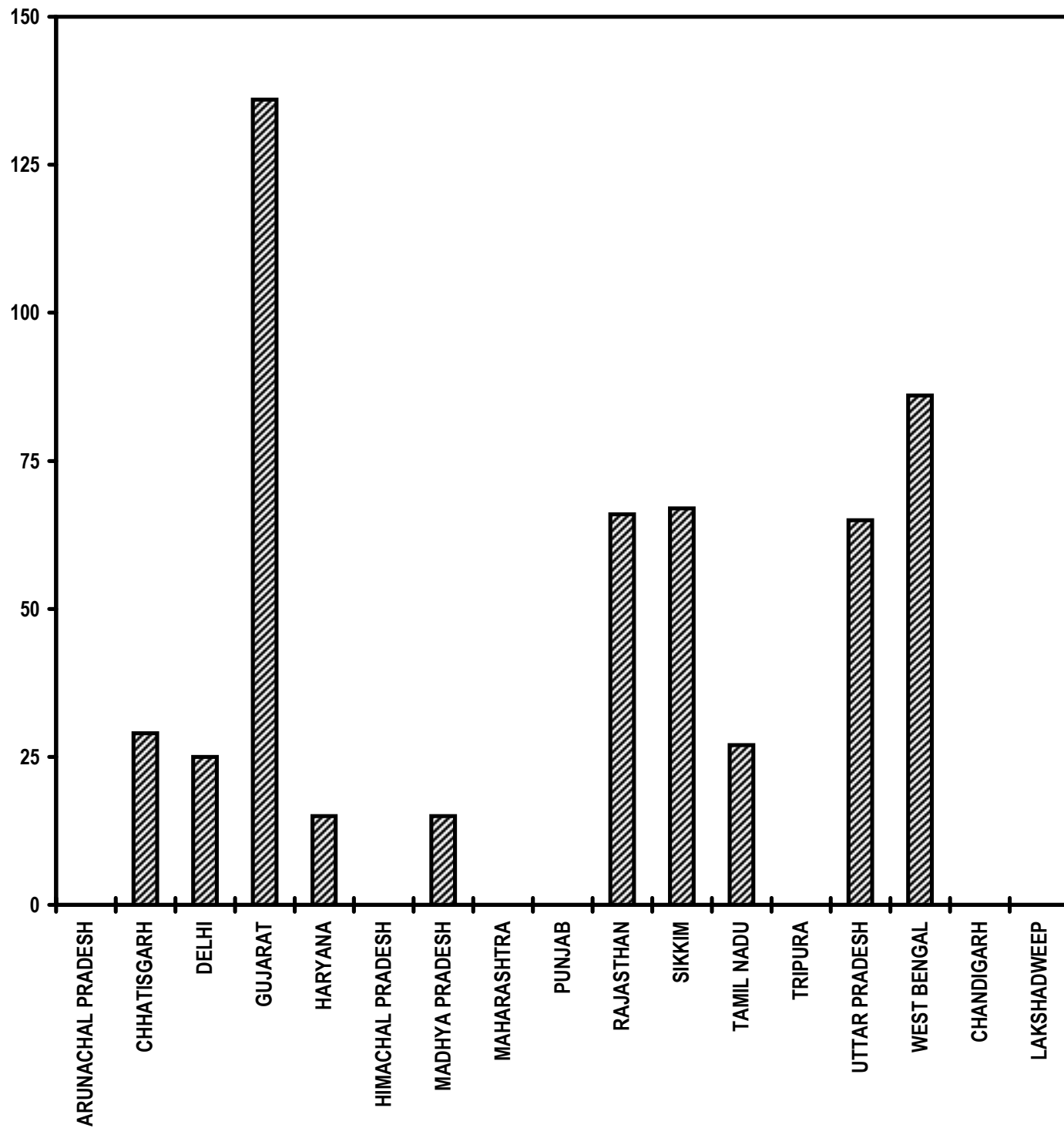
Poor:(Below 80% of targets)

ARUNACHAL PRADESH, ASSAM, BIHAR, CHHATISGARH, GOA, GUJARAT, HARYANA, HIMACHAL PRADESH, JAMMU AND KASHMIR, JHARKHAND, KARNATAKA, KERALA, MADHYA PRADESH, MAHARASHTRA, MANIPUR, MEGHALAYA, MIZORAM, ORISSA, PUDUCHERRY, PUNJAB, RAJASTHAN, SIKKIM, TRIPURA, UTTARAKHAND, UTTAR PRADESH, WEST BENGAL, ANDAMAN AND NICOBAR ISLANDS, DADRA AND NAGAR HAVELI, DAMAN AND DIU

EWS/LIG Houses in Urban Areas

Houses constructed

% Achievement of Target
During April to December, 2007



States

Table - 9

EWS/LIG Houses in Urban Areas
Houses constructed
(Unit: Number)

Sl. No.	State/UT Name	Target		Achievement April,2007- December,2007	Percent Achievement April,2007- December,2007
		2007-2008	April,2007- December,2007		
(1)	(2)	(3)	(4)	(5)	(5)/(4)
1	ARUNACHAL PRADESH	3,277	2,457	0	0
2	CHHATISGARH	11,500	8,622	2,515	29
3	DELHI	26,486	19,863	5,050	25
4	GUJARAT	500	369	500	136
5	HARYANA	1,340	999	154	15
6	HIMACHAL PRADESH	252	189	0	0
7	MADHYA PRADESH	6,474	4,851	707	15
8	MAHARASHTRA	52,616	39,456	0	0
9	PUNJAB	7,500	5,625	0	0
10	RAJASTHAN	2,030	1,521	1,005	66
11	SIKKIM	4	3	2	67
12	TAMIL NADU	6,000	4,500	1,200	27
13	TRIPURA	5,400	4,050	0	0
14	UTTAR PRADESH	4,700	3,519	2,286	65
15	WEST BENGAL	348	261	224	86
16	CHANDIGARH	5,449	4,086	0	0
17	LAKSHADWEEP	80	54	0	0
Grand Total		1,33,956	1,00,425	13,643	14

Very Good:(90% or above of targets)

GUJARAT

Good:(Between 80% to 90% targets)

WEST BENGAL

Poor:(Below 80% of targets)

ARUNACHAL PRADESH, CHHATISGARH, DELHI, HARYANA, HIMACHAL PRADESH, MADHYA PRADESH, MAHARASHTRA, PUNJAB, RAJASTHAN, SIKKIM, TAMIL NADU, TRIPURA, UTTAR PRADESH, CHANDIGARH, LAKSHADWEEP

Rural Areas - Accelerated Rural Water Supply Programme

Habitations covered (NC and PC)

% Achievement of Target
During April to December, 2007

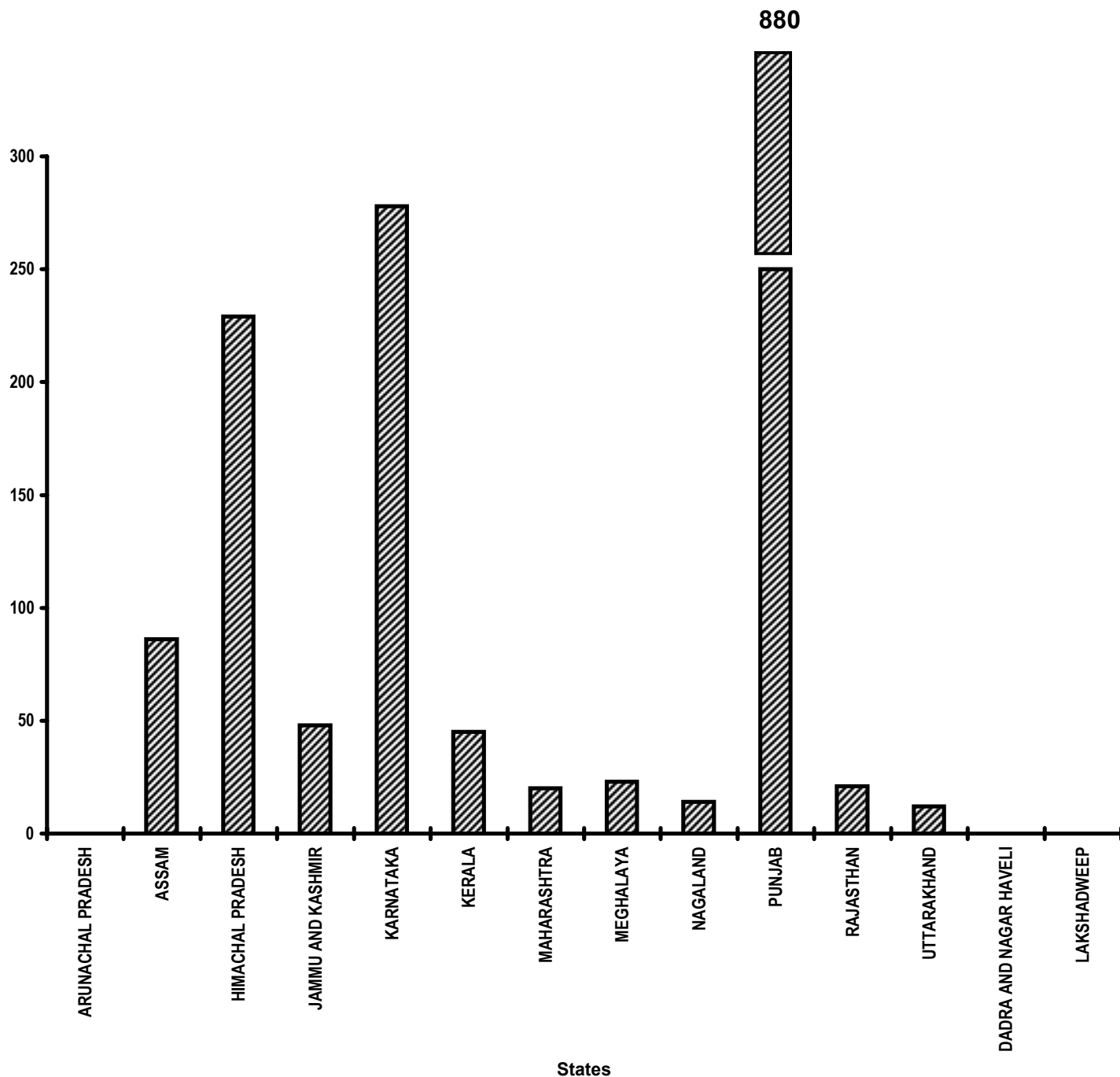


Table - 10(A)

Rural Areas - Accelerated Rural Water Supply Programme
Habitations covered (NC and PC)
(Unit: Number)

Sl. No.	State/UT Name	Target		Achievement	Percent
		2007-2008	April,2007- December,2007	April,2007- December,2007	Achievement April,2007- December,2007
(1)	(2)	(3)	(4)	(5)	(5)/(4)
1	ARUNACHAL PRADESH	103	67	0	0
2	ASSAM	2,344	1,524	1,316	86
3	HIMACHAL PRADESH	1,941	1,261	2,884	229
4	JAMMU AND KASHMIR	1,008	655	316	48
5	KARNATAKA	800	520	1,447	278
6	KERALA	2,400	1,560	698	45
7	MAHARASHTRA	7,103	4,618	940	20
8	MEGHALAYA	69	44	10	23
9	NAGALAND	300	195	28	14
10	PUNJAB	8	5	44	880
11	RAJASTHAN	677	440	92	21
12	UTTARAKHAND	118	76	9	12
13	DADRA AND NAGAR HAVELI	8	5	0	0
14	LAKSHADWEEP	7	4	0	0
Grand Total		16,886	10,974	7,784	71

Very Good:(90% or above of targets)

HIMACHAL PRADESH, KARNATAKA, PUNJAB

Good:(Between 80% to 90% targets)

ASSAM

Poor:(Below 80% of targets)

ARUNACHAL PRADESH, JAMMU AND KASHMIR, KERALA, MAHARASHTRA, MEGHALAYA, NAGALAND, RAJASTHAN, UTTARAKHAND, DADRA AND NAGAR HAVELI, LAKSHADWEEP

Rural Areas - Accelerated Rural Water Supply Programme

Slipped back Habitations with
water quality problems covered

% Achievement of Target
During April to December, 2007

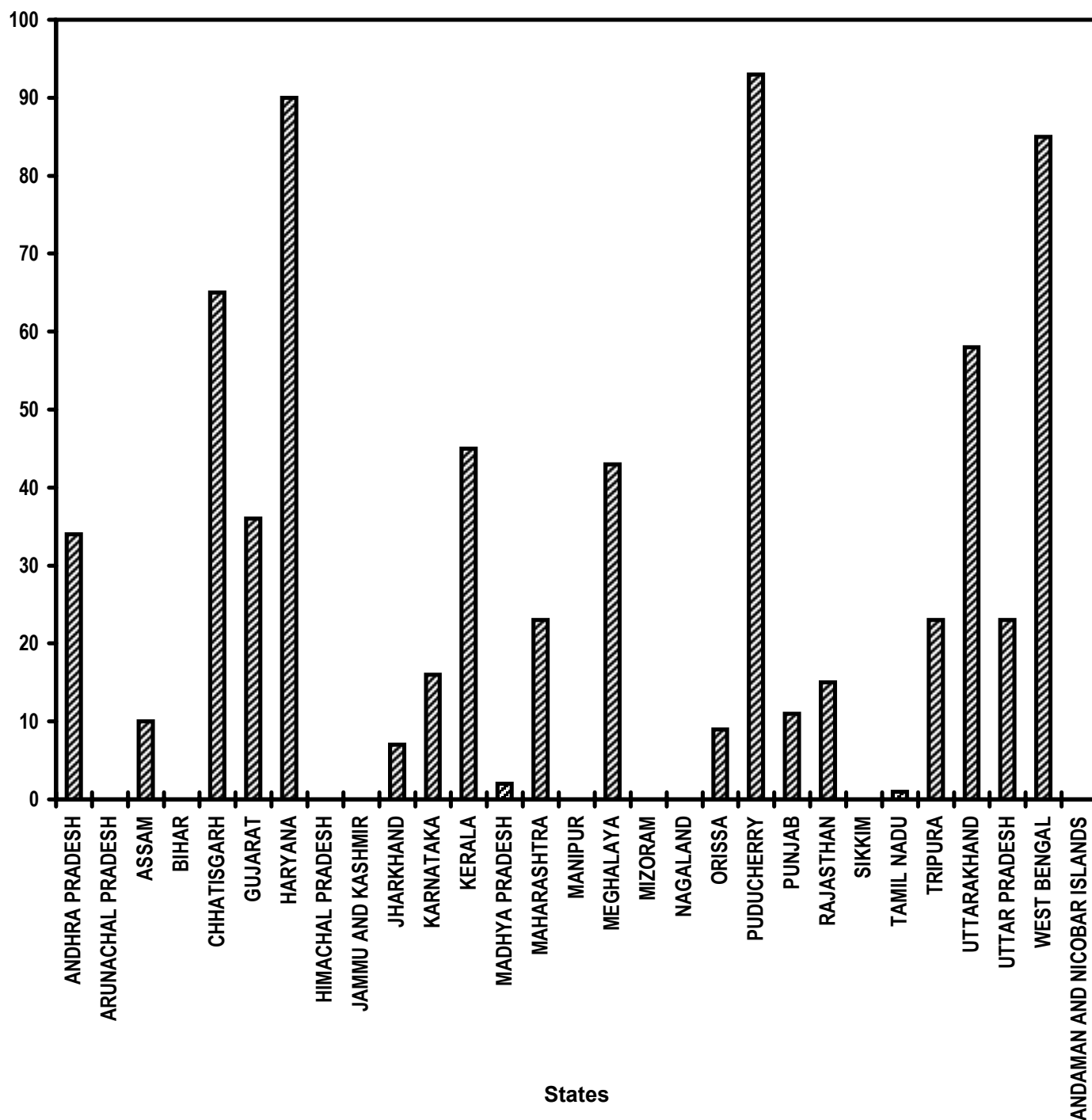


Table - 10(B)

Rural Areas - Accelerated Rural Water Supply Programme
Slipped back Habitations with water quality problems covered
(Unit: Number)

Sl. No.	State/UT Name	Target		Achievement April,2007-December,2007	Percent Achievement April,2007-December,2007
		2007-2008	April,2007-December,2007		
(1)	(2)	(3)	(4)	(5)	(5)/(4)
1	ANDHRA PRADESH	9,910	6,488	2,179	34
2	ARUNACHAL PRADESH	1,481	968	0	0
3	ASSAM	10,336	6,969	673	10
4	BIHAR	20,963	13,838	30	0
5	CHHATISGARH	3,714	2,451	1,603	65
6	GUJARAT	3,139	2,135	775	36
7	HARYANA	823	540	488	90
8	HIMACHAL PRADESH	3,103	2,017	0	0
9	JAMMU AND KASHMIR	1,050	685	0	0
10	JHARKHAND	5,479	3,582	237	7
11	KARNATAKA	5,572	3,901	642	16
12	KERALA	145	102	46	45
13	MADHYA PRADESH	10,107	6,623	146	2
14	MAHARASHTRA	7,783	5,268	1,217	23
15	MANIPUR	3	2	0	0
16	MEGHALAYA	1,352	880	379	43
17	MIZORAM	89	59	0	0
18	NAGALAND	81	53	0	0
19	ORISSA	5,577	3,842	344	9
20	PUDUCHERRY	21	14	13	93
21	PUNJAB	2,427	1,618	180	11
22	RAJASTHAN	21,347	14,482	2,109	15
23	SIKKIM	254	165	0	0
24	TAMIL NADU	12,538	8,169	118	1
25	TRIPURA	589	405	95	23
26	UTTARAKHAND	2,376	1,544	889	58
27	UTTAR PRADESH	3,587	2,412	556	23
28	WEST BENGAL	4,761	3,312	2,825	85
29	ANDAMAN AND NICOBAR ISLANDS	6	5	0	0
Grand Total		1,38,613	92,529	15,544	17

Very Good:(90% or above of targets)

HARYANA, PUDUCHERRY

Good:(Between 80% to 90% targets)

WEST BENGAL

Poor:(Below 80% of targets)

ANDHRA PRADESH, ARUNACHAL PRADESH, ASSAM, BIHAR, CHHATISGARH, GUJARAT, HIMACHAL PRADESH, JAMMU AND KASHMIR, JHARKHAND, KARNATAKA, KERALA, MADHYA PRADESH, MAHARASHTRA, MANIPUR, MEGHALAYA, MIZORAM, NAGALAND, ORISSA, PUNJAB, RAJASTHAN, SIKKIM, TAMIL NADU, TRIPURA, UTTARAKHAND, UTTAR PRADESH, ANDAMAN AND NICOBAR ISLANDS

Immunisation of Children

Routine Immunisation comprising of Tetanus, DPT, Polio, BCG and Measles - Infants Immunised

% Achievement of Target
During April to December, 2007

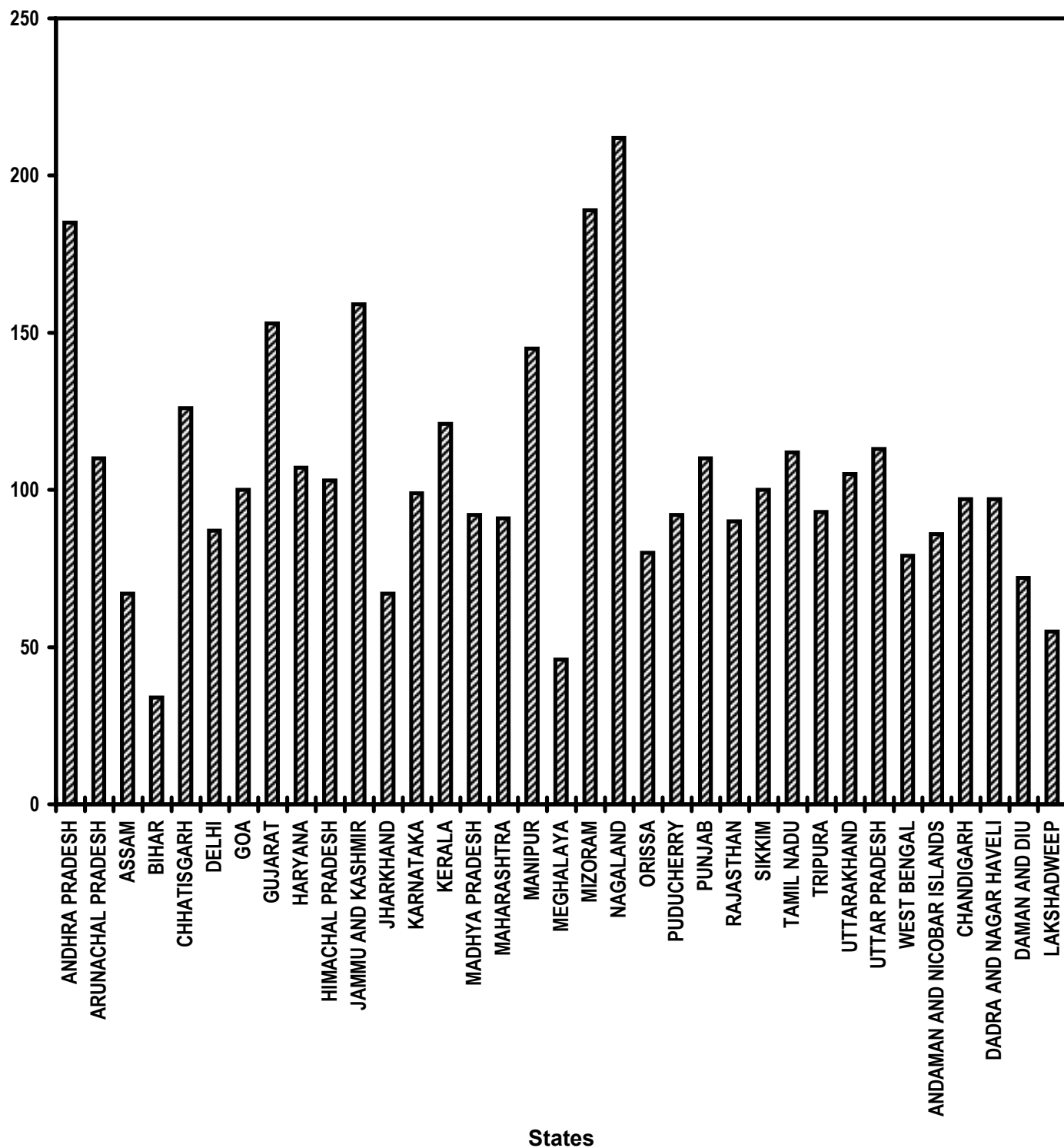


Table - 11(A)

Immunisation of Children
Routine Immunisation comprising of Tetanus, DPT, Polio, BCG and Measles - Infants Immunised
(Unit: Number)

Sl. No.	State/UT Name	Target		Achievement April,2007- December,2007	Percent Achievement April,2007- December,2007
		2007-2008	April,2007- December,2007		
(1)	(2)	(3)	(4)	(5)	(5)/(4)
1	ANDHRA PRADESH	14,62,520	10,96,884	20,25,662	185
2	ARUNACHAL PRADESH	24,371	18,279	20,095	110
3	ASSAM	6,96,503	5,22,378	3,50,265	67
4	BIHAR	26,47,342	19,85,508	6,80,296	34
5	CHHATISGARH	6,04,854	4,53,636	5,71,791	126
6	DELHI	2,97,037	2,22,777	1,93,283	87
7	GOA	21,515	16,137	16,191	100
8	GUJARAT	12,90,956	9,68,211	14,77,833	153
9	HARYANA	5,56,839	4,17,627	4,45,384	107
10	HIMACHAL PRADESH	1,18,945	89,208	91,655	103
11	JAMMU AND KASHMIR	2,14,329	1,60,749	2,56,010	159
12	JHARKHAND	7,42,229	5,56,668	3,71,371	67
13	KARNATAKA	11,36,325	8,52,246	8,45,760	99
14	KERALA	5,11,439	3,83,580	4,64,887	121
15	MADHYA PRADESH	18,86,734	14,15,052	12,96,245	92
16	MAHARASHTRA	19,55,084	14,66,307	13,41,209	91
17	MANIPUR	35,716	26,784	38,936	145
18	MEGHALAYA	60,218	45,162	20,613	46
19	MIZORAM	18,269	13,698	25,826	189
20	NAGALAND	29,664	22,248	47,118	212
21	ORISSA	8,32,657	6,24,492	4,98,830	80
22	PUDUCHERRY	17,637	13,230	12,156	92
23	PUNJAB	4,72,322	3,54,240	3,88,087	110
24	RAJASTHAN	17,38,250	13,03,686	11,71,249	90
25	SIKKIM	11,156	8,370	8,341	100
26	TAMIL NADU	10,84,836	8,13,627	9,14,385	112
27	TRIPURA	50,559	37,917	35,232	93
28	UTTARAKHAND	1,84,980	1,38,735	1,45,614	105
29	UTTAR PRADESH	54,14,335	40,60,746	45,89,045	113
30	WEST BENGAL	16,19,384	12,14,541	9,57,314	79
31	ANDAMAN AND NICOBAR ISLANDS	6,731	5,049	4,347	86
32	CHANDIGARH	16,455	12,339	11,958	97
33	DADRA AND NAGAR HAVELI	7,074	5,301	5,118	97
34	DAMAN AND DIU	3,544	2,655	1,915	72
35	LAKSHADWEEP	1,247	936	514	55
Grand Total		2,57,72,056	1,93,29,003	1,93,24,535	100

Very Good:(90% or above of targets)

ANDHRA PRADESH, ARUNACHAL PRADESH, CHHATISGARH, GOA, GUJARAT, HARYANA, HIMACHAL PRADESH, JAMMU AND KASHMIR, KARNATAKA, KERALA, MADHYA PRADESH, MAHARASHTRA, MANIPUR, MIZORAM, NAGALAND, PUDUCHERRY, PUNJAB, RAJASTHAN, SIKKIM, TAMIL NADU, TRIPURA, UTTARAKHAND, UTTAR PRADESH, CHANDIGARH, DADRA AND NAGAR HAVELI

Good:(Between 80% to 90% targets)

DELHI, ORISSA, ANDAMAN AND NICOBAR ISLANDS

Poor:(Below 80% of targets)

ASSAM, BIHAR, JHARKHAND, MEGHALAYA, WEST BENGAL, DAMAN AND DIU, LAKSHADWEEP

Immunisation of Children

Pulse Polio Immunisation Programme -

Infants Immunised

% Achievement of Target
During April to December, 2007

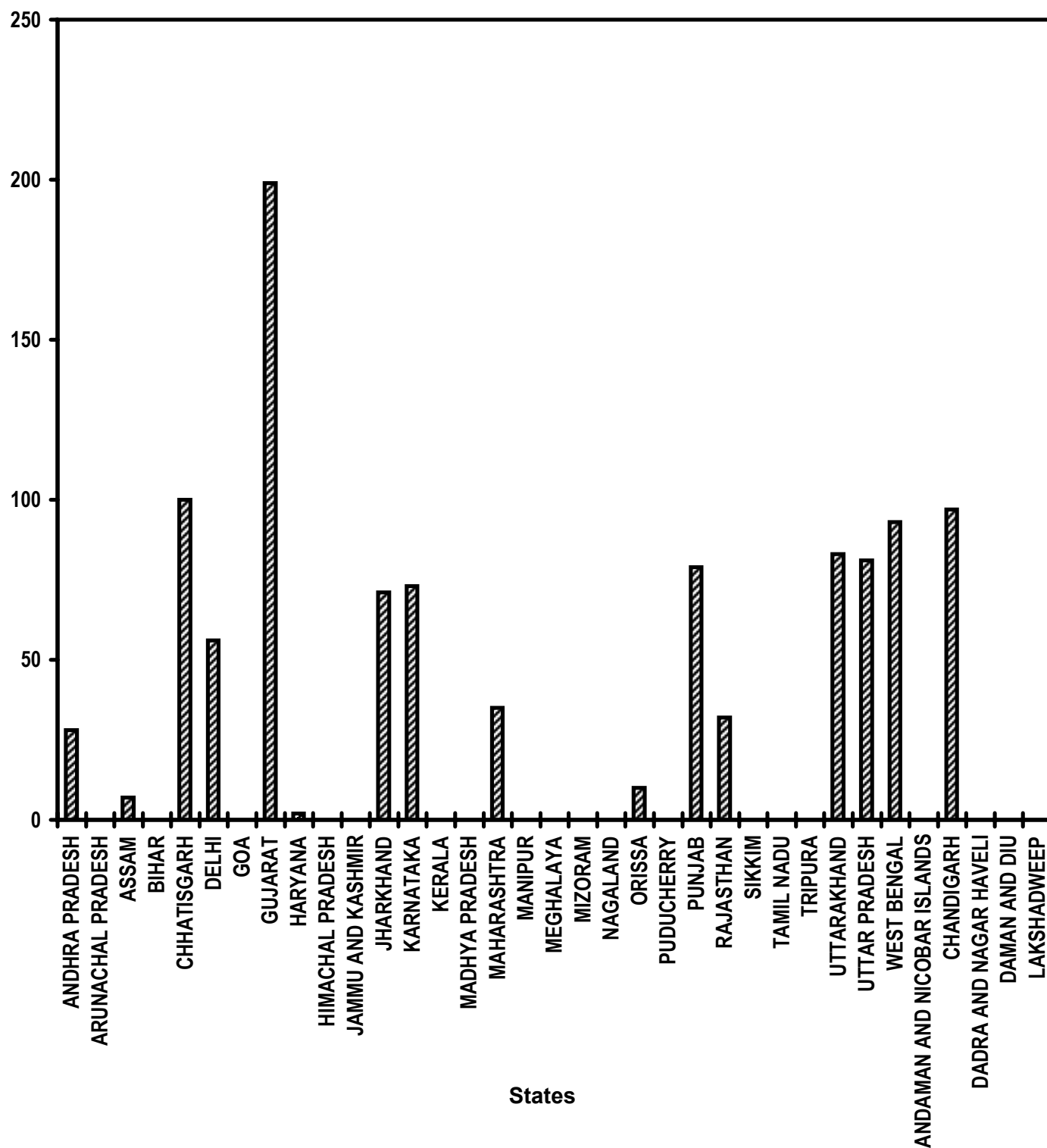


Table - 11(B)

Immunisation of Children
Pulse Polio Immunisation Programme - Infants Immunised
(Unit: Number)

Sl. No.	State/UT Name	Target		Achievement	Percent
		2007-2008	April,2007- December,2007	April,2007- December,2007	Achievement April,2007- December,2007 (5)/(4)
(1)	(2)	(3)	(4)	(5)	(5)/(4)
1	ANDHRA PRADESH	5,22,06,597	3,23,14,701	89,98,276	28
2	ARUNACHAL PRADESH	3,49,942	-	0	-
3	ASSAM	1,38,86,086	46,39,992	3,22,401	7
4	BIHAR	24,32,97,586	18,12,10,588	6,98,766	0
5	CHHATISGARH	1,05,17,022	35,07,902	35,11,333	100
6	DELHI	2,92,47,086	2,12,06,246	1,18,32,546	56
7	GOA	2,67,724	-	0	-
8	GUJARAT	2,30,34,385	66,12,937	1,31,57,420	199
9	HARYANA	2,64,37,223	1,83,73,527	4,22,707	2
10	HIMACHAL PRADESH	14,58,248	-	0	-
11	JAMMU AND KASHMIR	36,87,418	-	21,523	-
12	JHARKHAND	1,60,69,409	53,75,237	38,00,101	71
13	KARNATAKA	1,83,50,203	29,42,737	21,36,510	73
14	KERALA	58,27,130	-	0	-
15	MADHYA PRADESH	3,89,58,455	1,65,17,603	0	0
16	MAHARASHTRA	8,06,28,970	4,53,16,435	1,59,58,851	35
17	MANIPUR	6,88,398	-	3,42,951	-
18	MEGHALAYA	8,57,640	-	0	-
19	MIZORAM	2,36,876	-	1,03,303	-
20	NAGALAND	5,41,074	-	22,662	-
21	ORISSA	2,38,76,186	1,47,36,076	14,83,751	10
22	PUDUCHERRY	2,99,758	1,02,012	0	0
23	PUNJAB	1,23,81,569	47,27,709	37,53,184	79
24	RAJASTHAN	5,76,68,737	3,47,40,933	1,09,81,790	32
25	SIKKIM	1,40,226	-	0	-
26	TAMIL NADU	1,45,58,208	-	0	-
27	TRIPURA	8,36,286	-	0	-
28	UTTARAKHAND	1,17,08,769	85,54,027	70,77,058	83
29	UTTAR PRADESH	41,05,36,432	29,27,52,841	23,78,57,539	81
30	WEST BENGAL	2,22,69,173	35,07,571	32,54,882	93
31	ANDAMAN AND NICOBAR ISLANDS	68,876	-	0	-
32	CHANDIGARH	4,07,571	1,35,857	1,31,143	97
33	DADRA AND NAGAR HAVELI	80,286	-	0	-
34	DAMAN AND DIU	46,686	-	3,155	-
35	LAKSHADWEEP	12,474	-	0	-
Grand Total		1,12,14,38,709	69,72,74,931	32,58,71,852	47

Very Good:(90% or above of targets)

CHHATISGARH, GUJARAT, WEST BENGAL, CHANDIGARH

Good:(Between 80% to 90% targets)

UTTARAKHAND, UTTAR PRADESH

Poor:(Below 80% of targets)

ANDHRA PRADESH, ASSAM, BIHAR, DELHI, HARYANA, JHARKHAND, KARNATAKA, MADHYA PRADESH, MAHARASHTRA, ORISSA, PUDUCHERRY, PUNJAB, RAJASTHAN

Table - 12

Sanitation Programme in Rural Areas
Individual Household latrines constructed
(Unit: Number)

Sl. No.	State/UT Name	Target		Achievement	Percent
		2007-2008	April,2007- December,2007	April,2007- December,2007	Achievement April,2007- December,2007
(1)	(2)	(3)	(4)	(5)	(5)/(4)
1	ANDHRA PRADESH	-	-	3,35,826	-
2	ARUNACHAL PRADESH	-	-	4,129	-
3	ASSAM	-	-	59,241	-
4	BIHAR	-	-	2,35,733	-
5	CHHATISGARH	-	-	3,87,847	-
6	DELHI	-	-	0	-
7	GOA	-	-	310	-
8	GUJARAT	-	-	4,73,902	-
9	HARYANA	-	-	5,70,764	-
10	HIMACHAL PRADESH	-	-	92,451	-
11	JAMMU AND KASHMIR	-	-	19,372	-
12	JHARKHAND	-	-	1,86,188	-
13	KARNATAKA	-	-	5,37,895	-
14	KERALA	-	-	2,38,744	-
15	MADHYA PRADESH	-	-	5,74,160	-
16	MAHARASHTRA	-	-	6,48,458	-
17	MANIPUR	-	-	2,779	-
18	MEGHALAYA	-	-	9,221	-
19	MIZORAM	-	-	14,001	-
20	NAGALAND	-	-	5,269	-
21	ORISSA	-	-	3,45,703	-
22	PUDUCHERRY	-	-	531	-
23	PUNJAB	-	-	0	-
24	RAJASTHAN	-	-	3,80,081	-
25	SIKKIM	-	-	9,131	-
26	TAMIL NADU	-	-	4,94,416	-
27	TRIPURA	-	-	1,221	-
28	UTTARAKHAND	-	-	47,975	-
29	UTTAR PRADESH	-	-	10,34,016	-
30	WEST BENGAL	-	-	4,57,832	-
31	ANDAMAN AND NICOBAR ISLANDS	-	-	0	-
32	CHANDIGARH	-	-	0	-
33	DADRA AND NAGAR HAVELI	-	-	0	-
34	DAMAN AND DIU	-	-	0	-
35	LAKSHADWEEP	-	-	0	-
Grand Total		-	-	71,67,196	-

Table - 13

Institutional Delivery
Delivery in institutions
(Unit: Number)

Sl. No.	State/UT Name	Target		Achievement	Percent
		2007-2008	April,2007- December,2007	April,2007- December,2007	Achievement April,2007- December,2007
(1)	(2)	(3)	(4)	(5)	(5)/(4)
1	ANDHRA PRADESH	-	-	9,23,949	-
2	ARUNACHAL PRADESH	-	-	0	-
3	ASSAM	-	-	1,96,271	-
4	BIHAR	-	-	2,88,701	-
5	CHHATISGARH	-	-	45,114	-
6	DELHI	-	-	1,11,654	-
7	GOA	-	-	15,119	-
8	GUJARAT	-	-	6,55,154	-
9	HARYANA	-	-	0	-
10	HIMACHAL PRADESH	-	-	43,526	-
11	JAMMU AND KASHMIR	-	-	95,113	-
12	JHARKHAND	-	-	77,523	-
13	KARNATAKA	-	-	4,76,820	-
14	KERALA	-	-	3,28,167	-
15	MADHYA PRADESH	-	-	9,19,832	-
16	MAHARASHTRA	-	-	8,23,172	-
17	MANIPUR	-	-	13,180	-
18	MEGHALAYA	-	-	11,777	-
19	MIZORAM	-	-	0	-
20	NAGALAND	-	-	0	-
21	ORISSA	-	-	2,88,905	-
22	PUDUCHERRY	-	-	38,635	-
23	PUNJAB	-	-	1,68,156	-
24	RAJASTHAN	-	-	6,92,144	-
25	SIKKIM	-	-	4,223	-
26	TAMIL NADU	-	-	8,21,551	-
27	TRIPURA	-	-	22,207	-
28	UTTARAKHAND	-	-	51,441	-
29	UTTAR PRADESH	-	-	11,79,124	-
30	WEST BENGAL	-	-	5,70,841	-
31	ANDAMAN AND NICOBAR ISLANDS	-	-	3,634	-
32	CHANDIGARH	-	-	13,973	-
33	DADRA AND NAGAR HAVELI	-	-	296	-
34	DAMAN AND DIU	-	-	1,685	-
35	LAKSHADWEEP	-	-	495	-
Grand Total		-	-	88,82,382	-

SC Families Assisted

% Achievement of Target
During April to December, 2007

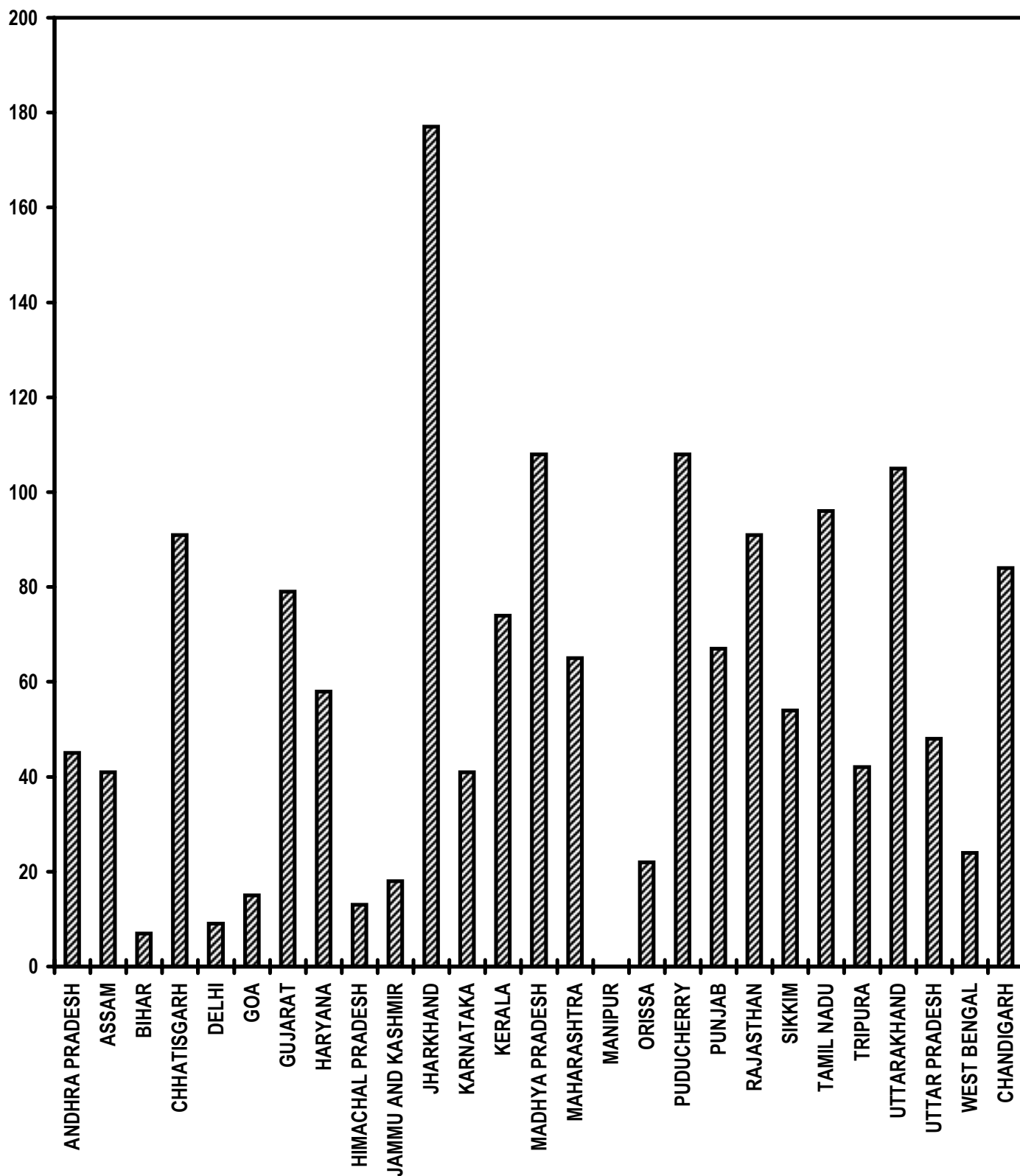


Table - 14

**SC Families Assisted
(Unit: Number)**

Sl. No.	State/UT Name	Target		Achievement April,2007- December,2007	Percent Achievement April,2007- December,2007
		2007-2008	April,2007- December,2007		
(1)	(2)	(3)	(4)	(5)	(5)/(4)
1	ANDHRA PRADESH	4,50,000	3,37,500	1,52,014	45
2	ASSAM	44,000	32,994	13,581	41
3	BIHAR	2,55,000	1,91,250	13,630	7
4	CHHATISGARH	3,75,000	2,81,250	2,57,293	91
5	DELHI	5,000	3,744	343	9
6	GOA	550	405	59	15
7	GUJARAT	1,40,000	1,04,994	83,151	79
8	HARYANA	88,500	66,375	38,361	58
9	HIMACHAL PRADESH	58,000	43,497	5,619	13
10	JAMMU AND KASHMIR	1,100	819	151	18
11	JHARKHAND	5,50,000	4,12,497	7,29,387	177
12	KARNATAKA	5,00,000	3,74,994	1,55,035	41
13	KERALA	33,000	24,750	18,334	74
14	MADHYA PRADESH	2,43,000	1,82,250	1,97,356	108
15	MAHARASHTRA	1,54,000	1,15,497	75,151	65
16	MANIPUR	550	405	0	0
17	ORISSA	72,600	54,450	11,732	22
18	PUDUCHERRY	5,000	3,744	4,026	108
19	PUNJAB	88,000	65,997	44,380	67
20	RAJASTHAN	4,12,000	3,08,997	2,81,172	91
21	SIKKIM	2,200	1,647	883	54
22	TAMIL NADU	9,00,000	6,75,000	6,47,154	96
23	TRIPURA	22,000	16,497	6,966	42
24	UTTARAKHAND	7,000	5,247	5,497	105
25	UTTAR PRADESH	2,57,000	1,92,744	92,880	48
26	WEST BENGAL	1,10,000	82,494	20,065	24
27	CHANDIGARH	700	522	437	84
Grand Total		47,74,200	35,80,560	28,54,657	80

Very Good:(90% or above of targets)

CHHATISGARH, JHARKHAND, MADHYA PRADESH, PUDUCHERRY, RAJASTHAN, TAMIL NADU, UTTARAKHAND

Good:(Between 80% to 90% targets)

CHANDIGARH

Poor:(Below 80% of targets)

ANDHRA PRADESH, ASSAM, BIHAR, DELHI, GOA, GUJARAT, HARYANA, HIMACHAL PRADESH, JAMMU AND KASHMIR, KARNATAKA, KERALA, MAHARASHTRA, MANIPUR, ORISSA, PUNJAB, SIKKIM, TRIPURA, UTTAR PRADESH, WEST BENGAL

Table - 15

ST Families Assisted
(Unit: Number)

Sl. No.	State/UT Name	Target		Achievement	Percent
		2007-2008	April,2007- December,2007	April,2007- December,2007	Achievement April,2007- December,2007
(1)	(2)	(3)	(4)	(5)	(5)/(4)
1	ANDHRA PRADESH	-	-	1,49,167	-
2	ARUNACHAL PRADESH	-	-	0	-
3	ASSAM	-	-	1,561	-
4	BIHAR	-	-	955	-
5	CHHATISGARH	-	-	6,73,058	-
6	DELHI	-	-	0	-
7	GOA	-	-	2,597	-
8	GUJARAT	-	-	91,259	-
9	HARYANA	-	-	0	-
10	HIMACHAL PRADESH	-	-	6,515	-
11	JAMMU AND KASHMIR	-	-	175	-
12	JHARKHAND	-	-	16,01,408	-
13	KARNATAKA	-	-	43,986	-
14	KERALA	-	-	1,244	-
15	MADHYA PRADESH	-	-	2,07,973	-
16	MAHARASHTRA	-	-	2,03,717	-
17	MANIPUR	-	-	0	-
18	MEGHALAYA	-	-	0	-
19	MIZORAM	-	-	0	-
20	NAGALAND	-	-	0	-
21	ORISSA	-	-	29,338	-
22	PUDUCHERRY	-	-	0	-
23	PUNJAB	-	-	0	-
24	RAJASTHAN	-	-	49,704	-
25	SIKKIM	-	-	3,018	-
26	TAMIL NADU	-	-	24,135	-
27	TRIPURA	-	-	4,106	-
28	UTTARAKHAND	-	-	1,210	-
29	UTTAR PRADESH	-	-	618	-
30	WEST BENGAL	-	-	944	-
31	ANDAMAN AND NICOBAR ISLANDS	-	-	153	-
32	CHANDIGARH	-	-	0	-
33	DADRA AND NAGAR HAVELI	-	-	0	-
34	DAMAN AND DIU	-	-	0	-
35	LAKSHADWEEP	-	-	0	-
Grand Total		-	-	30,96,841	-

Universalization of ICDS Scheme

ICDS Blocks Operational (Cumulative)

% Achievement of Target
During April to December, 2007

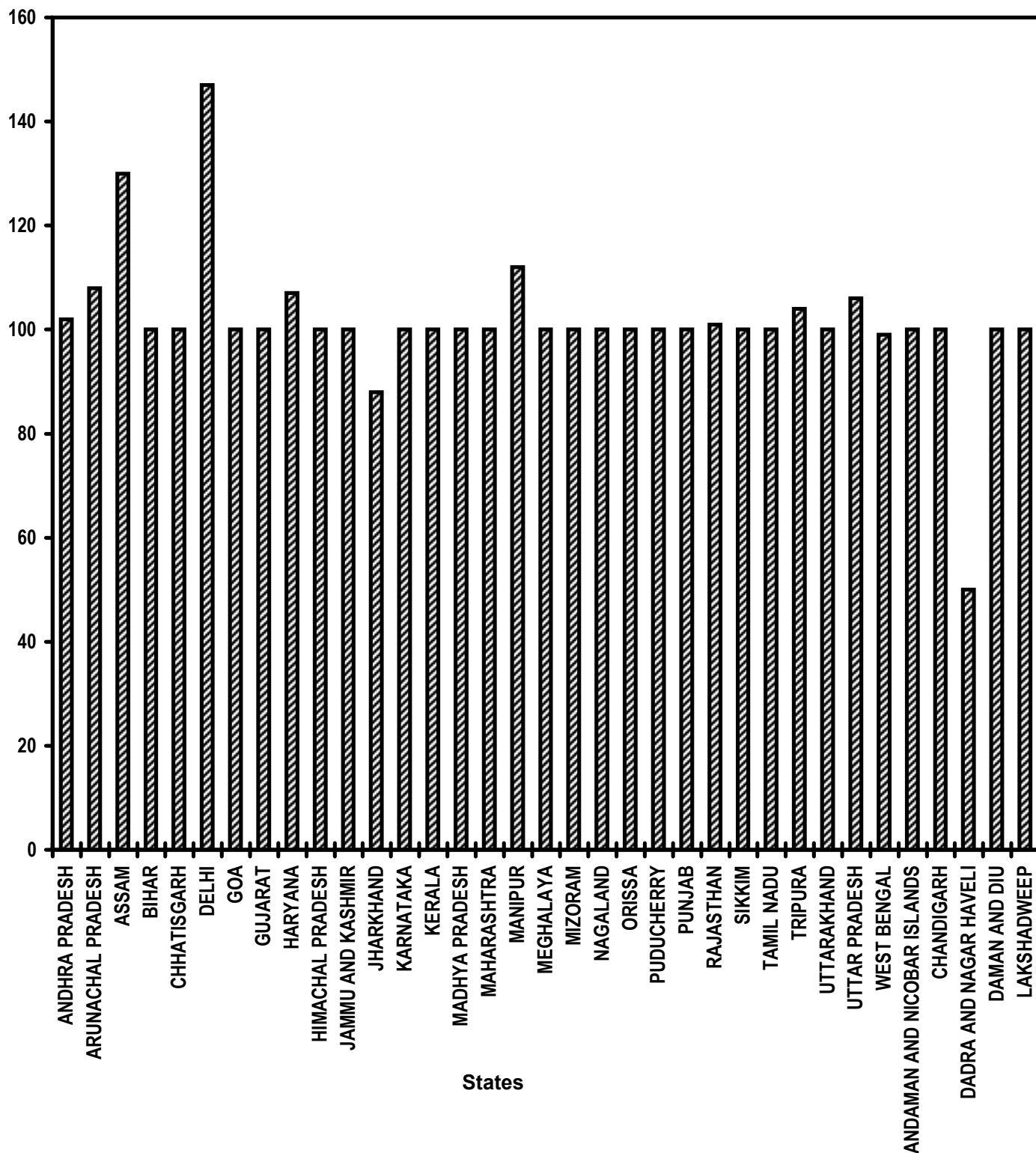


Table - 16

Universalization of ICDS Scheme
ICDS Blocks Operational (Cumulative)
(Unit: Number)

Sl. No.	State/UT Name	Target		Achievement	Percent
		2007-2008	April,2007- December,2007	April,2007- December,2007	Achievement April,2007- December,2007
(1)	(2)	(3)	(4)	(5)	(5)/(4)
1	ANDHRA PRADESH	382	376	382	102
2	ARUNACHAL PRADESH	83	79	85	108
3	ASSAM	222	219	284	130
4	BIHAR	538	538	537	100
5	CHHATISGARH	162	158	158	100
6	DELHI	45	34	50	147
7	GOA	11	11	11	100
8	GUJARAT	260	260	260	100
9	HARYANA	134	128	137	107
10	HIMACHAL PRADESH	76	76	76	100
11	JAMMU AND KASHMIR	140	140	140	100
12	JHARKHAND	204	204	180	88
13	KARNATAKA	185	185	185	100
14	KERALA	163	163	163	100
15	MADHYA PRADESH	367	367	367	100
16	MAHARASHTRA	441	416	416	100
17	MANIPUR	37	34	38	112
18	MEGHALAYA	40	39	39	100
19	MIZORAM	23	23	23	100
20	NAGALAND	56	56	56	100
21	ORISSA	326	326	326	100
22	PUDUCHERRY	5	5	5	100
23	PUNJAB	148	148	148	100
24	RAJASTHAN	277	274	278	101
25	SIKKIM	11	11	11	100
26	TAMIL NADU	434	434	434	100
27	TRIPURA	53	51	53	104
28	UTTARAKHAND	99	99	99	100
29	UTTAR PRADESH	878	835	889	106
30	WEST BENGAL	416	416	413	99
31	ANDAMAN AND NICOBAR ISLANDS	5	5	5	100
32	CHANDIGARH	3	3	3	100
33	DADRA AND NAGAR HAVELI	2	2	1	50
34	DAMAN AND DIU	2	2	2	100
35	LAKSHADWEEP	1	1	1	100
Grand Total		6,229	6,118	6,255	102

Very Good:(90% or above of targets)

ANDHRA PRADESH, ARUNACHAL PRADESH, ASSAM, BIHAR, CHHATISGARH, DELHI, GOA, GUJARAT, HARYANA, HIMACHAL PRADESH, JAMMU AND KASHMIR, KARNATAKA, KERALA, MADHYA PRADESH, MAHARASHTRA, MANIPUR, MEGHALAYA, MIZORAM, NAGALAND, ORISSA, PUDUCHERRY, PUNJAB, RAJASTHAN, SIKKIM, TAMIL NADU, TRIPURA, UTTARAKHAND, UTTAR PRADESH, WEST BENGAL, ANDAMAN AND NICOBAR ISLANDS, CHANDIGARH, DAMAN AND DIU, LAKSHADWEEP

Good:(Between 80% to 90% targets)

JHARKHAND

Poor:(Below 80% of targets)

DADRA AND NAGAR HAVELI

Functional Anganwadis

(Cumulative)

% Achievement of Target

During April to December, 2007

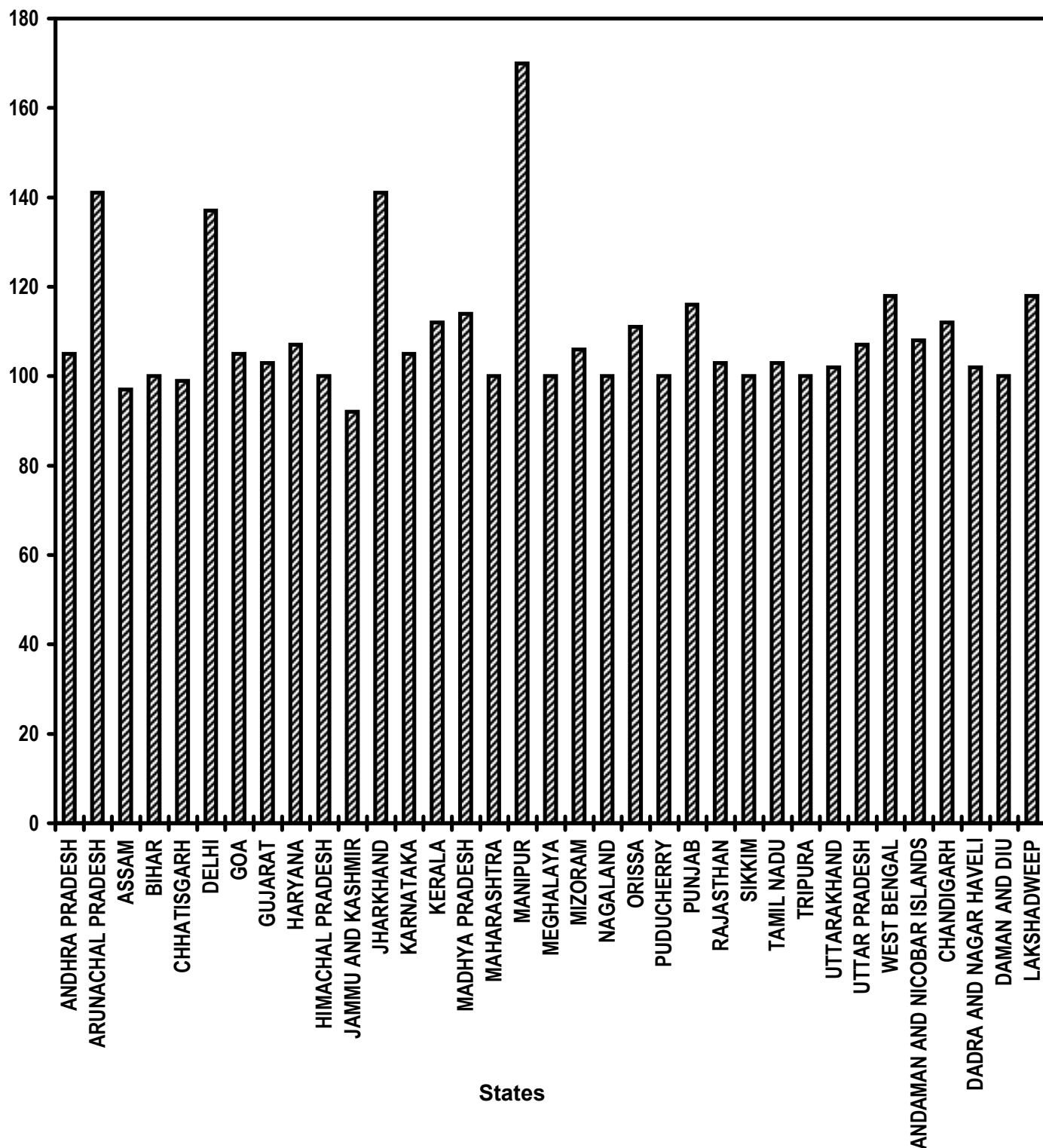


Table - 17

Functional Anganwadis
Anganwadis Functional (Cumulative)
(Unit: Number)

Sl. No.	State/UT Name	Target		Achievement April,2007- December,2007	Percent Achievement April,2007- December,2007
		2007-2008	April,2007- December,2007		
(1)	(2)	(3)	(4)	(5)	(5)/(4)
1	ANDHRA PRADESH	71,256	65,766	69,122	105
2	ARUNACHAL PRADESH	3,905	3,037	4,277	141
3	ASSAM	35,580	32,075	31,230	97
4	BIHAR	80,528	80,528	80,211	100
5	CHHATISGARH	33,287	29,437	29,144	99
6	DELHI	5,603	4,428	6,068	137
7	GOA	1,082	1,012	1,062	105
8	GUJARAT	43,371	41,484	42,809	103
9	HARYANA	16,942	16,359	17,442	107
10	HIMACHAL PRADESH	18,248	18,248	18,248	100
11	JAMMU AND KASHMIR	23,382	18,772	17,315	92
12	JHARKHAND	31,724	30,854	43,469	141
13	KARNATAKA	53,466	51,614	54,260	105
14	KERALA	28,651	28,651	32,146	112
15	MADHYA PRADESH	66,264	59,324	67,544	114
16	MAHARASHTRA	82,494	75,580	75,626	100
17	MANIPUR	6,698	4,501	7,639	170
18	MEGHALAYA	3,325	3,179	3,194	100
19	MIZORAM	1,655	1,592	1,682	106
20	NAGALAND	3,146	3,035	3,035	100
21	ORISSA	40,432	37,480	41,697	111
22	PUDUCHERRY	688	688	688	100
23	PUNJAB	19,345	17,421	20,169	116
24	RAJASTHAN	47,919	46,862	48,363	103
25	SIKKIM	988	988	988	100
26	TAMIL NADU	46,803	45,726	47,265	103
27	TRIPURA	6,974	6,094	6,122	100
28	UTTARAKHAND	9,102	7,792	7,948	102
29	UTTAR PRADESH	1,46,776	1,37,557	1,47,025	107
30	WEST BENGAL	86,898	74,640	87,871	118
31	ANDAMAN AND NICOBAR ISLANDS	657	621	672	108
32	CHANDIGARH	358	329	370	112
33	DADRA AND NAGAR HAVELI	218	215	219	102
34	DAMAN AND DIU	104	97	97	100
35	LAKSHADWEEP	83	74	87	118
Grand Total		10,17,952	9,46,060	10,15,104	107

Very Good:(90% or above of targets)

ANDHRA PRADESH, ARUNACHAL PRADESH, ASSAM, BIHAR, CHHATISGARH, DELHI, GOA, GUJARAT, HARYANA, HIMACHAL PRADESH, JAMMU AND KASHMIR, JHARKHAND, KARNATAKA, KERALA, MADHYA PRADESH, MAHARASHTRA, MANIPUR, MEGHALAYA, MIZORAM, NAGALAND, ORISSA, PUDUCHERRY, PUNJAB, RAJASTHAN, SIKKIM, TAMIL NADU, TRIPURA, UTTARAKHAND, UTTAR PRADESH, WEST BENGAL, ANDAMAN AND NICOBAR ISLANDS, CHANDIGARH, DADRA AND NAGAR HAVELI, DAMAN AND DIU, LAKSHADWEEP

No. of Urban poor families assisted under Seven Point Charter

Poor Families Assisted
% Achievement of Target
During April to December, 2007

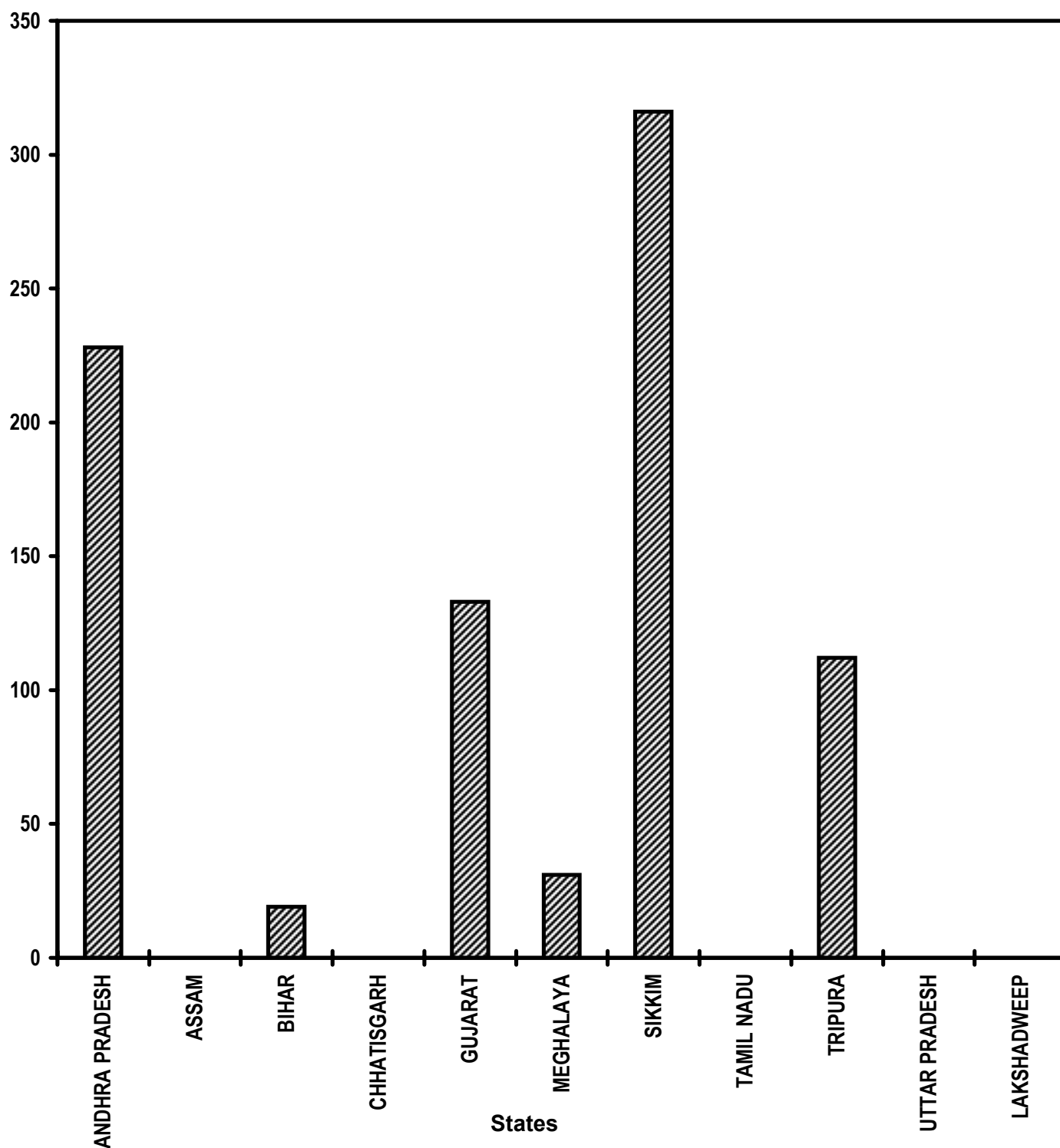


Table - 18

No. of Urban poor families assisted under Seven Point Charter
Poor Families Assisted
(Unit: Number)

Sl. No.	State/UT Name	Target		Achievement	Percent
		2007-2008	April,2007- December,2007	April,2007- December,2007	Achievement April,2007- December,2007
(1)	(2)	(3)	(4)	(5)	(5)/(4)
1	ANDHRA PRADESH	79,320	59,490	1,35,711	228
2	ASSAM	288	216	0	0
3	BIHAR	14,200	10,647	2,025	19
4	CHHATISGARH	5,000	3,744	0	0
5	GUJARAT	4,000	2,997	4,000	133
6	MEGHALAYA	1,125	837	262	31
7	SIKKIM	1,000	747	2,363	316
8	TAMIL NADU	8,000	5,994	0	0
9	TRIPURA	2,380	1,782	2,000	112
10	UTTAR PRADESH	6,168	4,626	0	0
11	LAKSHADWEEP	20	9	0	0
Grand Total		1,21,501	91,089	1,46,361	161

Very Good:(90% or above of targets)

ANDHRA PRADESH, GUJARAT, SIKKIM, TRIPURA

Poor:(Below 80% of targets)

ASSAM, BIHAR, CHHATISGARH, MEGHALAYA, TAMIL NADU, UTTAR PRADESH, LAKSHADWEEP

Afforestation (Public and Forest Lands)

Area Covered under Plantation

% Achievement of Target

During April to December, 2007

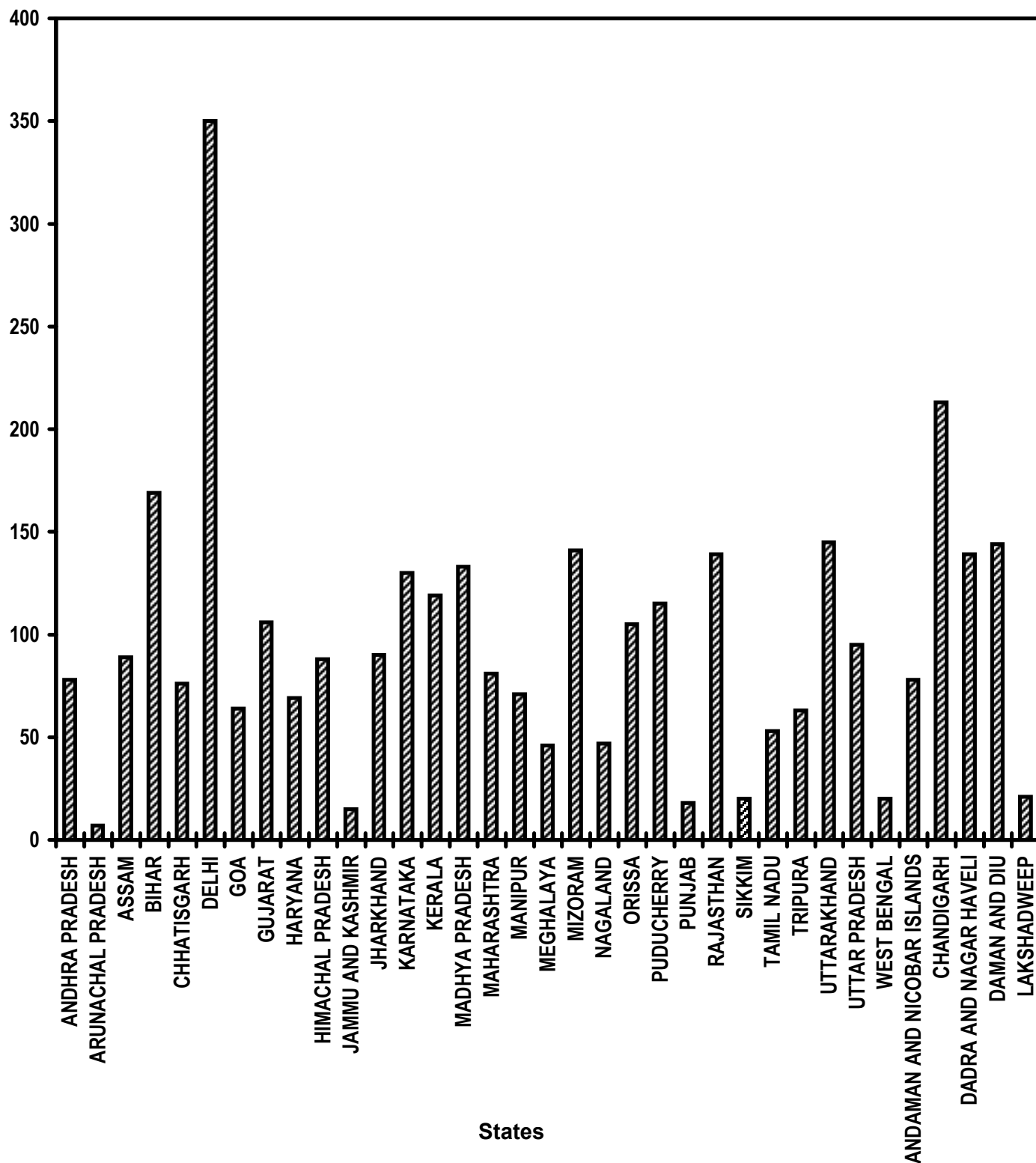


Table - 19(A)

**Afforestation (Public and Forest Lands)
Area Covered under Plantation
(Unit: Hectares)**

Sl. No.	State/UT Name	Target		Achievement April,2007- December,2007	Percent Achievement April,2007- December,2007
		2007-2008	April,2007- December,2007		
(1)	(2)	(3)	(4)	(5)	(5)/(4)
1	ANDHRA PRADESH	3,00,000	2,25,000	1,75,729	78
2	ARUNACHAL PRADESH	10,000	7,497	536	7
3	ASSAM	20,000	14,994	13,366	89
4	BIHAR	20,000	14,994	25,371	169
5	CHHATISGARH	1,00,000	74,997	57,248	76
6	DELHI	25	18	63	350
7	GOA	1,000	747	477	64
8	GUJARAT	1,00,000	74,997	79,260	106
9	HARYANA	20,000	14,994	10,299	69
10	HIMACHAL PRADESH	20,000	14,994	13,191	88
11	JAMMU AND KASHMIR	35,000	26,244	3,842	15
12	JHARKHAND	1,00,000	74,997	67,462	90
13	KARNATAKA	80,000	59,994	78,076	130
14	KERALA	10,000	7,497	8,929	119
15	MADHYA PRADESH	2,50,000	1,87,497	2,50,000	133
16	MAHARASHTRA	1,00,000	74,997	60,489	81
17	MANIPUR	10,000	7,497	5,303	71
18	MEGHALAYA	6,000	4,500	2,060	46
19	MIZORAM	9,000	6,750	9,489	141
20	NAGALAND	25,000	18,747	8,784	47
21	ORISSA	80,000	59,994	62,802	105
22	PUDUCHERRY	75	54	62	115
23	PUNJAB	15,000	11,250	2,059	18
24	RAJASTHAN	80,000	59,994	83,134	139
25	SIKKIM	12,000	9,000	1,826	20
26	TAMIL NADU	1,60,000	1,19,997	63,687	53
27	TRIPURA	15,000	11,250	7,098	63
28	UTTARAKHAND	1,40,000	1,04,994	1,52,003	145
29	UTTAR PRADESH	60,000	45,000	42,875	95
30	WEST BENGAL	80,000	59,994	11,790	20
31	ANDAMAN AND NICOBAR ISLANDS	1,500	1,125	883	78
32	CHANDIGARH	150	108	230	213
33	DADRA AND NAGAR HAVELI	200	144	200	139
34	DAMAN AND DIU	30	18	26	144
35	LAKSHADWEEP	20	14	3	21
Grand Total		18,60,000	13,94,888	12,98,652	93

Very Good:(90% or above of targets)

BIHAR, DELHI, GUJARAT, JHARKHAND, KARNATAKA, KERALA, MADHYA PRADESH, MIZORAM, ORISSA, PUDUCHERRY, RAJASTHAN, UTTARAKHAND, UTTAR PRADESH, CHANDIGARH, DADRA AND NAGAR HAVELI, DAMAN AND DIU

Good:(Between 80% to 90% targets)

ASSAM, HIMACHAL PRADESH, MAHARASHTRA

Poor:(Below 80% of targets)

ANDHRA PRADESH, ARUNACHAL PRADESH, CHHATISGARH, GOA, HARYANA, JAMMU AND KASHMIR, MANIPUR, MEGHALAYA, NAGALAND, PUNJAB, SIKKIM, TAMIL NADU, TRIPURA, WEST BENGAL, ANDAMAN AND NICOBAR ISLANDS, LAKSHADWEEP

Afforestation (Public and Forest Lands)

Seedlings planted
% Achievement of Target
During April to December, 2007

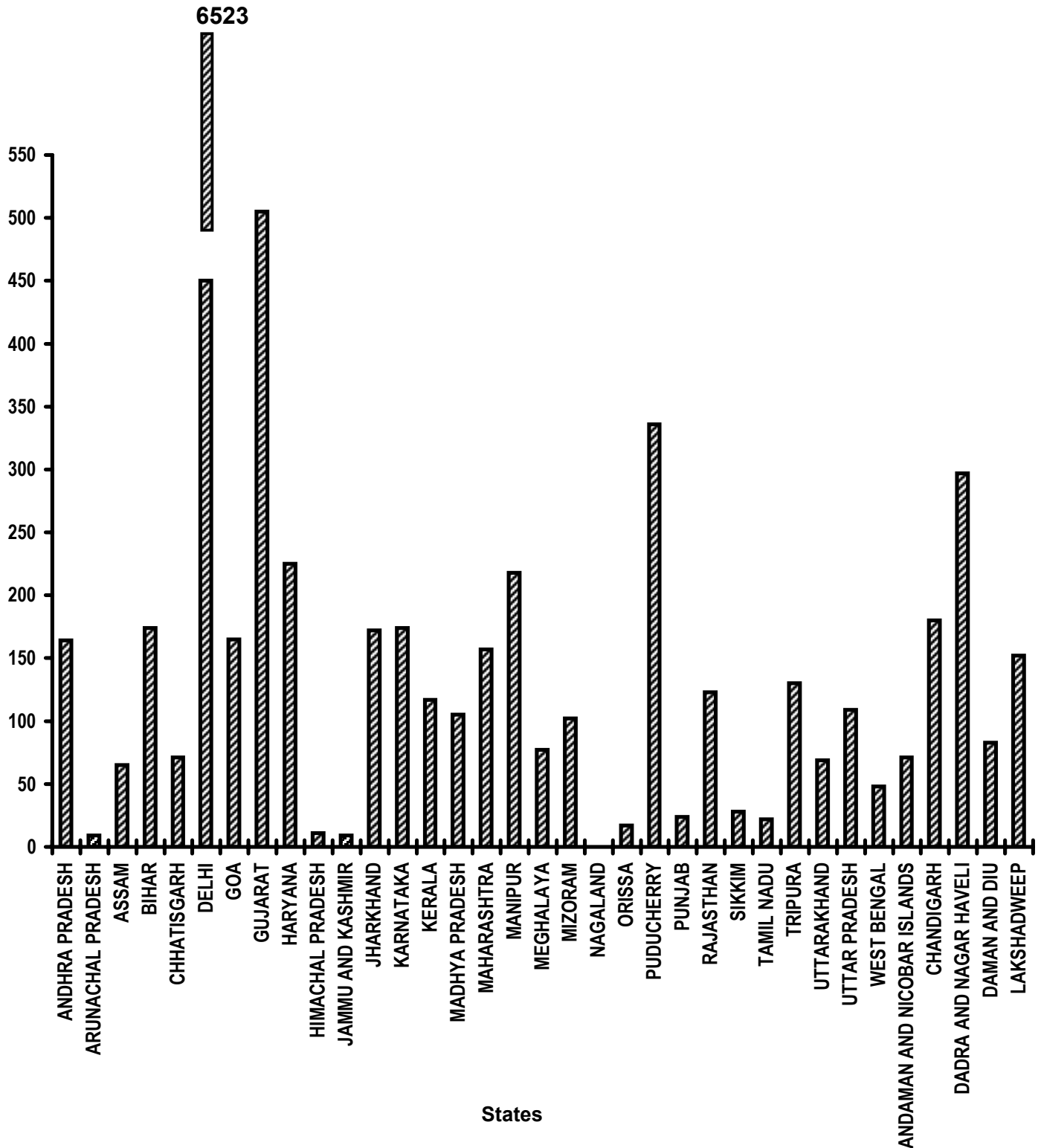


Table - 19(B)

**Afforestation (Public and Forest Lands)
Seedlings planted
(Unit: Number)**

Sl. No.	State/UT Name	Target		Achievement April,2007- December,2007	Percent Achievement April,2007- December,2007
		2007-2008	April,2007- December,2007		
(1)	(2)	(3)	(4)	(5)	(5)/(4)
1	ANDHRA PRADESH	19,50,00,000	14,62,50,000	24,02,96,788	164
2	ARUNACHAL PRADESH	65,00,000	48,74,994	4,48,181	9
3	ASSAM	1,30,00,000	97,49,997	63,00,000	65
4	BIHAR	1,30,00,000	97,49,997	1,69,33,000	174
5	CHHATISGARH	6,50,00,000	4,87,49,994	3,45,24,000	71
6	DELHI	20,000	14,994	9,78,000	6,523
7	GOA	6,50,000	4,87,494	8,02,000	165
8	GUJARAT	6,50,00,000	4,87,49,994	24,60,00,000	505
9	HARYANA	1,30,00,000	97,49,997	2,19,42,000	225
10	HIMACHAL PRADESH	1,30,00,000	97,49,997	10,89,000	11
11	JAMMU AND KASHMIR	2,27,50,000	1,70,62,497	16,00,000	9
12	JHARKHAND	6,50,00,000	4,87,49,994	8,37,11,265	172
13	KARNATAKA	5,20,00,000	3,89,99,997	6,77,92,800	174
14	KERALA	65,00,000	48,74,994	57,08,481	117
15	MADHYA PRADESH	16,25,00,000	12,18,74,994	12,78,26,779	105
16	MAHARASHTRA	6,50,00,000	4,87,49,994	7,67,03,000	157
17	MANIPUR	65,00,000	48,74,994	1,06,06,000	218
18	MEGHALAYA	39,00,000	29,25,000	22,47,547	77
19	MIZORAM	58,50,000	43,87,500	44,72,595	102
20	NAGALAND	1,62,50,000	1,21,87,494	0	0
21	ORISSA	5,20,00,000	3,89,99,997	65,54,000	17
22	PUDUCHERRY	50,000	37,494	1,25,973	336
23	PUNJAB	97,50,000	73,12,500	17,32,000	24
24	RAJASTHAN	5,20,00,000	3,89,99,997	4,77,99,000	123
25	SIKKIM	78,00,000	58,50,000	16,54,000	28
26	TAMIL NADU	10,40,00,000	7,79,99,994	1,68,62,000	22
27	TRIPURA	97,50,000	73,12,500	95,13,000	130
28	UTTARAKHAND	9,10,00,000	6,82,49,997	4,69,13,000	69
29	UTTAR PRADESH	3,90,00,000	2,92,50,000	3,19,77,805	109
30	WEST BENGAL	5,20,00,000	3,89,99,997	1,88,65,000	48
31	ANDAMAN AND NICOBAR ISLANDS	9,80,000	7,34,994	5,22,943	71
32	CHANDIGARH	1,00,000	74,997	1,34,723	180
33	DADRA AND NAGAR HAVELI	1,30,000	97,497	2,90,000	297
34	DAMAN AND DIU	20,000	14,994	12,371	83
35	LAKSHADWEEP	10,000	7,497	11,415	152
Grand Total		1,20,90,10,000	90,67,57,371	1,13,29,48,666	125

Very Good:(90% or above of targets)

ANDHRA PRADESH, BIHAR, DELHI, GOA, GUJARAT, HARYANA, JHARKHAND, KARNATAKA, KERALA, MADHYA PRADESH, MAHARASHTRA, MANIPUR, MIZORAM, PUDUCHERRY, RAJASTHAN, TRIPURA, UTTAR PRADESH, CHANDIGARH, DADRA AND NAGAR HAVELI, LAKSHADWEEP

Good:(Between 80% to 90% targets)

DAMAN AND DIU

Poor:(Below 80% of targets)

ARUNACHAL PRADESH, ASSAM, CHHATISGARH, HIMACHAL PRADESH, JAMMU AND KASHMIR, MEGHALAYA, NAGALAND, ORISSA, PUNJAB, SIKKIM, TAMIL NADU, UTTARAKHAND, WEST BENGAL, ANDAMAN AND NICOBAR ISLANDS

Rural Roads - PMGSY

Length of Road Constructed

% Achievement of Target
During April to December, 2007

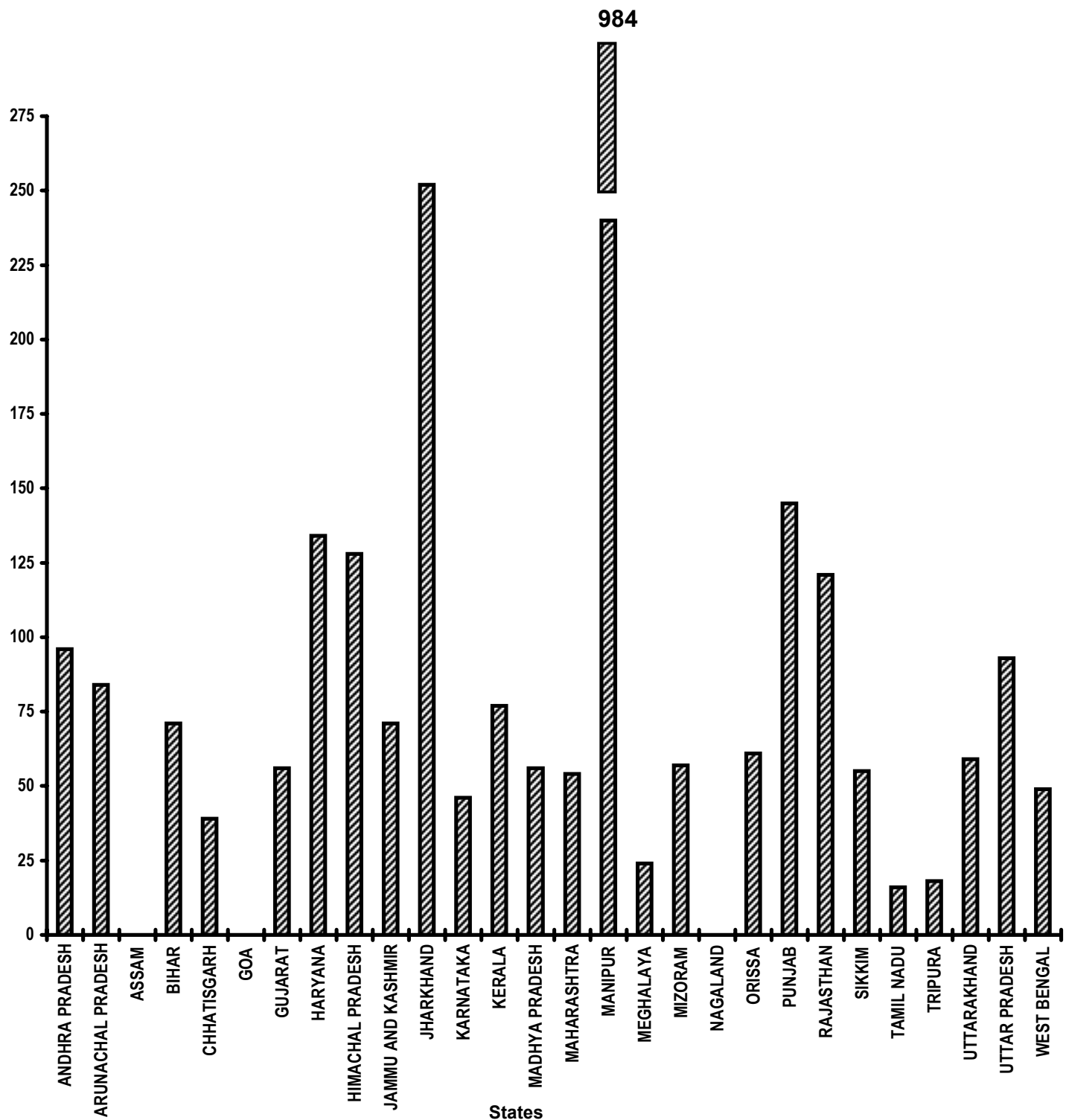


Table - 20

Rural Roads - PMGSY
Length of Road Constructed
(Unit: Kilometer)

Sl. No.	State/UT Name	Target		Achievement	Percent
		2007-2008	April,2007- December,2007	April,2007- December,2007	Achievement April,2007- December,2007
(1)	(2)	(3)	(4)	(5)	(5)/(4)
1	ANDHRA PRADESH	2,551	1,531	1,473	96
2	ARUNACHAL PRADESH	361	216	182	84
3	ASSAM	1,685	1,012	0	0
4	BIHAR	4,005	2,404	1,704	71
5	CHHATISGARH	4,417	2,651	1,039	39
6	GOA	18	11	0	0
7	GUJARAT	500	300	168	56
8	HARYANA	586	352	472	134
9	HIMACHAL PRADESH	1,298	779	995	128
10	JAMMU AND KASHMIR	539	324	229	71
11	JHARKHAND	959	576	1,452	252
12	KARNATAKA	1,824	1,095	506	46
13	KERALA	433	260	200	77
14	MADHYA PRADESH	6,712	4,028	2,258	56
15	MAHARASHTRA	3,823	2,293	1,235	54
16	MANIPUR	63	37	364	984
17	MEGHALAYA	176	105	25	24
18	MIZORAM	334	200	113	56
19	NAGALAND	384	231	0	0
20	ORISSA	3,124	1,875	1,143	61
21	PUNJAB	1,024	615	894	145
22	RAJASTHAN	9,215	5,529	6,691	121
23	SIKKIM	231	139	77	55
24	TAMIL NADU	1,280	768	123	16
25	TRIPURA	442	265	49	18
26	UTTARAKHAND	1,169	701	414	59
27	UTTAR PRADESH	4,976	2,985	2,789	93
28	WEST BENGAL	2,272	1,364	670	49
Grand Total		54,401	32,646	25,265	77

Very Good:(90% or above of targets)

ANDHRA PRADESH, HARYANA, HIMACHAL PRADESH, JHARKHAND, MANIPUR, PUNJAB, RAJASTHAN, UTTAR PRADESH

Good:(Between 80% to 90% targets)

ARUNACHAL PRADESH

Poor:(Below 80% of targets)

ASSAM, BIHAR, CHHATISGARH, GOA, GUJARAT, JAMMU AND KASHMIR, KARNATAKA, KERALA, MADHYA PRADESH, MAHARASHTRA, MEGHALAYA, MIZORAM, NAGALAND, ORISSA, SIKKIM, TAMIL NADU, TRIPURA, UTTARAKHAND, WEST BENGAL

Rajiv Gandhi Grameen Vidyutikaran Yojana

Villages electrified
% Achievement of Target
During April to December, 2007

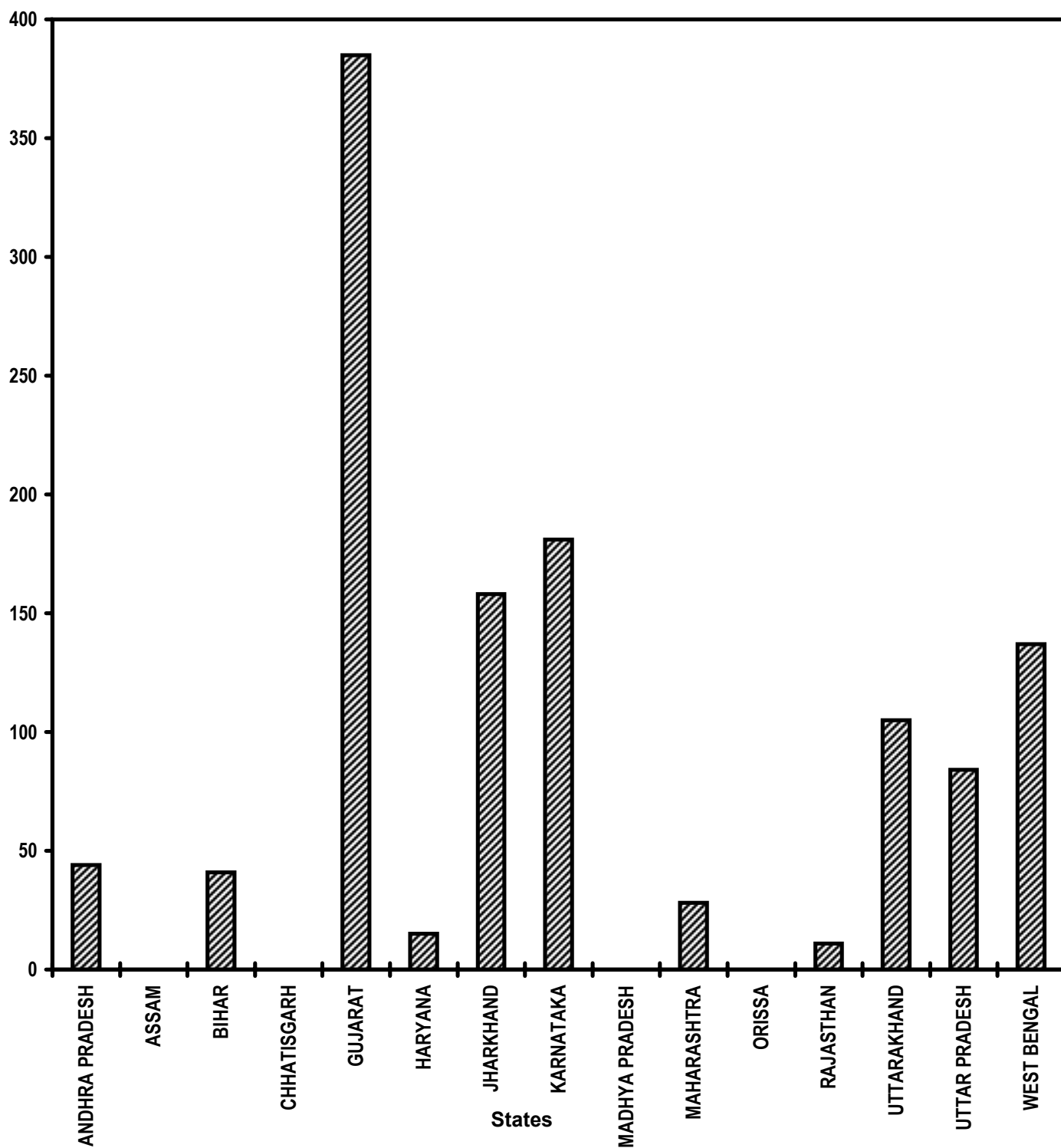


Table - 21

Rajiv Gandhi Grameen Vidyutikaran Yojana
Villages electrified
(Unit: Number)

Sl. No.	State/UT Name	Target		Achievement	Percent
		2007-2008	April,2007- December,2007	April,2007- December,2007	Achievement April,2007- December,2007
(1)	(2)	(3)	(4)	(5)	(5)/(4)
1	ANDHRA PRADESH	7,000	5,500	2,408	44
2	ASSAM	50	18	0	0
3	BIHAR	6,000	4,150	1,681	41
4	CHHATISGARH	450	250	0	0
5	GUJARAT	500	300	1,156	385
6	HARYANA	500	200	30	15
7	JHARKHAND	3,150	1,550	2,450	158
8	KARNATAKA	5,100	3,600	6,532	181
9	MADHYA PRADESH	1,050	430	0	0
10	MAHARASHTRA	1,000	400	110	28
11	ORISSA	850	400	0	0
12	RAJASTHAN	5,500	3,100	338	11
13	UTTARAKHAND	2,850	1,215	1,271	105
14	UTTAR PRADESH	4,500	3,750	3,151	84
15	WEST BENGAL	1,500	1,250	1,711	137
Grand Total		40,000	26,113	20,838	80

Very Good:(90% or above of targets)

GUJARAT, JHARKHAND, KARNATAKA, UTTARAKHAND, WEST BENGAL

Good:(Between 80% to 90% targets)

UTTAR PRADESH

Poor:(Below 80% of targets)

ANDHRA PRADESH, ASSAM, BIHAR, CHHATISGARH, HARYANA, MADHYA PRADESH, MAHARASHTRA, ORISSA, RAJASTHAN

Energising pump sets

Pumps sets energized

% Achievement of Target
During April to December, 2007

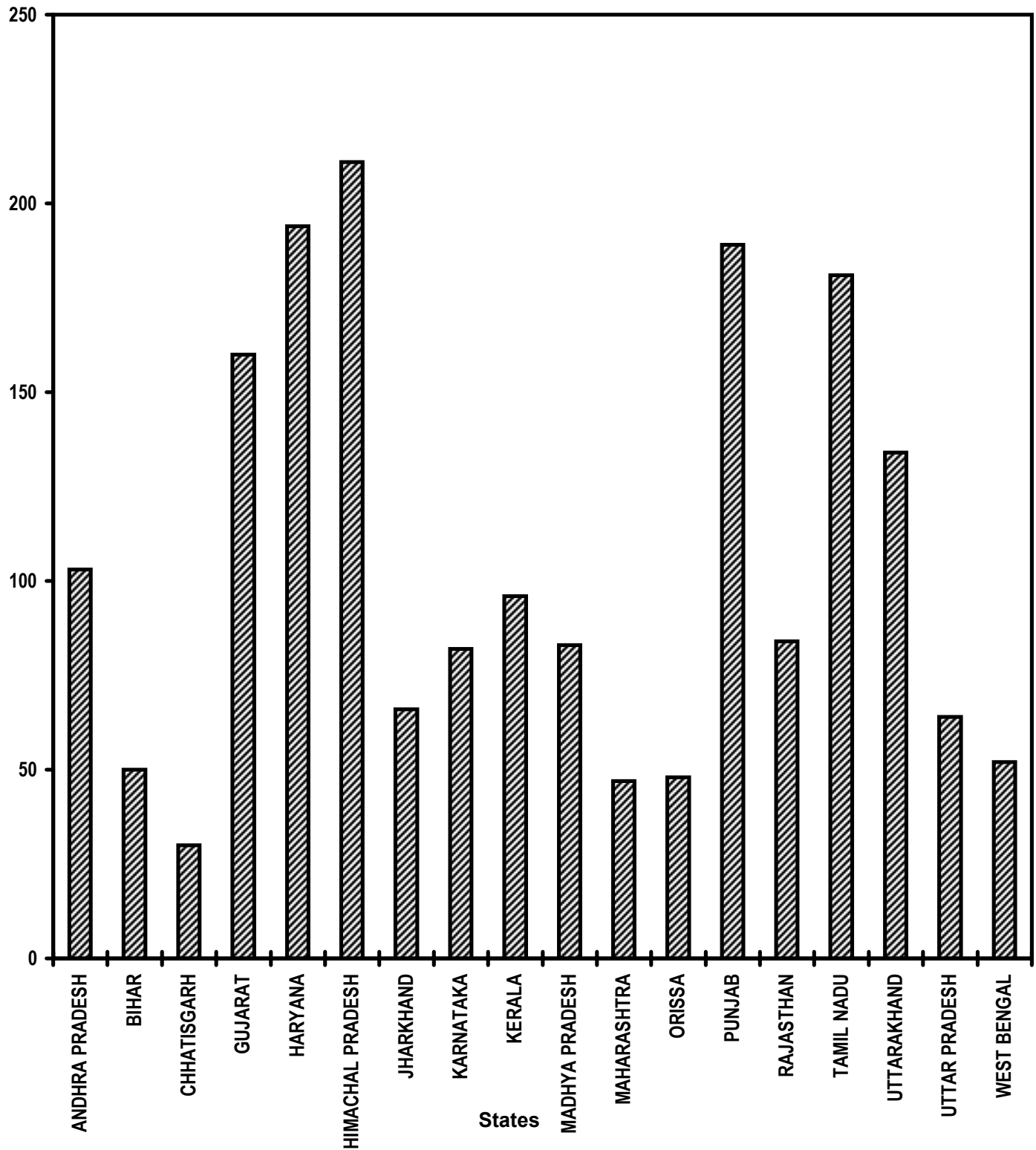


Table - 22

**Energising pump sets
Pumps sets energized
(Unit: Number)**

Sl. No.	State/UT Name	Target		Achievement April,2007- December,2007	Percent Achievement April,2007- December,2007
		2007-2008	April,2007- December,2007		
(1)	(2)	(3)	(4)	(5)	(5)/(4)
1	ANDHRA PRADESH	50,000	37,494	38,692	103
2	BIHAR	1,500	1,125	568	50
3	CHHATISGARH	40,000	29,997	8,957	30
4	GUJARAT	9,140	6,849	10,987	160
5	HARYANA	6,000	4,500	8,711	194
6	HIMACHAL PRADESH	600	450	951	211
7	JHARKHAND	3,000	2,250	1,489	66
8	KARNATAKA	20,000	14,994	12,293	82
9	KERALA	15,000	11,250	10,795	96
10	MADHYA PRADESH	5,600	4,194	3,475	83
11	MAHARASHTRA	2,16,269	1,62,198	75,457	47
12	ORISSA	1,538	1,152	548	48
13	PUNJAB	6,000	4,500	8,501	189
14	RAJASTHAN	30,000	22,500	18,822	84
15	TAMIL NADU	15,000	11,250	20,323	181
16	UTTARAKHAND	350	261	349	134
17	UTTAR PRADESH	14,801	11,097	7,135	64
18	WEST BENGAL	1,402	1,044	545	52
Grand Total		4,36,200	3,27,105	2,28,598	70

Very Good:(90% or above of targets)

ANDHRA PRADESH, GUJARAT, HARYANA, HIMACHAL PRADESH, KERALA, PUNJAB, TAMIL NADU, UTTARAKHAND

Good:(Between 80% to 90% targets)

KARNATAKA, MADHYA PRADESH, RAJASTHAN

Poor:(Below 80% of targets)

BIHAR, CHHATISGARH, JHARKHAND, MAHARASHTRA, ORISSA, UTTAR PRADESH, WEST BENGAL

Supply of Electricity

Electricity supplied

% Achievement of Target

During April to December, 2007

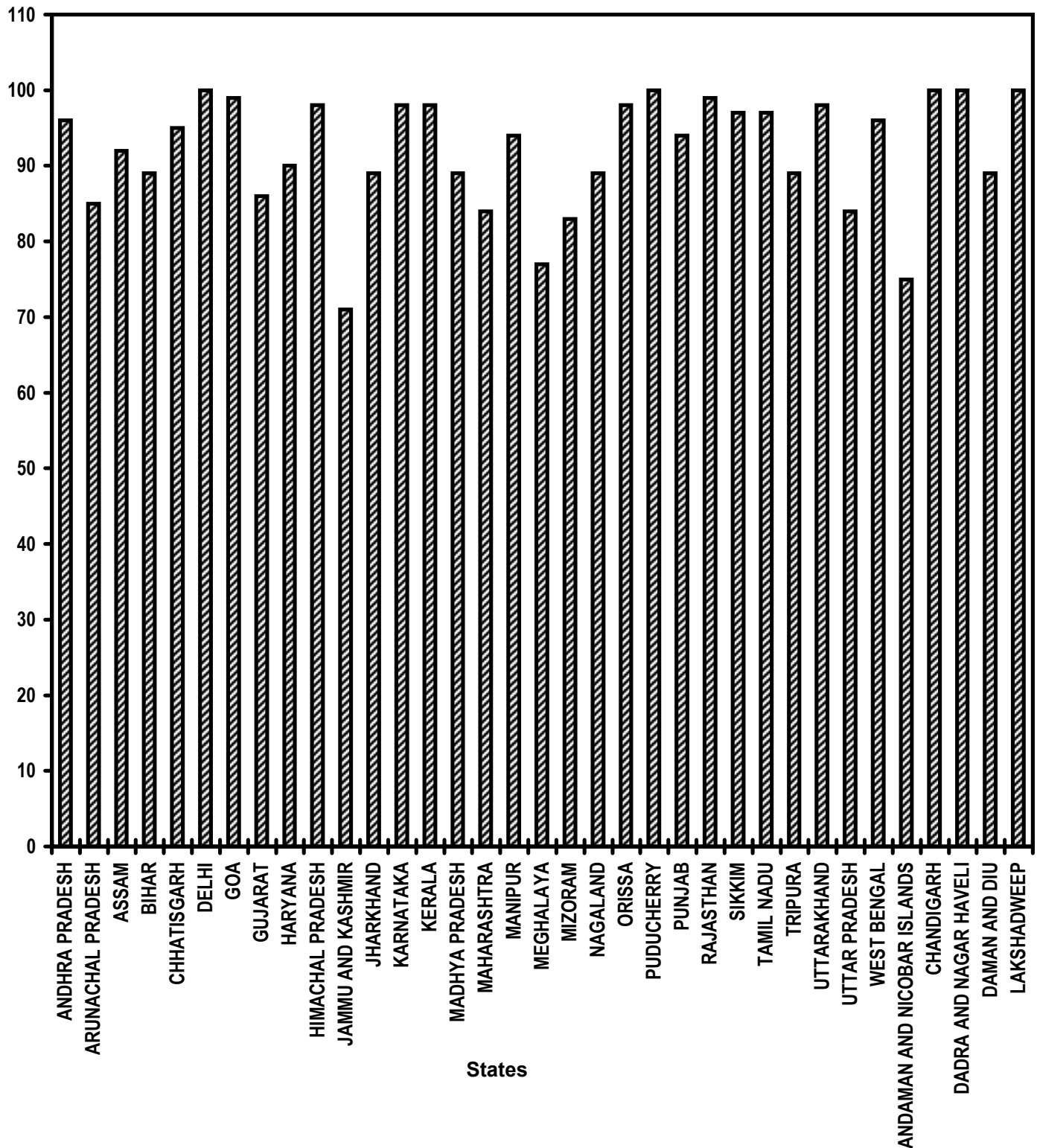


Table - 23

Supply of Electricity

Sl. No.	State/UT Name	Electricity demanded (Million Units) April,2007- December,2007	Electricity supplied (Million Units) April,2007- December,2007	Shortage observed (Million Units) April,2007- December,2007	Percentage of Electricity Supplied
		(3)	(4)	(5)	
1	ANDHRA PRADESH	46,809	45,070	1,739	96
2	ARUNACHAL PRADESH	272	232	40	85
3	ASSAM	3,663	3,386	277	92
4	BIHAR	6,866	6,083	783	89
5	CHHATISGARH	10,308	9,781	527	95
6	DELHI	17,695	17,645	50	100
7	GOA	2,046	2,024	22	99
8	GUJARAT	49,678	42,569	7,109	86
9	HARYANA	22,200	20,032	2,168	90
10	HIMACHAL PRADESH	4,420	4,320	100	98
11	JAMMU AND KASHMIR	8,679	6,173	2,506	71
12	JHARKHAND	3,733	3,334	399	89
13	KARNATAKA	28,823	28,245	578	98
14	KERALA	11,542	11,318	224	98
15	MADHYA PRADESH	28,956	25,632	3,324	89
16	MAHARASHTRA	83,697	70,000	13,697	84
17	MANIPUR	416	390	26	94
18	MEGHALAYA	1,275	979	296	77
19	MIZORAM	213	177	36	83
20	NAGALAND	283	251	32	89
21	ORISSA	13,868	13,644	224	98
22	PUDUCHERRY	1,390	1,390	0	100
23	PUNJAB	33,218	31,307	1,911	94
24	RAJASTHAN	26,075	25,818	257	99
25	SIKKIM	202	196	6	97
26	TAMIL NADU	49,316	48,083	1,233	97
27	TRIPURA	587	520	67	89
28	UTTARAKHAND	5,152	5,057	95	98
29	UTTAR PRADESH	46,719	39,211	7,508	84
30	WEST BENGAL	21,831	21,054	777	96
31	ANDAMAN AND NICOBAR ISLANDS	180	135	45	75
32	CHANDIGARH	1,131	1,131	0	100
33	DADRA AND NAGAR HAVELI	2,519	2,517	2	100
34	DAMAN AND DIU	1,319	1,180	139	89
35	LAKSHADWEEP	18	18	0	100
Grand Total		5,35,099	4,88,902	46,197	91

Very Good:(90% or above of targets)

ANDHRA PRADESH, ASSAM, CHHATISGARH, DELHI, GOA, HARYANA, HIMACHAL PRADESH, KARNATAKA, KERALA, MANIPUR, ORISSA, PUDUCHERRY, PUNJAB, RAJASTHAN, SIKKIM, TAMIL NADU, UTTARAKHAND, WEST BENGAL, CHANDIGARH, DADRA AND NAGAR HAVELI, LAKSHADWEEP

Good:(Between 80% to 90% targets)

ARUNACHAL PRADESH, BIHAR, GUJARAT, JHARKHAND, MADHYA PRADESH, MAHARASHTRA, MIZORAM, NAGALAND, TRIPURA, UTTAR PRADESH, DAMAN AND DIU

Poor:(Below 80% of targets)

JAMMU AND KASHMIR, MEGHALAYA, ANDAMAN AND NICOBAR ISLANDS

Annexure - I

Swaranjayanti Gram Swarojgar Yojana

Sl. No.	State/UT Name	SC Swarozgaries	ST Swarozgaries	Women	Disabled
		Assisted (Number) April,2007- December,2007	Assisted (Number) April,2007- December,2007	Assisted (Number) April,2007- December,2007	Assisted (Number) April,2007- December,2007
(1)	(2)	(3)	(4)	(5)	(6)
1	ANDHRA PRADESH	7,807	2,628	14,682	1,427
2	ARUNACHAL PRADESH	0	0	0	0
3	ASSAM	153	193	406	310
4	BIHAR	4,485	201	1,924	31
5	CHHATISGARH	766	2,289	741	215
6	GOA	8	10	25	2
7	GUJARAT	8,185	0	5,231	205
8	HARYANA	4,394	0	6,186	38
9	HIMACHAL PRADESH	1,996	334	2,799	160
10	JAMMU AND KASHMIR	199	222	356	2
11	JHARKHAND	4,580	7,767	7,543	453
12	KARNATAKA	16,096	5,097	38,443	592
13	KERALA	2,890	244	1,726	426
14	MADHYA PRADESH	9,509	10,729	17,047	806
15	MAHARASHTRA	1,764	959	1,496	284
16	MANIPUR	0	0	0	0
17	MEGHALAYA	0	1,415	847	0
18	MIZORAM	0	0	0	0
19	NAGALAND	0	700	366	7
20	ORISSA	324	371	232	323
21	PUDUCHERRY	0	0	0	0
22	PUNJAB	1,399	0	396	39
23	RAJASTHAN	4,679	2,328	6,233	200
24	SIKKIM	64	465	642	28
25	TAMIL NADU	1,09,539	6,197	2,83,581	11,346
26	TRIPURA	0	0	0	0
27	UTTARAKHAND	2,368	481	3,958	0
28	UTTAR PRADESH	73,116	975	52,381	1,382
29	WEST BENGAL	4,811	531	11,577	16
30	ANDAMAN AND NICOBAR ISLANDS	0	0	9	1
31	DADRA AND NAGAR HAVELI	0	23	8	0
32	DAMAN AND DIU	0	0	0	0
33	LAKSHADWEEP	0	86	0	0
Grand Total		2,59,132	44,245	4,58,835	18,293

Annexure - II

Sampoorna Grameen Rojgar Yojana

Sl. No.	State/UT Name	Employment Generated for SC	Employment Generated for ST	Employment Generated for Women
		(Number of Mandays) April,2007-December,2007	(Number of Mandays) April,2007-December,2007	(Number of Mandays) April,2007-December,2007
(1)	(2)	(3)	(4)	(5)
1	ANDHRA PRADESH	11,50,770	6,12,427	20,10,580
2	ARUNACHAL PRADESH	0	0	0
3	ASSAM	31,95,000	42,51,000	25,61,000
4	BIHAR	0	0	0
5	CHHATISGARH	2,18,000	3,46,000	4,06,000
6	DELHI	0	0	0
7	GOA	0	2	4
8	GUJARAT	24,41,000	0	14,34,000
9	HARYANA	20,39,000	0	10,17,300
10	HIMACHAL PRADESH	3,74,000	1,15,000	51,000
11	JAMMU AND KASHMIR	1,03,900	4,20,700	0
12	JHARKHAND	22,36,100	40,60,800	18,89,800
13	KARNATAKA	35,95,000	18,45,000	28,75,000
14	KERALA	16,76,000	1,30,000	16,66,000
15	MADHYA PRADESH	31,29,000	22,34,000	29,21,000
16	MAHARASHTRA	41,29,000	20,87,000	41,42,000
17	MANIPUR	1,56,000	6,08,000	0
18	MEGHALAYA	0	11,53,000	3,46,000
19	MIZORAM	0	0	0
20	NAGALAND	0	24,69,000	7,47,000
21	ORISSA	12,34,000	3,08,000	11,80,000
22	PUDUCHERRY	21,900	0	5,200
23	PUNJAB	15,69,000	0	1,09,000
24	RAJASTHAN	32,97,000	12,12,000	29,07,000
25	SIKKIM	59,000	67,000	29,000
26	TAMIL NADU	73,03,100	6,04,000	53,74,500
27	TRIPURA	2,48,000	5,43,000	4,18,000
28	UTTARAKHAND	14,21,900	2,76,200	8,29,100
29	UTTAR PRADESH	1,66,46,053	5,200	44,51,283
30	WEST BENGAL	31,08,000	12,50,000	15,20,000
31	ANDAMAN AND NICOBAR ISLANDS	0	4,696	1,823
32	CHANDIGARH	0	0	0
33	DADRA AND NAGAR HAVELI	0	0	0
34	DAMAN AND DIU	0	0	0
35	LAKSHADWEEP	0	1,06,000	0
Grand Total		5,93,50,723	2,47,08,025	3,88,91,590

Annexure - III

Distribution of waste land to the landless

Sl. No.	State/UT Name	Land Distributed to SC (Hectare) April,2007- December,2007	Land Distributed to ST (Hectare) April,2007- December,2007	Land Distributed to Others (Hectare) April,2007- December,2007
		(3)	(4)	(5)
1	ANDHRA PRADESH	861	3,149	2,262
2	ARUNACHAL PRADESH	0	0	0
3	ASSAM	0	0	0
4	BIHAR	58	46	102
5	CHHATISGARH	2,319	3,321	4,047
6	DELHI	0	0	0
7	GOA	0	0	0
8	GUJARAT	467	750	1,050
9	HARYANA	0	0	0
10	HIMACHAL PRADESH	0	0	0
11	JAMMU AND KASHMIR	0	0	0
12	JHARKHAND	2,823	3,669	6,759
13	KARNATAKA	0	0	0
14	KERALA	395	956	77
15	MADHYA PRADESH	0	0	0
16	MAHARASHTRA	56,276	38,175	77,608
17	MANIPUR	0	0	0
18	MEGHALAYA	0	0	0
19	MIZORAM	0	0	0
20	NAGALAND	0	0	0
21	ORISSA	106	290	210
22	PUDUCHERRY	0	0	0
23	PUNJAB	0	0	0
24	RAJASTHAN	0	0	0
25	SIKKIM	0	0	0
26	TAMIL NADU	6,842	525	26,460
27	TRIPURA	0	0	0
28	UTTARAKHAND	0	0	0
29	UTTAR PRADESH	4,128	261	2,776
30	WEST BENGAL	0	0	0
31	ANDAMAN AND NICOBAR ISLANDS	0	0	0
32	CHANDIGARH	0	0	0
33	DADRA AND NAGAR HAVELI	0	0	0
34	DAMAN AND DIU	0	0	0
35	LAKSHADWEEP	0	0	0
Grand Total		74,275	51,142	1,21,351

LIST OF ITEMS

Point No.	Item No.	Name of the Points/Items
I.		Garibi Hatao [Poverty Eradication]
		Rural Areas
	1.	Employment generation under the National Rural Employment Guarantee Scheme
	2.	Swaranjayanti Gram Swarojgar Yojana
	3.	Sampoorna Grameen Rojgar Yojana
	4.	Rural Business Hubs in Partnership with Panchayats
	5.	Self help Groups
		Urban Areas
	6.	Swaranjayanti Shehari Rojgar Yojana
II.		Jan Shakti (Power to People)
	7.	Local Self Government (Panchayati Raj and Urban Local Bodies) <ul style="list-style-type: none"> - Activity Mapping for devolution of functions - Budget Flow of Funds - Assignment of Functionaries
	8.	Quick and Inexpensive Justice – Gram Nyayalayas and Nyaya Panchayats.
	9.	District Planning Committees.
III.		Kisan Mitra [Support to Farmers]
	10.	Water shed development and Dry land farming
	11.	Marketing and infrastructural support to farmers
	12.	Irrigation facilities (including minor and micro irrigation) for agriculture
	13.	Credit to farmers
	14.	Distribution of waste land to the landless
IV.		Shramik Kalyan [Labour Welfare]
	15.	Social Security for Agricultural and Unorganised Labour
	16.	Minimum Wages Enforcement (including Farm Labour)
	17.	Prevention of Child Labour
	18.	Welfare of Women Labour
V.		Khadya Suraksha [Food Security]
	19.	Food security: <ul style="list-style-type: none"> (i) Targeted Public Distribution system, (ii) Antodaya Anna Yojana, (iii) Establishing Grain banks in chronically food scarcity areas

Contd....

Point No.	Item No.	Name of the Points/Items
VI.		Subke Liye Aawas [Housing for All]
	20.	Rural Housing - Indira Awaas Yojana
	21.	EWS/LIG Houses in Urban Areas
VII.		Shudh Peya Jal [Clean Drinking Water]
	22.	Rural Areas. - Swajaldhara - Accelerated Rural Water Supply Programme
	23.	Urban Areas: - Accelerated Urban Water Supply Programme
VIII.		Jan Jan Ka Swasthya [Health for All]
	24.	Control and prevention of major diseases: (a) HIV/AIDS (b) TB (c) Malaria (d) Leprosy (e) Blindness
	25.	National Rural Health Mission
	26.	Immunisation of Children
	27.	Sanitation Programme in - Rural Areas - Urban areas
	28.	Institutional Delivery
	29.	Prevention of Female Foeticide
	30.	Supplementary nutrition for Mothers and Children
	31.	Two Child norms
IX.		Sabke Liye Shiksha [Education for All]
	32.	Sarv Shiksha Abhiyan
	33.	Mid Day Meal Scheme - Compulsory Elementary Education
X.		Anusuchit Jaati, Jan Jaati, Alp-sankhyak evam Anya Pichhra Varg Kalyan [Welfare of Scheduled Castes, Scheduled Tribes, Minorities and OBCs]
	34.	SC Families Assisted
	35.	Rehabilitation of Scavengers
	36.	ST Families Assisted
	37.	Rights of Forest dwellers – Owners of minor forest produce
	38.	Primitive Tribal Groups
	39.	No alienation of Tribal lands
	40.	Implementation of Panchayats (Extension to Scheduled Areas) Act [PESA]
	41.	Welfare of Minorities
	42.	Professional education among all minority communities
	43.	Reservation of OBCs in - Education - Employment

Contd...

Point No.	Item No.	Name of the Points/Items
XI.		Mahila Kalyan [Women Welfare]
	44.	Financial Assistance for Women Welfare
	45.	Improved participation of women in (a) Panchayats (b) Municipalities (c) State Legislatures (d) Parliament
XII.		Bal Kalyan (Child Welfare)
	46.	Universalisation of ICDS Scheme
	47.	Functional Anganwadis
XIII.		Yuva Vikas [Youth Development]
	48.	Sports for all in Rural and Urban areas
	49.	Rashtriya Sadbhavana Yojana
	50.	National Service Scheme
XIV.		Basti Sudhar [Improvement of Slums]
	51.	Number of Urban poor families assisted under seven point charter viz. land tenure, housing at affordable cost, water, sanitation, health, education, and social security.
XV.		Paryavaran Sanrakshan evam Van Vridhi [Environment Protection and Afforestation]
	52.	Afforestation (a) Area Covered under Plantation on - Public and Forest Lands (b) Number of Seedlings planted on -Public and Forest Lands
	53.	Prevention of pollution of Rivers and water bodies
	54.	Solid and liquid waste management in - Rural Areas - Urban Areas
XVI.		Samajik Suraksha [Social Security]
	55.	Rehabilitation of handicapped and orphans.
	56.	Welfare of the aged
XVII.		Grameen Sadak [Rural Roads]
	57.	Rural Roads - PMGSY
XVIII.		Grameen Oorja [Energization of Rural Area]
	58.	Bio-diesel Production
	59.	Rajiv Gandhi Grameen Vidyutikaran Yojana
	60.	Renewable Energy
	61.	Energising Pump sets
	62.	Supply of Electricity
	63.	Supply of Kerosene and LPG
XIX.		Pichhara Kshetra Vikas [Development of Backward Areas]
	64.	Backward Regions Grants Fund
XX.		e- Shasan [IT enabled e-Governance]
	65.	Central and State Governments
	66.	Panchayats and Municipalities

ABBREVIATIONS USED

AAY	Antodaya Anna Yojana
ARWSP	Accelerated Rural Water Supply Programme
DDRS	Deen Dayal Rehabilitation Scheme
EWS	Economically Weaker Section
IAY	Indira Awaas Yojana
ICDS	Integrated Child Development Scheme
LIG	Low Income Group
MWE	Minimum Wages Enforcement
NC	Not Covered
NREGS	National Rural Employment Guarantee Scheme
PC	Partially Covered
PMGSY	Prime Minister Grameen Sadak Yojana
SC	Scheduled Caste
RGGVY	Rajiv Gandhi Grameen Vidyutikaran Yojana
SGRY	Sampoorna Grameen Rojgar yojana
SGSY	Swaranjayanati Gram Swarojgar Yojana
SHG	Self Help Groups
ST	Scheduled Tribe
TPDS	Targeted Public Distribution system