

TWENTY POINT PROGRAMME-2006
PROGRESS REPORT
FOR
APRIL, 2007- JANUARY, 2008



GOVERNMENT OF INDIA
MINISTRY OF STATISTICS AND PROGRAMME IMPLEMENTATION
SARDAR PATEL BHAWAN, SANSAD MARG,
NEW DELHI-110 001

Website: www.mospi.gov.in

CONTENTS

	Page No.
I. Introduction	i
II. List of Twenty Points	ii
III. List of Monthly Monitored Items	iii
IV. List of items identified tentatively for ranking	iv
V. Status of receipt of targets for Monthly Monitored items	v
VI. List of items under TPP-2006 yet to be operationalised	viii

PART-I **Overall Performance Analysis**

VII. Progress Report	1
VIII. Highlights	2
Table - A - All India Performance	6
Table- B - State Wise Performance	7
Table- C - State Wise and Item Wise Performance	12
Table- D- Score Card and Ranking of States	21

PART- II **Performance Tables**

Table No.	Description of Item	
1	Employment Generation - NREG Scheme	24
2	Swaranjayanti Gram Swarojgar Yojana (SGSY)	25
3	Sampoorna Gramin Rozgar Yojana – SGRY	27
4(A)	SHGs Formed under SGSY	28
4 (B)	SHGs to whom income generating activities provided	29
5	Distribution of waste land to the landless	31
6 (A)	Minimum Wages Enforcement (Including Farm Labour) (i) Inspections made (ii) Irregularities detected (iii) Irregularities rectified	32
6(B)	Minimum Wages Enforcement (Including Farm Labour) (i) Claims filed (ii) Claims settled	33
6 (c)	Minimum Wages Enforcement (Including Farm Labour) (i) Prosecution cases pending (ii) Prosecution cases filed (iii) Prosecution cases decided	34
7(A)	Targeted Public Distribution System	35
7(B)	Antodaya Anna Yojana	37
8	Rural Housing - Indira Awaas Yojana	39
9	EWS/LIG Houses in Urban Areas	41
10(A)	Rural Areas - ARWSP Habitations (NC/PC) covered	43
10(B)	Slipped back habitations with water quality problem covered	45

Contd...

Table No.	Description of Item	Page No.
11(A)	Immunisation of Children- Routine Immunisation comprising of DPT, Polio, BCG and Measles- Infants Immunised	47
11(B)	Pulse Polio Immunisation Programme- Infants Immunised	49
12	Sanitation Programme in Rural Areas	51
13	Institutional Delivery	52
14	SC Families Assisted	53
15	ST Families Assisted	55
16	Universalization of ICDS Scheme	56
17	Functional Anganwadis	58
18	No. of Urban poor families assisted under Seven Point Charter	60
19(A)	Afforestation- Area Covered under Plantation- (Public and Forest Lands)	62
19(B)	Afforestation- Seedlings planted – (Public and Forest Lands)	64
20	Rural Roads – PMGSY	66
21	Rajiv Gandhi Grameen Vidyutikaran Yojana -RGGVY	68
22	Energising pump sets	70
23	Supply of Electricity	72

Annexures

- | | | |
|---|---|---------------|
| ○ | SC, ST, Women and Disabled Swarozgaries Assisted under SGSY | Annexure -I |
| ○ | Employment Generated for SC, ST and Women under SGRY | Annexure -II |
| ○ | Waste land distributed to SC, ST and Others | Annexure -III |
| ○ | List of 66 items to be monitored under TPP-2006 | Annexure -IV |
| ○ | Abbreviations used | Annexure -V |

Twenty Point Programme – 2006

An Introduction

The Twenty Point Programme (TPP) was launched by the Government of India in 1975 and restructured in 1982 and again in 1986. Over the years, the need for restructuring the Programme has been felt in the light of our achievements and experiences, as well as the introduction of several new policies and programmes by the Government of India. Although the TPP has been in existence for the last 30 years, it is still relevant today as the desired objectives of eradication of poverty and improvement in the quality of life of the common man have yet to be completely attained.

2. TPP-86 has now been restructured and is called Twenty Point Programme-2006 (TPP-2006). The programmes and schemes under the TPP-2006 are in harmony with the priorities contained in the National Common Minimum Programme (NCMP), the Millennium Development Goals (MDGs) of the United Nations and SAARC Social Charter. The original nomenclature, namely the Twenty Point Programme, which has been in existence for the past three decades, and carries the stamp of familiarity among the people and administrative agencies, has been retained.

3. TPP-2006 has Points for the benefit of both the rural and urban people. Its thrust is towards programmes for eradicating poverty and improving the quality of life of the poor and the under-privileged people all over the country. The programme covers various socio economic aspects like poverty, employment, education, housing, health, agriculture, land reforms, irrigation, drinking water, protection and empowerment of weaker sections, consumer protection, environment, e-Governance, etc.

4. TPP-2006 has 20 Points and 66 items. All the 66 items of TPP-2006 (list at *Annexure-IV*) are not amenable to reporting on monthly basis. Also, some of the schemes/ programmes are yet to be operationalised by the Central Nodal Ministries concerned. These items will be monitored only after the schemes concerning them come into existence and their frequency of monitoring will be decided later. Due to change in frequency of monitoring from monthly to annual by the concerned Nodal Ministries, two items namely “Rehabilitation of Handicapped and Orphans” and “Welfare of the Aged” shall now be monitored on annual basis instead of monthly basis. Accordingly, the number of items, being monitored on monthly basis has been reduced from 25 to 23. Remaining items under TPP-2006, will be monitored on annual basis as the information in respect of these items will be made available on annual basis by the concerned Ministries. Out of 23 monthly monitored items, the performance in respect of 19 items shall be provided by the States/UTs and in respect of 4 items by the concerned Nodal Ministries. For the purpose of ranking, the performance of States on monthly basis in respect of 20 tentatively identified items/parameters have been evaluated.

5. The three-tier monitoring mechanism in TPP-1986 at District, State and Central level has been widened in TPP-2006 by including Block level monitoring. This will ensure proper and timely implementation of programmes/schemes by effective monitoring. State Governments/UT Administrations have been requested to ensure that the monitoring committees at various levels are put in place, where they do not exist. The comprehensive Guidelines on TPP-2006 have been issued and hoisted on the website (www.mospi.gov.in) of this Ministry.

Twenty Point Programme – 2006

Twenty Points

1. Garibi Hatao [Poverty Eradication]
2. Jan Shakti (Power to People)
3. Kisan Mitra [Support to Farmers]
4. Shramik Kalyan [Labour Welfare]
5. Khadya Suraksha [Food Security]
6. Subke Liye Aawas [Housing for All]
7. Shudh Peya Jal [Clean Drinking Water]
8. Jan Jan Ka Swasthya [Health for All]
9. Sabke Liye Shiksha [Education for All]
10. Anusuchit Jaati, Jan Jaati, Alp-sankhyak evam
Anya Pichhra Varg Kalyan [Welfare of Scheduled Castes,
Scheduled Tribes, Minorities and OBCs]
11. Mahila Kalyan [Women Welfare]
12. Bal Kalyan [Child Welfare]
13. Yuva Vikas [Youth Development]
14. Basti Sudhar [Improvement of Slums]
15. Paryavaran Sanrakshan evam Van Vridhi
[Environment Protection and Afforestation]
16. Samajik Suraksha [Social Security]
17. Grameen Sadak [Rural Roads]
18. Grameen Oorja [Energization of Rural Area]
19. Pichhara Kshetra Vikas [Development of Backward Areas]
20. e- Shasan [IT enabled e-Governance]

Twenty Point Programme – 2006

Monthly Monitored Items

1. Employment generation under the National Rural Employment Guarantee Scheme
2. Swaranjayanti Gram Swarojgar Yojana
3. Sampoorna Grameen Rojgar Yojana
4. Self help Groups
5. Distribution of Waste land to landless
6. Minimum Wages Enforcement (including Farm Labour)
7. Food security:
 - (i) Targeted Public Distribution system,
 - (ii) Antodaya Anna Yojana,
8. Rural Housing - Indira Awaas Yojana
9. EWS/LIG Houses in Urban Areas
10. Rural Areas.
- Accelerated Rural Water Supply Programme
11. Immunisation of Children
12. Sanitation Programme in Rural Areas
13. Institutional Delivery
14. SC Families Assisted
15. ST Families Assisted
16. Universalisation of ICDS Scheme
17. Functional Anganwadis
18. Number of Urban poor families assisted under seven point charter viz. land tenure, housing at affordable cost, water, sanitation, health, education, and social security.
19. Afforestation:
 - (a) Area Covered under Plantation on - Public and Forest Lands
 - (b) Number of Seedlings planted on -Public and Forest Lands
20. Rural Roads - PMGSY
21. Rajiv Gandhi Grameen Vidyutikaran Yojana-RGGVY
22. Energising Pump sets
23. Supply of Electricity

Twenty Point Programme – 2006

Items tentatively identified for ranking

For the purpose of ranking the performance of States under TPP-2006 on monthly basis, the following 20 items/Parameters have been tentatively identified.

1. **Total Swarozgaries Assisted under SGSY**
2. **SHGs to whom income generating activities provided**
3. **Food security:**
 - (i) **Targeted Public Distribution System,**
 - (ii) **Antodaya Anna Yojana,**
4. **Rural Housing - Indira Awaas Yojana**
5. **EWS/LIG Houses in Urban Areas**
6. **Rural Areas:**
 - (i) **Accelerated Rural Water Supply Programme -Habitation covered (NC &PC)**
 - (ii) **Slipped back Habitations with water quality problems-ARWSP**
7. **Immunisation of Children:**
 - (i) **Routine Immunisation**
 - (ii) **Pulse Polio Immunisation**
8. **SC Family Assisted**
9. **Universalisation of ICDS Scheme**
10. **Functional Anganwadis**
11. **Number of Urban poor families assisted under seven point charter viz. land tenure, housing at affordable cost, water, sanitation, health, education, and social security.**
12. **Afforestation:**
 - (i) **Area Covered under Plantation on - Public and Forest Lands**
 - (ii) **Number of Seedlings planted on -Public and Forest Lands**
13. **Rural Roads - PMGSY**
14. **Rajiv Gandhi Grameen Viduytikaran Yojana -RGGVY**
15. **Energising Pump sets**
16. **Supply of Electricity**

Status of receipt of targets for Monthly Monitored items under TPP-2006

[Sl. No.]	Name of the item	Parameters/ indicators	Whether targetable / non targetable	Whether targets have been received	Nodal Ministry
1	Employment generation under the National Rural Employment Guarantee Scheme	(i) No. of job card issued (ii) Employment generated (iii) Wages given	Non targetable	-	Ministry of Rural Development
2	Swaranjayanti Gram Swarojgar Yojana	Individual Swarozgaries Assisted (i) Total (ii) SC (iii) ST (iv) Women (v) Disabled person	Targetable	Yes	-do-
3	Sampoorna Grameen Rojgar Yojana	Employment Generated (i) Total (ii) SC (iii) ST (iv) Women	Non targetable	-	-do-
4	Self help Groups	SHGs under SGSY - SHGs formed - SHGs to whom income generating activities provided	Non targetable Targetable	- Yes	-do- -do-
5	Distribution of waste land to the landless	Waste Land distributed (i) Total (ii) SC (iii) ST (iv) Others	Non targetable	-	-do-
6	Rural Housing - Indira Awaas Yojana	Houses sanctioned	Targetable	Yes	-do-
7	Rural Areas - Accelerated Rural Water Supply Programme	(i) Habitations covered (NC/PC) (ii) Slipped back Habitations covered Habitations with water quality problem covered	Targetable Targetable	Yes (Targets received in respect of only fourteen States) Yes	-do- -do-
8	Sanitation Programme in Rural Areas	Individual Household latrines constructed	Non targetable	-	-do-
9	Rural Roads – PMGSY	Length of Road Constructed	Targetable	Yes	-do-

Sl. No.	Name of the item	Parameters/ indicators	Whether targetable / non targetable	Whether targets have been received	Nodal Ministry
10.	Minimum Wages Enforcement (including Farm Labour)	(a)Agriculture and Farm workers (i) Inspections made (ii)Irregularities detected (iii)Irregularities rectified (iv) Claims filed (v) claims settled (vi) Prosecution cases pending (vii) Prosecution cases filed (viii) Prosecution cases decided (b) others	Non - targetable	-	Ministry of Labour & Employment
11.	Food security: (i) Targeted Public Distribution system (ii) Antodaya Anna Yojana	Allocation of Food Grains to States/UTs	Targetable	Yes	Ministry of Consumer Affairs -do-
		Allocation of Food Grains to States/UTs	-do-	Yes	
12	Immunisation of Children	(i) Routine Immunisation comprising of Tetnus, DPT, Polio, BCG and Measles	Targetable	Yes	Ministry of Health & Family Welfare
		(ii) Pulse Polio Immunisation Programme	Targetable	Yes	-do-
13	Institutional Delivery	Delivery in Institutions	Non targetable	-	-do-
14.	SC Families Assisted	SC Families Assisted	Targetable	Yes	M/o Social Justice and Empowerment
15	ST Families Assisted	ST Families Assisted	Targetable	Yes (State-wise targets not received)	Ministry of Tribal Affairs
16	Universalisation of ICDS Scheme	ICDS Blocks Operational (Cumulative)	Targetable	Yes	Ministry of Women and Child Development
17	Functional Anganwadis	Anganwadis Functional (cumulative)	Targetable	Yes	-do-
18	EWS/LIG Houses in Urban Areas	Houses sanctioned	Targetable	Yes (Targets received in respect of seventeen States/UTs)	M/o Housing and Urban Poverty Alleviation

Sl. No.	Name of the item	Parameters/ indicators	Whether targetable / non targetable	Whether targets have been received	Nodal Ministry
19	Number of Urban poor families assisted under seven point charter viz. land tenure, housing at affordable cost, water, sanitation, health, education, and social security.	Poor Families Assisted	Targetable	Yes (Targets received in respect of eleven States/ UTs)	-do-
20	Afforestation (a) Area Covered under Plantation on - Public and Forest Lands (b) Number of Seedlings planted on -Public and Forest Lands	(a) Area Covered under Plantation on - Public and Forest Lands (b) Number of Seedlings planted on -Public and Forest Lands	Targetable Targetable	Yes Yes	Ministry of Environment and Forest -do-
21	Rajiv Gandhi Grameen Vidyutikaran Yojana (RGGVY)	Villages electrified	Targetable	Yes	Ministry of Power
22	Energising Pump sets	Pumpsets Energised	Targetable	Yes	-do-
23	Supply of Electricity	Electricity demanded	Targetable	Yes	-do-

List of items where the concerned schemes are yet to be operationalised

- (i) ***Quick and inexpensive justice–Gram Nyayalayas and Nyaya Panchayats:*** Ministry of Panchayati Raj is consulting Central Ministries and States/UT Governments regarding draft bill on Nyaya Panchayats.
- (ii) ***Social Security for Agricultural and Unorganised Labour:*** To provide Social Security to workers in the unorganized sector, including agricultural labour, the Unorganised Sector Workers’ Social Security Bill, 2007, was introduced in the Rajya Sabha on 10.9.07 and is being examined by the Parliamentary Standing Committee on Labour.
- (iii) ***Reservation of OBCs in Education:*** The validity of Central Educational Institutions (Reservation in Admission) Act, 2006 which has been enacted on 4th January, 2007 and the 93rd Constitution Amendment, notified on 20th January, 2006 have been challenged in the Supreme Court of India and the matter is, at present, subjudice. The monitoring, can therefore, start only after a year of implementation of the act, once the case is decided.
- (iv) ***Sports for all in Rural and Urban Areas:*** A scheme of Panchayat Yuva Khel Abhiyan is under consideration of the Planning Commission.
- (v) ***IT enabled e-Governance for Panchayats and Municipalities:*** The National e-Governance Programme aims at improving delivery of Government Services to citizens and businessmen. In the NeGP, there are 27 Mission Mode Projects (MMP) including 10 projects in the State Category, which are being implemented by various State Governments. Projects relating to Panchayats and Municipalities are part of the State category Projects of NeGP. Schemes for MMP of Panchayats and Municipalities, have not yet been approved. The status would be informed by the Department of IT as soon as projects are approved and implementation is started.

List of items which have been operationalised subsequently

- (1) ***Rural Business Hubs in Partnership with Panchayats:*** Rural Business Hubs as a Centrally Sponsored Scheme has been approved during August-2007. The parameter/ indicator to be monitored on annual basis is the “number of MOUs signed under various schemes”.
- (2) ***Rehabilitation of Scavengers:*** The Self Employment Scheme for “Rehabilitation of Manual Scavengers” (SRMS) has become operational w.e.f. 9th January, 2007. The parameter/ indicator to be monitored on annual basis is the “number of manual scavengers and their dependents assisted for rehabilitation”.
- (3) ***Rights of Forest dwellers – Owners of minor forest produce:*** The Bill concerning “Rights of Forest Dwellers” - Owners of minor forest produce has been passed. The information on indicators/ parameters to be monitored and frequency of monitoring is awaited from Ministry of Tribal Affairs.

Item Merged

Dry Land Farming: Consequent to the decision of Ministry of Finance and Planning Commission on the EFC of “Enhancing Sustainability of Dry Land Farming System” for XI Five Year Plan, Dry Land Farming has been merged with new initiatives of the Department-‘Rainfed Area Development Programme’. As of now, there is no separate scheme on Dryland Farming.

PART - I

TWENTY POINT PROGRAMME - 2006

OVERALL PERFORMANCE ANALYSIS

Twenty Point Programme-2006

Progress Report – (April, 2007-January, 2008)

This monthly progress report of Twenty Point Programme-2006 consists of two parts: **Part-I** contains an analysis of the overall performance, and **Part-II** deals with item-wise performance.

2. The report is compiled on the basis of data received from the Central Nodal Ministries and State Governments/UT Administrations. The data is received either through web enabled software developed by National Informatics Centre (NIC) Cell in this Ministry or through Fax/e-mail/post. The processing of data has been done in association with NIC Cell.

3. The analysis for the period *April, 2007 to January, 2008* shows that the performance under *nine* items has been **‘Very Good’** (90% or above the targets). These items are:

- (i) Urban Poor Families assisted under Seven Point Charter
- (ii) SHGs to whom income generating activities provided
- (iii) Seedlings Planted (Public and Forest Lands)
- (iv) Routine Immunisation of Children
- (v) Anganwadis Functional (Cum.)
- (vi) ICDS Blocks Operational (Cum.)
- (vii) Villages Electrified- RGGVY
- (viii) Food Security (Antodaya Anna Yojana)
- (ix) Supply of Electricity

4. The performance of *three* items has been **‘Good’** (80% to 90% of target). These items are:

- (i) Area Covered under Plantation (Public and Forest Lands)
- (ii) Food Security (Targeted Public Distribution System)
- (iii) SC Family Assisted

5. The performance of *eight* items has been **‘Poor’** (below 80% of target). These items are:

- (i) Pumpsets Energised
- (ii) Road Constructed-PMGSY
- (iii) Total Swarozgaries Assisted- SGSY
- (iv) Houses Constructed – IAY
- (v) Habitations covered (NC and PC)- ARWSP
- (vi) Pulse Polio Immunisation
- (vii) Slipped back Habitations with water quality problems covered–ARWSP
- (viii) Houses constructed – EWS/LIG

6. Some of items under TPP-2006 like “*National Rural Employment Guarantee Scheme-NREGS*”, “*Sapoorna Gramin Rojgar Yojana (SGRY)*”, “*Self help Groups formed under SGSY*” and “*Sanitation Programme in Rural Areas*” being demand driven are being monitored without target. The items - “*Distribution of Wasteland to the landless*” & “*Institutional Delivery*” will be monitored without any target as the concerned Nodal Ministries are unable to provide the target, These items shall not be considered for the purpose of ranking. The items where quarterly/ annual targets have been provided by the Ministries concerned, monthly targets have been worked out on prorata basis.

7. MPRs have not been received from three States i.e. Himachal Pradesh, Mizoram and Nagaland till the finalization of this report. Therefore, the progress for these three States relate to the period April, 2007 to December, 2007.

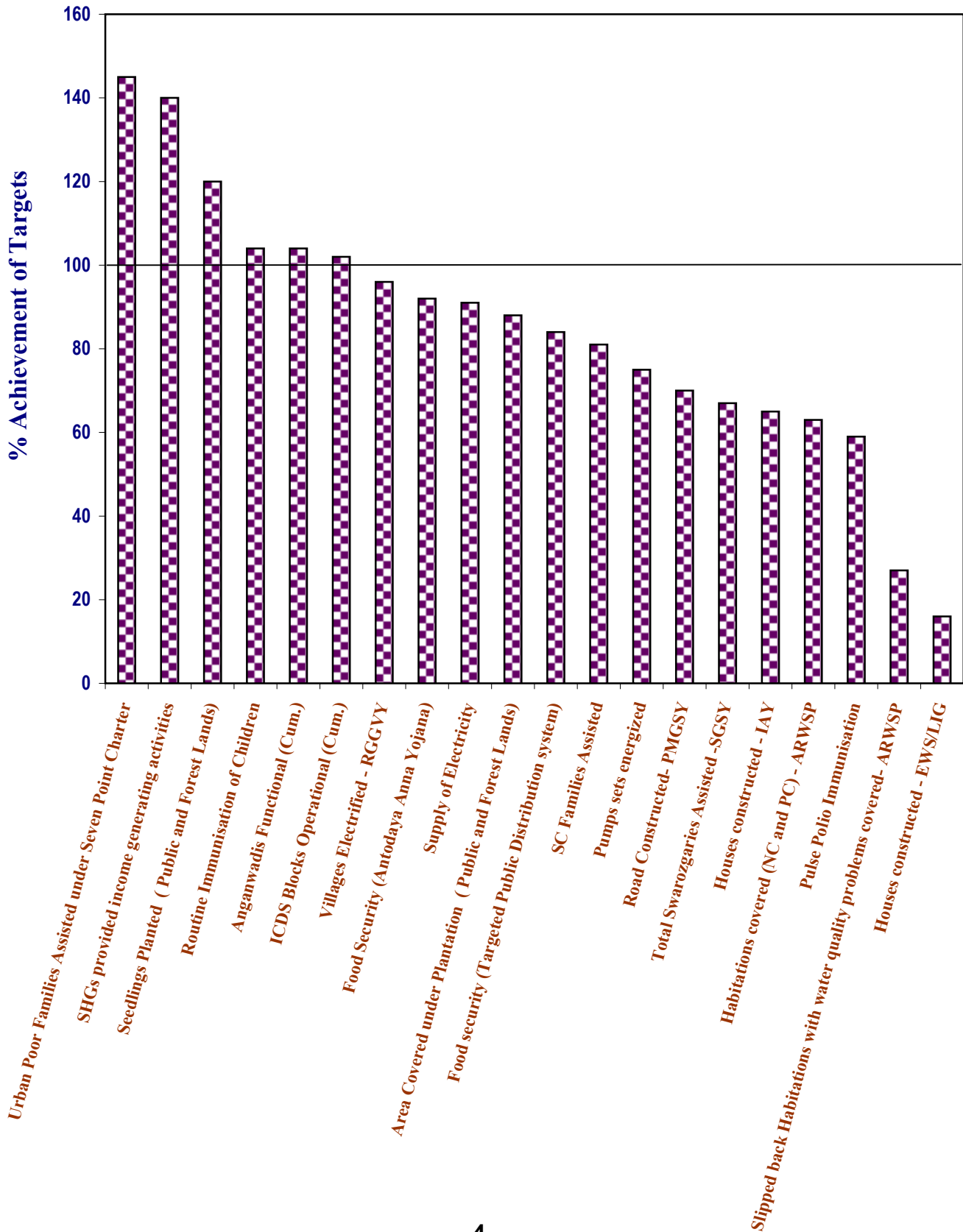
HIGHLIGHTS

Sl. No.	Item	Achievement for April, 2007 to January, 2008
Employment generated under NREGS.		
1	No. of Job cards issued	483.48 lakh Job cards issued
2	Employment generated	10341.85 Lakh mandays of employment generated
3	Wages given	Rs 6790.49 Cr. given as wages
Swaranjayanti Gram Swarozgar Yojana		
4	No. of Individual Swarozgaries Assisted	7.53 lakh Swarozgaries Assisted
Sampoorna Grameen Rojgar Yojana		
5	Employment Generated	1898.31 lakh manday of employment generated
Self help Groups		
6	No. of SHGs formed	2.17 lakh SHGs formed
7	No. of SHGs to whom income generating activities provided	1.14 lakh SHGs provided with income generating activities
Distribution of waste land to the landless		
8	Land distributed	2.91 lakh hectare of Wasteland Distributed to landless
Minimum Wages Enforcement (Including Farm Labour)		
9	No. of Inspections made	1,40,657 Inspections made
10	No. of Irregularities detected	33,293 Irregularities detected
11	No. of Irregularities rectified	29,771 Irregularities rectified
12	No. of Claims filed	4,722 Farm worker claims filed
13	No. of Claims settled	4,366 Farm worker claims settled
14	No. of Prosecution cases Pending	19,958 Prosecution cases Pending
15	No. of Prosecution cases filed	269 Prosecution cases filed
16	No. of Prosecution cases decided	403 Prosecution cases decided
Food Security: (i) TPDS (ii) AAY		
17	Off take of food grains by States/UTs under TPDS	273.58 lakh tones of food grains lifted
18	Off take of food grains by States/UTs under AAY	77.57 lakh tonnes of food grains lifted
Rural Housing- Indira Awaas Yojana		
19	No. of Houses constructed	11.53 lakh houses have been provided to the rural poor families
EWS/LIG Houses in Urban Areas		
20	No. of Houses constructed	18,235 houses have been provided

Contd.....

Sl. No.	Item	Achievement for April, 2007 to January, 2008
Rural Areas. - Accelerated Rural Water Supply Programme		
21	Habitations covered (NC and PC)	8,103 Habitations covered under (NC and PC)
22	Slipped back Habitations with water quality problems covered	29,082 Habitation covered
Immunisation of Children		
23	Routine Immunisation of Children	222.99 lakh infants immunized
24	Pulse Polio Immunisation Programme	5160.56 lakh infants covered
Sanitation Programme in Rural Areas		
25	No. of Individual household latrines constructed	82.76 lakh Individual H.H. latrines constructed
Institutional Delivery		
26	No. of Deliveries in Institution	100.24 lakh pregnant mothers delivered in institutions
SC Families Assisted		
27	No. of SC Families Assisted	32.05 lakh Scheduled Caste families assisted
ST Families Assisted		
28	No. of ST Families Assisted	33.31 lakh Scheduled Tribe families assisted
Universalisation of ICDS Schemes		
29	No. of ICDS Blocks Operational (Cum.)	6,263 ICDS Blocks in the country are in operation
Functional Anganwadis		
30	No. of Anganwadis Functional (Cum.)	10.11 lakh Anganwadis are functioning
Number of Urban poor families assisted under seven point charter viz. land tenure, housing at affordable cost, water, sanitation, health, education, and social security.		
31	No. of Poor Families Assisted	1.46 lakh families in slum areas have been provided with basic amenities
Afforestation:		
(i) Area Covered under Plantation (Public & Forest Lands)		
(ii) Seedlings planted (Public and Forest Lands)		
32	Area Covered under Plantation (Public and Forest Lands)	13.65 lakh hectares covered
33	Seedlings planted (Public and Forest Lands)	120.54 Crore seedling planted
Rural Road- PMGSY		
34	Length of Road Constructed	28,118 Kms road constructed
Rajiv Gandhi Grameen Vidyutikaran Yojana		
35	No. of Villages Electrified	29,558 Villages electrified
Energized Pumps sets		
36	No. of Pumps sets energized	2.71 lakh Pumpsets energized for irrigation purposes
Supply of Electricity		
37	Electricity supplied (MU)	5,43,499 million units (MU)

PERFORMANCE DURING April, 2007 to January, 2008



ACHIEVEMENT HIGHLIGHTS

PERFORMANCE DURING April, 2007 to January, 2008

The cumulative performance during April, 2007 to January, 2008 has been "Very Good" for 9 items, "Good" for 3 item, and "Poor" for 8 items.

A. "Very Good" Performance (90% or above of targets)

<u>No.</u>	<u>Items</u>	<u>% Achievement</u>
14A01	Urban Poor Families Assisted under Seven Point Charter	145
01E02	SHGs provided income generating activities	140
15A02	Seedlings Planted (Public and Forest Lands)	120
08C01	Routine Immunisation of Children	104
12B01	Anganwadis Functional (Cum.)	104
12A01	ICDS Blocks Operational (Cum.)	102
18B01	Villages Electrified - RGGVY	96
05B02	Food Security (Antodaya Anna Yojana)	92
18E02	Supply of Electricity	91

B. "Good" Performance (80% to 90%)

15A01	Area Covered under Plantation (Public and Forest Lands)	88
05A01	Food security (Targeted Public Distribution system)	84
10A01	SC Families Assisted	81

C. Areas of concern-where the performance is below 80%

18D01	Pumps sets energized	75
17A01	Road Constructed- PMGSY	70
01B01	Total Swarozgaries Assisted -SGSY	67
06A01	Houses constructed - IAY	65
07A01	Habitations covered (NC and PC) - ARWSP	63
08C02	Pulse Polio Immunisation	59
07A02	Slipped back Habitations with water quality problems covered- ARWSP	27
06B01	Houses constructed - EWS/LIG	16

Table - A

Targets for 2007-2008 & April, 2007 to January, 2008 and achievements during the period April, 2007 to January, 2008

ALL INDIA PERFORMANCE

Sl. No.	Item Code	Item Description	Units	Targets		Achievements	% Achievements of Targets during April,2007-January,2008
				2007-2008	April,2007-January,2008	April,2007-January,2008	
1	01B01	Total Swarozgaries Assisted - SGSY	Number	13,52,743	11,27,154	7,53,054	67
2	01E02	SHGs provided income generating activities	Number	1,06,037	81,288	1,13,742	140
3	05A02	Off take by States/UTs - TPDS	Tonnes	-	3,27,34,339	2,73,57,904	84
4	05B02	Off take by States/UTs - AAY	Tonnes	-	84,16,139	77,57,432	92
5	06A01	Houses constructed - IAY	Number	21,27,184	17,72,590	11,53,191	65
6	06B01	Houses constructed - EWS/LIG	Number	1,33,956	1,11,583	18,235	16
7	07A01	Habitations covered (NC and PC) - ARWSP	Number	16,886	12,944	8,103	63
8	07A02	Slipped back Habitations with water quality problems covered- ARWSP	Number	1,38,613	1,07,885	29,082	27
9	08C01	Routine Immunisation of Children	Number	2,57,72,056	2,14,76,670	2,22,98,972	104
10	08C02	Pulse Polio Immunisation	Number	1,12,14,38,709	87,21,52,826	51,60,55,553	59
11	10A01	SC Families Assisted	Number	47,74,200	39,78,400	32,05,482	81
12	12A01	ICDS Blocks Operational (Cum.)	Number	6,229	6,154	6,263	102
13	12B01	Anganwadis Functional (Cum.)	Number	10,17,952	9,70,022	10,10,768	104
14	14A01	Urban Poor Families Assisted under Seven Point Charter	Number	1,21,501	1,01,210	1,46,361	145
15	15A01	Area Covered under Plantation (Public and Forest Lands)	Hectares	18,60,000	15,49,876	13,64,614	88
16	15A02	Seedlings Planted (Public and Forest Lands)	Number	1,20,90,10,000	1,00,75,08,190	1,20,54,42,088	120
17	17A01	Road Constructed- PMGSY	Kilometer	54,401	39,884	28,118	70
18	18B01	Villages Electrified - RGGVY	Number	40,000	30,788	29,558	96
19	18D01	Pumps sets energized	Number	4,36,200	3,63,450	2,71,341	75
20	18E02	Electricity supplied	Million Units	-	5,97,860	5,43,499	91

Table - B

STATE-WISE PERFORMANCE DURING April, 2007 to January, 2008 (PERCENT ACHIEVEMENT)

Item No.	Description	ALL							
		INDIA	AP	ARP	AS	BI	CHHA.	DELHI	GOA
01B01	Total Swarozgaries Assisted - SGSY	67	42	0	1	8	25	NA	11
01E02	SHGs provided income generating activities	140	520	0	88	38	73	NA	169
05A01	Food security (Targeted Public Distribution system)	84	90	63	103	58	94	92	94
05B02	Food Security (Antodaya Anna Yojana)	92	101	62	101	85	102	82	81
06A01	Houses constructed - IAY	65	107	0	73	43	22	NA	41
06B01	Houses constructed - EWS/LIG	16	NA	0	NA	NA	66	23	NA
07A01	Habitations covered (NC and PC) - ARWSP	63	NA	0	73	NA	NA	NA	NA
07A02	Slipped back Habitations with water quality problems covered- ARWSP	27	29	0	8	0	56	NA	NA
08C01	Routine Immunisation of Children	104	166	99	73	35	122	85	101
08C02	Pulse Polio Immunisation	59	25	0	4	48	50	50	0
10A01	SC Families Assisted	81	46	NA	43	7	82	10	42
12A01	ICDS Blocks Operational (Cum.)	102	102	106	129	100	99	132	100
12B01	Anganwadis Functional (Cum.)	104	102	129	94	100	95	126	107
14A01	Urban Poor Families Assisted under Seven Point Charter	145	205	NA	0	17	0	NA	NA
15A01	Area Covered under Plantation (Public and Forest Lands)	88	83	6	80	152	69	315	60
15A02	Seedlings Planted (Public and Forest Lands)	120	175	8	58	156	64	5,930	150
17A01	Road Constructed- PMGSY	70	90	88	0	58	42	NA	0
18B01	Villages Electrified - RGGVY	96	43	NA	0	35	0	NA	NA
18D01	Pumps sets energized	75	120	NA	NA	45	27	NA	NA
18E02	Supply of Electricity	91	96	83	93	88	95	100	99

NA - Not Applicable

Table - B(Contd.)

STATE-WISE PERFORMANCE DURING April, 2007 to January, 2008 (PERCENT ACHIEVEMENT)

Item No.	Description	ALL							
		INDIA	GUJ	HRY	HP	J&K	JHAR.	KAR	KER
01B01	Total Swarozgaries Assisted - SGSY	67	83	75	80	59	43	114	23
01E02	SHGs provided income generating activities	140	121	93	95	104	314	97	85
05A01	Food security (Targeted Public Distribution system)	84	75	70	95	90	76	72	97
05B02	Food Security (Antodaya Anna Yojana)	92	87	95	96	100	89	96	100
06A01	Houses constructed - IAY	65	66	77	53	66	67	48	48
06B01	Houses constructed - EWS/LIG	16	122	24	0	NA	NA	NA	NA
07A01	Habitations covered (NC and PC) - ARWSP	63	NA	NA	194	42	NA	236	40
07A02	Slipped back Habitations with water quality problems covered- ARWSP	27	42	79	0	0	7	14	40
08C01	Routine Immunisation of Children	104	221	107	92	166	76	99	119
08C02	Pulse Polio Immunisation	59	145	2	0	1	36	89	0
10A01	SC Families Assisted	81	83	64	12	17	178	58	67
12A01	ICDS Blocks Operational (Cum.)	102	100	105	100	100	88	100	100
12B01	Anganwadis Functional (Cum.)	104	102	105	100	85	119	104	112
14A01	Urban Poor Families Assisted under Seven Point Charter	145	120	NA	NA	NA	NA	NA	NA
15A01	Area Covered under Plantation (Public and Forest Lands)	88	99	79	79	14	38	117	109
15A02	Seedlings Planted (Public and Forest Lands)	120	456	229	10	10	103	156	106
17A01	Road Constructed- PMGSY	70	58	153	105	58	198	61	63
18B01	Villages Electrified - RGGVY	96	353	10	NA	NA	261	164	NA
18D01	Pumps sets energized	75	160	194	190	NA	71	82	97
18E02	Supply of Electricity	91	85	89	97	73	88	98	98

NA - Not Applicable

Table - B(Contd.)

STATE-WISE PERFORMANCE DURING April, 2007 to January, 2008 (PERCENT ACHIEVEMENT)

Item No.	Description	ALL INDIA	MP	MAH	MANI	MEGH	MIZ	NAGA	ORI
01B01	Total Swarozgaries Assisted - SGSY	67	67	7	0	22	0	16	3
01E02	SHGs provided income generating activities	140	45	83	0	267	0	90	109
05A01	Food security (Targeted Public Distribution system)	84	97	83	93	93	94	105	82
05B02	Food Security (Antodaya Anna Yojana)	92	97	83	94	97	98	106	81
06A01	Houses constructed - IAY	65	66	61	69	20	49	159	38
06B01	Houses constructed - EWS/LIG	16	13	0	NA	NA	NA	NA	NA
07A01	Habitations covered (NC and PC) - ARWSP	63	NA	22	NA	19	NA	12	NA
07A02	Slipped back Habitations with water quality problems covered- ARWSP	27	5	25	0	51	0	0	18
08C01	Routine Immunisation of Children	104	93	120	150	62	170	191	82
08C02	Pulse Polio Immunisation	59	4	76	100	0	87	8	8
10A01	SC Families Assisted	81	103	66	0	NA	NA	NA	46
12A01	ICDS Blocks Operational (Cum.)	102	100	98	109	100	100	100	100
12B01	Anganwadis Functional (Cum.)	104	110	97	146	99	104	99	108
14A01	Urban Poor Families Assisted under Seven Point Charter	145	NA	NA	NA	28	NA	NA	NA
15A01	Area Covered under Plantation (Public and Forest Lands)	88	120	73	64	41	127	42	172
15A02	Seedlings Planted (Public and Forest Lands)	120	94	150	196	79	92	0	24
17A01	Road Constructed- PMGSY	70	55	44	791	21	46	0	57
18B01	Villages Electrified - RGGVY	96	0	31	NA	NA	NA	NA	0
18D01	Pumps sets energized	75	145	50	NA	NA	NA	NA	43
18E02	Supply of Electricity	91	88	83	94	77	85	89	98

NA - Not Applicable

Table - B(Contd.)

STATE-WISE PERFORMANCE DURING April, 2007 to January, 2008 (PERCENT ACHIEVEMENT)

Item No.	Description	ALL							
		INDIA	PUDU	PUN	RAJ	SIK	TN	TRI	UTTA.
01B01	Total Swarozgaries Assisted - SGSY	67	0	41	52	75	585	0	73
01E02	SHGs provided income generating activities	140	152	102	35	82	127	110	120
05A01	Food security (Targeted Public Distribution system)	84	33	51	89	103	76	93	88
05B02	Food Security (Antodaya Anna Yojana)	92	55	55	93	100	100	87	93
06A01	Houses constructed - IAY	65	9	81	49	67	179	10	77
06B01	Houses constructed - EWS/LIG	16	NA	0	83	67	28	0	NA
07A01	Habitations covered (NC and PC) - ARWSP	63	NA	833	23	NA	NA	NA	12
07A02	Slipped back Habitations with water quality problems covered- ARWSP	27	88	11	15	0	94	20	72
08C01	Routine Immunisation of Children	104	89	109	93	100	113	94	106
08C02	Pulse Polio Immunisation	59	49	45	24	92	98	100	83
10A01	SC Families Assisted	81	101	68	91	65	91	39	112
12A01	ICDS Blocks Operational (Cum.)	102	100	100	101	100	100	102	100
12B01	Anganwadis Functional (Cum.)	104	100	112	102	100	103	96	105
14A01	Urban Poor Families Assisted under Seven Point Charter	145	NA	NA	NA	285	0	101	NA
15A01	Area Covered under Plantation (Public and Forest Lands)	88	118	16	128	21	58	57	125
15A02	Seedlings Planted (Public and Forest Lands)	120	340	21	114	28	21	117	114
17A01	Road Constructed- PMGSY	70	NA	120	107	51	23	15	65
18B01	Villages Electrified - RGGVY	96	NA	NA	132	NA	NA	NA	103
18D01	Pumps sets energized	75	NA	190	90	NA	185	NA	129
18E02	Supply of Electricity	91	100	93	99	97	97	89	98

NA - Not Applicable

Table - B(Contd.)

STATE-WISE PERFORMANCE DURING April, 2007 to January, 2008 (PERCENT ACHIEVEMENT)

Item No.	Description	ALL INDIA	UP	WB	A&N	CHND.	D&N	D&D	LAKSH
01B01	Total Swarozgaries Assisted - SGSY	67	90	20	21	NA	42	0	99
01E02	SHGs provided income generating activities	140	153	279	256	NA	0	0	211
05A01	Food security (Targeted Public Distribution system)	84	92	87	63	110	15	26	83
05B02	Food Security (Antodaya Anna Yojana)	92	96	85	73	149	13	31	165
06A01	Houses constructed - IAY	65	80	56	10	NA	0	1	126
06B01	Houses constructed - EWS/LIG	16	61	77	NA	0	NA	NA	0
07A01	Habitations covered (NC and PC) - ARWSP	63	NA	NA	NA	NA	0	NA	0
07A02	Slipped back Habitations with water quality problems covered- ARWSP	27	30	125	0	NA	NA	NA	NA
08C01	Routine Immunisation of Children	104	106	81	90	97	99	74	55
08C02	Pulse Polio Immunisation	59	83	41	99	98	0	99	91
10A01	SC Families Assisted	81	52	22	NA	79	NA	NA	NA
12A01	ICDS Blocks Operational (Cum.)	102	105	100	100	100	50	100	100
12B01	Anganwadis Functional (Cum.)	104	105	112	106	109	101	98	113
14A01	Urban Poor Families Assisted under Seven Point Charter	145	0	NA	NA	NA	NA	NA	0
15A01	Area Covered under Plantation (Public and Forest Lands)	88	87	19	72	192	125	130	25
15A02	Seedlings Planted (Public and Forest Lands)	120	100	47	64	162	268	79	168
17A01	Road Constructed- PMGSY	70	81	51	NA	NA	NA	NA	NA
18B01	Villages Electrified - RGGVY	96	76	124	NA	NA	NA	NA	NA
18D01	Pumps sets energized	75	72	51	NA	NA	NA	NA	NA
18E02	Supply of Electricity	91	84	96	75	100	100	89	100

NA - Not Applicable

Table - C

Items in which the States/UTs performance is Very Good (90% and above),
Good (80% to 90%) and Poor (below 80%) during the period
April, 2007 to January, 2008

1. ANDHRA PRADESH

Very Good

SHGs provided income generating activities, Off take by States/UTs -TPDS, Off take by States/UTs - AAY, Houses constructed - IAY, Routine Immunisation of Children, ICDS Blocks Operational (Cum.), Anganwadis Functional (Cum.), Urban Poor Families Assisted under Seven Point Charter, Seedlings Planted (Public and Forest Lands), Road Constructed- PMGSY, Pumps sets energized, Electricity supplied

Good

Area Covered under Plantation (Public and Forest Lands)

Poor

Total Swarozgaries Assisted -SGSY, Slipped back Habitations with water quality problems covered- ARWSP, Pulse Polio Immunisation, SC Families Assisted, Villages Electrified - RGGVY

2. ARUNACHAL PRADESH

Very Good

Routine Immunisation of Children, ICDS Blocks Operational (Cum.), Anganwadis Functional (Cum.)

Good

Road Constructed- PMGSY, Electricity supplied

Poor

Total Swarozgaries Assisted -SGSY, SHGs provided income generating activities, Off take by States/UTs - TPDS, Off take by States/UTs - AAY, Houses constructed - IAY, Houses constructed - EWS/LIG, Habitations covered (NC and PC) - ARWSP, Slipped back Habitations with water quality problems covered- ARWSP, Pulse Polio Immunisation, Area Covered under Plantation (Public and Forest Lands), Seedlings Planted (Public and Forest Lands)

3. ASSAM

Very Good

Off take by States/UTs -TPDS, Off take by States/UTs - AAY, ICDS Blocks Operational (Cum.), Anganwadis Functional (Cum.), Electricity supplied

Good

SHGs provided income generating activities, Area Covered under Plantation (Public and Forest Lands)

Poor

Total Swarozgaries Assisted -SGSY, Houses constructed - IAY, Habitations covered (NC and PC) - ARWSP, Slipped back Habitations with water quality problems covered- ARWSP, Routine Immunisation of Children, Pulse Polio Immunisation, SC Families Assisted, Urban Poor Families Assisted under Seven Point Charter, Seedlings Planted (Public and Forest Lands), Road Constructed- PMGSY, Villages Electrified - RGGVY

4. BIHAR

Very Good

ICDS Blocks Operational (Cum.), Anganwadis Functional (Cum.), Area Covered under Plantation (Public and Forest Lands), Seedlings Planted (Public and Forest Lands)

Good

Off take by States/UTs - AAY, Electricity supplied

Poor

Total Swarozgaries Assisted -SGSY, SHGs provided income generating activities, Off take by States/UTs - TPDS, Houses constructed - IAY, Slipped back Habitations with water quality problems covered- ARWSP, Routine Immunisation of Children, Pulse Polio Immunisation, SC Families Assisted, Urban Poor Families Assisted under Seven Point Charter, Road Constructed- PMGSY, Villages Electrified - RGGVY, Pumps sets energized

Table - C (Contd.)

5. CHHATISGARH

Very Good

Off take by States/UTs -TPDS, Off take by States/UTs - AAY, Routine Immunisation of Children, ICDS Blocks Operational (Cum.), Anganwadis Functional (Cum.), Electricity supplied

Good

SC Families Assisted

Poor

Total Swarozgaries Assisted -SGSY, SHGs provided income generating activities, Houses constructed - IAY, Houses constructed - EWS/LIG, Slipped back Habitations with water quality problems covered- ARWSP, Pulse Polio Immunisation, Urban Poor Families Assisted under Seven Point Charter, Area Covered under Plantation (Public and Forest Lands), Seedlings Planted (Public and Forest Lands), Road Constructed-PMGSY, Villages Electrified - RGGVY, Pumps sets energized

6. DELHI

Very Good

Off take by States/UTs -TPDS, ICDS Blocks Operational (Cum.), Anganwadis Functional (Cum.), Area Covered under Plantation (Public and Forest Lands), Seedlings Planted (Public and Forest Lands), Electricity supplied

Good

Off take by States/UTs - AAY, Routine Immunisation of Children

Poor

Houses constructed - EWS/LIG, Pulse Polio Immunisation, SC Families Assisted

7. GOA

Very Good

SHGs provided income generating activities, Off take by States/UTs -TPDS, Routine Immunisation of Children, ICDS Blocks Operational (Cum.), Anganwadis Functional (Cum.), Seedlings Planted (Public and Forest Lands), Electricity supplied

Good

Off take by States/UTs - AAY

Poor

Total Swarozgaries Assisted -SGSY, Houses constructed - IAY, Pulse Polio Immunisation, SC Families Assisted, Area Covered under Plantation (Public and Forest Lands), Road Constructed- PMGSY

8. GUJARAT

Very Good

SHGs provided income generating activities, Houses constructed - EWS/LIG, Routine Immunisation of Children, Pulse Polio Immunisation, ICDS Blocks Operational (Cum.), Anganwadis Functional (Cum.), Urban Poor Families Assisted under Seven Point Charter, Area Covered under Plantation (Public and Forest Lands), Seedlings Planted (Public and Forest Lands), Villages Electrified - RGGVY, Pumps sets energized

Good

Total Swarozgaries Assisted -SGSY, Off take by States/UTs - AAY, SC Families Assisted, Electricity supplied

Poor

Off take by States/UTs -TPDS, Houses constructed - IAY, Slipped back Habitations with water quality problems covered- ARWSP, Road Constructed- PMGSY

Table - C (Contd.)

9. HARYANA

Very Good

SHGs provided income generating activities, Off take by States/UTs - AAY, Routine Immunisation of Children, ICDS Blocks Operational (Cum.), Anganwadis Functional (Cum.), Seedlings Planted (Public and Forest Lands), Road Constructed- PMGSY, Pumps sets energized

Good

Electricity supplied

Poor

Total Swarozgaries Assisted -SGSY, Off take by States/UTs -TPDS, Houses constructed - IAY, Houses constructed - EWS/LIG, Slipped back Habitations with water quality problems covered- ARWSP, Pulse Polio Immunisation, SC Families Assisted, Area Covered under Plantation (Public and Forest Lands), Villages Electrified - RGGVY

10. HIMACHAL PRADESH

Very Good

SHGs provided income generating activities, Off take by States/UTs -TPDS, Off take by States/UTs - AAY, Habitations covered (NC and PC) - ARWSP, Routine Immunisation of Children, ICDS Blocks Operational (Cum.), Anganwadis Functional (Cum.), Road Constructed- PMGSY, Pumps sets energized, Electricity supplied

Good

Total Swarozgaries Assisted -SGSY

Poor

Houses constructed - IAY, Houses constructed - EWS/LIG, Slipped back Habitations with water quality problems covered- ARWSP, Pulse Polio Immunisation, SC Families Assisted, Area Covered under Plantation (Public and Forest Lands), Seedlings Planted (Public and Forest Lands)

11. JAMMU AND KASHMIR

Very Good

SHGs provided income generating activities, Off take by States/UTs -TPDS, Off take by States/UTs - AAY, Routine Immunisation of Children, ICDS Blocks Operational (Cum.)

Good

Anganwadis Functional (Cum.)

Poor

Total Swarozgaries Assisted -SGSY, Houses constructed - IAY, Habitations covered (NC and PC) - ARWSP, Slipped back Habitations with water quality problems covered- ARWSP, Pulse Polio Immunisation, SC Families Assisted, Area Covered under Plantation (Public and Forest Lands), Seedlings Planted (Public and Forest Lands), Road Constructed- PMGSY, Electricity supplied

12. JHARKHAND

Very Good

SHGs provided income generating activities, SC Families Assisted, Anganwadis Functional (Cum.), Seedlings Planted (Public and Forest Lands), Road Constructed- PMGSY, Villages Electrified - RGGVY

Good

Off take by States/UTs - AAY, ICDS Blocks Operational (Cum.), Electricity supplied

Poor

Total Swarozgaries Assisted -SGSY, Off take by States/UTs -TPDS, Houses constructed - IAY, Slipped back Habitations with water quality problems covered- ARWSP, Routine Immunisation of Children, Pulse Polio Immunisation, Area Covered under Plantation (Public and Forest Lands), Pumps sets energized

Table - C (Contd.)

13. KARNATAKA

Very Good

Total Swarozgaries Assisted -SGSY, SHGs provided income generating activities, Off take by States/UTs - AAY, Habitations covered (NC and PC) - ARWSP, Routine Immunisation of Children, ICDS Blocks Operational (Cum.), Anganwadis Functional (Cum.), Area Covered under Plantation (Public and Forest Lands), Seedlings Planted (Public and Forest Lands), Villages Electrified - RGGVY, Electricity supplied

Good

Pulse Polio Immunisation, Pumps sets energized

Poor

Off take by States/UTs -TPDS, Houses constructed - IAY, Slipped back Habitations with water quality problems covered- ARWSP, SC Families Assisted, Road Constructed- PMGSY

14. KERALA

Very Good

Off take by States/UTs -TPDS, Off take by States/UTs - AAY, Routine Immunisation of Children, ICDS Blocks Operational (Cum.), Anganwadis Functional (Cum.), Area Covered under Plantation (Public and Forest Lands), Seedlings Planted (Public and Forest Lands), Pumps sets energized, Electricity supplied

Good

SHGs provided income generating activities

Poor

Total Swarozgaries Assisted -SGSY, Houses constructed - IAY, Habitations covered (NC and PC) - ARWSP, Slipped back Habitations with water quality problems covered- ARWSP, Pulse Polio Immunisation, SC Families Assisted, Road Constructed- PMGSY

15. MADHYA PRADESH

Very Good

Off take by States/UTs -TPDS, Off take by States/UTs - AAY, Routine Immunisation of Children, SC Families Assisted, ICDS Blocks Operational (Cum.), Anganwadis Functional (Cum.), Area Covered under Plantation (Public and Forest Lands), Seedlings Planted (Public and Forest Lands), Pumps sets energized

Good

Electricity supplied

Poor

Total Swarozgaries Assisted -SGSY, SHGs provided income generating activities, Houses constructed - IAY, Houses constructed - EWS/LIG, Slipped back Habitations with water quality problems covered- ARWSP, Pulse Polio Immunisation, Road Constructed- PMGSY, Villages Electrified - RGGVY

16. MAHARASHTRA

Very Good

Routine Immunisation of Children, ICDS Blocks Operational (Cum.), Anganwadis Functional (Cum.), Seedlings Planted (Public and Forest Lands)

Good

SHGs provided income generating activities, Off take by States/UTs -TPDS, Off take by States/UTs - AAY, Electricity supplied

Poor

Total Swarozgaries Assisted -SGSY, Houses constructed - IAY, Houses constructed - EWS/LIG, Habitations covered (NC and PC) - ARWSP, Slipped back Habitations with water quality problems covered- ARWSP, Pulse Polio Immunisation, SC Families Assisted, Area Covered under Plantation (Public and Forest Lands), Road Constructed- PMGSY, Villages Electrified - RGGVY, Pumps sets energized

Table - C (Contd.)

17. MANIPUR

Very Good

Off take by States/UTs -TPDS, Off take by States/UTs - AAY, Routine Immunisation of Children, Pulse Polio Immunisation, ICDS Blocks Operational (Cum.), Anganwadis Functional (Cum.), Seedlings Planted (Public and Forest Lands), Road Constructed- PMGSY, Electricity supplied

Poor

Total Swarozgaries Assisted -SGSY, SHGs provided income generating activities, Houses constructed - IAY, Slipped back Habitations with water quality problems covered- ARWSP, SC Families Assisted, Area Covered under Plantation (Public and Forest Lands)

18. MEGHALAYA

Very Good

SHGs provided income generating activities, Off take by States/UTs -TPDS, Off take by States/UTs - AAY, ICDS Blocks Operational (Cum.), Anganwadis Functional (Cum.)

Poor

Total Swarozgaries Assisted -SGSY, Houses constructed - IAY, Habitations covered (NC and PC) - ARWSP, Slipped back Habitations with water quality problems covered- ARWSP, Routine Immunisation of Children, Pulse Polio Immunisation, Urban Poor Families Assisted under Seven Point Charter, Area Covered under Plantation (Public and Forest Lands), Seedlings Planted (Public and Forest Lands), Road Constructed- PMGSY, Electricity supplied

19. MIZORAM

Very Good

Off take by States/UTs -TPDS, Off take by States/UTs - AAY, Routine Immunisation of Children, ICDS Blocks Operational (Cum.), Anganwadis Functional (Cum.), Area Covered under Plantation (Public and Forest Lands), Seedlings Planted (Public and Forest Lands)

Good

Pulse Polio Immunisation, Electricity supplied

Poor

Total Swarozgaries Assisted -SGSY, SHGs provided income generating activities, Houses constructed - IAY, Slipped back Habitations with water quality problems covered- ARWSP, Road Constructed- PMGSY

20. NAGALAND

Very Good

SHGs provided income generating activities, Off take by States/UTs -TPDS, Off take by States/UTs - AAY, Houses constructed - IAY, Routine Immunisation of Children, ICDS Blocks Operational (Cum.), Anganwadis Functional (Cum.)

Good

Electricity supplied

Poor

Total Swarozgaries Assisted -SGSY, Habitations covered (NC and PC) - ARWSP, Slipped back Habitations with water quality problems covered- ARWSP, Pulse Polio Immunisation, Area Covered under Plantation (Public and Forest Lands), Seedlings Planted (Public and Forest Lands), Road Constructed- PMGSY

Table - C (Contd.)

21. ORISSA

Very Good

SHGs provided income generating activities, ICDS Blocks Operational (Cum.), Anganwadis Functional (Cum.), Area Covered under Plantation (Public and Forest Lands), Electricity supplied

Good

Off take by States/UTs -TPDS, Off take by States/UTs - AAY, Routine Immunisation of Children

Poor

Total Swarozgaries Assisted -SGSY, Houses constructed - IAY, Slipped back Habitations with water quality problems covered- ARWSP, Pulse Polio Immunisation, SC Families Assisted, Seedlings Planted (Public and Forest Lands), Road Constructed- PMGSY, Villages Electrified - RGGVY, Pumps sets energized

22. PUDUCHERRY

Very Good

SHGs provided income generating activities, SC Families Assisted, ICDS Blocks Operational (Cum.), Anganwadis Functional (Cum.), Area Covered under Plantation (Public and Forest Lands), Seedlings Planted (Public and Forest Lands), Electricity supplied

Good

Slipped back Habitations with water quality problems covered- ARWSP, Routine Immunisation of Children

Poor

Total Swarozgaries Assisted -SGSY, Off take by States/UTs -TPDS, Off take by States/UTs - AAY, Houses constructed - IAY, Pulse Polio Immunisation

23. PUNJAB

Very Good

SHGs provided income generating activities, Habitations covered (NC and PC) - ARWSP, Routine Immunisation of Children, ICDS Blocks Operational (Cum.), Anganwadis Functional (Cum.), Road Constructed- PMGSY, Pumps sets energized, Electricity supplied

Good

Houses constructed - IAY

Poor

Total Swarozgaries Assisted -SGSY, Off take by States/UTs -TPDS, Off take by States/UTs - AAY, Houses constructed - EWS/LIG, Slipped back Habitations with water quality problems covered- ARWSP, Pulse Polio Immunisation, SC Families Assisted, Area Covered under Plantation (Public and Forest Lands), Seedlings Planted (Public and Forest Lands)

24. RAJASTHAN

Very Good

Off take by States/UTs - AAY, Routine Immunisation of Children, SC Families Assisted, ICDS Blocks Operational (Cum.), Anganwadis Functional (Cum.), Area Covered under Plantation (Public and Forest Lands), Seedlings Planted (Public and Forest Lands), Road Constructed- PMGSY, Villages Electrified - RGGVY, Pumps sets energized, Electricity supplied

Good

Off take by States/UTs -TPDS, Houses constructed - EWS/LIG

Poor

Total Swarozgaries Assisted -SGSY, SHGs provided income generating activities, Houses constructed - IAY, Habitations covered (NC and PC) - ARWSP, Slipped back Habitations with water quality problems covered- ARWSP, Pulse Polio Immunisation

Table - C (Contd.)

25. SIKKIM

Very Good

Off take by States/UTs -TPDS, Off take by States/UTs - AAY, Routine Immunisation of Children, Pulse Polio Immunisation, ICDS Blocks Operational (Cum.), Anganwadis Functional (Cum.), Urban Poor Families Assisted under Seven Point Charter, Electricity supplied

Good

SHGs provided income generating activities

Poor

Total Swarozgaries Assisted -SGSY, Houses constructed - IAY, Houses constructed - EWS/LIG, Slipped back Habitations with water quality problems covered- ARWSP, SC Families Assisted, Area Covered under Plantation (Public and Forest Lands), Seedlings Planted (Public and Forest Lands), Road Constructed- PMGSY

26. TAMIL NADU

Very Good

Total Swarozgaries Assisted -SGSY, SHGs provided income generating activities, Off take by States/UTs - AAY, Houses constructed - IAY, Slipped back Habitations with water quality problems covered- ARWSP, Routine Immunisation of Children, Pulse Polio Immunisation, SC Families Assisted, ICDS Blocks Operational (Cum.), Anganwadis Functional (Cum.), Pumps sets energized, Electricity supplied

Poor

Off take by States/UTs -TPDS, Houses constructed - EWS/LIG, Urban Poor Families Assisted under Seven Point Charter, Area Covered under Plantation (Public and Forest Lands), Seedlings Planted (Public and Forest Lands), Road Constructed- PMGSY

27. TRIPURA

Very Good

SHGs provided income generating activities, Off take by States/UTs -TPDS, Routine Immunisation of Children, Pulse Polio Immunisation, ICDS Blocks Operational (Cum.), Anganwadis Functional (Cum.), Urban Poor Families Assisted under Seven Point Charter, Seedlings Planted (Public and Forest Lands)

Good

Off take by States/UTs - AAY, Electricity supplied

Poor

Total Swarozgaries Assisted -SGSY, Houses constructed - IAY, Houses constructed - EWS/LIG, Slipped back Habitations with water quality problems covered- ARWSP, SC Families Assisted, Area Covered under Plantation (Public and Forest Lands), Road Constructed- PMGSY

28. UTTARAKHAND

Very Good

SHGs provided income generating activities, Off take by States/UTs - AAY, Routine Immunisation of Children, SC Families Assisted, ICDS Blocks Operational (Cum.), Anganwadis Functional (Cum.), Area Covered under Plantation (Public and Forest Lands), Seedlings Planted (Public and Forest Lands), Villages Electrified - RGGVY, Pumps sets energized, Electricity supplied

Good

Off take by States/UTs -TPDS, Pulse Polio Immunisation

Poor

Total Swarozgaries Assisted -SGSY, Houses constructed - IAY, Habitations covered (NC and PC) - ARWSP, Slipped back Habitations with water quality problems covered- ARWSP, Road Constructed- PMGSY

Table - C (Contd.)

29. UTTAR PRADESH

Very Good

Total Swarozgaries Assisted -SGSY, SHGs provided income generating activities, Off take by States/UTs - TPDS, Off take by States/UTs - AAY, Routine Immunisation of Children, ICDS Blocks Operational (Cum.), Anganwadis Functional (Cum.), Seedlings Planted (Public and Forest Lands)

Good

Houses constructed - IAY, Pulse Polio Immunisation, Area Covered under Plantation (Public and Forest Lands), Road Constructed- PMGSY, Electricity supplied

Poor

Houses constructed - EWS/LIG, Slipped back Habitations with water quality problems covered- ARWSP, SC Families Assisted, Urban Poor Families Assisted under Seven Point Charter, Villages Electrified - RGGVY, Pumps sets energized

30. WEST BENGAL

Very Good

SHGs provided income generating activities, Slipped back Habitations with water quality problems covered- ARWSP, ICDS Blocks Operational (Cum.), Anganwadis Functional (Cum.), Villages Electrified - RGGVY, Electricity supplied

Good

Off take by States/UTs -TPDS, Off take by States/UTs - AAY, Routine Immunisation of Children

Poor

Total Swarozgaries Assisted -SGSY, Houses constructed - IAY, Houses constructed - EWS/LIG, Pulse Polio Immunisation, SC Families Assisted, Area Covered under Plantation (Public and Forest Lands), Seedlings Planted (Public and Forest Lands), Road Constructed- PMGSY, Pumps sets energized

31. ANDAMAN AND NICOBAR ISLANDS

Very Good

SHGs provided income generating activities, Routine Immunisation of Children, Pulse Polio Immunisation, ICDS Blocks Operational (Cum.), Anganwadis Functional (Cum.)

Poor

Total Swarozgaries Assisted -SGSY, Off take by States/UTs -TPDS, Off take by States/UTs - AAY, Houses constructed - IAY, Slipped back Habitations with water quality problems covered- ARWSP, Area Covered under Plantation (Public and Forest Lands), Seedlings Planted (Public and Forest Lands), Electricity supplied

32. CHANDIGARH

Very Good

Off take by States/UTs -TPDS, Off take by States/UTs - AAY, Routine Immunisation of Children, Pulse Polio Immunisation, ICDS Blocks Operational (Cum.), Anganwadis Functional (Cum.), Area Covered under Plantation (Public and Forest Lands), Seedlings Planted (Public and Forest Lands), Electricity supplied

Poor

Houses constructed - EWS/LIG, SC Families Assisted

Table - C (Contd.)

33. DADRA AND NAGAR HAVELI

Very Good

Routine Immunisation of Children, Anganwadis Functional (Cum.), Area Covered under Plantation (Public and Forest Lands), Seedlings Planted (Public and Forest Lands), Electricity supplied

Poor

Total Swarozgaries Assisted -SGSY, SHGs provided income generating activities, Off take by States/UTs - TPDS, Off take by States/UTs - AAY, Houses constructed - IAY, Habitations covered (NC and PC) - ARWSP, Pulse Polio Immunisation, ICDS Blocks Operational (Cum.)

34. DAMAN AND DIU

Very Good

Pulse Polio Immunisation, ICDS Blocks Operational (Cum.), Anganwadis Functional (Cum.), Area Covered under Plantation (Public and Forest Lands)

Good

Electricity supplied

Poor

Total Swarozgaries Assisted -SGSY, SHGs provided income generating activities, Off take by States/UTs - TPDS, Off take by States/UTs - AAY, Houses constructed - IAY, Routine Immunisation of Children, Seedlings Planted (Public and Forest Lands)

35. LAKSHADWEEP

Very Good

Total Swarozgaries Assisted -SGSY, SHGs provided income generating activities, Off take by States/UTs - AAY, Houses constructed - IAY, Pulse Polio Immunisation, ICDS Blocks Operational (Cum.), Anganwadis Functional (Cum.), Seedlings Planted (Public and Forest Lands), Electricity supplied

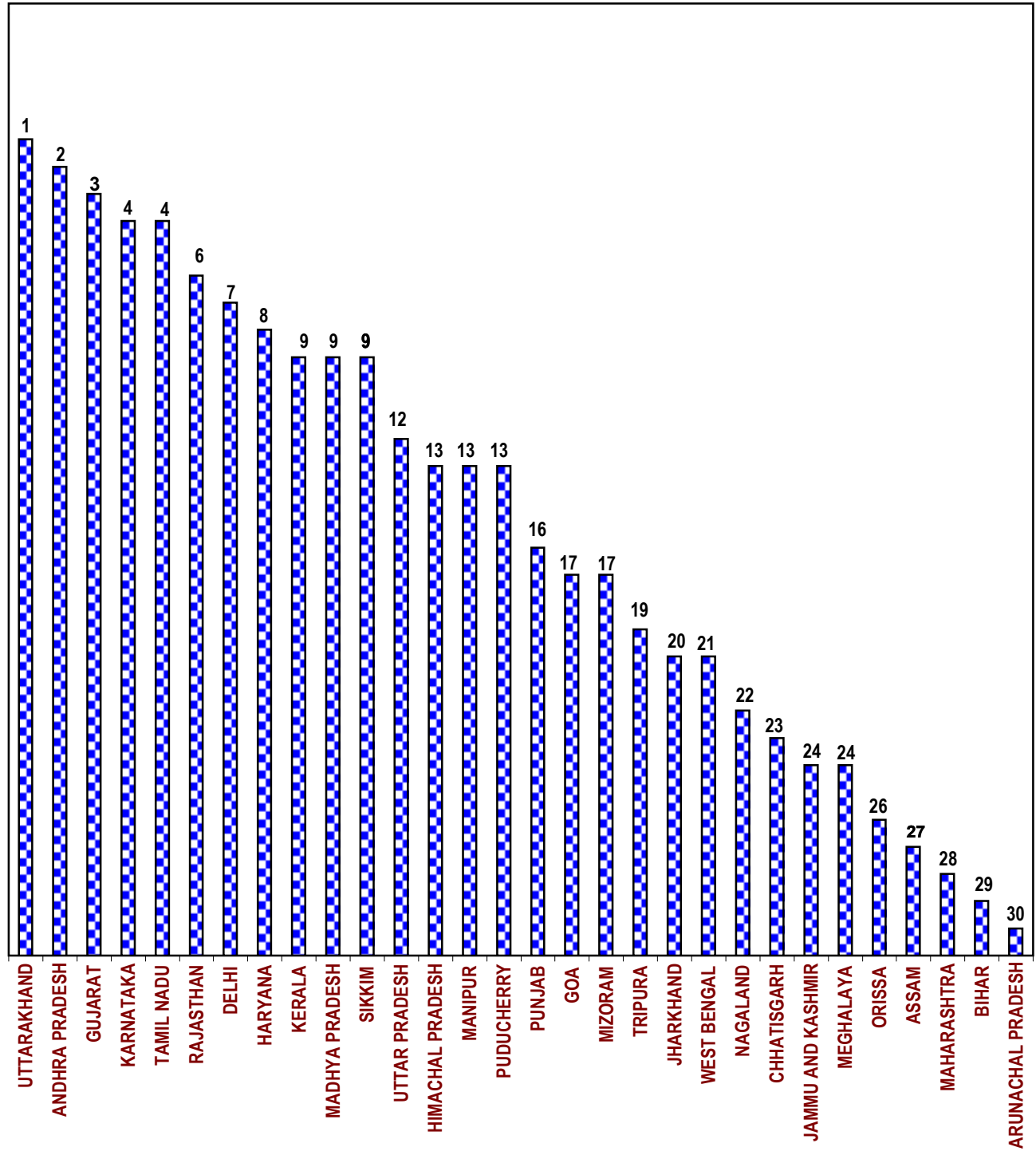
Good

Off take by States/UTs -TPDS

Poor

Houses constructed - EWS/LIG, Habitations covered (NC and PC) - ARWSP, Routine Immunisation of Children, Urban Poor Families Assisted under Seven Point Charter, Area Covered under Plantation (Public and Forest Lands)

Ranking of States : April, 2007 to January, 2008



States

Table - D

**SCORE CARD AND RANKING OF STATES ACCORDING TO THEIR PERFORMANCE
During the period April, 2007 to January, 2008**

States	No. of Items/ Parameters	Max Score	Parameters in category				Total Marks	% Ach.	RANK
			A	B	C	D			
UTTARAKHAND	18	54	11	5	2	0	45	83	1
ANDHRA PRADESH	18	54	12	1	5	0	43	80	2
GUJARAT	19	57	11	4	4	0	45	79	3
KARNATAKA	18	54	11	2	5	0	42	78	4
TAMIL NADU	18	54	12	1	4	1	42	78	4
RAJASTHAN	19	57	11	2	6	0	43	75	6
DELHI	11	33	6	1	4	0	24	73	7
HARYANA	18	54	8	4	6	0	38	70	8
KERALA	17	51	9	1	6	1	35	69	9
MADHYA PRADESH	18	54	9	2	6	1	37	69	9
SIKKIM	17	51	8	3	5	1	35	69	9
UTTAR PRADESH	19	57	8	5	5	1	39	68	12
HIMACHAL PRADESH	18	54	10	1	4	3	36	67	13
MANIPUR	15	45	9	1	1	4	30	67	13
PUDUCHERRY	14	42	7	1	5	1	28	67	13
PUNJAB	18	54	8	1	8	1	34	63	16
GOA	14	42	7	0	5	2	26	62	17
MIZORAM	14	42	7	1	3	3	26	62	17
TRIPURA	17	51	8	0	7	2	31	61	19
JHARKHAND	17	51	6	1	10	0	30	59	20
WEST BENGAL	18	54	6	2	10	0	32	59	20
NAGALAND	15	45	7	0	5	3	26	58	22
CHHATISGARH	19	57	6	3	8	2	32	56	23
JAMMU AND KASHMIR	16	48	5	1	9	1	26	54	24
MEGHALAYA	16	48	5	1	9	1	26	54	24
ORISSA	17	51	5	0	11	1	26	51	26
ASSAM	18	54	5	2	8	3	27	50	27
MAHARASHTRA	19	57	4	1	13	1	27	47	28
BIHAR	18	54	4	0	13	1	25	46	29
ARUNACHAL PRADESH	16	48	3	1	5	7	16	33	30

NORMS FOR RANKING

The criteria for performance assessment of States is as follows:

	<u>Marks</u>
Category "A" Where the Achievement is 90% or above of the target	3
Category "B" Where the Achievement is above National Average	2
Category "C" Where the Achievement is below National Average	1
Category "D" Where their is NIL Performance	0

Note: For ranking of the states, the All-India Percent achievement is taken as the National Average.

PART - II

TWENTY POINT PROGRAMME - 2006

ITEM-WISE PERFORMANCE TABLES

Table - 1

Employment generation under the NREG Scheme

Sl. No.	State/UT Name	No. of job cards issued (Number)	Employment generated (Number)	Wages given (Rupees)
		April,2007-January,2008	April,2007-January,2008	April,2007-January,2008
(1)	(2)	(3)	(4)	(5)
1	ANDHRA PRADESH	53,33,356	11,19,20,933	11,85,21,05,990
2	ARUNACHAL PRADESH	0	0	0
3	ASSAM	12,70,606	3,17,49,000	2,31,13,36,000
4	BIHAR	65,40,205	4,49,57,800	5,49,52,30,900
5	CHHATISGARH	28,31,417	7,73,74,000	5,14,26,00,000
6	DELHI	0	0	0
7	GOA	0	0	0
8	GUJARAT	8,27,142	64,77,000	62,68,34,000
9	HARYANA	49,544	32,94,100	36,09,91,500
10	HIMACHAL PRADESH	3,21,213	55,43,000	44,59,37,000
11	JAMMU AND KASHMIR	2,56,099	34,83,300	31,54,18,000
12	JHARKHAND	23,96,093	13,00,15,044	5,26,55,02,958
13	KARNATAKA	8,68,212	1,56,12,500	1,15,53,25,000
14	KERALA	1,96,799	39,10,299	46,54,11,000
15	MADHYA PRADESH	72,98,942	20,34,95,000	1,34,12,76,600
16	MAHARASHTRA	28,77,369	1,27,66,000	1,14,54,15,000
17	MANIPUR	0	0	0
18	MEGHALAYA	1,20,010	41,97,000	41,71,67,000
19	MIZORAM	0	0	0
20	NAGALAND	56,000	13,34,000	14,93,76,000
21	ORISSA	38,58,939	2,14,23,000	1,79,75,84,000
22	PUDUCHERRY	0	0	0
23	PUNJAB	94,718	12,27,000	12,40,38,000
24	RAJASTHAN	27,94,942	13,08,58,000	7,41,12,85,000
25	SIKKIM	37,265	4,46,226	7,60,00,000
26	TAMIL NADU	20,39,336	5,46,23,100	4,30,49,27,900
27	TRIPURA	5,54,374	1,21,13,000	1,25,98,00,000
28	UTTARAKHAND	1,20,030	50,37,080	37,48,01,000
29	UTTAR PRADESH	44,78,512	9,11,81,537	9,99,38,10,228
30	WEST BENGAL	31,26,876	6,11,47,000	6,07,27,42,000
31	ANDAMAN AND NICOBAR ISLANDS	0	0	0
32	CHANDIGARH	0	0	0
33	DADRA AND NAGAR HAVELI	0	0	0
34	DAMAN AND DIU	0	0	0
35	LAKSHADWEEP	0	0	0
Grand Total		4,83,47,999	1,03,41,84,919	67,90,49,15,076

Swaranjayanti Gram Swarozgar Yojana

Total Swarozgaries Assisted

% Achievement of Target

During April, 2007 to January, 2008

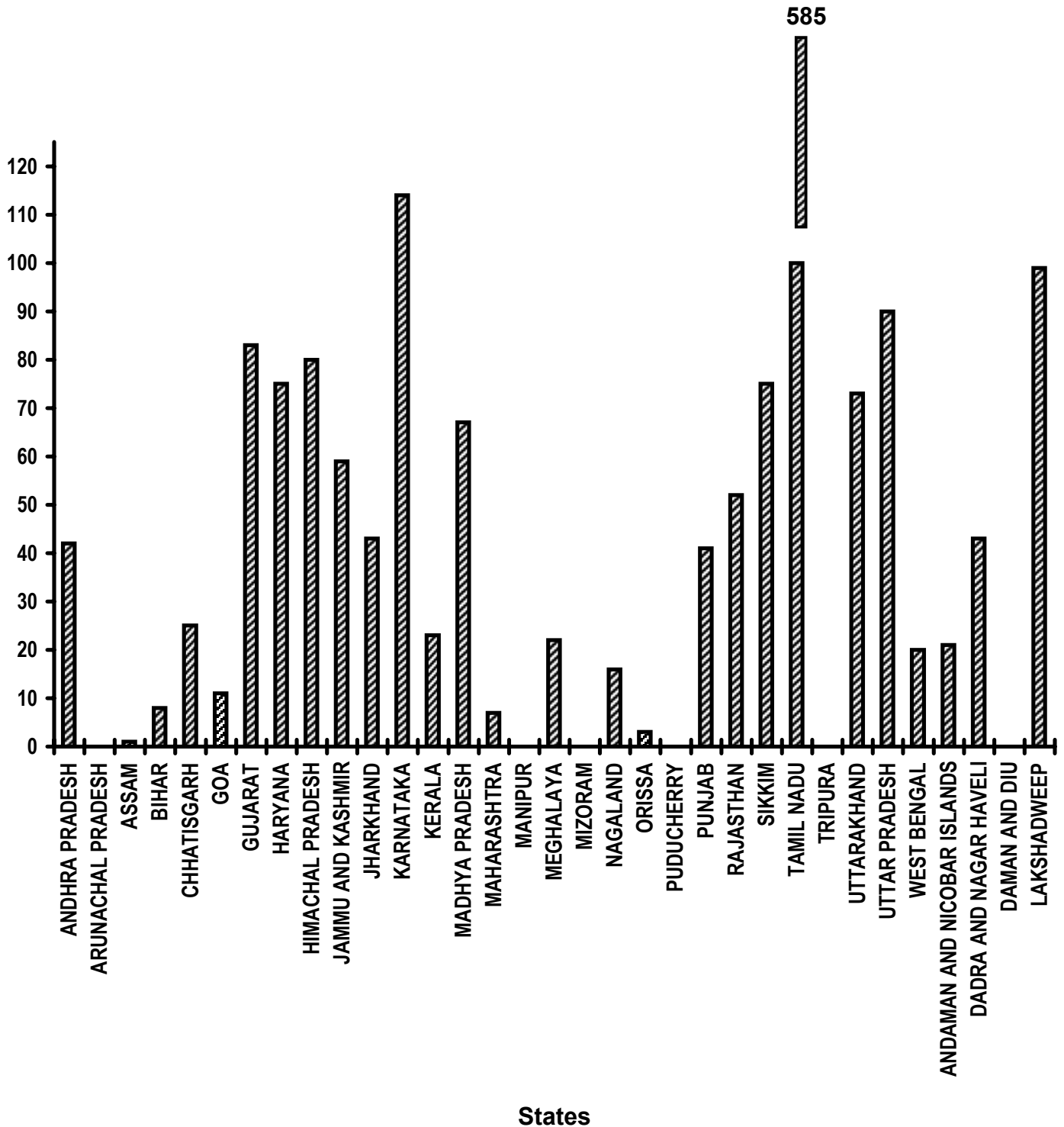


Table - 2

**Swaranjayanti Gram Swarojgar Yojana
Total Swarozgaries Assisted
(Unit: Number)**

Sl. No.	State/UT Name	Target		Achievement April,2007- January,2008	Percent Achievement April,2007- January,2008
		2007-2008	April,2007- January,2008		
(1)	(2)	(3)	(4)	(5)	(5)/(4)
1	ANDHRA PRADESH	71,390	59,490	24,798	42
2	ARUNACHAL PRADESH	3,962	3,300	0	0
3	ASSAM	1,02,960	85,800	1,083	1
4	BIHAR	1,69,832	1,41,520	11,501	8
5	CHHATISGARH	37,715	31,420	7,982	25
6	GOA	596	490	53	11
7	GUJARAT	26,873	22,390	18,671	83
8	HARYANA	15,810	13,170	9,943	75
9	HIMACHAL PRADESH	6,658	5,540	4,437	80
10	JAMMU AND KASHMIR	8,240	6,860	4,034	59
11	JHARKHAND	64,035	53,360	23,095	43
12	KARNATAKA	53,910	44,920	51,342	114
13	KERALA	24,189	20,150	4,722	23
14	MADHYA PRADESH	80,826	67,350	45,359	67
15	MAHARASHTRA	1,06,567	88,800	6,242	7
16	MANIPUR	6,902	5,750	0	0
17	MEGHALAYA	7,733	6,440	1,415	22
18	MIZORAM	1,789	1,490	0	0
19	NAGALAND	5,305	4,420	700	16
20	ORISSA	81,656	68,044	1,730	3
21	PUDUCHERRY	894	740	0	0
22	PUNJAB	7,683	6,400	2,649	41
23	RAJASTHAN	40,936	34,110	17,607	52
24	SIKKIM	1,981	1,650	1,242	75
25	TAMIL NADU	63,125	52,600	3,07,566	585
26	TRIPURA	12,463	10,380	0	0
27	UTTARAKHAND	12,873	10,720	7,838	73
28	UTTAR PRADESH	2,44,500	2,03,750	1,83,647	90
29	WEST BENGAL	90,744	75,620	15,203	20
30	ANDAMAN AND NICOBAR ISLANDS	149	120	25	21
31	DADRA AND NAGAR HAVELI	149	120	51	42
32	DAMAN AND DIU	149	120	0	0
33	LAKSHADWEEP	149	120	119	99
Grand Total		13,52,743	11,27,154	7,53,054	67

Very Good:(90% or above of targets)

KARNATAKA, TAMIL NADU, UTTAR PRADESH, LAKSHADWEEP

Good:(Between 80% to 90% targets)

GUJARAT, HIMACHAL PRADESH

Poor:(Below 80% of targets)

ANDHRA PRADESH, ARUNACHAL PRADESH, ASSAM, BIHAR, CHHATISGARH, GOA, HARYANA, JAMMU AND KASHMIR, JHARKHAND, KERALA, MADHYA PRADESH, MAHARASHTRA, MANIPUR, MEGHALAYA, MIZORAM, NAGALAND, ORISSA, PUDUCHERRY, PUNJAB, RAJASTHAN, SIKKIM, TRIPURA, UTTARAKHAND, WEST BENGAL, ANDAMAN AND NICOBAR ISLANDS, DADRA AND NAGAR HAVELI, DAMAN AND DIU

Table - 3

Sampoorna Grameen Rojgar Yojana
(Unit: Number of Mandays)

Sl. No.		State/UT Name	Total Employment Generated (Number of Mandays) April,2007- January,2008
(1)	(2)		(3)
1	ANDHRA PRADESH		1,50,92,062
2	ARUNACHAL PRADESH		0
3	ASSAM		1,70,12,000
4	BIHAR		0
5	CHHATISGARH		11,80,000
6	DELHI		0
7	GOA		6
8	GUJARAT		57,24,000
9	HARYANA		38,98,800
10	HIMACHAL PRADESH		8,34,000
11	JAMMU AND KASHMIR		12,94,000
12	JHARKHAND		1,22,35,705
13	KARNATAKA		1,26,93,000
14	KERALA		50,27,000
15	MADHYA PRADESH		1,10,84,000
16	MAHARASHTRA		1,78,74,000
17	MANIPUR		16,57,000
18	MEGHALAYA		12,68,000
19	MIZORAM		0
20	NAGALAND		24,69,000
21	ORISSA		42,75,000
22	PUDUCHERRY		40,400
23	PUNJAB		23,19,000
24	RAJASTHAN		92,56,000
25	SIKKIM		2,65,000
26	TAMIL NADU		1,80,78,000
27	TRIPURA		17,60,000
28	UTTARAKHAND		47,55,000
29	UTTAR PRADESH		3,24,18,941
30	WEST BENGAL		71,93,000
31	ANDAMAN AND NICOBAR ISLANDS		12,154
32	CHANDIGARH		0
33	DADRA AND NAGAR HAVELI		0
34	DAMAN AND DIU		0
35	LAKSHADWEEP		1,16,000
Grand Total			18,98,31,068

Table - 4(A)

**Self Help Groups (SHG)
(Unit: Number)**

Sl. No.		State/UT Name	Formed under SGSY (Number) April,2007- January,2008
(1)	(2)		(3)
1		ANDHRA PRADESH	47,437
2		ARUNACHAL PRADESH	0
3		ASSAM	10,197
4		BIHAR	8,234
5		CHHATISGARH	2,538
6		DELHI	0
7		GOA	63
8		GUJARAT	4,323
9		HARYANA	1,616
10		HIMACHAL PRADESH	528
11		JAMMU AND KASHMIR	766
12		JHARKHAND	17,784
13		KARNATAKA	5,421
14		KERALA	1,580
15		MADHYA PRADESH	3,508
16		MAHARASHTRA	23,617
17		MANIPUR	0
18		MEGHALAYA	802
19		MIZORAM	0
20		NAGALAND	334
21		ORISSA	11,893
22		PUDUCHERRY	0
23		PUNJAB	610
24		RAJASTHAN	6,078
25		SIKKIM	295
26		TAMIL NADU	15,567
27		TRIPURA	1,041
28		UTTARAKHAND	277
29		UTTAR PRADESH	22,652
30		WEST BENGAL	29,954
31		ANDAMAN AND NICOBAR ISLANDS	43
32		CHANDIGARH	0
33		DADRA AND NAGAR HAVELI	0
34		DAMAN AND DIU	0
35		LAKSHADWEEP	0
Grand Total			2,17,158

Self Help Groups (SHG)

To whom income generating activities provided

% Achievement of Target

During April, 2007 to January, 2008

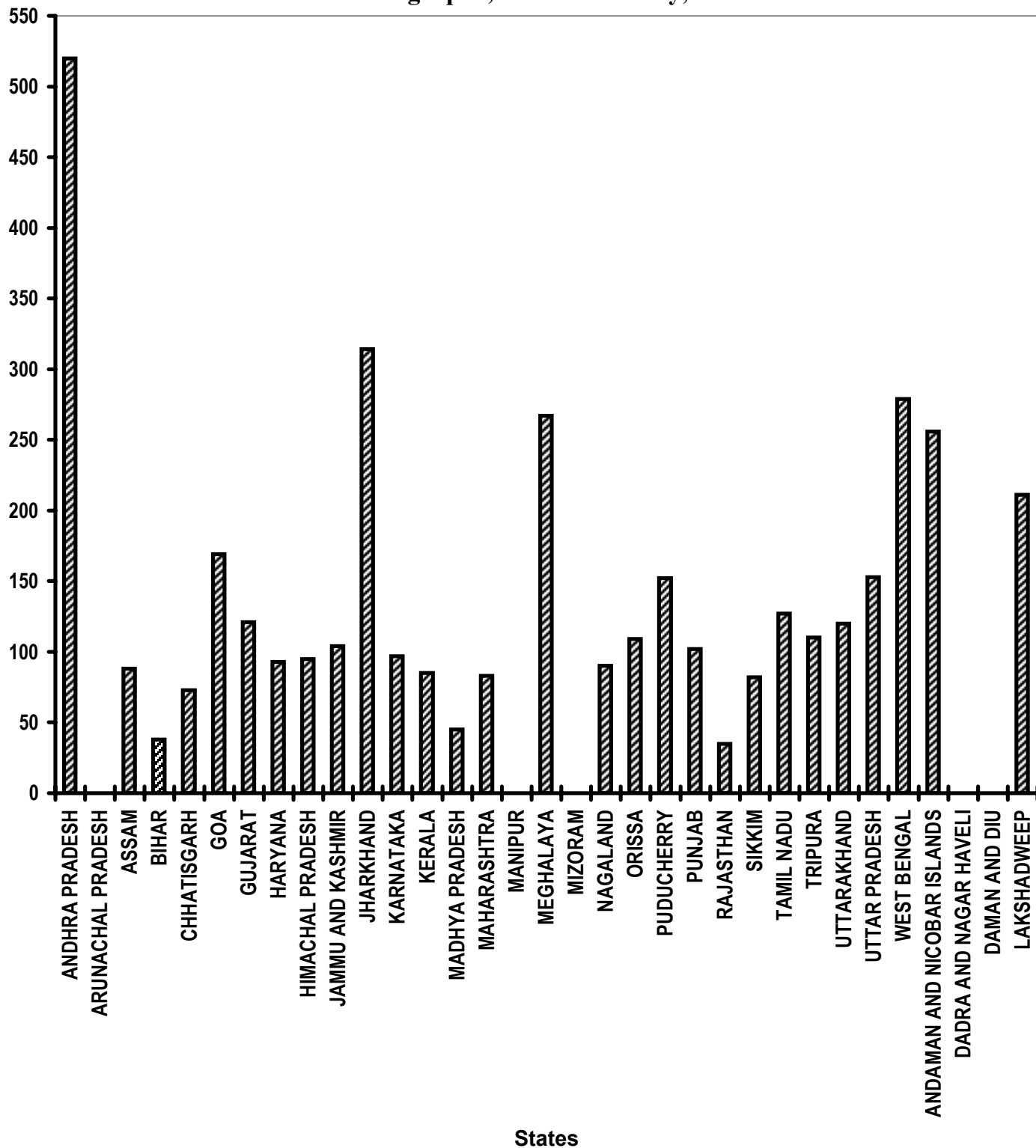


Table - 4(B)

Self Help Groups (SHG)
To whom income generating activities provided
(Unit: Number)

Sl. No.	State/UT Name	Target		Achievement	Percent
		2007-2008	April,2007- January,2008	April,2007- January,2008	Achievement April,2007- January,2008
(1)	(2)	(3)	(4)	(5)	(5)/(4)
1	ANDHRA PRADESH	5,596	4,290	22,304	520
2	ARUNACHAL PRADESH	311	238	0	0
3	ASSAM	8,071	6,187	5,428	88
4	BIHAR	13,313	10,207	3,865	38
5	CHHATISGARH	2,956	2,266	1,651	73
6	GOA	47	35	59	169
7	GUJARAT	2,106	1,614	1,955	121
8	HARYANA	1,239	950	883	93
9	HIMACHAL PRADESH	522	400	379	95
10	JAMMU AND KASHMIR	646	495	513	104
11	JHARKHAND	5,019	3,848	12,084	314
12	KARNATAKA	4,226	3,240	3,138	97
13	KERALA	1,896	1,453	1,237	85
14	MADHYA PRADESH	6,336	4,858	2,175	45
15	MAHARASHTRA	8,353	6,404	5,309	83
16	MANIPUR	541	414	0	0
17	MEGHALAYA	606	464	1,237	267
18	MIZORAM	140	107	0	0
19	NAGALAND	416	318	287	90
20	ORISSA	6,401	4,906	5,371	109
21	PUDUCHERRY	70	54	82	152
22	PUNJAB	602	461	468	102
23	RAJASTHAN	3,209	2,460	868	35
24	SIKKIM	155	119	98	82
25	TAMIL NADU	4,948	3,793	4,801	127
26	TRIPURA	977	749	826	110
27	UTTARAKHAND	1,009	773	930	120
28	UTTAR PRADESH	19,165	14,694	22,549	153
29	WEST BENGAL	7,113	5,454	15,203	279
30	ANDAMAN AND NICOBAR ISLANDS	12	9	23	256
31	DADRA AND NAGAR HAVELI	12	10	0	0
32	DAMAN AND DIU	12	9	0	0
33	LAKSHADWEEP	12	9	19	211
Grand Total		1,06,037	81,288	1,13,742	140

Very Good:(90% or above of targets)

ANDHRA PRADESH, GOA, GUJARAT, HARYANA, HIMACHAL PRADESH, JAMMU AND KASHMIR, JHARKHAND, KARNATAKA, MEGHALAYA, NAGALAND, ORISSA, PUDUCHERRY, PUNJAB, TAMIL NADU, TRIPURA, UTTARAKHAND, UTTAR PRADESH, WEST BENGAL, ANDAMAN AND NICOBAR ISLANDS, LAKSHADWEEP

Good:(Between 80% to 90% targets)

ASSAM, KERALA, MAHARASHTRA, SIKKIM

Poor:(Below 80% of targets)

ARUNACHAL PRADESH, BIHAR, CHHATISGARH, MADHYA PRADESH, MANIPUR, MIZORAM, RAJASTHAN, DADRA AND NAGAR HAVELI, DAMAN AND DIU

Table - 5

**Distribution of waste land to the landless
Total Land Distributed
(Unit: Hectare)**

Sl. No.	State/UT Name	Achievement April,2007- January,2008
(1)	(2)	(3)
1	ANDHRA PRADESH	50,043
2	ARUNACHAL PRADESH	0
3	ASSAM	284
4	BIHAR	633
5	CHHATISGARH	9,687
6	DELHI	0
7	GOA	0
8	GUJARAT	2,301
9	HARYANA	0
10	HIMACHAL PRADESH	0
11	JAMMU AND KASHMIR	0
12	JHARKHAND	11,118
13	KARNATAKA	0
14	KERALA	2,179
15	MADHYA PRADESH	10
16	MAHARASHTRA	1,72,059
17	MANIPUR	0
18	MEGHALAYA	0
19	MIZORAM	0
20	NAGALAND	0
21	ORISSA	737
22	PUDUCHERRY	5
23	PUNJAB	0
24	RAJASTHAN	0
25	SIKKIM	0
26	TAMIL NADU	33,827
27	TRIPURA	0
28	UTTARAKHAND	13
29	UTTAR PRADESH	7,887
30	WEST BENGAL	0
31	ANDAMAN AND NICOBAR ISLANDS	0
32	CHANDIGARH	0
33	DADRA AND NAGAR HAVELI	0
34	DAMAN AND DIU	0
35	LAKSHADWEEP	0
<i>Grand Total</i>		2,90,783

Table - 6(A)

Minimum Wages Enforcement (including Farm Labour)

Sl. No.	State/UT Name	Agriculture and Farm Workers: Inspections made (Number) April,2007-January,2008	Agriculture and Farm Workers: Irregularities detected (Number) April,2007-January,2008	Agriculture and Farm Workers: Irregularities rectified (Number) April,2007-January,2008
(1)	(2)	(3)	(4)	(5)
1	ANDHRA PRADESH	0	0	0
2	ARUNACHAL PRADESH	0	0	0
3	ASSAM	0	0	0
4	BIHAR	82,625	13,135	13,152
5	CHHATISGARH	0	0	0
6	DELHI	811	419	462
7	GOA	0	0	0
8	GUJARAT	37,663	11,772	11,280
9	HARYANA	0	0	0
10	HIMACHAL PRADESH	0	0	0
11	JAMMU AND KASHMIR	0	0	0
12	JHARKHAND	0	0	0
13	KARNATAKA	0	0	0
14	KERALA	1	3	3
15	MADHYA PRADESH	0	0	0
16	MAHARASHTRA	0	0	0
17	MANIPUR	0	0	0
18	MEGHALAYA	50	0	0
19	MIZORAM	0	0	0
20	NAGALAND	0	0	0
21	ORISSA	6,600	5,464	4,109
22	PUDUCHERRY	626	0	0
23	PUNJAB	700	6	6
24	RAJASTHAN	877	12	13
25	SIKKIM	0	0	0
26	TAMIL NADU	0	0	0
27	TRIPURA	105	0	0
28	UTTARAKHAND	560	39	29
29	UTTAR PRADESH	8,407	1,713	0
30	WEST BENGAL	1,609	723	710
31	ANDAMAN AND NICOBAR ISLANDS	0	0	0
32	CHANDIGARH	23	7	7
33	DADRA AND NAGAR HAVELI	0	0	0
34	DAMAN AND DIU	0	0	0
35	LAKSHADWEEP	0	0	0
Grand Total		1,40,657	33,293	29,771

Table - 6(B)

Minimum Wages Enforcement (including Farm Labour)
(Unit: Number)

Sl. No.	State/UT Name	Agriculture and Farm Workers:	Agriculture and Farm Workers:
		Claims filed (Number) April,2007-January,2008	Claims settled (Number) April,2007-January,2008
(1)	(2)	(3)	(4)
1	ANDHRA PRADESH	0	0
2	ARUNACHAL PRADESH	0	0
3	ASSAM	0	0
4	BIHAR	4,577	4,212
5	CHHATISGARH	0	0
6	DELHI	57	19
7	GOA	0	0
8	GUJARAT	0	74
9	HARYANA	18	15
10	HIMACHAL PRADESH	0	0
11	JAMMU AND KASHMIR	0	0
12	JHARKHAND	0	0
13	KARNATAKA	0	0
14	KERALA	0	0
15	MADHYA PRADESH	0	0
16	MAHARASHTRA	0	0
17	MANIPUR	0	0
18	MEGHALAYA	0	0
19	MIZORAM	0	0
20	NAGALAND	1	0
21	ORISSA	0	0
22	PUDUCHERRY	0	0
23	PUNJAB	0	0
24	RAJASTHAN	69	46
25	SIKKIM	0	0
26	TAMIL NADU	0	0
27	TRIPURA	0	0
28	UTTARAKHAND	0	0
29	UTTAR PRADESH	0	0
30	WEST BENGAL	0	0
31	ANDAMAN AND NICOBAR ISLANDS	0	0
32	CHANDIGARH	0	0
33	DADRA AND NAGAR HAVELI	0	0
34	DAMAN AND DIU	0	0
35	LAKSHADWEEP	0	0
Grand Total		4,722	4,366

Table - 6(C)

Minimum Wages Enforcement (including Farm Labour)

Sl. No.	State/UT Name	Agriculture and Farm Workers: Prosecution cases Pending (Number) April,2007-January,2008	Agriculture and Farm Workers: Prosecution cases filed (Number) April,2007-January,2008	Agriculture and Farm Workers: Prosecution cases decided (Number) April,2007-January,2008
		(3)	(4)	(5)
1	ANDHRA PRADESH	0	0	0
2	ARUNACHAL PRADESH	0	0	0
3	ASSAM	0	0	0
4	BIHAR	3,002	23	0
5	CHHATISGARH	0	0	0
6	DELHI	1,566	70	0
7	GOA	0	0	0
8	GUJARAT	12,256	148	391
9	HARYANA	0	0	0
10	HIMACHAL PRADESH	0	0	0
11	JAMMU AND KASHMIR	0	0	0
12	JHARKHAND	0	0	0
13	KARNATAKA	0	0	0
14	KERALA	0	0	0
15	MADHYA PRADESH	0	0	0
16	MAHARASHTRA	0	0	0
17	MANIPUR	0	0	0
18	MEGHALAYA	0	0	0
19	MIZORAM	0	0	0
20	NAGALAND	0	0	0
21	ORISSA	888	0	0
22	PUDUCHERRY	0	0	0
23	PUNJAB	0	0	0
24	RAJASTHAN	814	17	3
25	SIKKIM	0	0	0
26	TAMIL NADU	0	0	0
27	TRIPURA	0	0	0
28	UTTARAKHAND	27	8	0
29	UTTAR PRADESH	314	0	0
30	WEST BENGAL	955	0	0
31	ANDAMAN AND NICOBAR ISLANDS	0	0	0
32	CHANDIGARH	136	3	9
33	DADRA AND NAGAR HAVELI	0	0	0
34	DAMAN AND DIU	0	0	0
35	LAKSHADWEEP	0	0	0
Grand Total		19,958	269	403

Food security (Targeted Public Distribution system)

Off take

% Achievement of Target
During April, 2007 to January, 2008

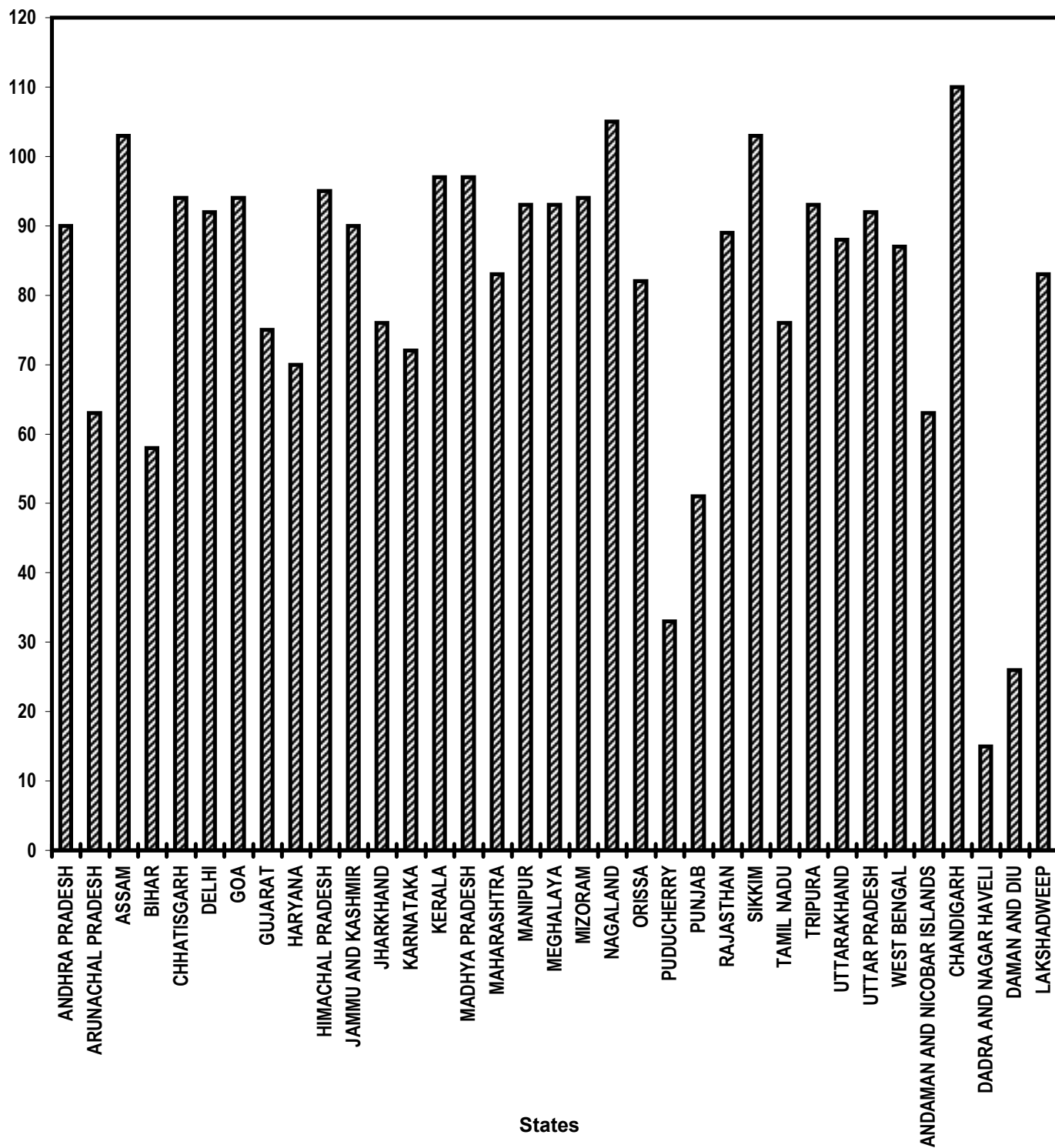


Table - 7(A)

Food security (Targeted Public Distribution system)

Sl. No.	State/UT Name	Allocation of Food Grains (Tonnes) April,2008-January,2008	Off take April,2008-January,2008	Percentage of offtake w.r.t. Allocation of Food Grains
(1)	(2)	(3)	(4)	(5)
1	ANDHRA PRADESH	32,39,942	29,19,059	90
2	ARUNACHAL PRADESH	86,622	54,432	63
3	ASSAM	11,23,247	11,61,933	103
4	BIHAR	23,08,951	13,43,966	58
5	CHHATISGARH	6,86,456	6,47,089	94
6	DELHI	6,19,433	5,71,028	92
7	GOA	27,852	26,150	94
8	GUJARAT	9,53,663	7,16,853	75
9	HARYANA	3,74,403	2,62,695	70
10	HIMACHAL PRADESH	4,01,502	3,79,597	95
11	JAMMU AND KASHMIR	6,87,461	6,18,106	90
12	JHARKHAND	8,80,624	6,71,835	76
13	KARNATAKA	22,00,493	15,76,532	72
14	KERALA	9,77,617	9,44,073	97
15	MADHYA PRADESH	15,22,540	14,82,622	97
16	MAHARASHTRA	24,01,191	20,01,885	83
17	MANIPUR	89,275	83,002	93
18	MEGHALAYA	1,15,427	1,07,646	93
19	MIZORAM	70,519	66,051	94
20	NAGALAND	1,09,747	1,15,042	105
21	ORISSA	15,82,671	12,94,653	82
22	PUDUCHERRY	55,010	17,965	33
23	PUNJAB	2,27,269	1,16,723	51
24	RAJASTHAN	10,67,880	9,49,049	89
25	SIKKIM	38,412	39,665	103
26	TAMIL NADU	40,44,013	30,53,377	76
27	TRIPURA	2,17,147	2,00,975	93
28	UTTARAKHAND	2,88,509	2,54,772	88
29	UTTAR PRADESH	37,93,938	34,73,910	92
30	WEST BENGAL	24,98,180	21,82,439	87
31	ANDAMAN AND NICOBAR ISLANDS	24,732	15,504	63
32	CHANDIGARH	3,490	3,843	110
33	DADRA AND NAGAR HAVELI	9,754	1,447	15
34	DAMAN AND DIU	2,300	609	26
35	LAKSHADWEEP	4,069	3,377	83
Grand Total		3,27,34,339	2,73,57,904	84

Very Good:(90% or above of targets)

ANDHRA PRADESH, ASSAM, CHHATISGARH, DELHI, GOA, HIMACHAL PRADESH, JAMMU AND KASHMIR, KERALA, MADHYA PRADESH, MANIPUR, MEGHALAYA, MIZORAM, NAGALAND, SIKKIM, TRIPURA, UTTAR PRADESH, CHANDIGARH

Good:(Between 80% to 90% targets)

MAHARASHTRA, ORISSA, RAJASTHAN, UTTARAKHAND, WEST BENGAL, LAKSHADWEEP

Poor:(Below 80% of targets)

ARUNACHAL PRADESH, BIHAR, GUJARAT, HARYANA, JHARKHAND, KARNATAKA, PUDUCHERRY, PUNJAB, TAMIL NADU, ANDAMAN AND NICOBAR ISLANDS, DADRA AND NAGAR HAVELI, DAMAN AND DIU

Food security(Antodaya Anna Yojana)

Off take

% Achievement of Target
During April, 2007 to January, 2008

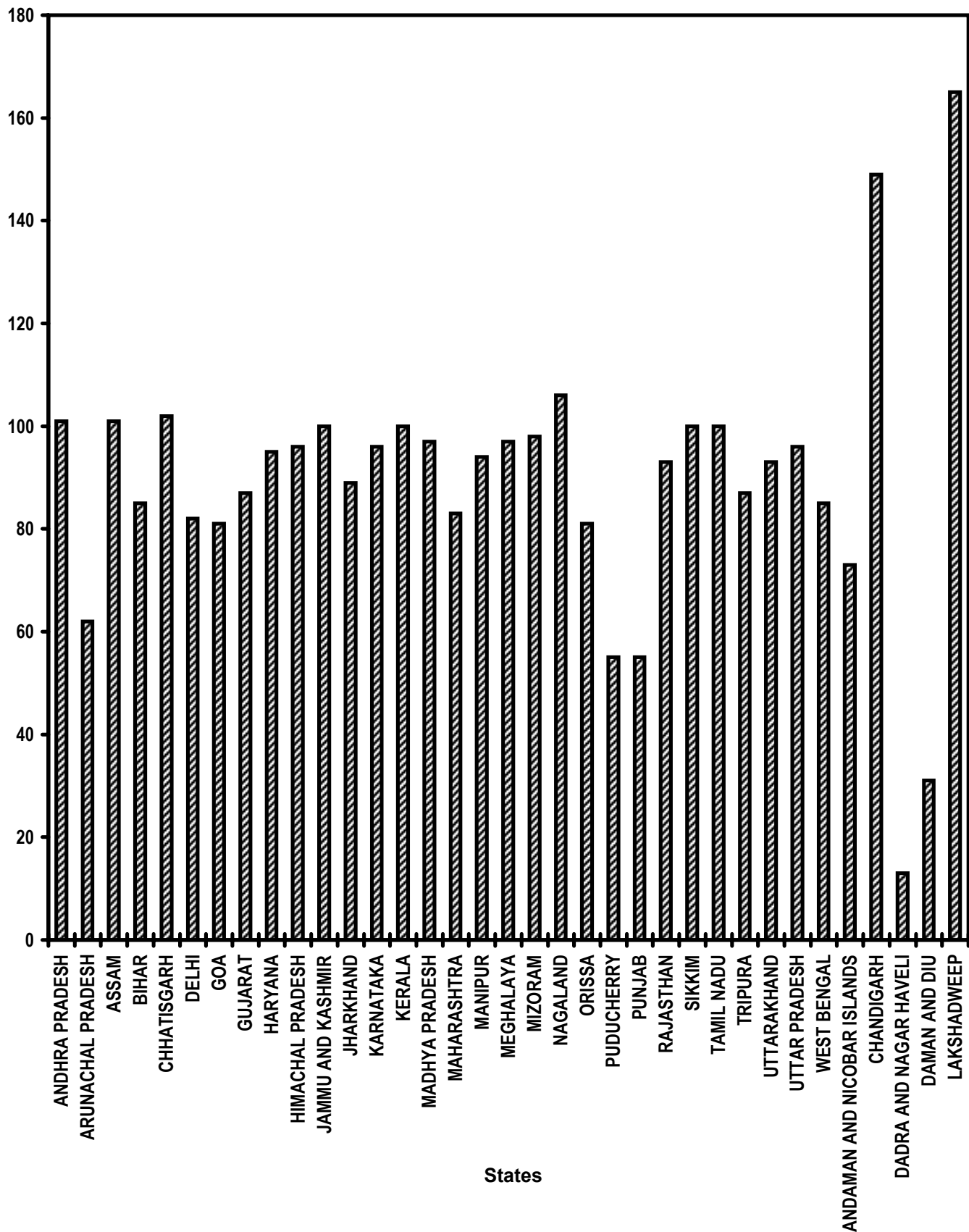


Table - 7(B)

Food Security (Antodaya Anna Yojana)

Sl. No.	State/UT Name	Allocation of Food Grains (Tonnes) April,2007-January,2008	Off take April,2007-January,2008	Percentage of offtake w.r.t. Allocation of Food Grains
(1)	(2)	(3)	(4)	(5)
1	ANDHRA PRADESH	5,45,240	5,49,379	101
2	ARUNACHAL PRADESH	13,310	8,188	62
3	ASSAM	2,46,164	2,48,142	101
4	BIHAR	8,49,990	7,19,747	85
5	CHHATISGARH	2,51,620	2,57,844	102
6	DELHI	35,392	29,049	82
7	GOA	5,090	4,132	81
8	GUJARAT	2,83,400	2,47,272	87
9	HARYANA	1,02,350	97,369	95
10	HIMACHAL PRADESH	68,950	66,089	96
11	JAMMU AND KASHMIR	89,490	89,416	100
12	JHARKHAND	2,87,835	2,57,321	89
13	KARNATAKA	4,19,910	4,02,250	96
14	KERALA	2,08,550	2,08,570	100
15	MADHYA PRADESH	5,52,952	5,34,879	97
16	MAHARASHTRA	8,49,191	7,06,807	83
17	MANIPUR	18,112	16,954	94
18	MEGHALAYA	24,570	23,821	97
19	MIZORAM	9,100	8,911	98
20	NAGALAND	16,640	17,650	106
21	ORISSA	4,42,600	3,59,875	81
22	PUDUCHERRY	11,290	6,240	55
23	PUNJAB	52,853	29,198	55
24	RAJASTHAN	3,26,240	3,03,322	93
25	SIKKIM	5,780	5,784	100
26	TAMIL NADU	6,52,620	6,53,334	100
27	TRIPURA	38,018	33,135	87
28	UTTARAKHAND	52,930	49,141	93
29	UTTAR PRADESH	14,32,900	13,79,523	96
30	WEST BENGAL	5,18,070	4,40,854	85
31	ANDAMAN AND NICOBAR ISLANDS	1,500	1,096	73
32	CHANDIGARH	740	1,102	149
33	DADRA AND NAGAR HAVELI	1,830	243	13
34	DAMAN AND DIU	530	163	31
35	LAKSHADWEEP	382	632	165
Grand Total		84,16,139	77,57,432	92

Very Good:(90% or above of targets)

ANDHRA PRADESH, ASSAM, CHHATISGARH, HARYANA, HIMACHAL PRADESH, JAMMU AND KASHMIR, KARNATAKA, KERALA, MADHYA PRADESH, MANIPUR, MEGHALAYA, MIZORAM, NAGALAND, RAJASTHAN, SIKKIM, TAMIL NADU, UTTARAKHAND, UTTAR PRADESH, CHANDIGARH, LAKSHADWEEP

Good:(Between 80% to 90% targets)

BIHAR, DELHI, GOA, GUJARAT, JHARKHAND, MAHARASHTRA, ORISSA, TRIPURA, WEST BENGAL

Poor:(Below 80% of targets)

ARUNACHAL PRADESH, PUDUCHERRY, PUNJAB, ANDAMAN AND NICOBAR ISLANDS, DADRA AND NAGAR HAVELI, DAMAN AND DIU

Rural Housing - Indira Awaas Yojana

Houses constructed

% Achievement of Target

During April, 2007 to January, 2008

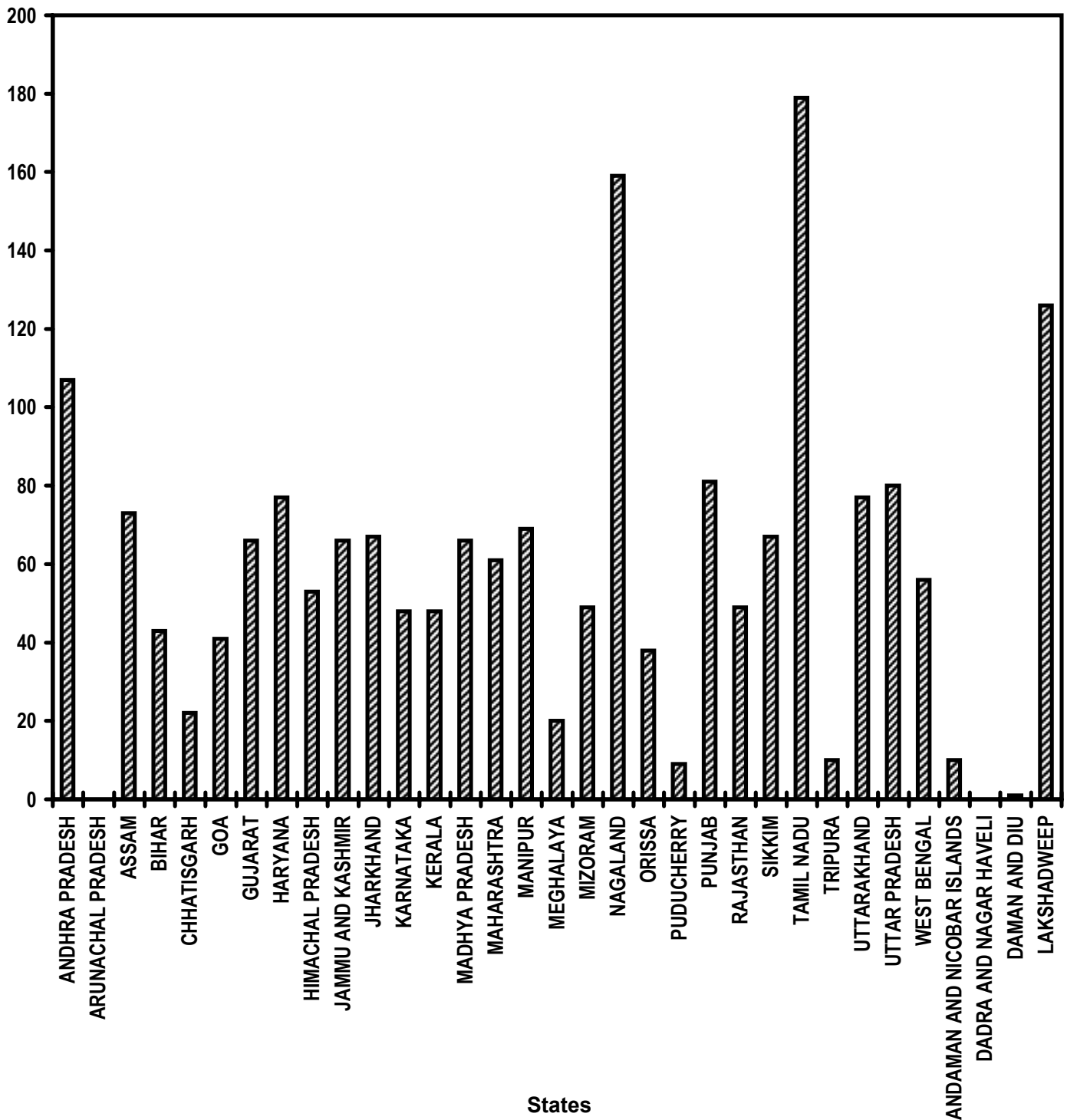


Table - 8

Rural Housing - Indira Awaas Yojana
Houses constructed
(Unit: Number)

Sl. No.	State/UT Name	Target		Achievement	Percent
		2007-2008	April,2007- January,2008	April,2007- January,2008	Achievement April,2007- January,2008
(1)	(2)	(3)	(4)	(5)	(5)/(4)
1	ANDHRA PRADESH	1,92,148	1,60,120	1,71,233	107
2	ARUNACHAL PRADESH	6,765	5,640	0	0
3	ASSAM	1,49,593	1,24,660	91,301	73
4	BIHAR	5,67,171	4,72,640	2,02,351	43
5	CHHATISGARH	29,714	24,760	5,490	22
6	GOA	1,183	980	403	41
7	GUJARAT	94,234	78,530	51,669	66
8	HARYANA	13,231	11,020	8,511	77
9	HIMACHAL PRADESH	4,242	3,530	1,869	53
10	JAMMU AND KASHMIR	13,177	10,980	7,284	66
11	JHARKHAND	50,589	42,160	28,075	67
12	KARNATAKA	74,029	61,690	29,896	48
13	KERALA	41,167	34,300	16,367	48
14	MADHYA PRADESH	59,096	49,250	32,688	66
15	MAHARASHTRA	1,15,879	96,560	58,992	61
16	MANIPUR	5,872	4,890	3,379	69
17	MEGHALAYA	10,228	8,520	1,685	20
18	MIZORAM	2,180	1,810	880	49
19	NAGALAND	6,768	5,640	8,990	159
20	ORISSA	1,11,431	92,860	35,069	38
21	PUDUCHERRY	910	760	66	9
22	PUNJAB	16,362	13,630	11,035	81
23	RAJASTHAN	47,354	39,460	19,363	49
24	SIKKIM	1,294	1,080	724	67
25	TAMIL NADU	76,932	64,110	1,14,724	179
26	TRIPURA	13,178	10,980	1,088	10
27	UTTARAKHAND	11,611	9,670	7,473	77
28	UTTAR PRADESH	2,54,750	2,12,290	1,70,270	80
29	WEST BENGAL	1,53,709	1,28,090	72,030	56
30	ANDAMAN AND NICOBAR ISLANDS	1,828	1,520	159	10
31	DADRA AND NAGAR HAVELI	305	250	0	0
32	DAMAN AND DIU	136	110	1	1
33	LAKSHADWEEP	118	100	126	126
Grand Total		21,27,184	17,72,590	11,53,191	65

Very Good:(90% or above of targets)

ANDHRA PRADESH, NAGALAND, TAMIL NADU, LAKSHADWEEP

Good:(Between 80% to 90% targets)

PUNJAB, UTTAR PRADESH

Poor:(Below 80% of targets)

ARUNACHAL PRADESH, ASSAM, BIHAR, CHHATISGARH, GOA, GUJARAT, HARYANA, HIMACHAL PRADESH, JAMMU AND KASHMIR, JHARKHAND, KARNATAKA, KERALA, MADHYA PRADESH, MAHARASHTRA, MANIPUR, MEGHALAYA, MIZORAM, ORISSA, PUDUCHERRY, RAJASTHAN, SIKKIM, TRIPURA, UTTARAKHAND, WEST BENGAL, ANDAMAN AND NICOBAR ISLANDS, DADRA AND NAGAR HAVELI, DAMAN AND DIU

EWS/LIG Houses in Urban Areas

Houses constructed

% Achievement of Target

During April, 2007 to January, 2008

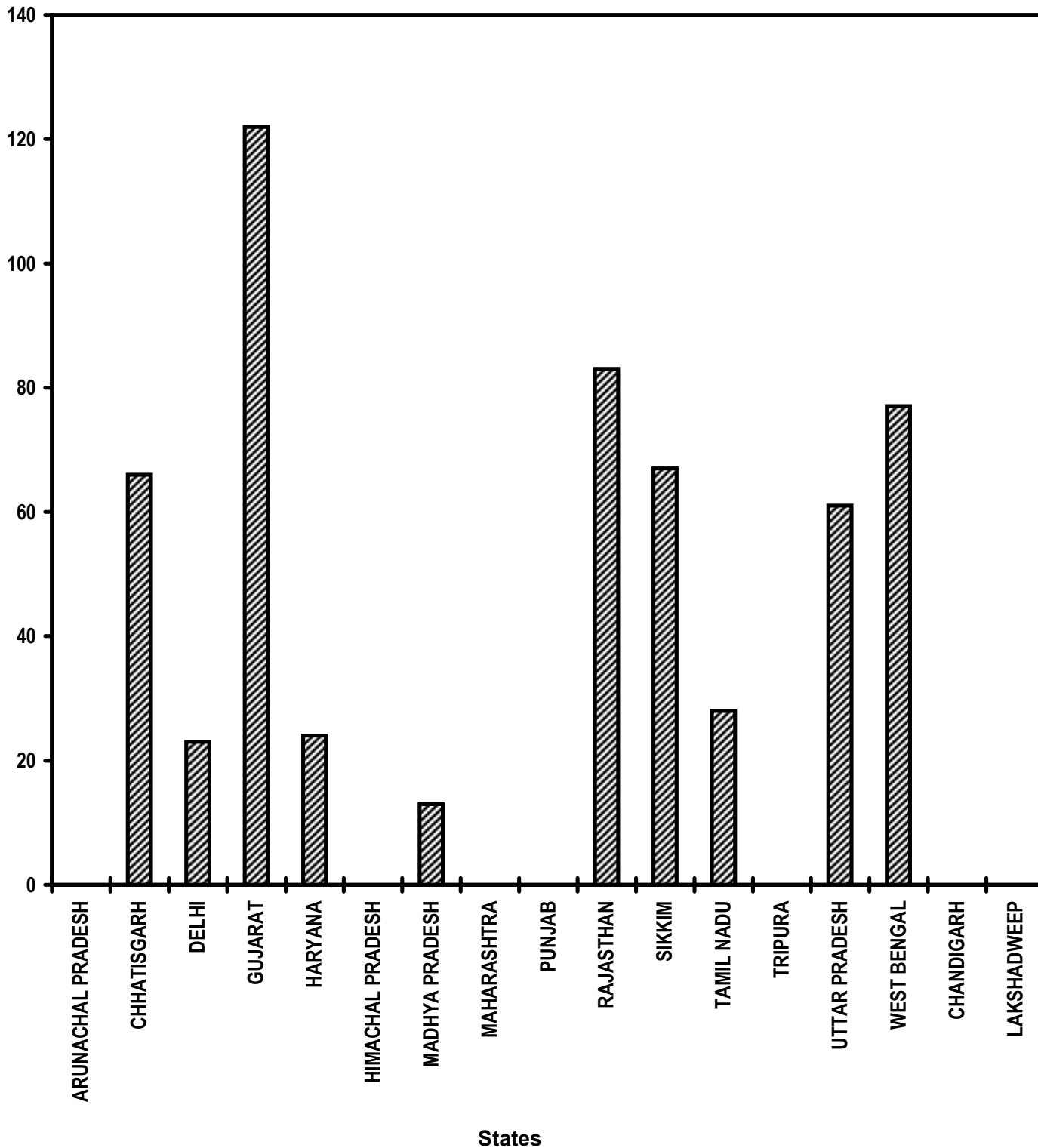


Table - 9

EWS/LIG Houses in Urban Areas
Houses constructed
(Unit: Number)

Sl. No.	State/UT Name	Target		Achievement	Percent
		2007-2008	April,2007- January,2008	April,2007- January,2008	Achievement April,2007- January,2008
(1)	(2)	(3)	(4)	(5)	(5)/(4)
1	ARUNACHAL PRADESH	3,277	2,730	0	0
2	CHHATISGARH	11,500	9,580	6,315	66
3	DELHI	26,486	22,070	5,050	23
4	GUJARAT	500	410	500	122
5	HARYANA	1,340	1,110	266	24
6	HIMACHAL PRADESH	252	210	0	0
7	MADHYA PRADESH	6,474	5,390	707	13
8	MAHARASHTRA	52,616	43,840	0	0
9	PUNJAB	7,500	6,250	0	0
10	RAJASTHAN	2,030	1,690	1,397	83
11	SIKKIM	4	3	2	67
12	TAMIL NADU	6,000	5,000	1,383	28
13	TRIPURA	5,400	4,500	0	0
14	UTTAR PRADESH	4,700	3,910	2,391	61
15	WEST BENGAL	348	290	224	77
16	CHANDIGARH	5,449	4,540	0	0
17	LAKSHADWEEP	80	60	0	0
<i>Grand Total</i>		1,33,956	1,11,583	18,235	16

Very Good:(90% or above of targets)

GUJARAT

Good:(Between 80% to 90% targets)

RAJASTHAN

Poor:(Below 80% of targets)

ARUNACHAL PRADESH, CHHATISGARH, DELHI, HARYANA, HIMACHAL PRADESH, MADHYA PRADESH, MAHARASHTRA, PUNJAB, SIKKIM, TAMIL NADU, TRIPURA, UTTAR PRADESH, WEST BENGAL, CHANDIGARH, LAKSHADWEEP

Rural Areas - Accelerated Rural Water Supply Programme Habitations covered (NC and PC)

% Achievement of Target
During April, 2007 to January, 2008

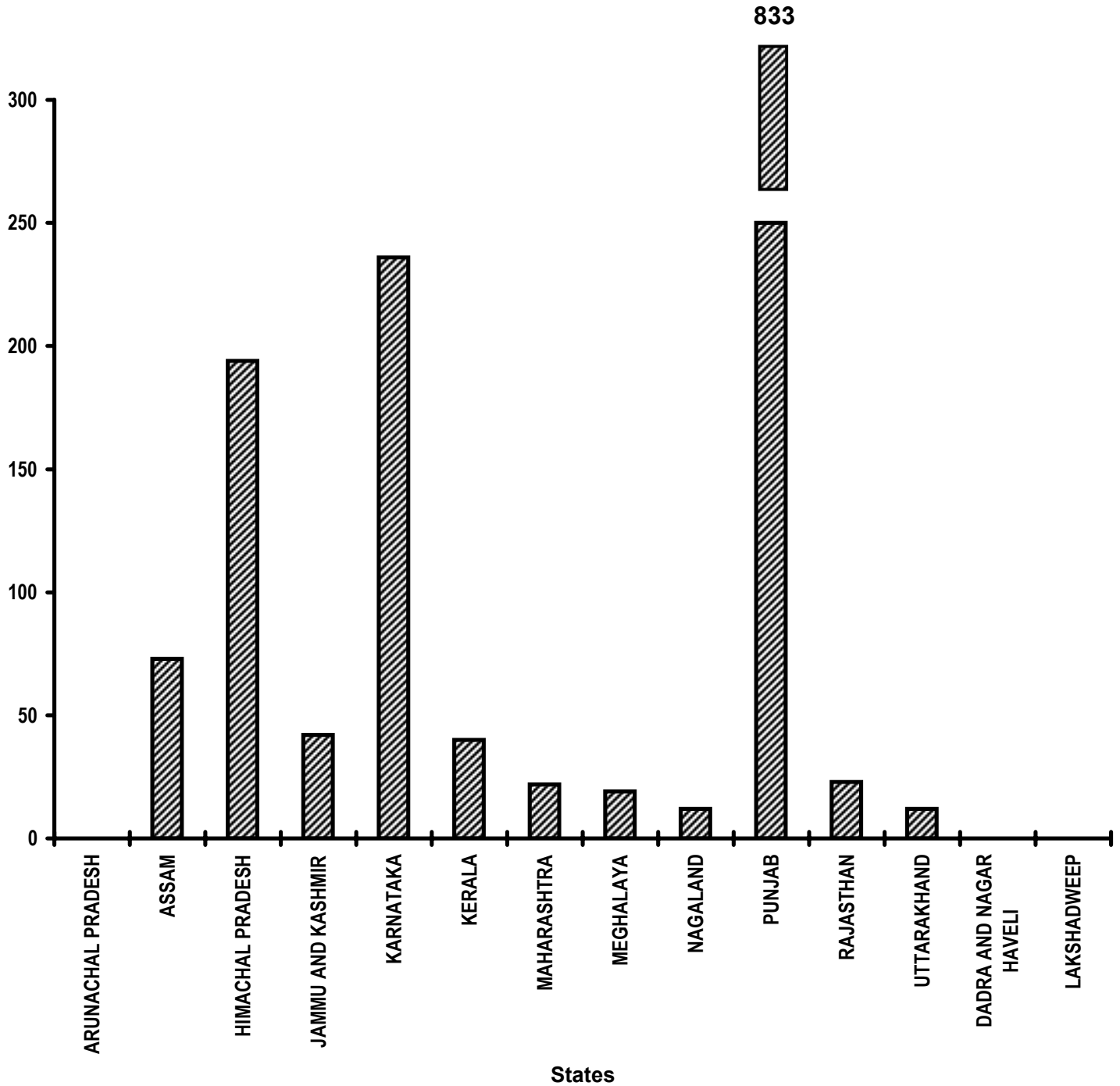


Table - 10(A)

Rural Areas - Accelerated Rural Water Supply Programme
Habitations covered (NC and PC)
(Unit: Number)

Sl. No.	State/UT Name	Target		Achievement	Percent Achievement
		2007-2008	April,2007- January,2008	April,2007- January,2008	April,2007- January,2008
(1)	(2)	(3)	(4)	(5)	(5)/(4)
1	ARUNACHAL PRADESH	103	79	0	0
2	ASSAM	2,344	1,797	1,316	73
3	HIMACHAL PRADESH	1,941	1,488	2,884	194
4	JAMMU AND KASHMIR	1,008	773	324	42
5	KARNATAKA	800	613	1,447	236
6	KERALA	2,400	1,840	738	40
7	MAHARASHTRA	7,103	5,446	1,177	22
8	MEGHALAYA	69	52	10	19
9	NAGALAND	300	230	28	12
10	PUNJAB	8	6	50	833
11	RAJASTHAN	677	519	118	23
12	UTTARAKHAND	118	90	11	12
13	DADRA AND NAGAR HAVELI	8	6	0	0
14	LAKSHADWEEP	7	5	0	0
<i>Grand Total</i>		16,886	12,944	8,103	63

Very Good:(90% or above of targets)

HIMACHAL PRADESH, KARNATAKA, PUNJAB

Poor:(Below 80% of targets)

ARUNACHAL PRADESH, ASSAM, JAMMU AND KASHMIR, KERALA, MAHARASHTRA, MEGHALAYA, NAGALAND, RAJASTHAN, UTTARAKHAND, DADRA AND NAGAR HAVELI, LAKSHADWEEP

Rural Areas - Accelerated Rural Water Supply Programme

Slipped back Habitations with
water quality problems covered

% Achievement of Target
During April, 2007 to January, 2008

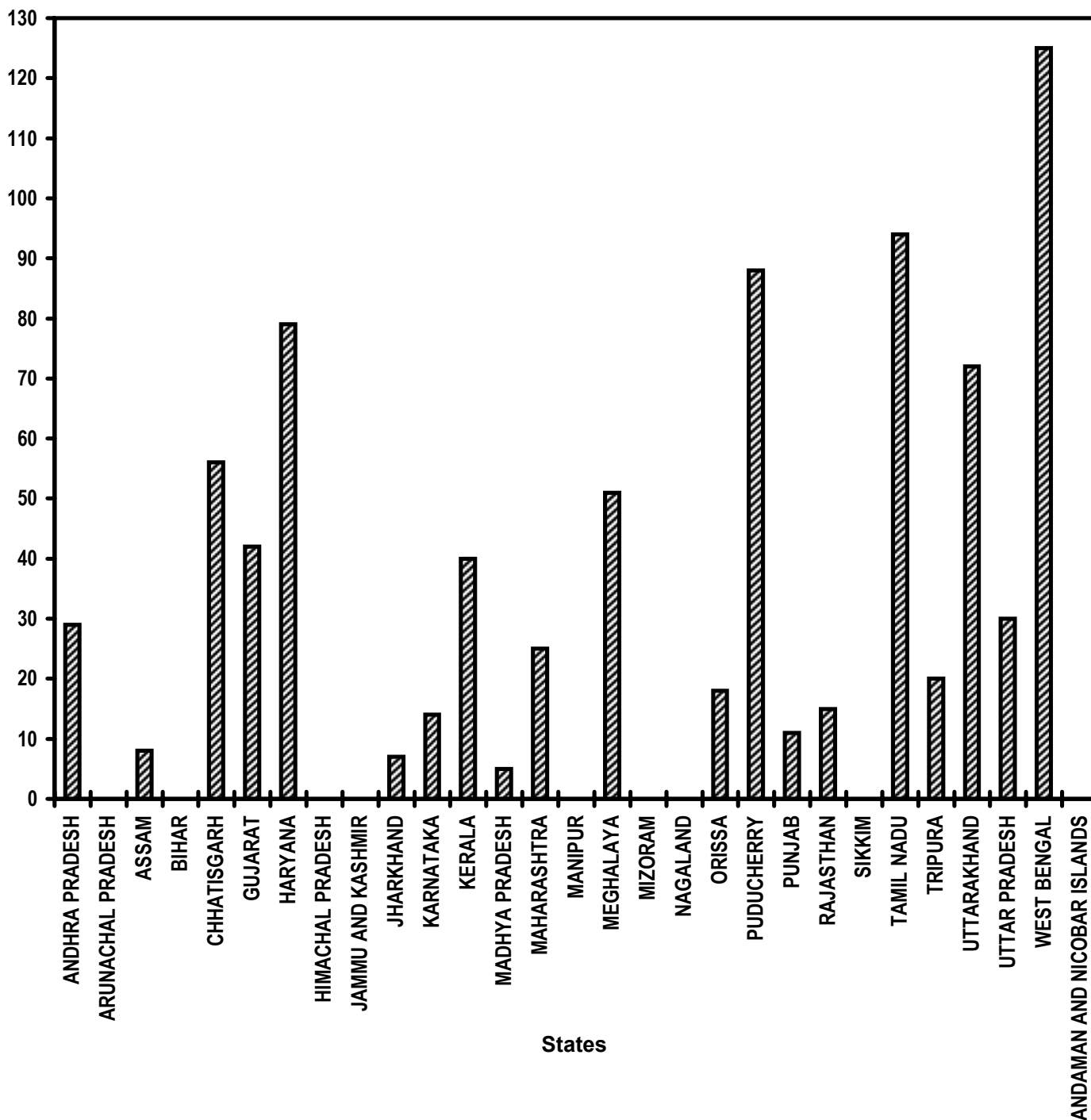


Table - 10(B)

Rural Areas - Accelerated Rural Water Supply Programme
Slipped back Habitations with water quality problems covered
(Unit: Number)

Sl. No.	State/UT Name	Target		Achievement	Percent Achievement
		2007-2008	April,2007- January,2008	April,2007- January,2008	April,2007- January,2008
(1)	(2)	(3)	(4)	(5)	(5)/(4)
1	ANDHRA PRADESH	9,910	7,629	2,179	29
2	ARUNACHAL PRADESH	1,481	1,139	0	0
3	ASSAM	10,336	8,091	673	8
4	BIHAR	20,963	16,213	76	0
5	CHHATISGARH	3,714	2,872	1,603	56
6	GUJARAT	3,139	2,470	1,029	42
7	HARYANA	823	634	502	79
8	HIMACHAL PRADESH	3,103	2,379	0	0
9	JAMMU AND KASHMIR	1,050	806	0	0
10	JHARKHAND	5,479	4,214	295	7
11	KARNATAKA	5,572	4,458	642	14
12	KERALA	145	116	46	40
13	MADHYA PRADESH	10,107	7,784	370	5
14	MAHARASHTRA	7,783	6,106	1,524	25
15	MANIPUR	3	2	0	0
16	MEGHALAYA	1,352	1,037	528	51
17	MIZORAM	89	69	0	0
18	NAGALAND	81	62	0	0
19	ORISSA	5,577	4,420	794	18
20	PUDUCHERRY	21	16	14	88
21	PUNJAB	2,427	1,887	205	11
22	RAJASTHAN	21,347	16,770	2,585	15
23	SIKKIM	254	195	0	0
24	TAMIL NADU	12,538	9,625	9,046	94
25	TRIPURA	589	466	95	20
26	UTTARAKHAND	2,376	1,821	1,309	72
27	UTTAR PRADESH	3,587	2,804	830	30
28	WEST BENGAL	4,761	3,795	4,737	125
29	ANDAMAN AND NICOBAR ISLANDS	6	5	0	0
Grand Total		1,38,613	1,07,885	29,082	27

Very Good:(90% or above of targets)

TAMIL NADU, WEST BENGAL

Good:(Between 80% to 90% targets)

PUDUCHERRY

Poor:(Below 80% of targets)

ANDHRA PRADESH, ARUNACHAL PRADESH, ASSAM, BIHAR, CHHATISGARH, GUJARAT, HARYANA, HIMACHAL PRADESH, JAMMU AND KASHMIR, JHARKHAND, KARNATAKA, KERALA, MADHYA PRADESH, MAHARASHTRA, MANIPUR, MEGHALAYA, MIZORAM, NAGALAND, ORISSA, PUNJAB, RAJASTHAN, SIKKIM, TRIPURA, UTTARAKHAND, UTTAR PRADESH, ANDAMAN AND NICOBAR ISLANDS

Immunisation of Children

Routine Immunisation comprising of Tetanus, DPT, Polio, BCG and Measles - Infants Immunised

% Achievement of Target
During April, 2007 to January, 2008

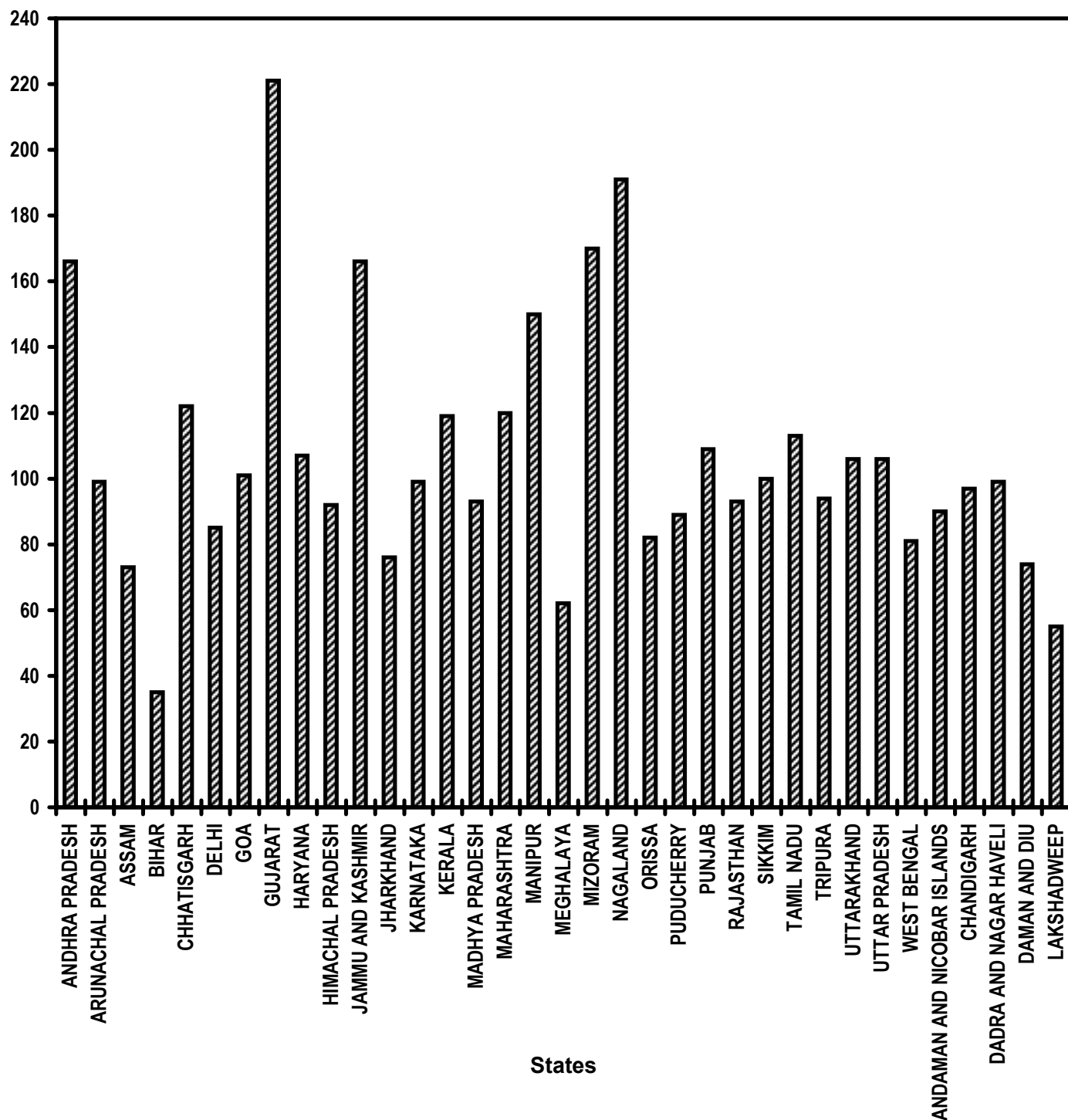


Table - 11(A)

Immunisation of Children
Routine Immunisation comprising of Tetanus, DPT, Polio, BCG and Measles - Infants Immunised
(Unit: Number)

Sl. No.	State/UT Name	Target		Achievement	Percent
		2007-2008	April,2007- January,2008	April,2007- January,2008	Achievement April,2007- January,2008
(1)	(2)	(3)	(4)	(5)	(5)/(4)
1	ANDHRA PRADESH	14,62,520	12,18,760	20,25,662	166
2	ARUNACHAL PRADESH	24,371	20,310	20,095	99
3	ASSAM	6,96,503	5,80,420	4,23,846	73
4	BIHAR	26,47,342	22,06,120	7,68,884	35
5	CHHATISGARH	6,04,854	5,04,040	6,13,960	122
6	DELHI	2,97,037	2,47,530	2,10,023	85
7	GOA	21,515	17,930	18,145	101
8	GUJARAT	12,90,956	10,75,790	23,72,245	221
9	HARYANA	5,56,839	4,64,030	4,94,929	107
10	HIMACHAL PRADESH	1,18,945	99,120	91,655	92
11	JAMMU AND KASHMIR	2,14,329	1,78,610	2,96,767	166
12	JHARKHAND	7,42,229	6,18,520	4,67,743	76
13	KARNATAKA	11,36,325	9,46,940	9,37,798	99
14	KERALA	5,11,439	4,26,200	5,05,295	119
15	MADHYA PRADESH	18,86,734	15,72,280	14,59,947	93
16	MAHARASHTRA	19,55,084	16,29,230	19,48,851	120
17	MANIPUR	35,716	29,760	44,685	150
18	MEGHALAYA	60,218	50,180	31,140	62
19	MIZORAM	18,269	15,220	25,826	170
20	NAGALAND	29,664	24,720	47,118	191
21	ORISSA	8,32,657	6,93,880	5,68,899	82
22	PUDUCHERRY	17,637	14,700	13,126	89
23	PUNJAB	4,72,322	3,93,600	4,30,104	109
24	RAJASTHAN	17,38,250	14,48,540	13,42,137	93
25	SIKKIM	11,156	9,300	9,266	100
26	TAMIL NADU	10,84,836	9,04,030	10,17,622	113
27	TRIPURA	50,559	42,130	39,431	94
28	UTTARAKHAND	1,84,980	1,54,150	1,63,442	106
29	UTTAR PRADESH	54,14,335	45,11,940	47,86,344	106
30	WEST BENGAL	16,19,384	13,49,490	10,96,992	81
31	ANDAMAN AND NICOBAR ISLANDS	6,731	5,610	5,051	90
32	CHANDIGARH	16,455	13,710	13,347	97
33	DADRA AND NAGAR HAVELI	7,074	5,890	5,852	99
34	DAMAN AND DIU	3,544	2,950	2,171	74
35	LAKSHADWEEP	1,247	1,040	574	55
Grand Total		2,57,72,056	2,14,76,670	2,22,98,972	104

Very Good:(90% or above of targets)

ANDHRA PRADESH, ARUNACHAL PRADESH, CHHATISGARH, GOA, GUJARAT, HARYANA, HIMACHAL PRADESH, JAMMU AND KASHMIR, KARNATAKA, KERALA, MADHYA PRADESH, MAHARASHTRA, MANIPUR, MIZORAM, NAGALAND, PUNJAB, RAJASTHAN, SIKKIM, TAMIL NADU, TRIPURA, UTTARAKHAND, UTTAR PRADESH, ANDAMAN AND NICOBAR ISLANDS, CHANDIGARH, DADRA AND NAGAR HAVELI

Good:(Between 80% to 90% targets)

DELHI, ORISSA, PUDUCHERRY, WEST BENGAL

Poor:(Below 80% of targets)

ASSAM, BIHAR, JHARKHAND, MEGHALAYA, DAMAN AND DIU, LAKSHADWEEP

Immunisation of Children

Pulse Polio Immunisation Programme -

Infants Immunised

% Achievement of Target
During April, 2007 to January, 2008

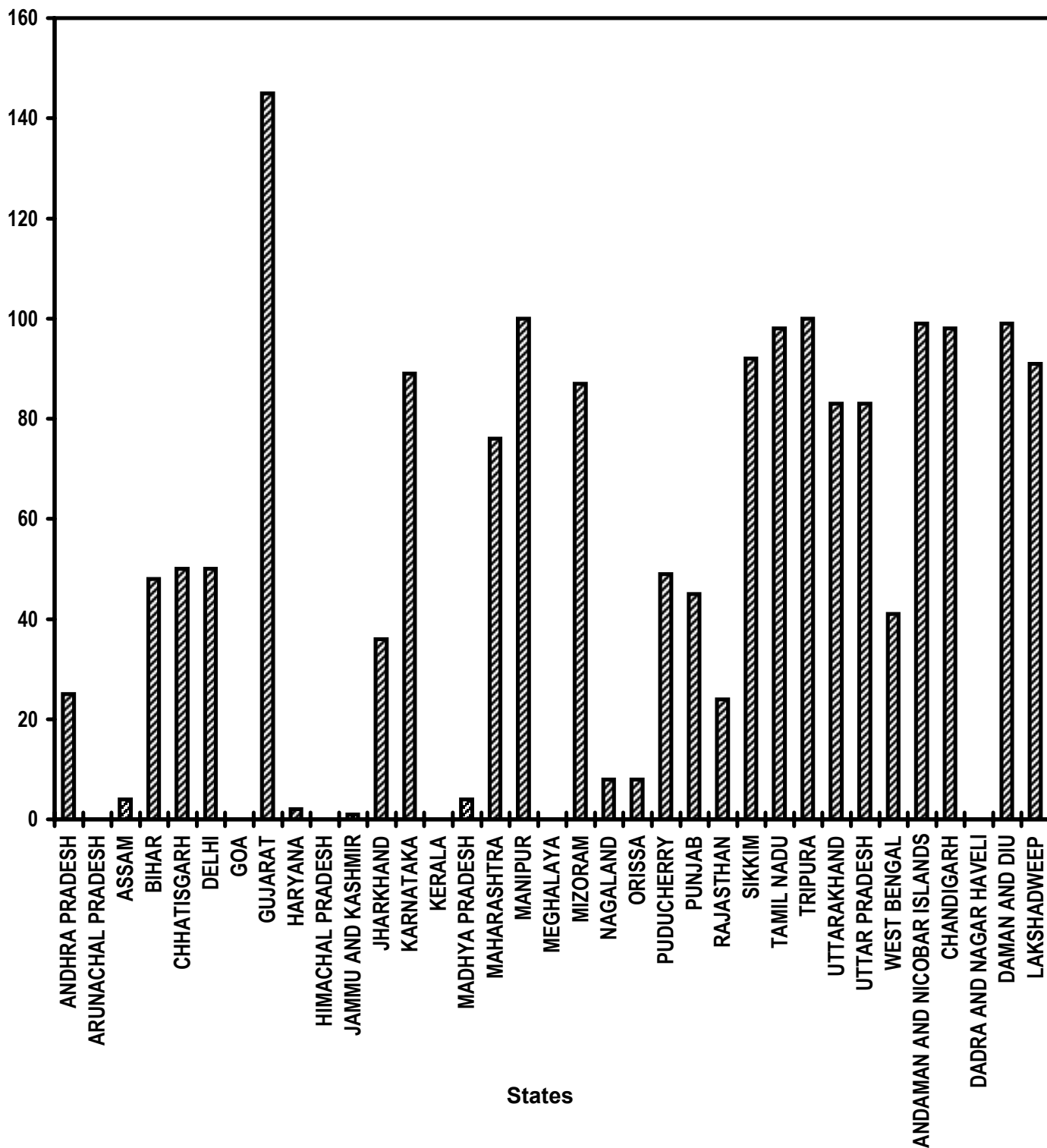


Table - 11(B)

Immunisation of Children
Pulse Polio Immunisation Programme - Infants Immunised
(Unit: Number)

Sl. No.	State/UT Name	Target		Achievement	Percent
		2007-2008	April,2007- January,2008	April,2007- January,2008	Achievement April,2007- January,2008
(1)	(2)	(3)	(4)	(5)	(5)/(4)
1	ANDHRA PRADESH	5,22,06,597	4,22,60,649	1,05,59,243	25
2	ARUNACHAL PRADESH	3,49,942	1,74,971	0	0
3	ASSAM	1,38,86,086	92,63,039	3,95,133	4
4	BIHAR	24,32,97,586	20,19,06,254	9,68,01,476	48
5	CHHATISGARH	1,05,17,022	70,12,462	35,11,333	50
6	DELHI	2,92,47,086	2,38,86,526	1,18,32,546	50
7	GOA	2,67,724	1,33,862	0	0
8	GUJARAT	2,30,34,385	1,48,23,661	2,14,30,988	145
9	HARYANA	2,64,37,223	2,24,05,375	4,75,929	2
10	HIMACHAL PRADESH	14,58,248	7,29,124	0	0
11	JAMMU AND KASHMIR	36,87,418	18,43,709	21,523	1
12	JHARKHAND	1,60,69,409	1,07,22,323	38,40,579	36
13	KARNATAKA	1,83,50,203	1,06,46,470	94,27,479	89
14	KERALA	58,27,130	29,13,565	0	0
15	MADHYA PRADESH	3,89,58,455	2,77,38,029	11,50,833	4
16	MAHARASHTRA	8,06,28,970	5,70,87,280	4,35,89,635	76
17	MANIPUR	6,88,398	3,44,199	3,42,951	100
18	MEGHALAYA	8,57,640	4,28,820	0	0
19	MIZORAM	2,36,876	1,18,438	1,03,303	87
20	NAGALAND	5,41,074	2,70,537	22,662	8
21	ORISSA	2,38,76,186	1,93,06,131	14,83,751	8
22	PUDUCHERRY	2,99,758	2,00,885	98,270	49
23	PUNJAB	1,23,81,569	85,54,639	38,36,661	45
24	RAJASTHAN	5,76,68,737	4,62,04,835	1,10,80,578	24
25	SIKKIM	1,40,226	70,113	64,650	92
26	TAMIL NADU	1,45,58,208	72,79,104	71,54,515	98
27	TRIPURA	8,36,286	4,18,143	4,18,168	100
28	UTTARAKHAND	1,17,08,769	1,01,31,398	84,52,513	83
29	UTTAR PRADESH	41,05,36,432	33,20,14,038	27,42,94,380	83
30	WEST BENGAL	2,22,69,173	1,28,88,372	53,38,728	41
31	ANDAMAN AND NICOBAR ISLANDS	68,876	34,438	34,005	99
32	CHANDIGARH	4,07,571	2,71,714	2,64,938	98
33	DADRA AND NAGAR HAVELI	80,286	40,143	0	0
34	DAMAN AND DIU	46,686	23,343	23,081	99
35	LAKSHADWEEP	12,474	6,237	5,702	91
Grand Total		1,12,14,38,709	87,21,52,826	51,60,55,553	59

Very Good:(90% or above of targets)

GUJARAT, MANIPUR, SIKKIM, TAMIL NADU, TRIPURA, ANDAMAN AND NICOBAR ISLANDS, CHANDIGARH, DAMAN AND DIU, LAKSHADWEEP

Good:(Between 80% to 90% targets)

KARNATAKA, MIZORAM, UTTARAKHAND, UTTAR PRADESH

Poor:(Below 80% of targets)

ANDHRA PRADESH, ARUNACHAL PRADESH, ASSAM, BIHAR, CHHATISGARH, DELHI, GOA, HARYANA, HIMACHAL PRADESH, JAMMU AND KASHMIR, JHARKHAND, KERALA, MADHYA PRADESH, MAHARASHTRA, MEGHALAYA, NAGALAND, ORISSA, PUDUCHERRY, PUNJAB, RAJASTHAN, WEST BENGAL, DADRA AND NAGAR HAVELI

Table - 12

**Sanitation Programme in Rural Areas
Individual Household latrines constructed
(Unit: Number)**

Sl. No.	State/UT Name	Achievement April,2007- January,2008
(1)	(2)	(3)
1	ANDHRA PRADESH	3,46,047
2	ARUNACHAL PRADESH	4,364
3	ASSAM	69,725
4	BIHAR	3,08,540
5	CHHATISGARH	4,38,285
6	DELHI	0
7	GOA	310
8	GUJARAT	5,73,486
9	HARYANA	5,99,761
10	HIMACHAL PRADESH	1,00,052
11	JAMMU AND KASHMIR	21,472
12	JHARKHAND	2,21,700
13	KARNATAKA	6,11,411
14	KERALA	2,53,500
15	MADHYA PRADESH	7,18,854
16	MAHARASHTRA	8,59,132
17	MANIPUR	2,938
18	MEGHALAYA	9,946
19	MIZORAM	14,001
20	NAGALAND	5,269
21	ORISSA	3,93,235
22	PUDUCHERRY	545
23	PUNJAB	0
24	RAJASTHAN	4,52,264
25	SIKKIM	9,131
26	TAMIL NADU	5,51,230
27	TRIPURA	1,221
28	UTTARAKHAND	57,830
29	UTTAR PRADESH	11,43,122
30	WEST BENGAL	5,08,334
31	ANDAMAN AND NICOBAR ISLANDS	0
32	CHANDIGARH	0
33	DADRA AND NAGAR HAVELI	0
34	DAMAN AND DIU	0
35	LAKSHADWEEP	0
<i>Grand Total</i>		82,75,705

Table - 13

**Institutional Delivery
Delivery in institutions
(Unit: Number)**

Sl. No.	State/UT Name	Achievement April,2007- January,2008
(1)	(2)	(3)
1	ANDHRA PRADESH	10,27,180
2	ARUNACHAL PRADESH	2,539
3	ASSAM	2,30,059
4	BIHAR	3,33,979
5	CHHATISGARH	57,802
6	DELHI	1,23,605
7	GOA	16,872
8	GUJARAT	7,37,203
9	HARYANA	0
10	HIMACHAL PRADESH	43,526
11	JAMMU AND KASHMIR	1,07,722
12	JHARKHAND	97,321
13	KARNATAKA	5,32,506
14	KERALA	4,32,842
15	MADHYA PRADESH	10,27,034
16	MAHARASHTRA	9,04,406
17	MANIPUR	15,130
18	MEGHALAYA	16,647
19	MIZORAM	0
20	NAGALAND	0
21	ORISSA	3,26,739
22	PUDUCHERRY	42,936
23	PUNJAB	1,86,657
24	RAJASTHAN	7,88,696
25	SIKKIM	4,811
26	TAMIL NADU	9,12,499
27	TRIPURA	25,308
28	UTTARAKHAND	58,068
29	UTTAR PRADESH	12,99,828
30	WEST BENGAL	6,49,041
31	ANDAMAN AND NICOBAR ISLANDS	3,974
32	CHANDIGARH	15,546
33	DADRA AND NAGAR HAVELI	296
34	DAMAN AND DIU	1,906
35	LAKSHADWEEP	1,530
<i>Grand Total</i>		1,00,24,208

SC Families Assisted

% Achievement of Target

During April, 2007 to January, 2008

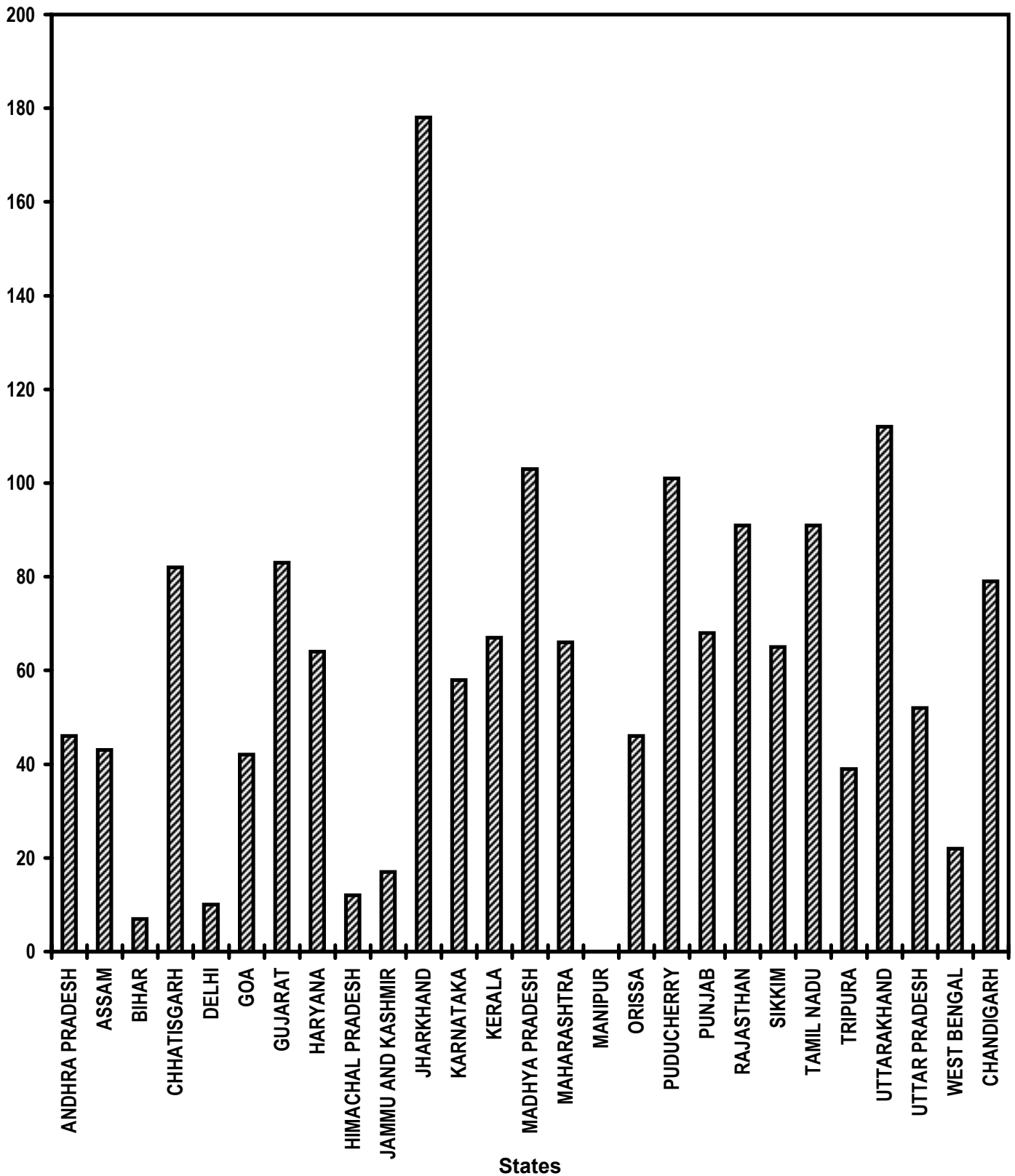


Table - 14

**SC Families Assisted
(Unit: Number)**

Sl. No.	State/UT Name	Target		Achievement	Percent
		2007-2008	April,2007- January,2008	April,2007- January,2008	Achievement April,2007- January,2008
(1)	(2)	(3)	(4)	(5)	(5)/(4)
1	ANDHRA PRADESH	4,50,000	3,75,000	1,72,836	46
2	ASSAM	44,000	36,660	15,855	43
3	BIHAR	2,55,000	2,12,500	14,465	7
4	CHHATISGARH	3,75,000	3,12,500	2,57,507	82
5	DELHI	5,000	4,160	412	10
6	GOA	550	450	188	42
7	GUJARAT	1,40,000	1,16,660	96,733	83
8	HARYANA	88,500	73,750	47,184	64
9	HIMACHAL PRADESH	58,000	48,330	5,619	12
10	JAMMU AND KASHMIR	1,100	910	151	17
11	JHARKHAND	5,50,000	4,58,330	8,13,957	178
12	KARNATAKA	5,00,000	4,16,660	2,41,943	58
13	KERALA	33,000	27,500	18,334	67
14	MADHYA PRADESH	2,43,000	2,02,500	2,09,149	103
15	MAHARASHTRA	1,54,000	1,28,330	85,317	66
16	MANIPUR	550	450	0	0
17	ORISSA	72,600	60,500	27,909	46
18	PUDUCHERRY	5,000	4,160	4,218	101
19	PUNJAB	88,000	73,330	50,064	68
20	RAJASTHAN	4,12,000	3,43,330	3,13,855	91
21	SIKKIM	2,200	1,830	1,198	65
22	TAMIL NADU	9,00,000	7,50,000	6,81,983	91
23	TRIPURA	22,000	18,330	7,138	39
24	UTTARAKHAND	7,000	5,830	6,558	112
25	UTTAR PRADESH	2,57,000	2,14,160	1,12,387	52
26	WEST BENGAL	1,10,000	91,660	20,065	22
27	CHANDIGARH	700	580	457	79
Grand Total		47,74,200	39,78,400	32,05,482	81

Very Good:(90% or above of targets)

JHARKHAND, MADHYA PRADESH, PUDUCHERRY, RAJASTHAN, TAMIL NADU, UTTARAKHAND

Good:(Between 80% to 90% targets)

CHHATISGARH, GUJARAT

Poor:(Below 80% of targets)

ANDHRA PRADESH, ASSAM, BIHAR, DELHI, GOA, HARYANA, HIMACHAL PRADESH, JAMMU AND KASHMIR, KARNATAKA, KERALA, MAHARASHTRA, MANIPUR, ORISSA, PUNJAB, SIKKIM, TRIPURA, UTTAR PRADESH, WEST BENGAL, CHANDIGARH

Table - 15

ST Families Assisted
(Unit: Number)

Sl. No.	State/UT Name	Target		Achievement	Percent
		2007-2008	April,2007- January,2008	April,2007- January,2008	Achievement April,2007- January,2008
(1)	(2)	(3)	(4)	(5)	(5)/(4)
1	ANDHRA PRADESH	-	-	1,58,585	-
2	ARUNACHAL PRADESH	-	-	0	-
3	ASSAM	-	-	1,675	-
4	BIHAR	-	-	955	-
5	CHHATISGARH	-	-	6,73,519	-
6	DELHI	-	-	0	-
7	GOA	-	-	3,848	-
8	GUJARAT	-	-	1,01,286	-
9	HARYANA	-	-	0	-
10	HIMACHAL PRADESH	-	-	6,515	-
11	JAMMU AND KASHMIR	-	-	175	-
12	JHARKHAND	-	-	17,43,628	-
13	KARNATAKA	-	-	48,132	-
14	KERALA	-	-	3,666	-
15	MADHYA PRADESH	-	-	2,17,101	-
16	MAHARASHTRA	-	-	2,03,960	-
17	MANIPUR	-	-	0	-
18	MEGHALAYA	-	-	0	-
19	MIZORAM	-	-	0	-
20	NAGALAND	-	-	0	-
21	ORISSA	-	-	67,363	-
22	PUDUCHERRY	-	-	0	-
23	PUNJAB	-	-	0	-
24	RAJASTHAN	-	-	62,981	-
25	SIKKIM	-	-	3,643	-
26	TAMIL NADU	-	-	25,798	-
27	TRIPURA	-	-	4,594	-
28	UTTARAKHAND	-	-	1,385	-
29	UTTAR PRADESH	-	-	754	-
30	WEST BENGAL	-	-	944	-
31	ANDAMAN AND NICOBAR ISLANDS	-	-	190	-
32	CHANDIGARH	-	-	0	-
33	DADRA AND NAGAR HAVELI	-	-	0	-
34	DAMAN AND DIU	-	-	0	-
35	LAKSHADWEEP	-	-	0	-
<i>Grand Total</i>		-	-	33,30,697	-

Universalization of ICDS Scheme

ICDS Blocks Operational (Cumulative)

% Achievement of Target

During April, 2007 to January, 2008

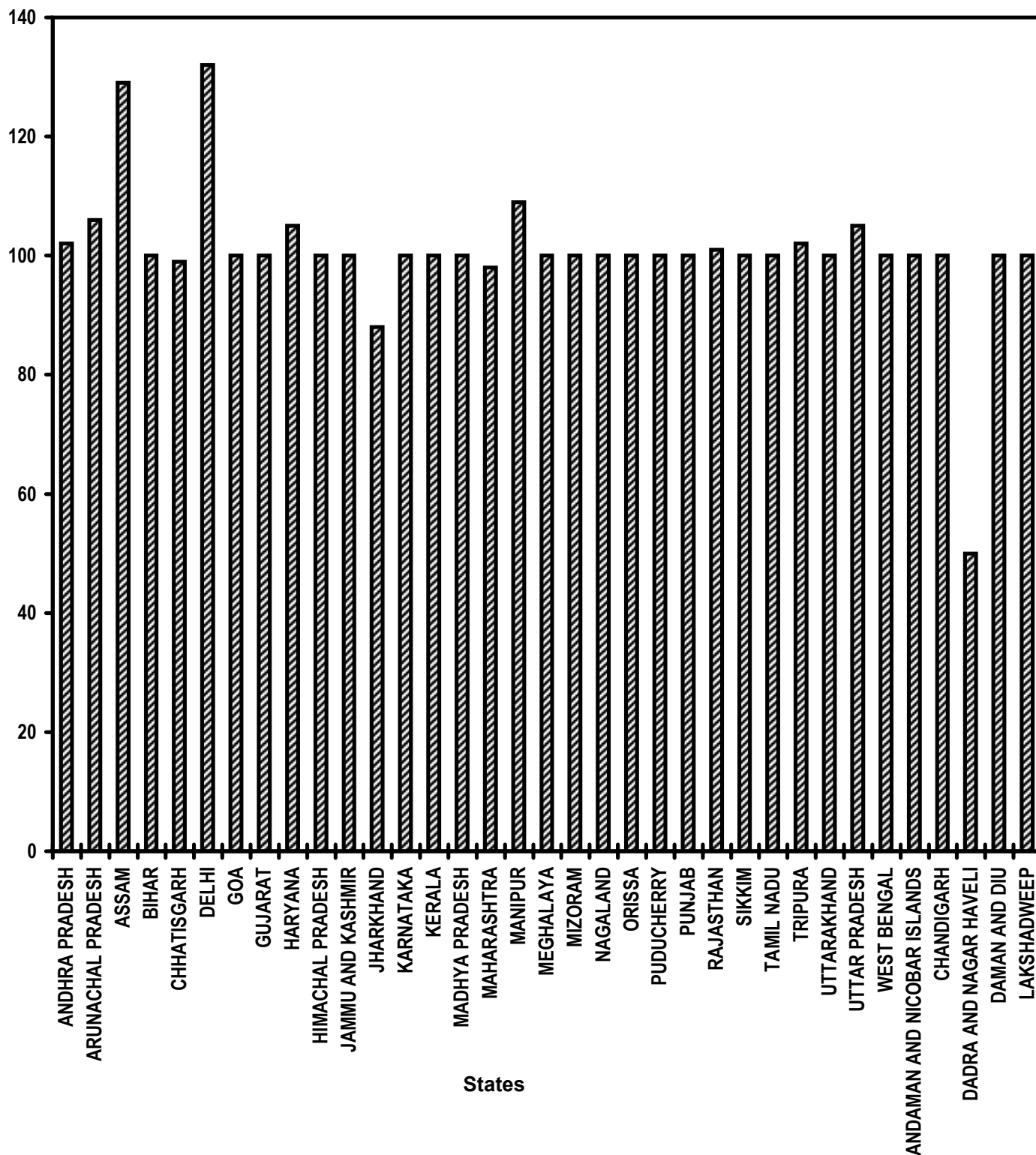


Table - 16

Universalization of ICDS Scheme
ICDS Blocks Operational (Cumulative)
(Unit: Number)

Sl. No.	State/UT Name	Target		Achievement	Percent Achievement
		2007-2008	April,2007- January,2008	April,2007- January,2008	April,2007- January,2008
(1)	(2)	(3)	(4)	(5)	(5)/(4)
1	ANDHRA PRADESH	382	378	385	102
2	ARUNACHAL PRADESH	83	80	85	106
3	ASSAM	222	220	284	129
4	BIHAR	538	538	537	100
5	CHHATISGARH	162	159	158	99
6	DELHI	45	38	50	132
7	GOA	11	11	11	100
8	GUJARAT	260	260	260	100
9	HARYANA	134	130	137	105
10	HIMACHAL PRADESH	76	76	76	100
11	JAMMU AND KASHMIR	140	140	140	100
12	JHARKHAND	204	204	180	88
13	KARNATAKA	185	185	185	100
14	KERALA	163	163	163	100
15	MADHYA PRADESH	367	367	367	100
16	MAHARASHTRA	441	424	416	98
17	MANIPUR	37	35	38	109
18	MEGHALAYA	40	39	39	100
19	MIZORAM	23	23	23	100
20	NAGALAND	56	56	56	100
21	ORISSA	326	326	326	100
22	PUDUCHERRY	5	5	5	100
23	PUNJAB	148	148	148	100
24	RAJASTHAN	277	275	278	101
25	SIKKIM	11	11	11	100
26	TAMIL NADU	434	434	434	100
27	TRIPURA	53	52	53	102
28	UTTARAKHAND	99	99	99	100
29	UTTAR PRADESH	878	849	893	105
30	WEST BENGAL	416	416	414	100
31	ANDAMAN AND NICOBAR ISLANDS	5	5	5	100
32	CHANDIGARH	3	3	3	100
33	DADRA AND NAGAR HAVELI	2	2	1	50
34	DAMAN AND DIU	2	2	2	100
35	LAKSHADWEEP	1	1	1	100
Grand Total		6,229	6,154	6,263	102

Very Good:(90% or above of targets)

ANDHRA PRADESH, ARUNACHAL PRADESH, ASSAM, BIHAR, CHHATISGARH, DELHI, GOA, GUJARAT, HARYANA, HIMACHAL PRADESH, JAMMU AND KASHMIR, KARNATAKA, KERALA, MADHYA PRADESH, MAHARASHTRA, MANIPUR, MEGHALAYA, MIZORAM, NAGALAND, ORISSA, PUDUCHERRY, PUNJAB, RAJASTHAN, SIKKIM, TAMIL NADU, TRIPURA, UTTARAKHAND, UTTAR PRADESH, WEST BENGAL, ANDAMAN AND NICOBAR ISLANDS, CHANDIGARH, DAMAN AND DIU, LAKSHADWEEP

Good:(Between 80% to 90% targets)

JHARKHAND

Poor:(Below 80% of targets)

DADRA AND NAGAR HAVELI

Functional Anganwadis (Cumulative)

% Achievement of Target
During April, 2007 to January, 2008

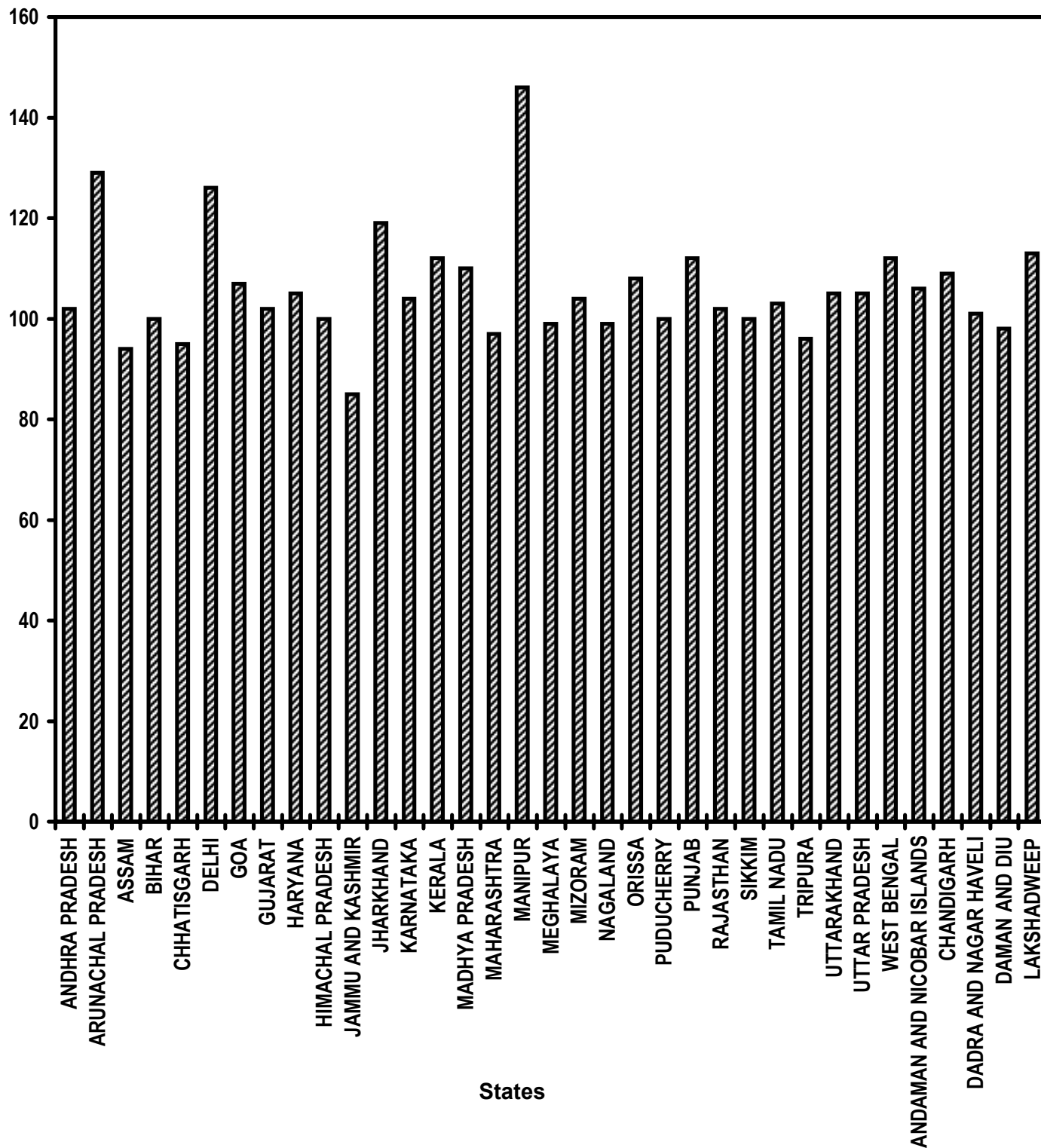


Table - 17

Functional Anganwadis
Anganwadis Functional (Cumulative)
(Unit: Number)

Sl. No.	State/UT Name	Target		Achievement	Percent
		2007-2008	April,2007- January,2008	April,2007- January,2008	Achievement April,2007- January,2008
(1)	(2)	(3)	(4)	(5)	(5)/(4)
1	ANDHRA PRADESH	71,256	67,596	69,122	102
2	ARUNACHAL PRADESH	3,905	3,326	4,277	129
3	ASSAM	35,580	33,243	31,230	94
4	BIHAR	80,528	80,528	80,211	100
5	CHHATISGARH	33,287	30,720	29,304	95
6	DELHI	5,603	4,820	6,082	126
7	GOA	1,082	1,035	1,112	107
8	GUJARAT	43,371	42,113	42,809	102
9	HARYANA	16,942	16,553	17,442	105
10	HIMACHAL PRADESH	18,248	18,248	18,248	100
11	JAMMU AND KASHMIR	23,382	20,309	17,315	85
12	JHARKHAND	31,724	31,144	37,040	119
13	KARNATAKA	53,466	52,231	54,260	104
14	KERALA	28,651	28,651	32,146	112
15	MADHYA PRADESH	66,264	61,637	67,771	110
16	MAHARASHTRA	82,494	77,885	75,626	97
17	MANIPUR	6,698	5,233	7,639	146
18	MEGHALAYA	3,325	3,228	3,195	99
19	MIZORAM	1,655	1,613	1,682	104
20	NAGALAND	3,146	3,072	3,035	99
21	ORISSA	40,432	38,464	41,697	108
22	PUDUCHERRY	688	688	688	100
23	PUNJAB	19,345	18,062	20,169	112
24	RAJASTHAN	47,919	47,214	48,361	102
25	SIKKIM	988	988	988	100
26	TAMIL NADU	46,803	46,085	47,265	103
27	TRIPURA	6,974	6,387	6,122	96
28	UTTARAKHAND	9,102	8,229	8,679	105
29	UTTAR PRADESH	1,46,776	1,40,630	1,47,937	105
30	WEST BENGAL	86,898	78,726	87,871	112
31	ANDAMAN AND NICOBAR ISLANDS	657	633	672	106
32	CHANDIGARH	358	339	370	109
33	DADRA AND NAGAR HAVELI	218	216	219	101
34	DAMAN AND DIU	104	99	97	98
35	LAKSHADWEEP	83	77	87	113
Grand Total		10,17,952	9,70,022	10,10,768	104

Very Good:(90% or above of targets)

ANDHRA PRADESH, ARUNACHAL PRADESH, ASSAM, BIHAR, CHHATISGARH, DELHI, GOA, GUJARAT, HARYANA, HIMACHAL PRADESH, JHARKHAND, KARNATAKA, KERALA, MADHYA PRADESH, MAHARASHTRA, MANIPUR, MEGHALAYA, MIZORAM, NAGALAND, ORISSA, PUDUCHERRY, PUNJAB, RAJASTHAN, SIKKIM, TAMIL NADU, TRIPURA, UTTARAKHAND, UTTAR PRADESH, WEST BENGAL, ANDAMAN AND NICOBAR ISLANDS, CHANDIGARH, DADRA AND NAGAR HAVELI, DAMAN AND DIU, LAKSHADWEEP

Good:(Between 80% to 90% targets)

JAMMU AND KASHMIR

No. of Urban poor families assisted under Seven Point Charter

Poor Families Assisted

% Achievement of Target

During April, 2007 to January, 2008

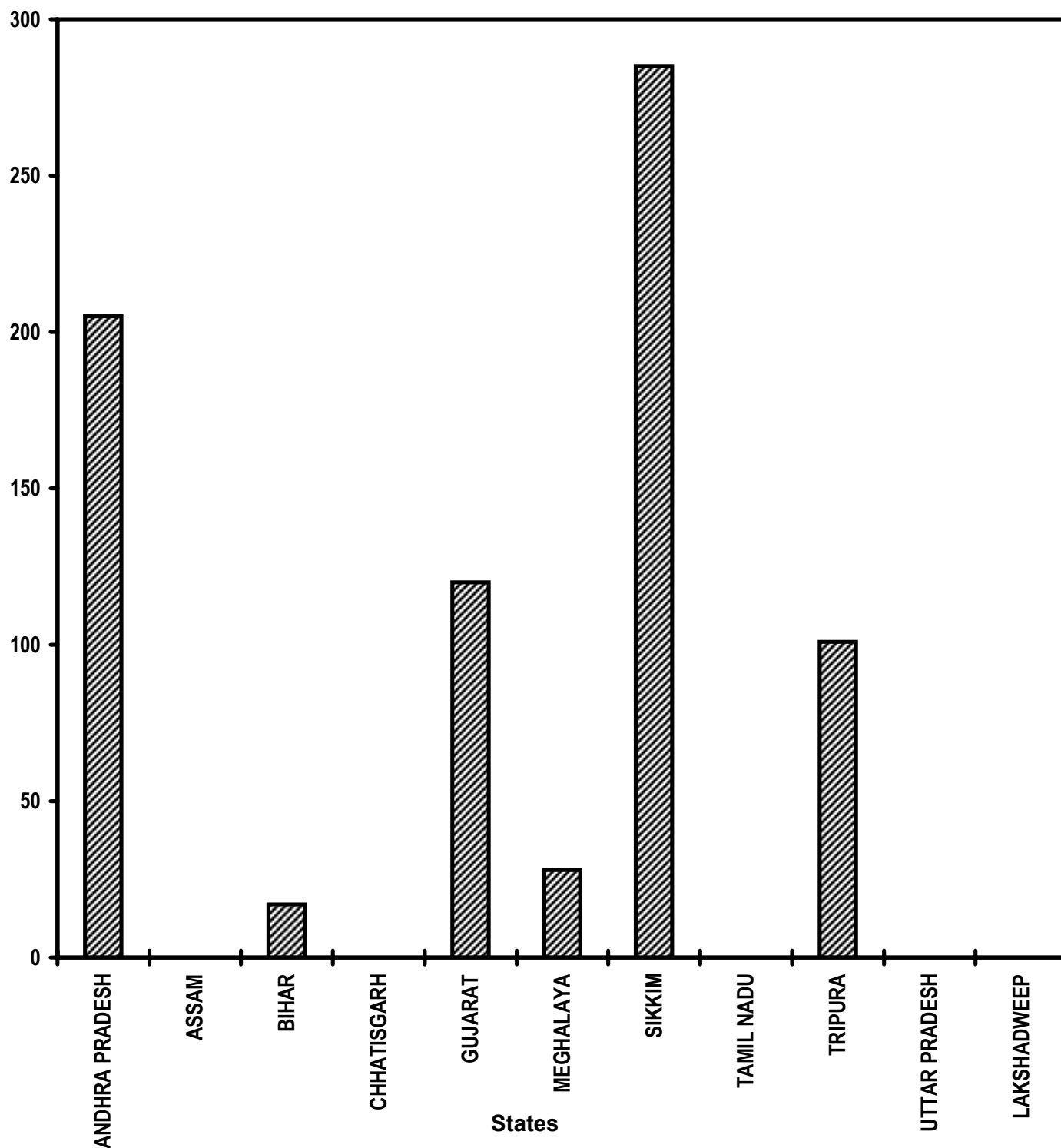


Table - 18

**No. of Urban poor families assisted under Seven Point Charter
Poor Families Assisted
(Unit: Number)**

Sl. No.	State/UT Name	Target		Achievement	Percent Achievement
		2007-2008	April,2007- January,2008	April,2007- January,2008	April,2007- January,2008
(1)	(2)	(3)	(4)	(5)	(5)/(4)
1	ANDHRA PRADESH	79,320	66,100	1,35,711	205
2	ASSAM	288	240	0	0
3	BIHAR	14,200	11,830	2,025	17
4	CHHATISGARH	5,000	4,160	0	0
5	GUJARAT	4,000	3,330	4,000	120
6	MEGHALAYA	1,125	930	262	28
7	SIKKIM	1,000	830	2,363	285
8	TAMIL NADU	8,000	6,660	0	0
9	TRIPURA	2,380	1,980	2,000	101
10	UTTAR PRADESH	6,168	5,140	0	0
11	LAKSHADWEEP	20	10	0	0
Grand Total		1,21,501	1,01,210	1,46,361	145

Very Good:(90% or above of targets)

ANDHRA PRADESH, GUJARAT, SIKKIM, TRIPURA

Poor:(Below 80% of targets)

ASSAM, BIHAR, CHHATISGARH, MEGHALAYA, TAMIL NADU, UTTAR PRADESH, LAKSHADWEEP

Afforestation (Public and Forest Lands)

Area Covered under Plantation

% Achievement of Target

During April, 2007 to January, 2008

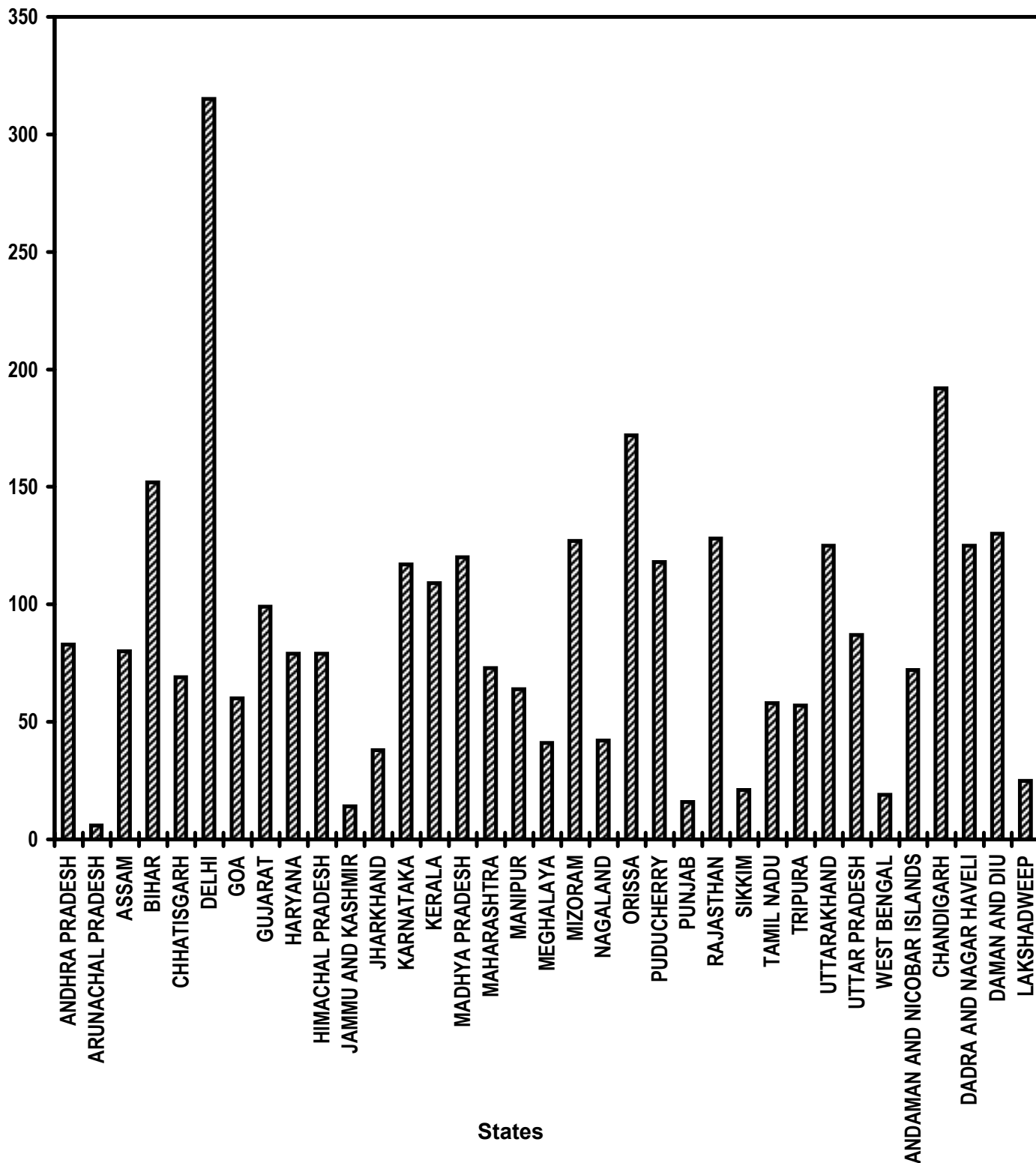


Table - 19(A)

**Afforestation (Public and Forest Lands)
Area Covered under Plantation
(Unit: Hectares)**

Sl. No.	State/UT Name	Target		Achievement	Percent
		2007-2008	April,2007- January,2008	April,2007- January,2008	Achievement April,2007- January,2008
(1)	(2)	(3)	(4)	(5)	(5)/(4)
1	ANDHRA PRADESH	3,00,000	2,50,000	2,08,076	83
2	ARUNACHAL PRADESH	10,000	8,330	536	6
3	ASSAM	20,000	16,660	13,366	80
4	BIHAR	20,000	16,660	25,371	152
5	CHHATISGARH	1,00,000	83,330	57,248	69
6	DELHI	25	20	63	315
7	GOA	1,000	830	498	60
8	GUJARAT	1,00,000	83,330	82,289	99
9	HARYANA	20,000	16,660	13,168	79
10	HIMACHAL PRADESH	20,000	16,660	13,191	79
11	JAMMU AND KASHMIR	35,000	29,160	4,044	14
12	JHARKHAND	1,00,000	83,330	31,800	38
13	KARNATAKA	80,000	66,660	78,076	117
14	KERALA	10,000	8,330	9,045	109
15	MADHYA PRADESH	2,50,000	2,08,330	2,50,000	120
16	MAHARASHTRA	1,00,000	83,330	60,489	73
17	MANIPUR	10,000	8,330	5,303	64
18	MEGHALAYA	6,000	5,000	2,068	41
19	MIZORAM	9,000	7,500	9,489	127
20	NAGALAND	25,000	20,830	8,784	42
21	ORISSA	80,000	66,660	1,14,352	172
22	PUDUCHERRY	75	60	71	118
23	PUNJAB	15,000	12,500	2,059	16
24	RAJASTHAN	80,000	66,660	85,231	128
25	SIKKIM	12,000	10,000	2,124	21
26	TAMIL NADU	1,60,000	1,33,330	76,874	58
27	TRIPURA	15,000	12,500	7,098	57
28	UTTARAKHAND	1,40,000	1,16,660	1,46,104	125
29	UTTAR PRADESH	60,000	50,000	43,584	87
30	WEST BENGAL	80,000	66,660	12,847	19
31	ANDAMAN AND NICOBAR ISLANDS	1,500	1,250	906	72
32	CHANDIGARH	150	120	230	192
33	DADRA AND NAGAR HAVELI	200	160	200	125
34	DAMAN AND DIU	30	20	26	130
35	LAKSHADWEEP	20	16	4	25
Grand Total		18,60,000	15,49,876	13,64,614	88

Very Good:(90% or above of targets)

BIHAR, DELHI, GUJARAT, KARNATAKA, KERALA, MADHYA PRADESH, MIZORAM, ORISSA, PUDUCHERRY, RAJASTHAN, UTTARAKHAND, CHANDIGARH, DADRA AND NAGAR HAVELI, DAMAN AND DIU

Good:(Between 80% to 90% targets)

ANDHRA PRADESH, ASSAM, UTTAR PRADESH

Poor:(Below 80% of targets)

ARUNACHAL PRADESH, CHHATISGARH, GOA, HARYANA, HIMACHAL PRADESH, JAMMU AND KASHMIR, JHARKHAND, MAHARASHTRA, MANIPUR, MEGHALAYA, NAGALAND, PUNJAB, SIKKIM, TAMIL NADU, TRIPURA, WEST BENGAL, ANDAMAN AND NICOBAR ISLANDS, LAKSHADWEEP

Afforestation (Public and Forest Lands)

Seedlings planted
 % Achievement of Target
 During April, 2007 to January, 2008

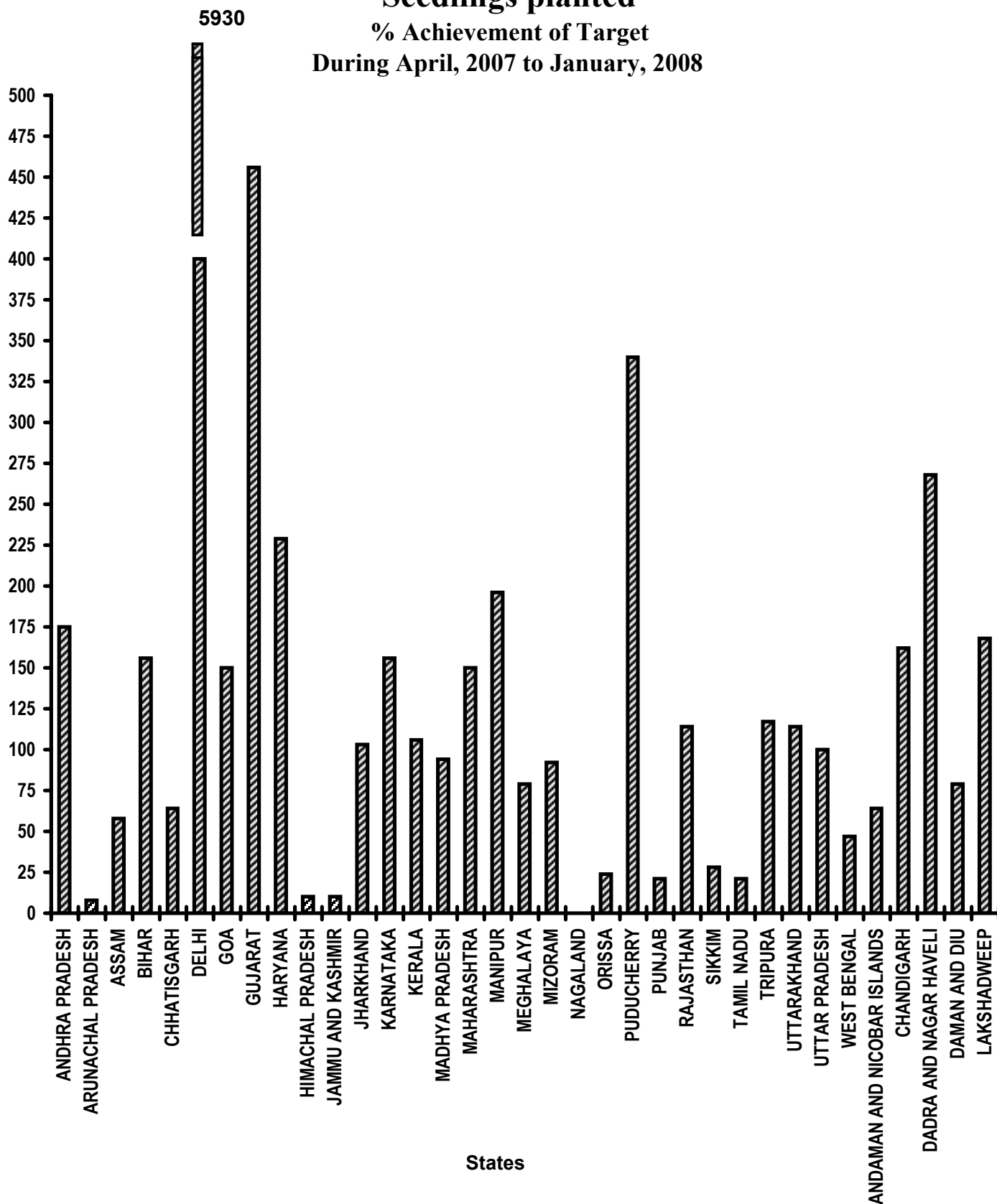


Table - 19(B)

**Afforestation (Public and Forest Lands)
Seedlings planted
(Unit: Number)**

Sl. No.	State/UT Name	Target		Achievement	Percent
		2007-2008	April,2007- January,2008	April,2007- January,2008	Achievement April,2007- January,2008
(1)	(2)	(3)	(4)	(5)	(5)/(4)
1	ANDHRA PRADESH	19,50,00,000	16,25,00,000	28,37,71,826	175
2	ARUNACHAL PRADESH	65,00,000	54,16,660	4,48,181	8
3	ASSAM	1,30,00,000	1,08,33,330	63,00,000	58
4	BIHAR	1,30,00,000	1,08,33,330	1,69,33,000	156
5	CHHATISGARH	6,50,00,000	5,41,66,660	3,45,24,000	64
6	DELHI	20,000	16,660	9,88,000	5,930
7	GOA	6,50,000	5,41,660	8,15,000	150
8	GUJARAT	6,50,00,000	5,41,66,660	24,68,00,000	456
9	HARYANA	1,30,00,000	1,08,33,330	2,48,37,000	229
10	HIMACHAL PRADESH	1,30,00,000	1,08,33,330	10,89,000	10
11	JAMMU AND KASHMIR	2,27,50,000	1,89,58,330	18,09,000	10
12	JHARKHAND	6,50,00,000	5,41,66,660	5,56,37,681	103
13	KARNATAKA	5,20,00,000	4,33,33,330	6,77,92,800	156
14	KERALA	65,00,000	54,16,660	57,48,769	106
15	MADHYA PRADESH	16,25,00,000	13,54,16,660	12,78,26,779	94
16	MAHARASHTRA	6,50,00,000	5,41,66,660	8,10,19,000	150
17	MANIPUR	65,00,000	54,16,660	1,06,06,000	196
18	MEGHALAYA	39,00,000	32,50,000	25,64,147	79
19	MIZORAM	58,50,000	48,75,000	44,72,595	92
20	NAGALAND	1,62,50,000	1,35,41,660	0	0
21	ORISSA	5,20,00,000	4,33,33,330	1,03,15,000	24
22	PUDUCHERRY	50,000	41,660	1,41,573	340
23	PUNJAB	97,50,000	81,25,000	17,32,000	21
24	RAJASTHAN	5,20,00,000	4,33,33,330	4,94,79,500	114
25	SIKKIM	78,00,000	65,00,000	18,21,000	28
26	TAMIL NADU	10,40,00,000	8,66,66,660	1,79,42,000	21
27	TRIPURA	97,50,000	81,25,000	95,13,000	117
28	UTTARAKHAND	9,10,00,000	7,58,33,330	8,63,67,000	114
29	UTTAR PRADESH	3,90,00,000	3,25,00,000	3,26,17,916	100
30	WEST BENGAL	5,20,00,000	4,33,33,330	2,05,55,000	47
31	ANDAMAN AND NICOBAR ISLANDS	9,80,000	8,16,660	5,22,966	64
32	CHANDIGARH	1,00,000	83,330	1,35,258	162
33	DADRA AND NAGAR HAVELI	1,30,000	1,08,330	2,90,000	268
34	DAMAN AND DIU	20,000	16,660	13,082	79
35	LAKSHADWEEP	10,000	8,330	14,015	168
Grand Total		1,20,90,10,000	1,00,75,08,190	1,20,54,42,088	120

Very Good:(90% or above of targets)

ANDHRA PRADESH, BIHAR, DELHI, GOA, GUJARAT, HARYANA, JHARKHAND, KARNATAKA, KERALA, MADHYA PRADESH, MAHARASHTRA, MANIPUR, MIZORAM, PUDUCHERRY, RAJASTHAN, TRIPURA, UTTARAKHAND, UTTAR PRADESH, CHANDIGARH, DADRA AND NAGAR HAVELI, LAKSHADWEEP

Poor:(Below 80% of targets)

ARUNACHAL PRADESH, ASSAM, CHHATISGARH, HIMACHAL PRADESH, JAMMU AND KASHMIR, MEGHALAYA, NAGALAND, ORISSA, PUNJAB, SIKKIM, TAMIL NADU, WEST BENGAL, ANDAMAN AND NICOBAR ISLANDS, DAMAN AND DIU

Rural Roads - PMGSY

Length of Road Constructed

% Achievement of Target

During April, 2007 to January, 2008

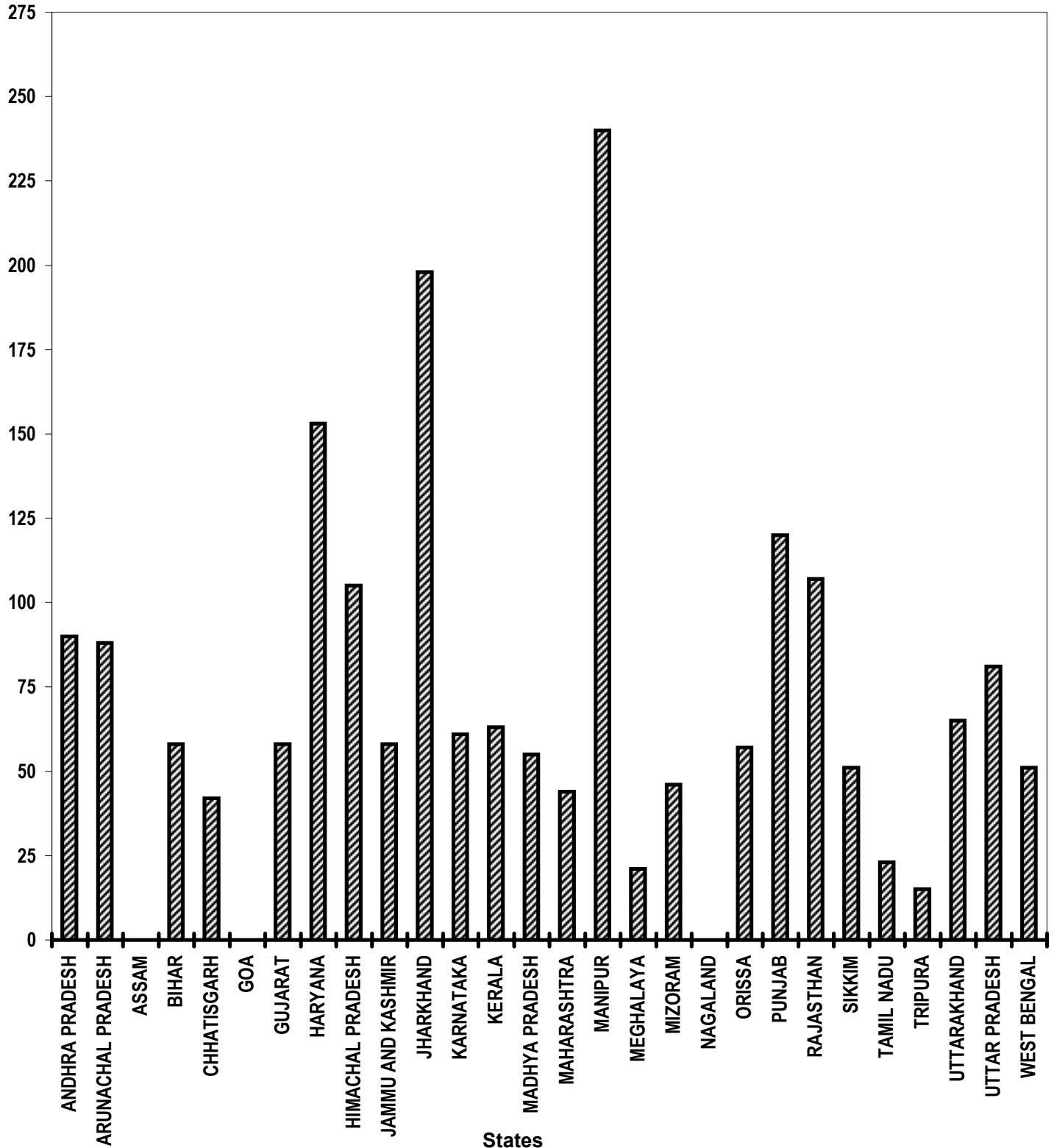


Table - 20

Rural Roads - PMGSY
Length of Road Constructed
(Unit: Kilometer)

Sl. No.	State/UT Name	Target		Achievement	Percent Achievement
		2007-2008	April,2007- January,2008	April,2007- January,2008	April,2007- January,2008
(1)	(2)	(3)	(4)	(5)	(5)/(4)
1	ANDHRA PRADESH	2,551	1,871	1,688	90
2	ARUNACHAL PRADESH	361	264	233	88
3	ASSAM	1,685	1,236	0	0
4	BIHAR	4,005	2,938	1,704	58
5	CHHATISGARH	4,417	3,240	1,361	42
6	GOA	18	13	0	0
7	GUJARAT	500	350	204	58
8	HARYANA	586	430	660	153
9	HIMACHAL PRADESH	1,298	952	995	105
10	JAMMU AND KASHMIR	539	396	229	58
11	JHARKHAND	959	704	1,395	198
12	KARNATAKA	1,824	1,338	810	61
13	KERALA	433	318	200	63
14	MADHYA PRADESH	6,712	4,923	2,712	55
15	MAHARASHTRA	3,823	2,803	1,235	44
16	MANIPUR	63	46	364	791
17	MEGHALAYA	176	129	27	21
18	MIZORAM	334	245	113	46
19	NAGALAND	384	282	0	0
20	ORISSA	3,124	2,291	1,304	57
21	PUNJAB	1,024	751	898	120
22	RAJASTHAN	9,215	6,758	7,246	107
23	SIKKIM	231	170	87	51
24	TAMIL NADU	1,280	939	220	23
25	TRIPURA	442	324	49	15
26	UTTARAKHAND	1,169	857	561	65
27	UTTAR PRADESH	4,976	3,649	2,967	81
28	WEST BENGAL	2,272	1,667	856	51
Grand Total		54,401	39,884	28,118	70

Very Good:(90% or above of targets)

ANDHRA PRADESH, HARYANA, HIMACHAL PRADESH, JHARKHAND, MANIPUR, PUNJAB, RAJASTHAN

Good:(Between 80% to 90% targets)

ARUNACHAL PRADESH, UTTAR PRADESH

Poor:(Below 80% of targets)

ASSAM, BIHAR, CHHATISGARH, GOA, GUJARAT, JAMMU AND KASHMIR, KARNATAKA, KERALA, MADHYA PRADESH, MAHARASHTRA, MEGHALAYA, MIZORAM, NAGALAND, ORISSA, SIKKIM, TAMIL NADU, TRIPURA, UTTARAKHAND, WEST BENGAL

Rajiv Gandhi Grameen Vidyutikaran Yojana

Villages electrified
% Achievement of Target
During April, 2007 to January, 2008

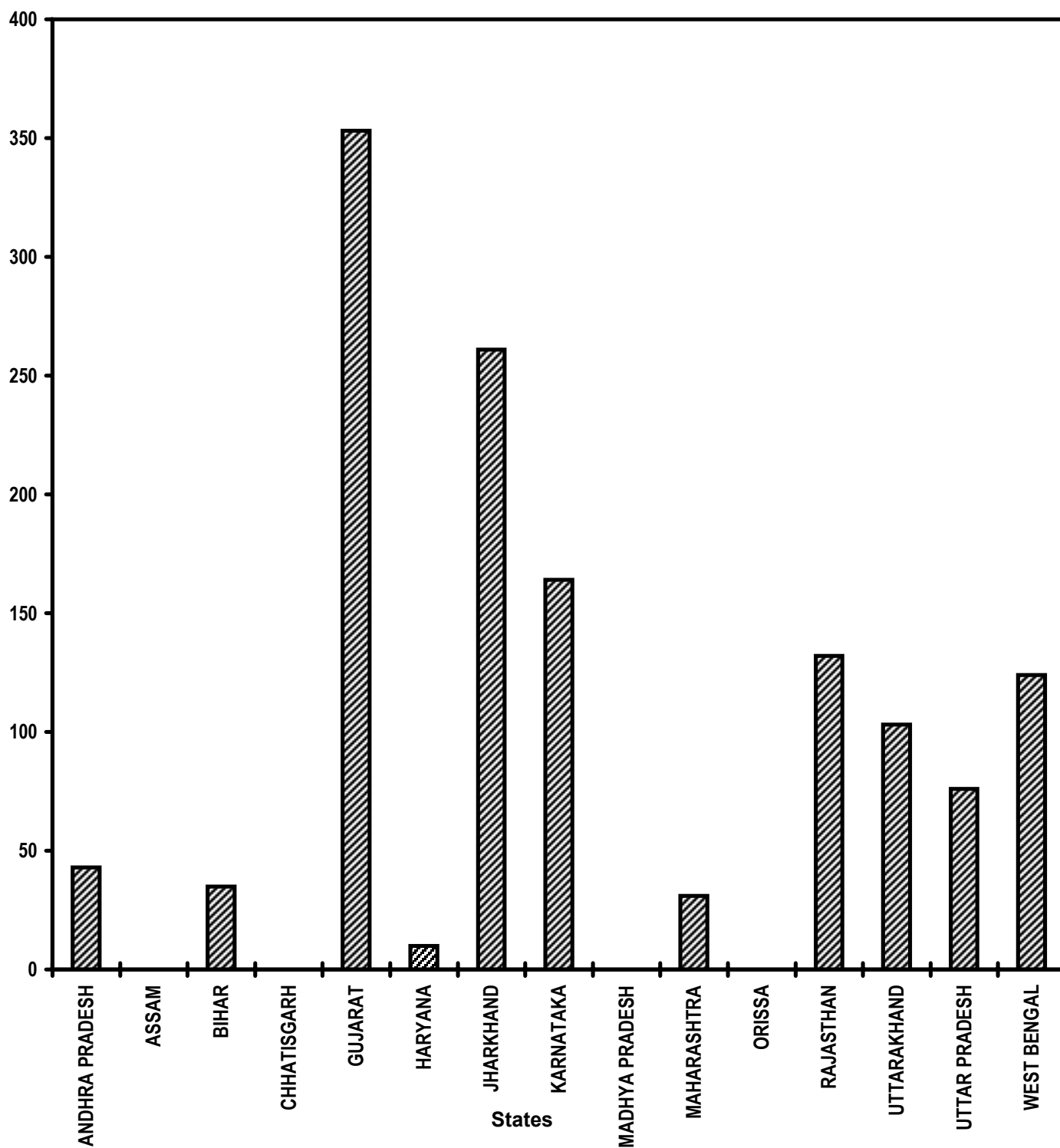


Table - 21

Rajiv Gandhi Grameen Vidyutikaran Yojana
Villages electrified
(Unit: Number)

Sl. No.	State/UT Name	Target		Achievement	Percent Achievement
		2007-2008	April,2007- January,2008	April,2007- January,2008	April,2007- January,2008
(1)	(2)	(3)	(4)	(5)	(5)/(4)
1	ANDHRA PRADESH	7,000	6,000	2,603	43
2	ASSAM	50	28	0	0
3	BIHAR	6,000	4,750	1,681	35
4	CHHATISGARH	450	295	0	0
5	GUJARAT	500	350	1,236	353
6	HARYANA	500	300	30	10
7	JHARKHAND	3,150	2,000	5,224	261
8	KARNATAKA	5,100	4,100	6,734	164
9	MADHYA PRADESH	1,050	635	0	0
10	MAHARASHTRA	1,000	600	184	31
11	ORISSA	850	550	0	0
12	RAJASTHAN	5,500	3,900	5,160	132
13	UTTARAKHAND	2,850	1,755	1,814	103
14	UTTAR PRADESH	4,500	4,125	3,151	76
15	WEST BENGAL	1,500	1,400	1,741	124
<i>Grand Total</i>		40,000	30,788	29,558	96

Very Good:(90% or above of targets)

GUJARAT, JHARKHAND, KARNATAKA, RAJASTHAN, UTTARAKHAND, WEST BENGAL

Poor:(Below 80% of targets)

ANDHRA PRADESH, ASSAM, BIHAR, CHHATISGARH, HARYANA, MADHYA PRADESH, MAHARASHTRA, ORISSA, UTTAR PRADESH

Energising pump sets

Pumps sets energized

% Achievement of Target

During April, 2007 to January, 2008

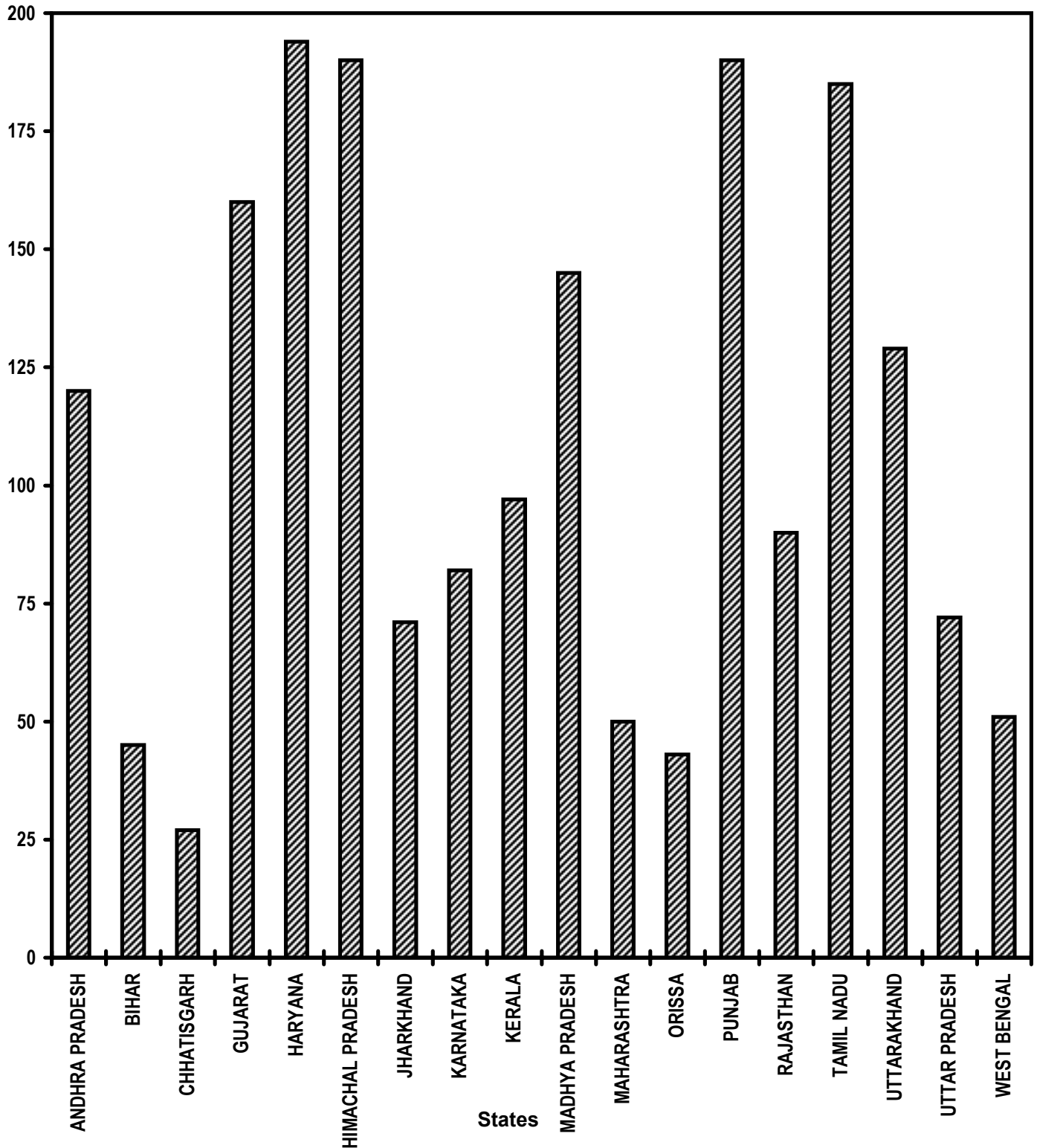


Table - 22

**Energising pump sets
Pumps sets energized
(Unit: Number)**

Sl. No.	State/UT Name	Target		Achievement	Percent Achievement
		2007-2008	April,2007- January,2008	April,2007- January,2008	April,2007- January,2008
(1)	(2)	(3)	(4)	(5)	(5)/(4)
1	ANDHRA PRADESH	50,000	41,660	49,828	120
2	BIHAR	1,500	1,250	568	45
3	CHHATISGARH	40,000	33,330	8,957	27
4	GUJARAT	9,140	7,610	12,151	160
5	HARYANA	6,000	5,000	9,680	194
6	HIMACHAL PRADESH	600	500	951	190
7	JHARKHAND	3,000	2,500	1,774	71
8	KARNATAKA	20,000	16,660	13,591	82
9	KERALA	15,000	12,500	12,185	97
10	MADHYA PRADESH	5,600	4,660	6,762	145
11	MAHARASHTRA	2,16,269	1,80,220	89,484	50
12	ORISSA	1,538	1,280	548	43
13	PUNJAB	6,000	5,000	9,509	190
14	RAJASTHAN	30,000	25,000	22,425	90
15	TAMIL NADU	15,000	12,500	23,092	185
16	UTTARAKHAND	350	290	373	129
17	UTTAR PRADESH	14,801	12,330	8,872	72
18	WEST BENGAL	1,402	1,160	591	51
<i>Grand Total</i>		4,36,200	3,63,450	2,71,341	75

Very Good:(90% or above of targets)

ANDHRA PRADESH, GUJARAT, HARYANA, HIMACHAL PRADESH, KERALA, MADHYA PRADESH, PUNJAB, RAJASTHAN, TAMIL NADU, UTTARAKHAND

Good:(Between 80% to 90% targets)

KARNATAKA

Poor:(Below 80% of targets)

BIHAR, CHHATISGARH, JHARKHAND, MAHARASHTRA, ORISSA, UTTAR PRADESH, WEST BENGAL

Supply of Electricity

Electricity supplied

% Achievement of Target

During April, 2007 to January, 2008

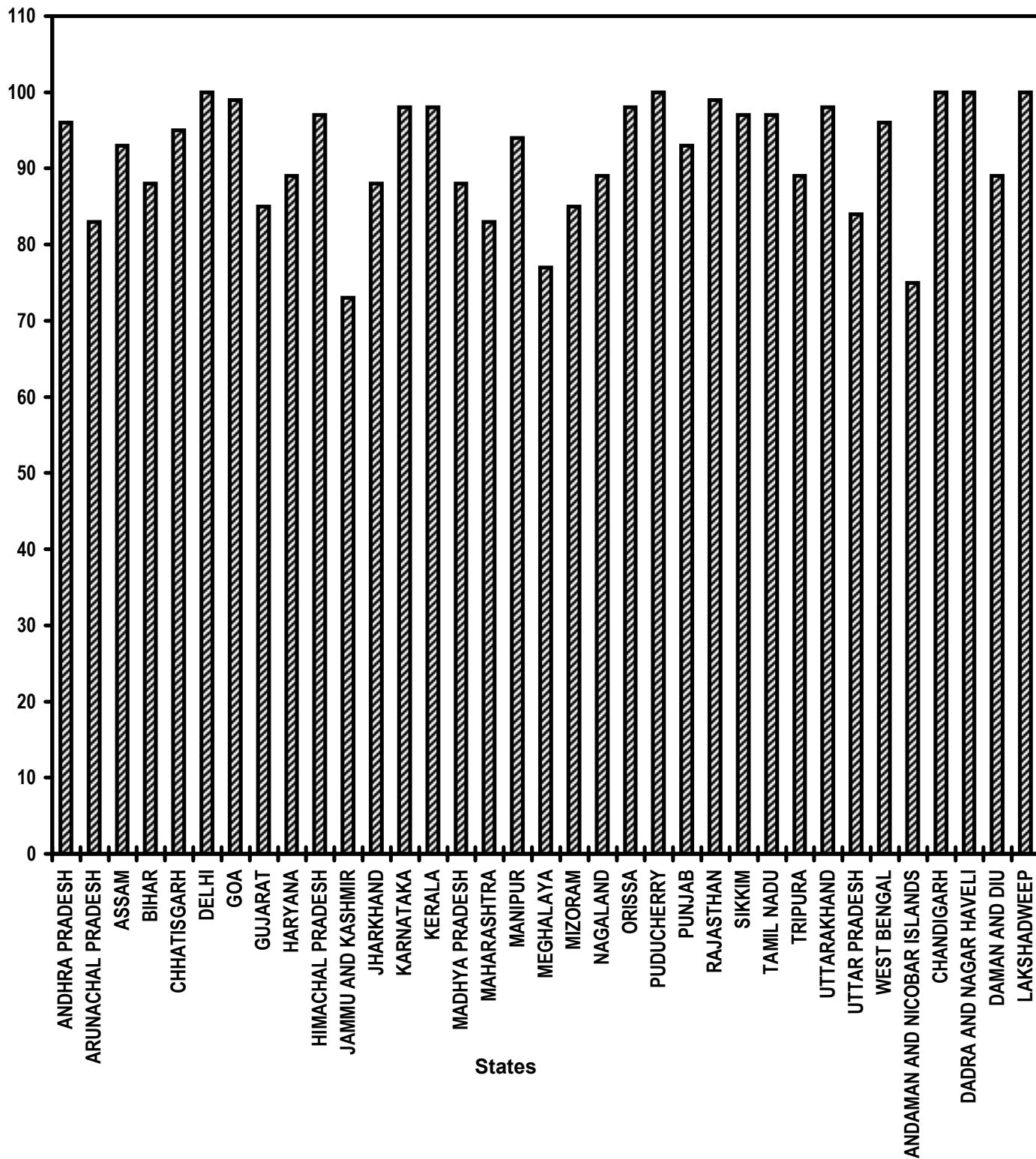


Table - 23

Supply of Electricity

Sl. No.	State/UT Name	Electricity demanded (Million Units) April,2007- January,2008	Electricity supplied (Million Units) April,2007- January,2008	Shortage observed (Million Units) April,2007- January,2008	Percentage of Electricity Supplied
(1)	(2)	(3)	(4)	(5)	(6)
1	ANDHRA PRADESH	52,748	50,645	2,103	96
2	ARUNACHAL PRADESH	310	256	54	83
3	ASSAM	4,031	3,743	288	93
4	BIHAR	7,626	6,696	930	88
5	CHHATISGARH	11,547	10,974	573	95
6	DELHI	19,286	19,216	70	100
7	GOA	2,275	2,250	25	99
8	GUJARAT	56,157	47,664	8,493	85
9	HARYANA	24,432	21,751	2,681	89
10	HIMACHAL PRADESH	4,951	4,806	145	97
11	JAMMU AND KASHMIR	9,522	6,916	2,606	73
12	JHARKHAND	4,229	3,709	520	88
13	KARNATAKA	32,851	32,113	738	98
14	KERALA	12,923	12,645	278	98
15	MADHYA PRADESH	33,549	29,361	4,188	88
16	MAHARASHTRA	94,566	78,277	16,289	83
17	MANIPUR	460	433	27	94
18	MEGHALAYA	1,386	1,073	313	77
19	MIZORAM	238	202	36	85
20	NAGALAND	313	278	35	89
21	ORISSA	15,529	15,252	277	98
22	PUDUCHERRY	1,536	1,536	0	100
23	PUNJAB	35,979	33,531	2,448	93
24	RAJASTHAN	29,212	28,895	317	99
25	SIKKIM	232	224	8	97
26	TAMIL NADU	54,713	53,299	1,414	97
27	TRIPURA	654	581	73	89
28	UTTARAKHAND	5,720	5,595	125	98
29	UTTAR PRADESH	51,153	42,945	8,208	84
30	WEST BENGAL	24,014	23,126	888	96
31	ANDAMAN AND NICOBAR ISLANDS	200	150	50	75
32	CHANDIGARH	1,233	1,233	0	100
33	DADRA AND NAGAR HAVELI	2,790	2,787	3	100
34	DAMAN AND DIU	1,475	1,317	158	89
35	LAKSHADWEEP	20	20	0	100
Grand Total		5,97,860	5,43,499	54,361	91

Very Good:(90% or above of targets)

ANDHRA PRADESH, ASSAM, CHHATISGARH, DELHI, GOA, HIMACHAL PRADESH, KARNATAKA, KERALA, MANIPUR, ORISSA, PUDUCHERRY, PUNJAB, RAJASTHAN, SIKKIM, TAMIL NADU, UTTARAKHAND, WEST BENGAL, CHANDIGARH, DADRA AND NAGAR HAVELI, LAKSHADWEEP

Good:(Between 80% to 90% targets)

ARUNACHAL PRADESH, BIHAR, GUJARAT, HARYANA, JHARKHAND, MADHYA PRADESH, MAHARASHTRA, MIZORAM, NAGALAND, TRIPURA, UTTAR PRADESH, DAMAN AND DIU

Poor:(Below 80% of targets)

JAMMU AND KASHMIR, MEGHALAYA, ANDAMAN AND NICOBAR ISLANDS

Annexure - I

Swaranjayanti Gram Swarojgar Yojana

Sl. No.	State/UT Name	SC Swarozgaries	ST Swarozgaries	Women Swarozgaries	Disabled Swarozgaries
		Assisted (Number) April,2007- January,2008	Assisted (Number) April,2007- January,2008	Assisted (Number) April,2007- January,2008	Assisted (Number) April,2007- January,2008
(1)	(2)	(3)	(4)	(5)	(6)
1	ANDHRA PRADESH	10,457	3,202	19,536	2,220
2	ARUNACHAL PRADESH	0	0	0	0
3	ASSAM	156	193	412	310
4	BIHAR	4,652	233	2,179	57
5	CHHATISGARH	1,016	3,153	899	295
6	GOA	8	13	30	2
7	GUJARAT	9,340	0	6,074	220
8	HARYANA	4,963	0	7,069	44
9	HIMACHAL PRADESH	1,996	334	2,799	160
10	JAMMU AND KASHMIR	297	280	562	4
11	JHARKHAND	4,792	8,077	8,289	551
12	KARNATAKA	18,995	5,946	45,607	808
13	KERALA	3,810	308	2,173	519
14	MADHYA PRADESH	9,987	11,413	17,551	849
15	MAHARASHTRA	2,284	1,168	2,001	385
16	MANIPUR	0	0	0	0
17	MEGHALAYA	0	1,415	847	0
18	MIZORAM	0	0	0	0
19	NAGALAND	0	700	366	7
20	ORISSA	426	526	307	530
21	PUDUCHERRY	0	0	0	0
22	PUNJAB	1,697	0	511	41
23	RAJASTHAN	5,762	3,490	7,587	274
24	SIKKIM	67	671	804	31
25	TAMIL NADU	1,17,940	6,464	2,94,719	11,627
26	TRIPURA	0	0	0	0
27	UTTARAKHAND	2,832	577	4,654	5
28	UTTAR PRADESH	87,772	1,089	62,156	1,713
29	WEST BENGAL	5,608	609	13,135	16
30	ANDAMAN AND NICOBAR ISLANDS	0	0	9	1
31	DADRA AND NAGAR HAVELI	0	23	8	0
32	DAMAN AND DIU	0	0	0	0
33	LAKSHADWEEP	0	119	0	0
Grand Total		2,94,857	50,003	5,00,284	20,669

Annexure - II

Sampoorna Grameen Rojgar Yojana

Sl. No.	State/UT Name	Employment Generated for SC (Number of Mandays) April,2007-January,2008	Employment Generated for ST (Number of Mandays) April,2007-January,2008	Employment Generated for Women (Number of Mandays) April,2007-January,2008
(1)	(2)	(3)	(4)	(5)
1	ANDHRA PRADESH	14,29,846	8,73,464	26,83,824
2	ARUNACHAL PRADESH	0	0	0
3	ASSAM	37,53,000	43,86,000	29,26,000
4	BIHAR	0	0	0
5	CHHATISGARH	2,59,000	3,89,000	4,72,000
6	DELHI	0	0	0
7	GOA	0	2	4
8	GUJARAT	26,06,000	0	14,43,900
9	HARYANA	23,40,700	0	10,96,500
10	HIMACHAL PRADESH	3,74,000	1,15,000	51,000
11	JAMMU AND KASHMIR	1,25,000	4,92,600	500
12	JHARKHAND	23,81,102	51,78,901	20,05,802
13	KARNATAKA	38,88,000	21,17,000	37,83,000
14	KERALA	17,46,000	1,40,000	17,42,000
15	MADHYA PRADESH	36,22,000	24,60,000	32,49,000
16	MAHARASHTRA	48,86,000	24,94,000	47,76,000
17	MANIPUR	2,23,000	6,08,000	0
18	MEGHALAYA	0	12,68,000	3,67,000
19	MIZORAM	0	0	0
20	NAGALAND	0	24,69,000	7,47,000
21	ORISSA	14,46,000	3,25,000	13,48,000
22	PUDUCHERRY	21,900	0	5,200
23	PUNJAB	16,05,000	0	1,21,000
24	RAJASTHAN	36,45,000	13,67,000	32,23,000
25	SIKKIM	61,000	69,000	29,000
26	TAMIL NADU	82,62,400	7,46,200	69,73,000
27	TRIPURA	3,18,000	6,96,000	5,33,000
28	UTTARAKHAND	15,52,000	3,71,100	9,24,500
29	UTTAR PRADESH	1,78,64,691	5,200	47,53,796
30	WEST BENGAL	31,20,000	12,51,000	15,30,000
31	ANDAMAN AND NICOBAR ISLANDS	0	4,696	1,981
32	CHANDIGARH	0	0	0
33	DADRA AND NAGAR HAVELI	0	0	0
34	DAMAN AND DIU	0	0	0
35	LAKSHADWEEP	0	1,16,000	0
Grand Total		6,55,29,639	2,79,42,163	4,47,86,007

Annexure - III

Distribution of waste land to the landless

Sl. No.	State/UT Name	Land Distributed to SC	Land Distributed to ST	Land Distributed to Others
		(Hectare) April,2007- January,2008	(Hectare) April,2007- January,2008	(Hectare) April,2007- January,2008
(1)	(2)	(3)	(4)	(5)
1	ANDHRA PRADESH	16,642	12,895	23,061
2	ARUNACHAL PRADESH	0	0	0
3	ASSAM	0	0	0
4	BIHAR	58	46	102
5	CHHATISGARH	2,319	3,321	4,047
6	DELHI	0	0	0
7	GOA	0	0	0
8	GUJARAT	471	751	1,079
9	HARYANA	0	0	0
10	HIMACHAL PRADESH	0	0	0
11	JAMMU AND KASHMIR	0	0	0
12	JHARKHAND	2,464	3,563	5,055
13	KARNATAKA	0	0	0
14	KERALA	395	956	77
15	MADHYA PRADESH	0	10	0
16	MAHARASHTRA	56,276	38,175	77,608
17	MANIPUR	0	0	0
18	MEGHALAYA	0	0	0
19	MIZORAM	0	0	0
20	NAGALAND	0	0	0
21	ORISSA	135	342	260
22	PUDUCHERRY	0	0	0
23	PUNJAB	0	0	0
24	RAJASTHAN	0	0	0
25	SIKKIM	0	0	0
26	TAMIL NADU	6,842	525	26,460
27	TRIPURA	0	0	0
28	UTTARAKHAND	0	0	0
29	UTTAR PRADESH	4,509	262	3,116
30	WEST BENGAL	0	0	0
31	ANDAMAN AND NICOBAR ISLANDS	0	0	0
32	CHANDIGARH	0	0	0
33	DADRA AND NAGAR HAVELI	0	0	0
34	DAMAN AND DIU	0	0	0
35	LAKSHADWEEP	0	0	0
Grand Total		90,111	60,846	1,40,865

LIST OF ITEMS

Point No.	Item No.	Name of the Points/Items
I.		Garibi Hatao [Poverty Eradication]
		Rural Areas
	1.	Employment generation under the National Rural Employment Guarantee Scheme
	2.	Swaranjayanti Gram Swarojgar Yojana
	3.	Sampoorna Grameen Rojgar Yojana
	4.	Rural Business Hubs in Partnership with Panchayats
	5.	Self help Groups
		Urban Areas
	6.	Swaranjayanti Shehari Rojgar Yojana
II.		Jan Shakti (Power to People)
	7.	Local Self Government (Panchayati Raj and Urban Local Bodies) <ul style="list-style-type: none"> - Activity Mapping for devolution of functions - Budget Flow of Funds - Assignment of Functionaries
	8.	Quick and Inexpensive Justice – Gram Nyayalayas and Nyaya Panchayats.
	9.	District Planning Committees.
III.		Kisan Mitra [Support to Farmers]
	10.	Water shed development and Dry land farming
	11.	Marketing and infrastructural support to farmers
	12.	Irrigation facilities (including minor and micro irrigation) for agriculture
	13.	Credit to farmers
	14.	Distribution of waste land to the landless
IV.		Shramik Kalyan [Labour Welfare]
	15.	Social Security for Agricultural and Unorganised Labour
	16.	Minimum Wages Enforcement (including Farm Labour)
	17.	Prevention of Child Labour
	18.	Welfare of Women Labour
V.		Khadya Suraksha [Food Security]
	19.	Food security: <ul style="list-style-type: none"> (i) Targeted Public Distribution system, (ii) Antodaya Anna Yojana, (iii) Establishing Grain banks in chronically food scarcity areas

Contd....

Point No.	Item No.	Name of the Points/Items
VI.		Subke Liye Aawas [Housing for All]
	20.	Rural Housing - Indira Awaas Yojana
	21.	EWS/LIG Houses in Urban Areas
VII.		Shudh Peya Jal [Clean Drinking Water]
	22.	Rural Areas. - Swajaldhara - Accelerated Rural Water Supply Programme
	23.	Urban Areas: - Accelerated Urban Water Supply Programme
VIII.		Jan Jan Ka Swasthya [Health for All]
	24.	Control and prevention of major diseases: (a) HIV/AIDS (b) TB (c) Malaria (d) Leprosy (e) Blindness
	25.	National Rural Health Mission
	26.	Immunisation of Children
	27.	Sanitation Programme in - Rural Areas - Urban areas
	28.	Institutional Delivery
	29.	Prevention of Female Foeticide
	30.	Supplementary nutrition for Mothers and Children
	31.	Two Child norms
IX.		Sabke Liye Shiksha [Education for All]
	32.	Sarv Shiksha Abhiyan
	33.	Mid Day Meal Scheme - Compulsory Elementary Education
X.		Anusuchit Jaati, Jan Jaati, Alp-sankhyak evam Anya Pichhra Varg Kalyan [Welfare of Scheduled Castes, Scheduled Tribes, Minorities and OBCs]
	34.	SC Families Assisted
	35.	Rehabilitation of Scavengers
	36.	ST Families Assisted
	37.	Rights of Forest dwellers – Owners of minor forest produce
	38.	Primitive Tribal Groups
	39.	No alienation of Tribal lands
	40.	Implementation of Panchayats (Extension to Scheduled Areas) Act [PESA]
	41.	Welfare of Minorities
	42.	Professional education among all minority communities
	43.	Reservation of OBCs in - Education - Employment

Contd...

Point No.	Item No.	Name of the Points/Items
XI.		Mahila Kalyan [Women Welfare]
	44.	Financial Assistance for Women Welfare
	45.	Improved participation of women in (a) Panchayats (b) Municipalities (c) State Legislatures (d) Parliament
XII.		Bal Kalyan (Child Welfare)
	46.	Universalisation of ICDS Scheme
	47.	Functional Anganwadis
XIII.		Yuva Vikas [Youth Development]
	48.	Sports for all in Rural and Urban areas
	49.	Rashtriya Sadbhavana Yojana
	50.	National Service Scheme
XIV.		Basti Sudhar [Improvement of Slums]
	51.	Number of Urban poor families assisted under seven point charter viz. land tenure, housing at affordable cost, water, sanitation, health, education, and social security.
XV.		Paryavaran Sanrakshan evam Van Vridhi [Environment Protection and Afforestation]
	52.	Afforestation (a) Area Covered under Plantation on - Public and Forest Lands (b) Number of Seedlings planted on -Public and Forest Lands
	53.	Prevention of pollution of Rivers and water bodies
	54.	Solid and liquid waste management in - Rural Areas - Urban Areas
XVI.		Samajik Suraksha [Social Security]
	55.	Rehabilitation of handicapped and orphans.
	56.	Welfare of the aged
XVII.		Grameen Sadak [Rural Roads]
	57.	Rural Roads – PMGSY
XVIII.		Grameen Oorja [Energization of Rural Area]
	58.	Bio-diesel Production
	59.	Rajiv Gandhi Grameen Vidyutikaran Yojana
	60.	Renewable Energy
	61.	Energising Pump sets
	62.	Supply of Electricity
	63.	Supply of Kerosene and LPG
XIX.		Pichhara Kshetra Vikas [Development of Backward Areas]
	64.	Backward Regions Grants Fund
XX.		e- Shasan [IT enabled e-Governance]
	65.	Central and State Governments
	66.	Panchayats and Municipalities

ABBREVIATIONS USED

AAY	Antodaya Anna Yojana
ARWSP	Accelerated Rural Water Supply Programme
DDRS	Deen Dayal Rehabilitation Scheme
EWS	Economically Weaker Section
IAY	Indira Awaas Yojana
ICDS	Integrated Child Development Scheme
LIG	Low Income Group
MWE	Minimum Wages Enforcement
NC	Not Covered
NREGS	National Rural Employment Guarantee Scheme
PC	Partially Covered
PMGSY	Prime Minister Grameen Sadak Yojana
SC	Scheduled Caste
RGGVY	Rajiv Gandhi Grameen Vidyutikaran Yojana
SGRY	Sampoorna Grameen Rojgar yojana
SGSY	Swaranjayanati Gram Swarojgar Yojana
SHG	Self Help Groups
ST	Scheduled Tribe
TPDS	Targeted Public Distribution system