

TWENTY POINT PROGRAMME-2006
PROGRESS REPORT
FOR
APRIL, 2007- FEBRUARY, 2008



GOVERNMENT OF INDIA
MINISTRY OF STATISTICS AND PROGRAMME IMPLEMENTATION
SARDAR PATEL BHAWAN, SANSAD MARG,
NEW DELHI-110 001

Website: www.mospi.gov.in

CONTENTS

	Page No.
I. Introduction	i
II. List of Twenty Points	ii
III. List of Monthly Monitored Items	iii
IV. List of items identified tentatively for ranking	iv
V. Status of receipt of targets for Monthly Monitored items	v
VI. List of items under TPP-2006 yet to be operationalised	viii

PART-I Overall Performance Analysis

VII. Progress Report	1
VIII. Highlights	2
Table - A - All India Performance	6
Table- B - State Wise Performance	7
Table- C - State Wise and Item Wise Performance	12
Table- D- Score Card and Ranking of States	21

PART- II Performance Tables

Table No.	Description of Item	
1	Employment Generation - NREG Scheme	24
2	Swaranjayanti Gram Swarojgar Yojana (SGSY)	25
3	Sampoorna Gramin Rozgar Yojana – SGRY	27
4(A)	SHGs Formed under SGSY	28
4 (B)	SHGs to whom income generating activities provided	29
5	Distribution of waste land to the landless	31
6 (A)	Minimum Wages Enforcement (Including Farm Labour) (i) Inspections made (ii) Irregularities detected (iii) Irregularities rectified	32
6(B)	Minimum Wages Enforcement (Including Farm Labour) (i) Claims filed (ii) Claims settled	33
6 (c)	Minimum Wages Enforcement (Including Farm Labour) (i) Prosecution cases pending (ii) Prosecution cases filed (iii) Prosecution cases decided	34
7(A)	Targeted Public Distribution System	35
7(B)	Antodaya Anna Yojana	37
8	Rural Housing - Indira Awaas Yojana	39
9	EWS/LIG Houses in Urban Areas	41
10(A)	Rural Areas - ARWSP Habitations (NC/PC) covered	43
10(B)	Slipped back habitations with water quality problem covered	45

Contd...

Table No.	Description of Item	Page No.
11(A)	Immunisation of Children- Routine Immunisation comprising of DPT, Polio, BCG and Measles- Infants Immunised	47
11(B)	Pulse Polio Immunisation Programme- Infants Immunised	49
12	Sanitation Programme in Rural Areas	51
13	Institutional Delivery	52
14	SC Families Assisted	53
15	ST Families Assisted	55
16	Universalization of ICDS Scheme	56
17	Functional Anganwadis	58
18	No. of Urban poor families assisted under Seven Point Charter	60
19(A)	Afforestation- Area Covered under Plantation- (Public and Forest Lands)	62
19(B)	Afforestation- Seedlings planted – (Public and Forest Lands)	64
20	Rural Roads – PMGSY	66
21	Rajiv Gandhi Grameen Vidyutikaran Yojana -RGGVY	68
22	Energising pump sets	70
23	Supply of Electricity	72

Annexures

- | | |
|---|---------------|
| ○ SC, ST, Women and Disabled Swarozgaries Assisted under SGSY | Annexure -I |
| ○ Employment Generated for SC, ST and Women under SGRY | Annexure -II |
| ○ Waste land distributed to SC, ST and Others | Annexure -III |
| ○ List of 66 items to be monitored under TPP-2006 | Annexure -IV |
| ○ Abbreviations used | Annexure -V |

Twenty Point Programme – 2006

An Introduction

The Twenty Point Programme (TPP) was launched by the Government of India in 1975 and restructured in 1982 and again in 1986. Over the years, the need for restructuring the Programme has been felt in the light of our achievements and experiences, as well as the introduction of several new policies and programmes by the Government of India. Although the TPP has been in existence for the last 30 years, it is still relevant today as the desired objectives of eradication of poverty and improvement in the quality of life of the common man have yet to be completely attained.

2. TPP-86 has now been restructured and is called Twenty Point Programme-2006 (TPP-2006). The programmes and schemes under the TPP-2006 are in harmony with the priorities contained in the National Common Minimum Programme (NCMP), the Millennium Development Goals (MDGs) of the United Nations and SAARC Social Charter. The original nomenclature, namely the Twenty Point Programme, which has been in existence for the past three decades, and carries the stamp of familiarity among the people and administrative agencies, has been retained.

3. TPP-2006 has Points for the benefit of both the rural and urban people. Its thrust is towards programmes for eradicating poverty and improving the quality of life of the poor and the under-privileged people all over the country. The programme covers various socio economic aspects like poverty, employment, education, housing, health, agriculture, land reforms, irrigation, drinking water, protection and empowerment of weaker sections, consumer protection, environment, e-Governance, etc.

4. TPP-2006 has 20 Points and 66 items. All the 66 items of TPP-2006 (list at *Annexure-IV*) are not amenable to reporting on monthly basis. Also, some of the schemes/ programmes are yet to be operationalised by the Central Nodal Ministries concerned. These items will be monitored only after the schemes concerning them come into existence and their frequency of monitoring will be decided later. Due to change in frequency of monitoring from monthly to annual by the concerned Nodal Ministries, two items namely “Rehabilitation of Handicapped and Orphans” and “Welfare of the Aged” shall now be monitored on annual basis instead of monthly basis. Accordingly, the number of items, being monitored on monthly basis has been reduced from 25 to 23. Remaining items under TPP-2006, will be monitored on annual basis as the information in respect of these items will be made available on annual basis by the concerned Ministries. Out of 23 monthly monitored items, the performance in respect of 19 items shall be provided by the States/UTs and in respect of 4 items by the concerned Nodal Ministries. For the purpose of ranking, the performance of States on monthly basis in respect of 20 tentatively identified items/parameters have been evaluated.

5. The three-tier monitoring mechanism in TPP-1986 at District, State and Central level has been widened in TPP-2006 by including Block level monitoring. This will ensure proper and timely implementation of programmes/schemes by effective monitoring. State Governments/UT Administrations have been requested to ensure that the monitoring committees at various levels are put in place, where they do not exist. The comprehensive Guidelines on TPP-2006 have been issued and hoisted on the website (www.mospi.gov.in) of this Ministry.

Twenty Point Programme – 2006

Twenty Points

1. Garibi Hatao [Poverty Eradication]
2. Jan Shakti (Power to People)
3. Kisan Mitra [Support to Farmers]
4. Shramik Kalyan [Labour Welfare]
5. Khadya Suraksha [Food Security]
6. Subke Liye Aawas [Housing for All]
7. Shudh Peya Jal [Clean Drinking Water]
8. Jan Jan Ka Swasthya [Health for All]
9. Sabke Liye Shiksha [Education for All]
10. Anusuchit Jaati, Jan Jaati, Alp-sankhyak evam
Anya Pichhra Varg Kalyan [Welfare of Scheduled Castes,
Scheduled Tribes, Minorities and OBCs]
11. Mahila Kalyan [Women Welfare]
12. Bal Kalyan [Child Welfare]
13. Yuva Vikas [Youth Development]
14. Basti Sudhar [Improvement of Slums]
15. Paryavaran Sanrakshan evam Van Vridhi
[Environment Protection and Afforestation]
16. Samajik Suraksha [Social Security]
17. Grameen Sadak [Rural Roads]
18. Grameen Oorja [Energization of Rural Area]
19. Pichhara Kshetra Vikas [Development of Backward Areas]
20. e- Shasan [IT enabled e-Governance]

Twenty Point Programme – 2006

Monthly Monitored Items

1. Employment generation under the National Rural Employment Guarantee Scheme
2. Swaranjayanti Gram Swarojgar Yojana
3. Sampoorna Grameen Rojgar Yojana
4. Self help Groups
5. Distribution of Waste land to landless
6. Minimum Wages Enforcement (including Farm Labour)
7. Food security:
 - (i) Targeted Public Distribution system,
 - (ii) Antodaya Anna Yojana,
8. Rural Housing - Indira Awaas Yojana
9. EWS/LIG Houses in Urban Areas
10. Rural Areas.
- Accelerated Rural Water Supply Programme
11. Immunisation of Children
12. Sanitation Programme in Rural Areas
13. Institutional Delivery
14. SC Families Assisted
15. ST Families Assisted
16. Universalisation of ICDS Scheme
17. Functional Anganwadis
18. Number of Urban poor families assisted under seven point charter viz. land tenure, housing at affordable cost, water, sanitation, health, education, and social security.
19. Afforestation:
 - (a) Area Covered under Plantation on - Public and Forest Lands
 - (b) Number of Seedlings planted on -Public and Forest Lands
20. Rural Roads - PMGSY
21. Rajiv Gandhi Grameen Vidyutikaran Yojana-RGGVY
22. Energising Pump sets
23. Supply of Electricity

Twenty Point Programme – 2006

Items tentatively identified for ranking

For the purpose of ranking the performance of States under TPP-2006 on monthly basis, the following 20 items/Parameters have been tentatively identified.

1. **Total Swarozgaries Assisted under SGSY**
2. **SHGs to whom income generating activities provided**
3. **Food security:**
 - (i) **Targeted Public Distribution System,**
 - (ii) **Antodaya Anna Yojana,**
4. **Rural Housing - Indira Awaas Yojana**
5. **EWS/LIG Houses in Urban Areas**
6. **Rural Areas:**
 - (i) **Accelerated Rural Water Supply Programme -Habitation covered (NC &PC)**
 - (ii) **Slipped back Habitations with water quality problems-ARWSP**
7. **Immunisation of Children:**
 - (i) **Routine Immunisation**
 - (ii) **Pulse Polio Immunisation**
8. **SC Family Assisted**
9. **Universalisation of ICDS Scheme**
10. **Functional Anganwadis**
11. **Number of Urban poor families assisted under seven point charter viz. land tenure, housing at affordable cost, water, sanitation, health, education, and social security.**
12. **Afforestation:**
 - (i) **Area Covered under Plantation on - Public and Forest Lands**
 - (ii) **Number of Seedlings planted on -Public and Forest Lands**
13. **Rural Roads - PMGSY**
14. **Rajiv Gandhi Grameen Viduytikaran Yojana -RGGVY**
15. **Energising Pump sets**
16. **Supply of Electricity**

Status of receipt of targets for Monthly Monitored items under TPP-2006

[Sl. No.]	Name of the item	Parameters/ indicators	Whether targetable / non targetable	Whether targets have been received	Nodal Ministry
1	Employment generation under the National Rural Employment Guarantee Scheme	(i) No. of job card issued (ii) Employment generated (iii) Wages given	Non targetable	-	Ministry of Rural Development
2	Swaranjayanti Gram Swarojgar Yojana	Individual Swarozgaries Assisted (i) Total (ii) SC (iii) ST (iv) Women (v) Disabled person	Targetable	Yes	-do-
3	Sampoorna Grameen Rojgar Yojana	Employment Generated (i) Total (ii) SC (iii) ST (iv) Women	Non targetable	-	-do-
4	Self help Groups	SHGs under SGSY - SHGs formed - SHGs to whom income generating activities provided	Non targetable Targetable	- Yes	-do- -do-
5	Distribution of waste land to the landless	Waste Land distributed (i) Total (ii) SC (iii) ST (iv) Others	Non targetable	-	-do-
6	Rural Housing - Indira Awaas Yojana	Houses sanctioned	Targetable	Yes	-do-
7	Rural Areas - Accelerated Rural Water Supply Programme	(i) Habitations covered (NC/PC) (ii) Slipped back Habitations covered Habitations with water quality problem covered	Targetable Targetable	Yes (Targets received in respect of only fourteen States) Yes	-do- -do-
8	Sanitation Programme in Rural Areas	Individual Household latrines constructed	Non targetable	-	-do-
9	Rural Roads – PMGSY	Length of Road Constructed	Targetable	Yes	-do-

Sl. No.	Name of the item	Parameters/ indicators	Whether targetable / non targetable	Whether targets have been received	Nodal Ministry
10.	Minimum Wages Enforcement (including Farm Labour)	(a)Agriculture and Farm workers (i) Inspections made (ii)Irregularities detected (iii)Irregularities rectified (iv) Claims filed (v) claims settled (vi) Prosecution cases pending (vii) Prosecution cases filed (viii) Prosecution cases decided (b) others	Non - targetable	-	Ministry of Labour & Employment
11.	Food security: (i) Targeted Public Distribution system (ii) Antodaya Anna Yojana	Allocation of Food Grains to States/UTs	Targetable	Yes	Ministry of Consumer Affairs -do-
		Allocation of Food Grains to States/UTs	-do-	Yes	
12	Immunisation of Children	(i) Routine Immunisation comprising of Tetnus, DPT, Polio, BCG and Measles	Targetable	Yes	Ministry of Health & Family Welfare
		(ii) Pulse Polio Immunisation Programme	Targetable	Yes	-do-
13	Institutional Delivery	Delivery in Institutions	Non targetable	-	-do-
14.	SC Families Assisted	SC Families Assisted	Targetable	Yes	M/o Social Justice and Empowerment
15	ST Families Assisted	ST Families Assisted	Targetable	Yes (State-wise targets not received)	Ministry of Tribal Affairs
16	Universalisation of ICDS Scheme	ICDS Blocks Operational (Cumulative)	Targetable	Yes	Ministry of Women and Child Development
17	Functional Anganwadis	Anganwadis Functional (cumulative)	Targetable	Yes	-do-
18	EWS/LIG Houses in Urban Areas	Houses sanctioned	Targetable	Yes (Targets received in respect of seventeen States/UTs)	M/o Housing and Urban Poverty Alleviation

Sl. No.	Name of the item	Parameters/ indicators	Whether targetable / non targetable	Whether targets have been received	Nodal Ministry
19	Number of Urban poor families assisted under seven point charter viz. land tenure, housing at affordable cost, water, sanitation, health, education, and social security.	Poor Families Assisted	Targetable	Yes (Targets received in respect of eleven States/ UTs)	-do-
20	Afforestation (a) Area Covered under Plantation on - Public and Forest Lands (b) Number of Seedlings planted on -Public and Forest Lands	(a) Area Covered under Plantation on - Public and Forest Lands (b) Number of Seedlings planted on -Public and Forest Lands	Targetable Targetable	Yes Yes	Ministry of Environment and Forest -do-
21	Rajiv Gandhi Grameen Vidyutikaran Yojana (RGGVY)	Villages electrified	Targetable	Yes	Ministry of Power
22	Energising Pump sets	Pumpsets Energised	Targetable	Yes	-do-
23	Supply of Electricity	Electricity demanded	Targetable	Yes	-do-

List of items where the concerned schemes are yet to be operationalised

- (i) ***Quick and inexpensive justice–Gram Nyayalayas and Nyaya Panchayats:*** Ministry of Panchayati Raj is consulting Central Ministries and States/UT Governments regarding draft bill on Nyaya Panchayats.
- (ii) ***Social Security for Agricultural and Unorganised Labour:*** To provide Social Security to workers in the unorganized sector, including agricultural labour, the Unorganised Sector Workers’ Social Security Bill, 2007, was introduced in the Rajya Sabha on 10.9.07 and is being examined by the Parliamentary Standing Committee on Labour.
- (iii) ***Reservation of OBCs in Education:*** The validity of Central Educational Institutions (Reservation in Admission) Act, 2006 which has been enacted on 4th January, 2007 and the 93rd Constitution Amendment, notified on 20th January, 2006 have been challenged in the Supreme Court of India and the matter is, at present, subjudice. The monitoring, can therefore, start only after a year of implementation of the act, once the case is decided.
- (iv) ***Sports for all in Rural and Urban Areas:*** A scheme of Panchayat Yuva Khel Abhiyan is under consideration of the Planning Commission.
- (v) ***IT enabled e-Governance for Panchayats and Municipalities:*** The National e-Governance Programme aims at improving delivery of Government Services to citizens and businessmen. In the NeGP, there are 27 Mission Mode Projects (MMP) including 10 projects in the State Category, which are being implemented by various State Governments. Projects relating to Panchayats and Municipalities are part of the State category Projects of NeGP. Schemes for MMP of Panchayats and Municipalities, have not yet been approved. The status would be informed by the Department of IT as soon as projects are approved and implementation is started.

List of items which have been operationalised subsequently

- (1) ***Rural Business Hubs in Partnership with Panchayats:*** Rural Business Hubs as a Centrally Sponsored Scheme has been approved during August-2007. The parameter/ indicator to be monitored on annual basis is the “number of MOUs signed under various schemes”.
- (2) ***Rehabilitation of Scavengers:*** The Self Employment Scheme for “Rehabilitation of Manual Scavengers” (SRMS) has become operational w.e.f. 9th January, 2007. The parameter/ indicator to be monitored on annual basis is the “number of manual scavengers and their dependents assisted for rehabilitation”.
- (3) ***Rights of Forest dwellers – Owners of minor forest produce:*** The Bill concerning “Rights of Forest Dwellers” - Owners of minor forest produce has been passed. The information on indicators/ parameters to be monitored and frequency of monitoring is awaited from Ministry of Tribal Affairs.

Item Merged

Dry Land Farming: Consequent to the decision of Ministry of Finance and Planning Commission on the EFC of “Enhancing Sustainability of Dry Land Farming System” for XI Five Year Plan, Dry Land Farming has been merged with new initiatives of the Department-‘Rainfed Area Development Programme’. As of now, there is no separate scheme on Dryland Farming.

PART - I

TWENTY POINT PROGRAMME - 2006

OVERALL PERFORMANCE ANALYSIS

Twenty Point Programme-2006

Progress Report – (April, 2007-February, 2008)

This monthly progress report of Twenty Point Programme-2006 consists of two parts: **Part-I** contains an analysis of the overall performance, and **Part-II** deals with item-wise performance.

2. The report is compiled on the basis of data received from the Central Nodal Ministries and State Governments/UT Administrations. The data is received either through web enabled software developed by National Informatics Centre (NIC) Cell in this Ministry or through Fax/e-mail/post. The processing of data has been done in association with NIC Cell.

3. The analysis for the period *April, 2007 to February, 2008* shows that the performance under *nine* items has been **‘Very Good’** (90% or above the targets). These items are:

- (i) Urban Poor Families assisted under Seven Point Charter
- (ii) SHGs to whom income generating activities provided
- (iii) Villages Electrified- RGGVY
- (iv) Anganwadis Functional (Cum.)
- (v) ICDS Blocks Operational (Cum.)
- (vi) Routine Immunisation of Children
- (vii) Seedlings Planted (Public and Forest Lands)
- (viii) Food Security (Antodaya Anna Yojana)
- (ix) Supply of Electricity

4. The performance of *three* items has been **‘Good’** (80% to 90% of target). These items are:

- (i) SC Family Assisted
- (ii) Area Covered under Plantation (Public and Forest Lands)
- (iii) Food Security (Targeted Public Distribution System)

5. The performance of *eight* items has been **‘Poor’** (below 80% of target). These items are:

- (i) Habitations covered (NC and PC)- ARWSP
- (ii) Pumpsets Energised
- (iii) Houses Constructed – IAY
- (iv) Road Constructed-PMGSY
- (v) Total Swarozgaries Assisted- SGSY
- (vi) Pulse Polio Immunisation
- (vii) Slipped back Habitations with water quality problems covered–ARWSP
- (viii) Houses constructed – EWS/LIG

6. Some of items under TPP-2006 like “*National Rural Employment Guarantee Scheme-NREGS*”, “*Sapoorna Gramin Rojgar Yojana (SGRY)*”, “*Self help Groups formed under SGSY*” and “*Sanitation Programme in Rural Areas*” being demand driven are being monitored without target. The items - “*Distribution of Wasteland to the landless*” & “*Institutional Delivery*” will be monitored without any target as the concerned Nodal Ministries are unable to provide the target, These items shall not be considered for the purpose of ranking. The items where quarterly/ annual targets have been provided by the Ministries concerned, monthly targets have been worked out on prorata basis.

7. MPRs have not been received from Ministry of Labour & Employment despite repeated telephonic reminders and three States/UTs i.e. Manipur, Nagaland and Dadra & Nagar Haveli till the finalization of this report. Therefore, the progress for these three States/UTs and Ministry of Labour & Employment relate to the period April, 2007 to January, 2008.

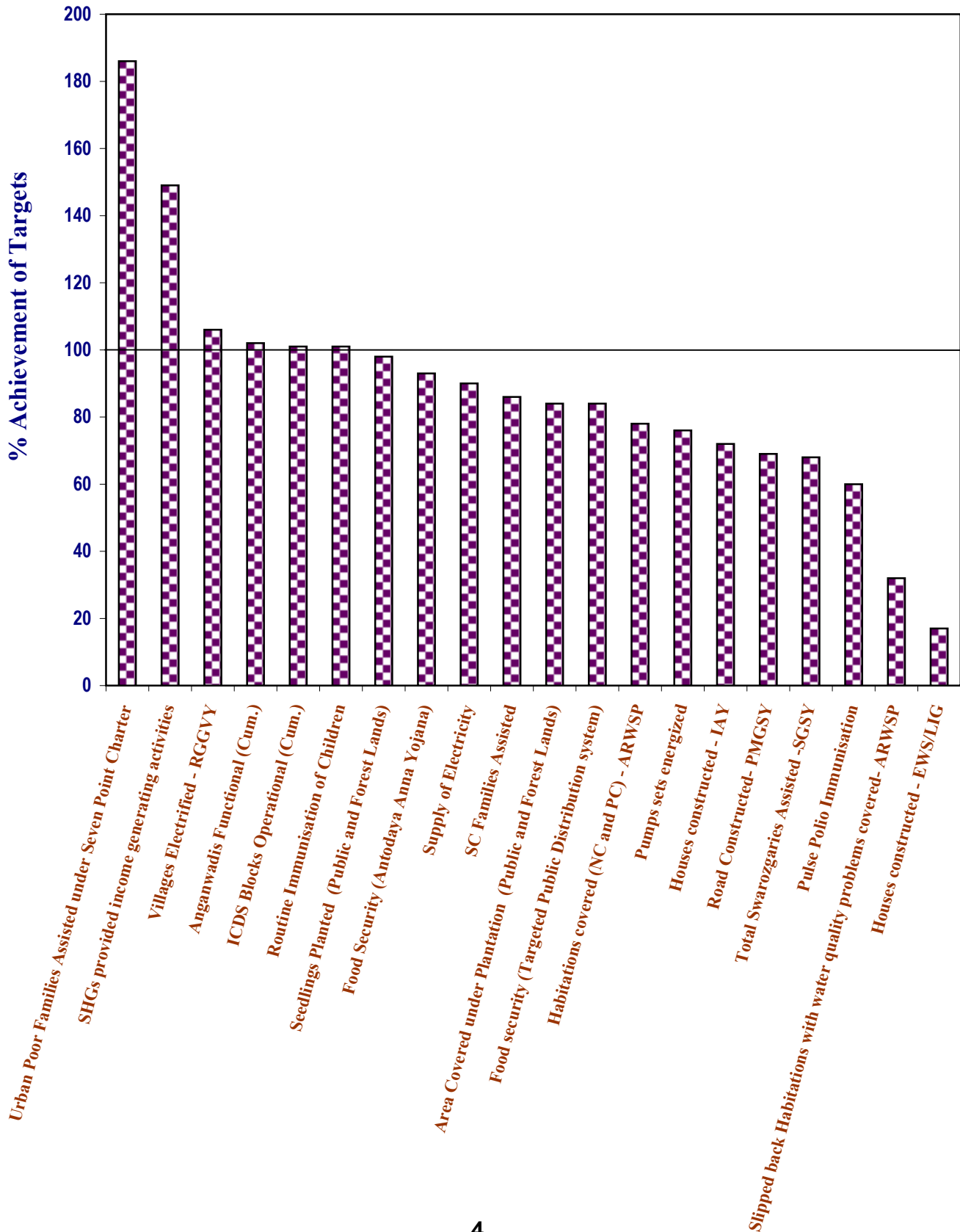
HIGHLIGHTS

Sl. No.	Item	Achievement for April, 2007 to February, 2008
Employment generated under NREGS.		
1	No. of Job cards issued	502.43 lakh Job cards issued
2	Employment generated	11986.01 Lakh mandays of employment generated
3	Wages given	Rs 8288.59 crore given as wages
Swaranjayanti Gram Swarozgar Yojana		
4	No. of Individual Swarozgaries Assisted	8.42 lakh Swarozgaries Assisted
Sampoorna Grameen Rojgar Yojana		
5	Employment Generated	2085.43 lakh manday of employment generated
Self help Groups		
6	No. of SHGs formed	3.00 lakh SHGs formed
7	No. of SHGs to whom income generating activities provided	1.40 lakh SHGs provided with income generating activities
Distribution of waste land to the landless		
8	Land distributed	2.93 lakh hectare of Wasteland Distributed to landless
Minimum Wages Enforcement (Including Farm Labour)		
9	No. of Inspections made	1,40,657 Inspections made
10	No. of Irregularities detected	33,293 Irregularities detected
11	No. of Irregularities rectified	29,771 Irregularities rectified
12	No. of Claims filed	4,722 Farm worker claims filed
13	No. of Claims settled	4,366 Farm worker claims settled
14	No. of Prosecution cases Pending	19,958 Prosecution cases Pending
15	No. of Prosecution cases filed	269 Prosecution cases filed
16	No. of Prosecution cases decided	403 Prosecution cases decided
Food Security: (i) TPDS (ii) AAY		
17	Off take of food grains by States/UTs under TPDS	302.58 lakh tones of food grains lifted
18	Off take of food grains by States/UTs under AAY	85.87 lakh tonnes of food grains lifted
Rural Housing- Indira Awaas Yojana		
19	No. of Houses constructed	14.03 lakh houses have been provided to the rural poor families
EWS/LIG Houses in Urban Areas		
20	No. of Houses constructed	21,141 houses have been provided

Contd.....

Sl. No.	Item	Achievement for April, 2007 to February, 2008
Rural Areas. - Accelerated Rural Water Supply Programme		
21	Habitations covered (NC and PC)	11,692 Habitations covered under (NC and PC)
22	Slipped back Habitations with water quality problems covered	39,347 Habitation covered
Immunisation of Children		
23	Routine Immunisation of Children	239.09 lakh infants immunized
24	Pulse Polio Immunisation Programme	6251.66 lakh infants covered
Sanitation Programme in Rural Areas		
25	No. of Individual household latrines constructed	94.17 lakh Individual H.H. latrines constructed
Institutional Delivery		
26	No. of Deliveries in Institution	111.38 lakh pregnant mothers delivered in institutions
SC Families Assisted		
27	No. of SC Families Assisted	37.65 lakh Scheduled Caste families assisted
ST Families Assisted		
28	No. of ST Families Assisted	35.66 lakh Scheduled Tribe families assisted
Universalisation of ICDS Schemes		
29	No. of ICDS Blocks Operational (Cum.)	6,265 ICDS Blocks in the country are in operation
Functional Anganwadis		
30	No. of Anganwadis Functional (Cum.)	10.16 lakh Anganwadis are functioning
Number of Urban poor families assisted under seven point charter viz. land tenure, housing at affordable cost, water, sanitation, health, education, and social security.		
31	No. of Poor Families Assisted	2.07 lakh families in slum areas have been provided with basic amenities
Afforestation:		
(i) Area Covered under Plantation (Public & Forest Lands)		
(ii) Seedlings planted (Public and Forest Lands)		
32	Area Covered under Plantation (Public and Forest Lands)	14.39 lakh hectares covered
33	Seedlings planted (Public and Forest Lands)	108.31 crore seedling planted
Rural Road- PMGSY		
34	Length of Road Constructed	32,573 Kms road constructed
Rajiv Gandhi Grameen Vidyutikaran Yojana		
35	No. of Villages Electrified	37,739 Villages electrified
Energized Pumps sets		
36	No. of Pumps sets energized	3.04 lakh Pumpsets energized for irrigation purposes
Supply of Electricity		
37	Electricity supplied (MU)	5,96,769 million units (MU)

PERFORMANCE DURING April, 2007 to February, 2008



ACHIEVEMENT HIGHLIGHTS

PERFORMANCE DURING April, 2007 to February, 2008

The cumulative performance during April, 2007 to February, 2008 has been "Very Good" for 9 items, "Good" for 3 items, and "Poor" for 8 items.

A. "Very Good" Performance (90% or above of targets)

<u>No.</u>	<u>Items</u>	<u>% Achievement</u>
14A01	Urban Poor Families Assisted under Seven Point Charter	186
01E02	SHGs provided income generating activities	149
18B01	Villages Electrified - RGGVY	106
12B01	Anganwadis Functional (Cum.)	102
12A01	ICDS Blocks Operational (Cum.)	101
08C01	Routine Immunisation of Children	101
15A02	Seedlings Planted (Public and Forest Lands)	98
05B02	Food Security (Antodaya Anna Yojana)	93
18E02	Supply of Electricity	90

B. "Good" Performance (80% to 90%)

10A01	SC Families Assisted	86
15A01	Area Covered under Plantation (Public and Forest Lands)	84
05A01	Food security (Targeted Public Distribution system)	84

C. Areas of concern-where the performance is below 80%

07A01	Habitations covered (NC and PC) - ARWSP	78
18D01	Pumps sets energized	76
06A01	Houses constructed - IAY	72
17A01	Road Constructed- PMGSY	69
01B01	Total Swarozgaries Assisted -SGSY	68
08C02	Pulse Polio Immunisation	60
07A02	Slipped back Habitations with water quality problems covered- ARWSP	32
06B01	Houses constructed - EWS/LIG	17

Table - A

Targets for 2007-2008 & April, 2007 to February, 2008 and achievements during the period April, 2007 to February, 2008

ALL INDIA PERFORMANCE

Sl. No.	Item Code	Item Description	Units	Targets		Achievements	% Achievements of Targets during
				2007-2008	April,2007-February,2008	April,2007-February,2008	April,2007-February,2008
1	01B01	Total Swarozgaris Assisted - SGSY	Number	13,52,743	12,39,869	8,42,292	68
2	01E02	SHGs provided income generating activities	Number	1,06,037	93,646	1,39,576	149
3	05A02	Off take by States/UTs - TPDS	Tonnes	-	3,59,95,836	3,02,58,163	84
4	05B02	Off take by States/UTs - AAY	Tonnes	-	92,56,342	85,86,543	93
5	06A01	Houses constructed - IAY	Number	21,27,184	19,49,849	14,02,653	72
6	06B01	Houses constructed - EWS/LIG	Number	1,33,956	1,22,741	21,141	17
7	07A01	Habitations covered (NC and PC) - ARWSP	Number	16,886	14,914	11,692	78
8	07A02	Slipped back Habitations with water quality problems covered- ARWSP	Number	1,38,613	1,23,241	39,347	32
9	08C01	Routine Immunisation of Children	Number	2,57,72,056	2,36,24,337	2,39,09,404	101
10	08C02	Pulse Polio Immunisation	Number	1,12,14,38,709	1,04,70,30,721	62,51,65,994	60
11	10A01	SC Families Assisted	Number	47,74,200	43,76,240	37,65,413	86
12	12A01	ICDS Blocks Operational (Cum.)	Number	6,229	6,190	6,265	101
13	12B01	Anganwadis Functional (Cum.)	Number	10,17,952	9,93,984	10,15,680	102
14	14A01	Urban Poor Families Assisted under Seven Point Charter	Number	1,21,501	1,11,331	2,07,496	186
15	15A01	Area Covered under Plantation (Public and Forest Lands)	Hectares	18,60,000	17,04,864	14,39,442	84
16	15A02	Seedlings Planted (Public and Forest Lands)	Number	1,20,90,10,000	1,10,82,59,009	1,08,31,25,309	98
17	17A01	Road Constructed - PMGSY	Kilometer	54,401	47,147	32,573	69
18	18B01	Villages Electrified - RGGVY	Number	40,000	35,568	37,739	106
19	18D01	Pumps sets energized	Number	4,36,200	3,99,795	3,03,726	76
20	18E02	Electricity supplied	Million Units	-	6,61,137	5,96,769	90

Table - B

STATE-WISE PERFORMANCE DURING April, 2007 to February, 2008 (PERCENT ACHIEVEMENT)

Item No.	Description	ALL							
		INDIA	AP	ARP	AS	BI	CHHA.	DELHI	GOA
01B01	Total Swarozgaries Assisted - SGSY	68	39	0	1	8	35	NA	10
01E02	SHGs provided income generating activities	149	528	0	118	41	89	NA	144
05A01	Food security (Targeted Public Distribution system)	84	91	67	103	58	94	94	93
05B02	Food Security (Antodaya Anna Yojana)	93	101	65	101	84	102	85	82
06A01	Houses constructed - IAY	72	111	0	80	50	55	NA	61
06B01	Houses constructed - EWS/LIG	17	NA	0	NA	NA	68	21	NA
07A01	Habitations covered (NC and PC) - ARWSP	78	NA	0	79	NA	NA	NA	NA
07A02	Slipped back Habitations with water quality problems covered- ARWSP	32	58	0	16	0	0	NA	NA
08C01	Routine Immunisation of Children	101	151	90	78	35	111	84	100
08C02	Pulse Polio Immunisation	60	24	0	3	43	33	45	0
10A01	SC Families Assisted	86	46	NA	39	7	75	9	148
12A01	ICDS Blocks Operational (Cum.)	101	101	105	129	100	99	119	100
12B01	Anganwadis Functional (Cum.)	102	102	118	91	100	92	117	105
14A01	Urban Poor Families Assisted under Seven Point Charter	186	268	NA	0	16	0	NA	NA
15A01	Area Covered under Plantation (Public and Forest Lands)	84	96	9	73	138	62	286	55
15A02	Seedlings Planted (Public and Forest Lands)	98	176	7	63	142	58	5,457	152
17A01	Road Constructed- PMGSY	69	84	79	0	49	36	NA	0
18B01	Villages Electrified - RGGVY	106	57	NA	0	50	0	NA	NA
18D01	Pumps sets energized	76	117	NA	NA	47	24	NA	NA
18E02	Supply of Electricity	90	96	81	93	87	95	100	99

NA - Not Applicable

Table - B(Contd.)

STATE-WISE PERFORMANCE DURING April, 2007 to February, 2008 (PERCENT ACHIEVEMENT)

Item No.	Description	ALL							
		INDIA	GUJ	HRY	HP	J&K	JHAR.	KAR	KER
01B01	Total Swarozgaries Assisted - SGSY	68	89	85	94	62	42	124	26
01E02	SHGs provided income generating activities	149	110	96	104	97	277	84	88
05A01	Food security (Targeted Public Distribution system)	84	78	70	95	91	78	72	98
05B02	Food Security (Antodaya Anna Yojana)	93	90	95	96	100	91	96	100
06A01	Houses constructed - IAY	72	73	66	65	67	67	47	52
06B01	Houses constructed - EWS/LIG	17	111	41	0	NA	NA	NA	NA
07A01	Habitations covered (NC and PC) - ARWSP	78	NA	NA	227	53	NA	404	38
07A02	Slipped back Habitations with water quality problems covered- ARWSP	32	90	83	0	0	6	13	44
08C01	Routine Immunisation of Children	101	209	107	98	166	86	99	112
08C02	Pulse Polio Immunisation	60	129	2	93	1	43	91	98
10A01	SC Families Assisted	86	82	77	72	456	166	74	61
12A01	ICDS Blocks Operational (Cum.)	101	100	104	100	101	88	100	100
12B01	Anganwadis Functional (Cum.)	102	100	104	100	80	118	103	112
14A01	Urban Poor Families Assisted under Seven Point Charter	186	109	NA	NA	NA	NA	NA	NA
15A01	Area Covered under Plantation (Public and Forest Lands)	84	91	72	93	14	37	106	99
15A02	Seedlings Planted (Public and Forest Lands)	98	102	208	10	12	94	142	96
17A01	Road Constructed- PMGSY	69	79	130	100	49	194	75	53
18B01	Villages Electrified - RGGVY	106	291	223	NA	NA	241	161	NA
18D01	Pumps sets energized	76	164	195	210	NA	114	84	102
18E02	Supply of Electricity	90	84	88	97	71	87	97	98

NA - Not Applicable

Table - B(Contd.)

STATE-WISE PERFORMANCE DURING April, 2007 to February, 2008 (PERCENT ACHIEVEMENT)

Item No.	Description	ALL							
		INDIA	MP	MAH	MANI	MEGH	MIZ	NAGA	ORI
01B01	Total Swarozgaries Assisted - SGSY	68	66	8	0	20	0	14	3
01E02	SHGs provided income generating activities	149	39	92	0	247	0	78	114
05A01	Food security (Targeted Public Distribution system)	84	97	84	93	95	95	103	87
05B02	Food Security (Antodaya Anna Yojana)	93	96	85	92	97	100	106	88
06A01	Houses constructed - IAY	72	77	82	63	24	44	145	47
06B01	Houses constructed - EWS/LIG	17	15	0	NA	NA	NA	NA	NA
07A01	Habitations covered (NC and PC) - ARWSP	78	NA	28	NA	22	NA	11	NA
07A02	Slipped back Habitations with water quality problems covered- ARWSP	32	4	30	0	55	0	0	47
08C01	Routine Immunisation of Children	101	93	92	137	56	186	173	83
08C02	Pulse Polio Immunisation	60	29	86	50	0	44	4	19
10A01	SC Families Assisted	86	112	71	0	NA	NA	NA	47
12A01	ICDS Blocks Operational (Cum.)	101	100	96	106	100	100	100	100
12B01	Anganwadis Functional (Cum.)	102	106	94	128	97	103	98	106
14A01	Urban Poor Families Assisted under Seven Point Charter	186	NA	NA	NA	26	NA	NA	NA
15A01	Area Covered under Plantation (Public and Forest Lands)	84	109	51	58	38	115	38	163
15A02	Seedlings Planted (Public and Forest Lands)	98	86	136	178	73	83	0	22
17A01	Road Constructed- PMGSY	69	47	59	662	18	57	0	55
18B01	Villages Electrified - RGGVY	106	0	24	NA	NA	NA	NA	0
18D01	Pumps sets energized	76	132	51	NA	NA	NA	NA	51
18E02	Supply of Electricity	90	87	82	94	77	85	88	98

NA - Not Applicable

Table - B(Contd.)

STATE-WISE PERFORMANCE DURING April, 2007 to February, 2008 (PERCENT ACHIEVEMENT)

Item No.	Description	ALL							
		INDIA	PUDU	PUN	RAJ	SIK	TN	TRI	UTTA.
01B01	Total Swarozgaries Assisted - SGSY	68	0	47	53	69	562	0	83
01E02	SHGs provided income generating activities	149	134	103	238	72	124	55	124
05A01	Food security (Targeted Public Distribution system)	84	34	54	89	102	74	94	83
05B02	Food Security (Antodaya Anna Yojana)	93	53	56	94	100	100	89	87
06A01	Houses constructed - IAY	72	10	86	70	61	169	11	90
06B01	Houses constructed - EWS/LIG	17	NA	0	104	67	43	0	NA
07A01	Habitations covered (NC and PC) - ARWSP	78	NA	714	33	NA	NA	NA	22
07A02	Slipped back Habitations with water quality problems covered- ARWSP	32	106	10	16	0	111	29	79
08C01	Routine Immunisation of Children	101	91	110	93	100	113	101	108
08C02	Pulse Polio Immunisation	60	0	31	19	92	99	50	79
10A01	SC Families Assisted	86	108	70	98	79	106	71	108
12A01	ICDS Blocks Operational (Cum.)	101	100	100	101	100	100	100	100
12B01	Anganwadis Functional (Cum.)	102	100	108	102	100	102	110	103
14A01	Urban Poor Families Assisted under Seven Point Charter	186	NA	NA	NA	259	19	105	NA
15A01	Area Covered under Plantation (Public and Forest Lands)	84	121	18	116	19	64	61	114
15A02	Seedlings Planted (Public and Forest Lands)	98	336	21	106	35	23	106	130
17A01	Road Constructed- PMGSY	69	NA	102	105	48	65	13	70
18B01	Villages Electrified - RGGVY	106	NA	NA	162	NA	NA	NA	117
18D01	Pumps sets energized	76	NA	187	92	NA	193	NA	166
18E02	Supply of Electricity	90	100	92	97	95	97	88	97

NA - Not Applicable

Table - B(Contd.)

STATE-WISE PERFORMANCE DURING April, 2007 to February, 2008 (PERCENT ACHIEVEMENT)

Item No.	Description	ALL							
		INDIA	UP	WB	A&N	CHND.	D&N	D&D	LAKSH
01B01	Total Swarozgaries Assisted - SGSY	68	95	24	30	NA	39	0	94
01E02	SHGs provided income generating activities	149	149	318	260	NA	0	0	190
05A01	Food security (Targeted Public Distribution system)	84	92	88	64	107	13	28	99
05B02	Food Security (Antodaya Anna Yojana)	93	97	85	71	140	12	30	149
06A01	Houses constructed - IAY	72	88	62	9	NA	0	1	124
06B01	Houses constructed - EWS/LIG	17	59	70	NA	0	NA	NA	0
07A01	Habitations covered (NC and PC) - ARWSP	78	NA	NA	NA	NA	0	NA	0
07A02	Slipped back Habitations with water quality problems covered- ARWSP	32	33	112	0	NA	NA	NA	NA
08C01	Routine Immunisation of Children	101	109	83	95	98	90	75	59
08C02	Pulse Polio Immunisation	60	85	42	49	97	0	49	93
10A01	SC Families Assisted	86	59	27	NA	74	NA	NA	NA
12A01	ICDS Blocks Operational (Cum.)	101	104	100	100	100	50	100	100
12B01	Anganwadis Functional (Cum.)	102	103	107	104	106	101	96	109
14A01	Urban Poor Families Assisted under Seven Point Charter	186	0	NA	NA	NA	NA	NA	0
15A01	Area Covered under Plantation (Public and Forest Lands)	84	82	18	66	176	114	118	22
15A02	Seedlings Planted (Public and Forest Lands)	98	94	45	58	151	243	72	169
17A01	Road Constructed- PMGSY	69	80	52	NA	NA	NA	NA	NA
18B01	Villages Electrified - RGGVY	106	77	119	NA	NA	NA	NA	NA
18D01	Pumps sets energized	76	79	61	NA	NA	NA	NA	NA
18E02	Supply of Electricity	90	82	96	75	100	100	89	100

NA - Not Applicable

Table - C

Items in which the States/UTs performance is Very Good (90% and above),
Good (80% to 90%) and Poor (below 80%) during the period
April, 2007 to February, 2008

1. ANDHRA PRADESH

Very Good

SHGs provided income generating activities, Off take by States/UTs -TPDS, Off take by States/UTs - AAY, Houses constructed - IAY, Routine Immunisation of Children, ICDS Blocks Operational (Cum.), Anganwadis Functional (Cum.), Urban Poor Families Assisted under Seven Point Charter, Area Covered under Plantation (Public and Forest Lands), Seedlings Planted (Public and Forest Lands), Pumps sets energized, Electricity supplied

Good

Road Constructed- PMGSY

Poor

Total Swarozgaries Assisted -SGSY, Slipped back Habitations with water quality problems covered- ARWSP, Pulse Polio Immunisation, SC Families Assisted, Villages Electrified - RGGVY

2. ARUNACHAL PRADESH

Very Good

Routine Immunisation of Children, ICDS Blocks Operational (Cum.), Anganwadis Functional (Cum.)

Good

Electricity supplied

Poor

Total Swarozgaries Assisted -SGSY, SHGs provided income generating activities, Off take by States/UTs - TPDS, Off take by States/UTs - AAY, Houses constructed - IAY, Houses constructed - EWS/LIG, Habitations covered (NC and PC) - ARWSP, Slipped back Habitations with water quality problems covered- ARWSP, Pulse Polio Immunisation, Area Covered under Plantation (Public and Forest Lands), Seedlings Planted (Public and Forest Lands), Road Constructed- PMGSY

3. ASSAM

Very Good

SHGs provided income generating activities, Off take by States/UTs -TPDS, Off take by States/UTs - AAY, ICDS Blocks Operational (Cum.), Anganwadis Functional (Cum.), Electricity supplied

Good

Houses constructed - IAY

Poor

Total Swarozgaries Assisted -SGSY, Habitations covered (NC and PC) - ARWSP, Slipped back Habitations with water quality problems covered- ARWSP, Routine Immunisation of Children, Pulse Polio Immunisation, SC Families Assisted, Urban Poor Families Assisted under Seven Point Charter, Area Covered under Plantation (Public and Forest Lands), Seedlings Planted (Public and Forest Lands), Road Constructed- PMGSY, Villages Electrified - RGGVY

4. BIHAR

Very Good

ICDS Blocks Operational (Cum.), Anganwadis Functional (Cum.), Area Covered under Plantation (Public and Forest Lands), Seedlings Planted (Public and Forest Lands)

Good

Off take by States/UTs - AAY, Electricity supplied

Poor

Total Swarozgaries Assisted -SGSY, SHGs provided income generating activities, Off take by States/UTs - TPDS, Houses constructed - IAY, Slipped back Habitations with water quality problems covered- ARWSP, Routine Immunisation of Children, Pulse Polio Immunisation, SC Families Assisted, Urban Poor Families Assisted under Seven Point Charter, Road Constructed- PMGSY, Villages Electrified - RGGVY, Pumps sets energized

Table - C (Contd.)

5. CHHATISGARH

Very Good

Off take by States/UTs -TPDS, Off take by States/UTs - AAY, Routine Immunisation of Children, ICDS Blocks Operational (Cum.), Anganwadis Functional (Cum.), Electricity supplied

Good

SHGs provided income generating activities

Poor

Total Swarozgaries Assisted -SGSY, Houses constructed - IAY, Houses constructed - EWS/LIG, Slipped back Habitations with water quality problems covered- ARWSP, Pulse Polio Immunisation, SC Families Assisted, Urban Poor Families Assisted under Seven Point Charter, Area Covered under Plantation (Public and Forest Lands), Seedlings Planted (Public and Forest Lands), Road Constructed- PMGSY, Villages Electrified - RGGVY, Pumps sets energized

6. DELHI

Very Good

Off take by States/UTs -TPDS, ICDS Blocks Operational (Cum.), Anganwadis Functional (Cum.), Area Covered under Plantation (Public and Forest Lands), Seedlings Planted (Public and Forest Lands), Electricity supplied

Good

Off take by States/UTs - AAY, Routine Immunisation of Children

Poor

Houses constructed - EWS/LIG, Pulse Polio Immunisation, SC Families Assisted

7. GOA

Very Good

SHGs provided income generating activities, Off take by States/UTs -TPDS, Routine Immunisation of Children, SC Families Assisted, ICDS Blocks Operational (Cum.), Anganwadis Functional (Cum.), Seedlings Planted (Public and Forest Lands), Electricity supplied

Good

Off take by States/UTs - AAY

Poor

Total Swarozgaries Assisted -SGSY, Houses constructed - IAY, Pulse Polio Immunisation, Area Covered under Plantation (Public and Forest Lands), Road Constructed- PMGSY

8. GUJARAT

Very Good

SHGs provided income generating activities, Off take by States/UTs - AAY, Houses constructed - EWS/LIG, Slipped back Habitations with water quality problems covered- ARWSP, Routine Immunisation of Children, Pulse Polio Immunisation, ICDS Blocks Operational (Cum.), Anganwadis Functional (Cum.), Urban Poor Families Assisted under Seven Point Charter, Area Covered under Plantation (Public and Forest Lands), Seedlings Planted (Public and Forest Lands), Villages Electrified - RGGVY, Pumps sets energized

Good

Total Swarozgaries Assisted -SGSY, SC Families Assisted, Electricity supplied

Poor

Off take by States/UTs -TPDS, Houses constructed - IAY, Road Constructed- PMGSY

Table - C (Contd.)

9. HARYANA

Very Good

SHGs provided income generating activities, Off take by States/UTs - AAY, Routine Immunisation of Children, ICDS Blocks Operational (Cum.), Anganwadis Functional (Cum.), Seedlings Planted (Public and Forest Lands), Road Constructed- PMGSY, Villages Electrified - RGGVY, Pumps sets energized

Good

Total Swarozgaries Assisted -SGSY, Slipped back Habitations with water quality problems covered- ARWSP, Electricity supplied

Poor

Off take by States/UTs -TPDS, Houses constructed - IAY, Houses constructed - EWS/LIG, Pulse Polio Immunisation, SC Families Assisted, Area Covered under Plantation (Public and Forest Lands)

10. HIMACHAL PRADESH

Very Good

Total Swarozgaries Assisted -SGSY, SHGs provided income generating activities, Off take by States/UTs - TPDS, Off take by States/UTs - AAY, Habitations covered (NC and PC) - ARWSP, Routine Immunisation of Children, Pulse Polio Immunisation, ICDS Blocks Operational (Cum.), Anganwadis Functional (Cum.), Area Covered under Plantation (Public and Forest Lands), Road Constructed- PMGSY, Pumps sets energized, Electricity supplied

Poor

Houses constructed - IAY, Houses constructed - EWS/LIG, Slipped back Habitations with water quality problems covered- ARWSP, SC Families Assisted, Seedlings Planted (Public and Forest Lands)

11. JAMMU AND KASHMIR

Very Good

SHGs provided income generating activities, Off take by States/UTs -TPDS, Off take by States/UTs - AAY, Routine Immunisation of Children, SC Families Assisted, ICDS Blocks Operational (Cum.)

Good

Anganwadis Functional (Cum.)

Poor

Total Swarozgaries Assisted -SGSY, Houses constructed - IAY, Habitations covered (NC and PC) - ARWSP, Slipped back Habitations with water quality problems covered- ARWSP, Pulse Polio Immunisation, Area Covered under Plantation (Public and Forest Lands), Seedlings Planted (Public and Forest Lands), Road Constructed- PMGSY, Electricity supplied

12. JHARKHAND

Very Good

SHGs provided income generating activities, Off take by States/UTs - AAY, SC Families Assisted, Anganwadis Functional (Cum.), Seedlings Planted (Public and Forest Lands), Road Constructed- PMGSY, Villages Electrified - RGGVY, Pumps sets energized

Good

Routine Immunisation of Children, ICDS Blocks Operational (Cum.), Electricity supplied

Poor

Total Swarozgaries Assisted -SGSY, Off take by States/UTs -TPDS, Houses constructed - IAY, Slipped back Habitations with water quality problems covered- ARWSP, Pulse Polio Immunisation, Area Covered under Plantation (Public and Forest Lands)

Table - C (Contd.)

13. KARNATAKA

Very Good

Total Swarozgaries Assisted -SGSY, Off take by States/UTs - AAY, Habitations covered (NC and PC) - ARWSP, Routine Immunisation of Children, Pulse Polio Immunisation, ICDS Blocks Operational (Cum.), Anganwadis Functional (Cum.), Area Covered under Plantation (Public and Forest Lands), Seedlings Planted (Public and Forest Lands), Villages Electrified - RGGVY, Electricity supplied

Good

SHGs provided income generating activities, Pumps sets energized

Poor

Off take by States/UTs -TPDS, Houses constructed - IAY, Slipped back Habitations with water quality problems covered- ARWSP, SC Families Assisted, Road Constructed- PMGSY

14. KERALA

Very Good

Off take by States/UTs -TPDS, Off take by States/UTs - AAY, Routine Immunisation of Children, Pulse Polio Immunisation, ICDS Blocks Operational (Cum.), Anganwadis Functional (Cum.), Area Covered under Plantation (Public and Forest Lands), Seedlings Planted (Public and Forest Lands), Pumps sets energized, Electricity supplied

Good

SHGs provided income generating activities

Poor

Total Swarozgaries Assisted -SGSY, Houses constructed - IAY, Habitations covered (NC and PC) - ARWSP, Slipped back Habitations with water quality problems covered- ARWSP, SC Families Assisted, Road Constructed- PMGSY

15. MADHYA PRADESH

Very Good

Off take by States/UTs -TPDS, Off take by States/UTs - AAY, Routine Immunisation of Children, SC Families Assisted, ICDS Blocks Operational (Cum.), Anganwadis Functional (Cum.), Area Covered under Plantation (Public and Forest Lands), Pumps sets energized

Good

Seedlings Planted (Public and Forest Lands), Electricity supplied

Poor

Total Swarozgaries Assisted -SGSY, SHGs provided income generating activities, Houses constructed - IAY, Houses constructed - EWS/LIG, Slipped back Habitations with water quality problems covered- ARWSP, Pulse Polio Immunisation, Road Constructed- PMGSY, Villages Electrified - RGGVY

16. MAHARASHTRA

Very Good

SHGs provided income generating activities, Routine Immunisation of Children, ICDS Blocks Operational (Cum.), Anganwadis Functional (Cum.), Seedlings Planted (Public and Forest Lands)

Good

Off take by States/UTs -TPDS, Off take by States/UTs - AAY, Houses constructed - IAY, Pulse Polio Immunisation, Electricity supplied

Poor

Total Swarozgaries Assisted -SGSY, Houses constructed - EWS/LIG, Habitations covered (NC and PC) - ARWSP, Slipped back Habitations with water quality problems covered- ARWSP, SC Families Assisted, Area Covered under Plantation (Public and Forest Lands), Road Constructed- PMGSY, Villages Electrified - RGGVY, Pumps sets energized

Table - C (Contd.)

17. MANIPUR

Very Good

Off take by States/UTs -TPDS, Off take by States/UTs - AAY, Routine Immunisation of Children, ICDS Blocks Operational (Cum.), Anganwadis Functional (Cum.), Seedlings Planted (Public and Forest Lands), Road Constructed- PMGSY, Electricity supplied

Poor

Total Swarozgaries Assisted -SGSY, SHGs provided income generating activities, Houses constructed - IAY, Slipped back Habitations with water quality problems covered- ARWSP, Pulse Polio Immunisation, SC Families Assisted, Area Covered under Plantation (Public and Forest Lands)

18. MEGHALAYA

Very Good

SHGs provided income generating activities, Off take by States/UTs -TPDS, Off take by States/UTs - AAY, ICDS Blocks Operational (Cum.), Anganwadis Functional (Cum.)

Poor

Total Swarozgaries Assisted -SGSY, Houses constructed - IAY, Habitations covered (NC and PC) - ARWSP, Slipped back Habitations with water quality problems covered- ARWSP, Routine Immunisation of Children, Pulse Polio Immunisation, Urban Poor Families Assisted under Seven Point Charter, Area Covered under Plantation (Public and Forest Lands), Seedlings Planted (Public and Forest Lands), Road Constructed- PMGSY, Electricity supplied

19. MIZORAM

Very Good

Off take by States/UTs -TPDS, Off take by States/UTs - AAY, Routine Immunisation of Children, ICDS Blocks Operational (Cum.), Anganwadis Functional (Cum.), Area Covered under Plantation (Public and Forest Lands)

Good

Seedlings Planted (Public and Forest Lands), Electricity supplied

Poor

Total Swarozgaries Assisted -SGSY, SHGs provided income generating activities, Houses constructed - IAY, Slipped back Habitations with water quality problems covered- ARWSP, Pulse Polio Immunisation, Road Constructed- PMGSY

20. NAGALAND

Very Good

Off take by States/UTs -TPDS, Off take by States/UTs - AAY, Houses constructed - IAY, Routine Immunisation of Children, ICDS Blocks Operational (Cum.), Anganwadis Functional (Cum.)

Good

Electricity supplied

Poor

Total Swarozgaries Assisted -SGSY, SHGs provided income generating activities, Habitations covered (NC and PC) - ARWSP, Slipped back Habitations with water quality problems covered- ARWSP, Pulse Polio Immunisation, Area Covered under Plantation (Public and Forest Lands), Seedlings Planted (Public and Forest Lands), Road Constructed- PMGSY

Table - C (Contd.)

21. ORISSA

Very Good

SHGs provided income generating activities, ICDS Blocks Operational (Cum.), Anganwadis Functional (Cum.), Area Covered under Plantation (Public and Forest Lands), Electricity supplied

Good

Off take by States/UTs -TPDS, Off take by States/UTs - AAY, Routine Immunisation of Children

Poor

Total Swarozgaries Assisted -SGSY, Houses constructed - IAY, Slipped back Habitations with water quality problems covered- ARWSP, Pulse Polio Immunisation, SC Families Assisted, Seedlings Planted (Public and Forest Lands), Road Constructed- PMGSY, Villages Electrified - RGGVY, Pumps sets energized

22. PUDUCHERRY

Very Good

SHGs provided income generating activities, Slipped back Habitations with water quality problems covered- ARWSP, Routine Immunisation of Children, SC Families Assisted, ICDS Blocks Operational (Cum.), Anganwadis Functional (Cum.), Area Covered under Plantation (Public and Forest Lands), Seedlings Planted (Public and Forest Lands), Electricity supplied

Poor

Total Swarozgaries Assisted -SGSY, Off take by States/UTs -TPDS, Off take by States/UTs - AAY, Houses constructed - IAY, Pulse Polio Immunisation

23. PUNJAB

Very Good

SHGs provided income generating activities, Habitations covered (NC and PC) - ARWSP, Routine Immunisation of Children, ICDS Blocks Operational (Cum.), Anganwadis Functional (Cum.), Road Constructed- PMGSY, Pumps sets energized, Electricity supplied

Good

Houses constructed - IAY

Poor

Total Swarozgaries Assisted -SGSY, Off take by States/UTs -TPDS, Off take by States/UTs - AAY, Houses constructed - EWS/LIG, Slipped back Habitations with water quality problems covered- ARWSP, Pulse Polio Immunisation, SC Families Assisted, Area Covered under Plantation (Public and Forest Lands), Seedlings Planted (Public and Forest Lands)

24. RAJASTHAN

Very Good

SHGs provided income generating activities, Off take by States/UTs - AAY, Houses constructed - EWS/LIG, Routine Immunisation of Children, SC Families Assisted, ICDS Blocks Operational (Cum.), Anganwadis Functional (Cum.), Area Covered under Plantation (Public and Forest Lands), Seedlings Planted (Public and Forest Lands), Road Constructed- PMGSY, Villages Electrified - RGGVY, Pumps sets energized, Electricity supplied

Good

Off take by States/UTs -TPDS

Poor

Total Swarozgaries Assisted -SGSY, Houses constructed - IAY, Habitations covered (NC and PC) - ARWSP, Slipped back Habitations with water quality problems covered- ARWSP, Pulse Polio Immunisation

Table - C (Contd.)

25. SIKKIM

Very Good

Off take by States/UTs -TPDS, Off take by States/UTs - AAY, Routine Immunisation of Children, Pulse Polio Immunisation, ICDS Blocks Operational (Cum.), Anganwadis Functional (Cum.), Urban Poor Families Assisted under Seven Point Charter, Electricity supplied

Poor

Total Swarozgaries Assisted -SGSY, SHGs provided income generating activities, Houses constructed - IAY, Houses constructed - EWS/LIG, Slipped back Habitations with water quality problems covered- ARWSP, SC Families Assisted, Area Covered under Plantation (Public and Forest Lands), Seedlings Planted (Public and Forest Lands), Road Constructed- PMGSY

26. TAMIL NADU

Very Good

Total Swarozgaries Assisted -SGSY, SHGs provided income generating activities, Off take by States/UTs - AAY, Houses constructed - IAY, Slipped back Habitations with water quality problems covered- ARWSP, Routine Immunisation of Children, Pulse Polio Immunisation, SC Families Assisted, ICDS Blocks Operational (Cum.), Anganwadis Functional (Cum.), Pumps sets energized, Electricity supplied

Poor

Off take by States/UTs -TPDS, Houses constructed - EWS/LIG, Urban Poor Families Assisted under Seven Point Charter, Area Covered under Plantation (Public and Forest Lands), Seedlings Planted (Public and Forest Lands), Road Constructed- PMGSY

27. TRIPURA

Very Good

Off take by States/UTs -TPDS, Routine Immunisation of Children, ICDS Blocks Operational (Cum.), Anganwadis Functional (Cum.), Urban Poor Families Assisted under Seven Point Charter, Seedlings Planted (Public and Forest Lands)

Good

Off take by States/UTs - AAY, Electricity supplied

Poor

Total Swarozgaries Assisted -SGSY, SHGs provided income generating activities, Houses constructed - IAY, Houses constructed - EWS/LIG, Slipped back Habitations with water quality problems covered- ARWSP, Pulse Polio Immunisation, SC Families Assisted, Area Covered under Plantation (Public and Forest Lands), Road Constructed- PMGSY

28. UTTARAKHAND

Very Good

SHGs provided income generating activities, Houses constructed - IAY, Routine Immunisation of Children, SC Families Assisted, ICDS Blocks Operational (Cum.), Anganwadis Functional (Cum.), Area Covered under Plantation (Public and Forest Lands), Seedlings Planted (Public and Forest Lands), Villages Electrified - RGGVY, Pumps sets energized, Electricity supplied

Good

Total Swarozgaries Assisted -SGSY, Off take by States/UTs -TPDS, Off take by States/UTs - AAY

Poor

Habitations covered (NC and PC) - ARWSP, Slipped back Habitations with water quality problems covered- ARWSP, Pulse Polio Immunisation, Road Constructed- PMGSY

Table - C (Contd.)

29. UTTAR PRADESH

Very Good

Total Swarozgaries Assisted -SGSY, SHGs provided income generating activities, Off take by States/UTs - TPDS, Off take by States/UTs - AAY, Routine Immunisation of Children, ICDS Blocks Operational (Cum.), Anganwadis Functional (Cum.), Seedlings Planted (Public and Forest Lands)

Good

Houses constructed - IAY, Pulse Polio Immunisation, Area Covered under Plantation (Public and Forest Lands), Road Constructed- PMGSY, Electricity supplied

Poor

Houses constructed - EWS/LIG, Slipped back Habitations with water quality problems covered- ARWSP, SC Families Assisted, Urban Poor Families Assisted under Seven Point Charter, Villages Electrified - RGGVY, Pumps sets energized

30. WEST BENGAL

Very Good

SHGs provided income generating activities, Slipped back Habitations with water quality problems covered- ARWSP, ICDS Blocks Operational (Cum.), Anganwadis Functional (Cum.), Villages Electrified - RGGVY, Electricity supplied

Good

Off take by States/UTs -TPDS, Off take by States/UTs - AAY, Routine Immunisation of Children

Poor

Total Swarozgaries Assisted -SGSY, Houses constructed - IAY, Houses constructed - EWS/LIG, Pulse Polio Immunisation, SC Families Assisted, Area Covered under Plantation (Public and Forest Lands), Seedlings Planted (Public and Forest Lands), Road Constructed- PMGSY, Pumps sets energized

31. ANDAMAN AND NICOBAR ISLANDS

Very Good

SHGs provided income generating activities, Routine Immunisation of Children, ICDS Blocks Operational (Cum.), Anganwadis Functional (Cum.)

Poor

Total Swarozgaries Assisted -SGSY, Off take by States/UTs -TPDS, Off take by States/UTs - AAY, Houses constructed - IAY, Slipped back Habitations with water quality problems covered- ARWSP, Pulse Polio Immunisation, Area Covered under Plantation (Public and Forest Lands), Seedlings Planted (Public and Forest Lands), Electricity supplied

32. CHANDIGARH

Very Good

Off take by States/UTs -TPDS, Off take by States/UTs - AAY, Routine Immunisation of Children, Pulse Polio Immunisation, ICDS Blocks Operational (Cum.), Anganwadis Functional (Cum.), Area Covered under Plantation (Public and Forest Lands), Seedlings Planted (Public and Forest Lands), Electricity supplied

Poor

Houses constructed - EWS/LIG, SC Families Assisted

Table - C (Contd.)

33. DADRA AND NAGAR HAVELI

Very Good

Routine Immunisation of Children, Anganwadis Functional (Cum.), Area Covered under Plantation (Public and Forest Lands), Seedlings Planted (Public and Forest Lands), Electricity supplied

Poor

Total Swarozgaries Assisted -SGSY, SHGs provided income generating activities, Off take by States/UTs - TPDS, Off take by States/UTs - AAY, Houses constructed - IAY, Habitations covered (NC and PC) - ARWSP, Pulse Polio Immunisation, ICDS Blocks Operational (Cum.)

34. DAMAN AND DIU

Very Good

ICDS Blocks Operational (Cum.), Anganwadis Functional (Cum.), Area Covered under Plantation (Public and Forest Lands)

Good

Electricity supplied

Poor

Total Swarozgaries Assisted -SGSY, SHGs provided income generating activities, Off take by States/UTs - TPDS, Off take by States/UTs - AAY, Houses constructed - IAY, Routine Immunisation of Children, Pulse Polio Immunisation, Seedlings Planted (Public and Forest Lands)

35. LAKSHADWEEP

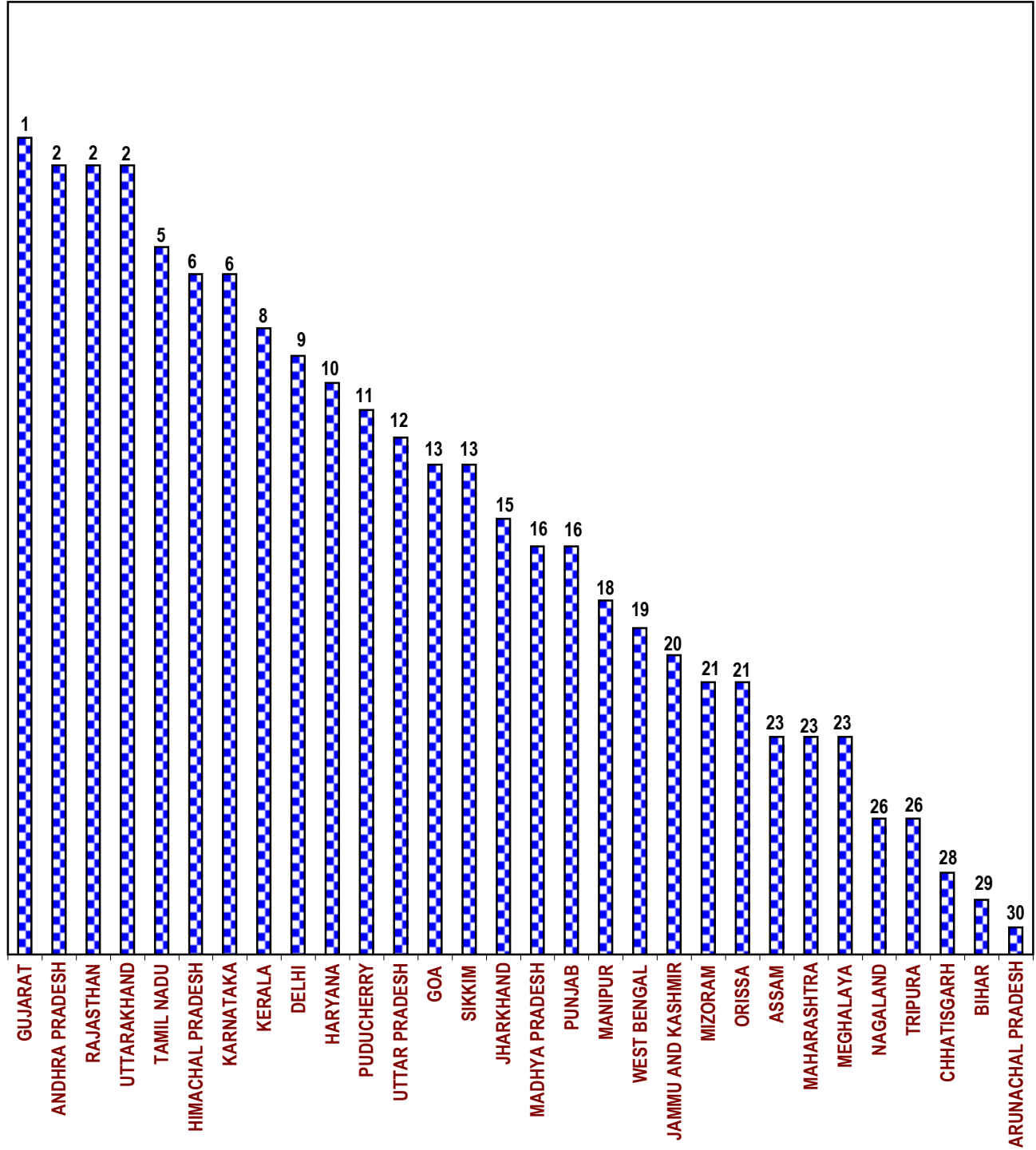
Very Good

Total Swarozgaries Assisted -SGSY, SHGs provided income generating activities, Off take by States/UTs - TPDS, Off take by States/UTs - AAY, Houses constructed - IAY, Pulse Polio Immunisation, ICDS Blocks Operational (Cum.), Anganwadis Functional (Cum.), Seedlings Planted (Public and Forest Lands), Electricity supplied

Poor

Houses constructed - EWS/LIG, Habitations covered (NC and PC) - ARWSP, Routine Immunisation of Children, Urban Poor Families Assisted under Seven Point Charter, Area Covered under Plantation (Public and Forest Lands)

Ranking of States : April, 2007 to February, 2008



States

Table - D

SCORE CARD AND RANKING OF STATES ACCORDING TO THEIR PERFORMANCE
During the period April, 2007 to February, 2008

States	No. of Items/ Parameters	Max Score	Parameters in category				Total Marks	% Ach.	RANK
			A	B	C	D			
GUJARAT	19	57	13	3	3	0	48	84	1
ANDHRA PRADESH	18	54	12	2	4	0	44	81	2
RAJASTHAN	19	57	13	1	5	0	46	81	2
UTTARAKHAND	18	54	11	4	3	0	44	81	2
TAMIL NADU	18	54	12	1	5	0	43	80	5
HIMACHAL PRADESH	18	54	13	0	3	2	42	78	6
KARNATAKA	18	54	11	2	5	0	42	78	6
KERALA	17	51	10	1	6	0	38	75	8
DELHI	11	33	6	1	4	0	24	73	9
HARYANA	18	54	9	3	6	0	39	72	10
PUDUCHERRY	14	42	9	0	3	2	30	71	11
UTTAR PRADESH	19	57	8	6	4	1	40	70	12
GOA	14	42	8	0	4	2	28	67	13
SIKKIM	17	51	8	2	6	1	34	67	13
JHARKHAND	17	51	8	0	9	0	33	65	15
MADHYA PRADESH	18	54	8	1	8	1	34	63	16
PUNJAB	18	54	8	1	8	1	34	63	16
MANIPUR	15	45	8	0	3	4	27	60	18
WEST BENGAL	18	54	6	2	10	0	32	59	19
JAMMU AND KASHMIR	16	48	6	0	9	1	27	56	20
MIZORAM	14	42	6	0	5	3	23	55	21
ORISSA	17	51	5	2	9	1	28	55	21
ASSAM	18	54	6	2	7	3	29	54	23
MAHARASHTRA	19	57	5	3	10	1	31	54	23
MEGHALAYA	16	48	5	1	9	1	26	54	23
NAGALAND	15	45	6	0	6	3	24	53	26
TRIPURA	17	51	6	0	9	2	27	53	26
CHHATISGARH	19	57	6	1	9	3	29	51	28
BIHAR	18	54	4	0	13	1	25	46	29
ARUNACHAL PRADESH	16	48	3	1	5	7	16	33	30

NORMS FOR RANKING

The criteria for performance assessment of States is as follows:

	<u>Marks</u>
Category "A" Where the Achievement is 90% or above of the target	3
Category "B" Where the Achievement is above National Average	2
Category "C" Where the Achievement is below National Average	1
Category "D" Where their is NIL Performance	0

Note: For ranking of the states, the All-India Percent achievement is taken as the National Average.

PART - II

TWENTY POINT PROGRAMME - 2006

ITEM-WISE PERFORMANCE TABLES

Table - 1

Employment generation under the NREG Scheme

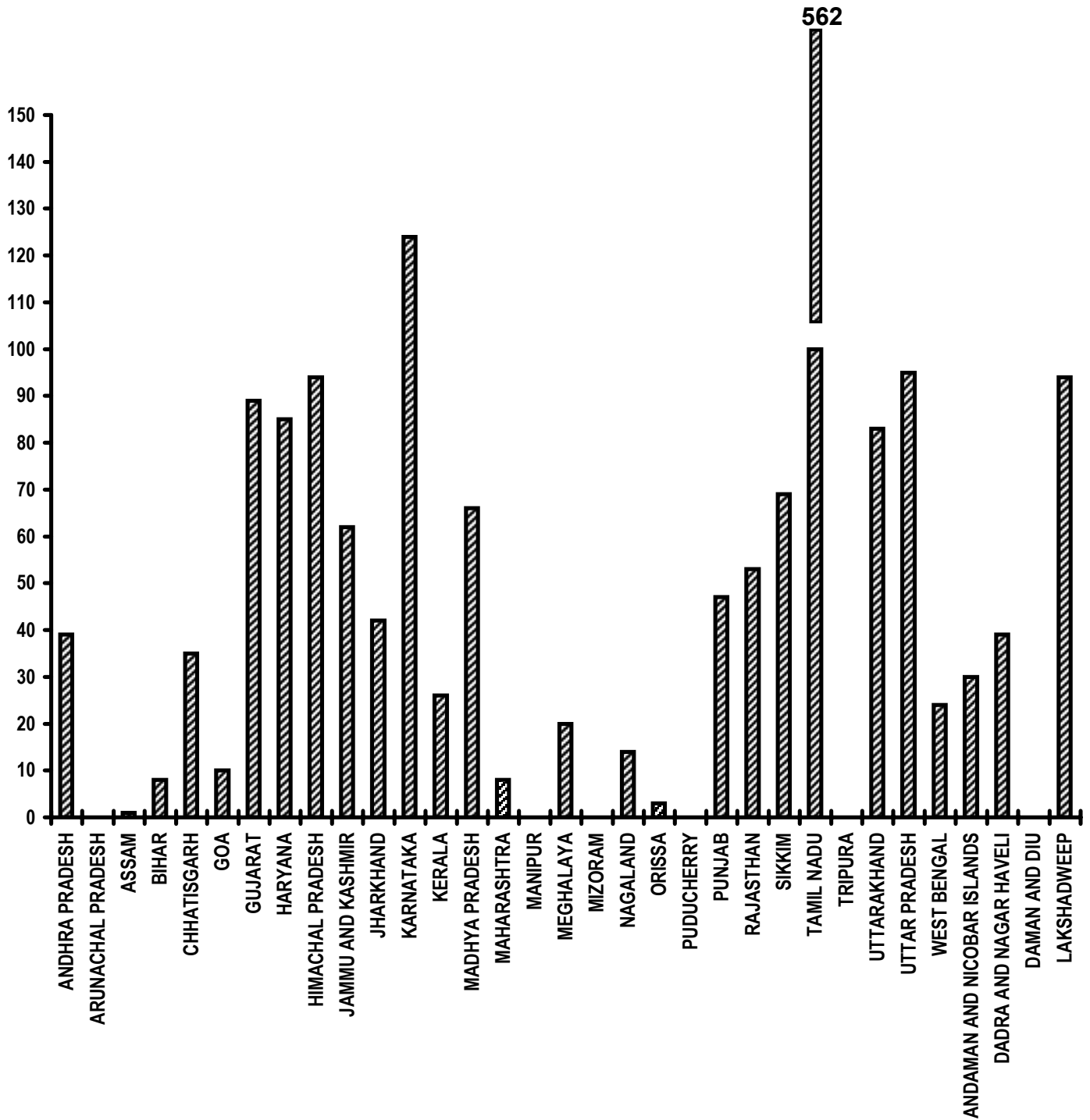
Sl. No.	State/UT Name	No. of job cards issued (Number)	Employment generated (Number)	Wages given (Rupees)
		April,2007-February,2008	April,2007-February,2008	April,2007-February,2008
(1)	(2)	(3)	(4)	(5)
1	ANDHRA PRADESH	56,28,667	15,04,29,041	13,35,97,78,600
2	ARUNACHAL PRADESH	0	0	0
3	ASSAM	13,83,875	4,12,43,000	3,17,95,97,000
4	BIHAR	70,37,589	5,50,44,700	6,79,38,32,900
5	CHHATISGARH	28,49,525	11,36,02,000	8,10,59,64,000
6	DELHI	0	0	0
7	GOA	0	0	0
8	GUJARAT	8,45,570	74,11,000	69,09,18,000
9	HARYANA	51,835	30,05,000	36,62,28,100
10	HIMACHAL PRADESH	3,58,533	79,19,000	68,87,86,000
11	JAMMU AND KASHMIR	2,67,688	42,70,100	35,65,59,000
12	JHARKHAND	25,14,774	8,44,93,075	6,28,35,35,108
13	KARNATAKA	8,68,212	1,69,81,500	1,25,66,31,000
14	KERALA	2,42,458	46,19,775	53,20,02,000
15	MADHYA PRADESH	72,98,942	23,75,70,000	1,60,22,60,000
16	MAHARASHTRA	30,86,869	1,50,20,000	1,37,62,80,000
17	MANIPUR	0	0	0
18	MEGHALAYA	1,24,210	44,01,000	44,23,17,000
19	MIZORAM	0	0	0
20	NAGALAND	56,000	13,34,000	14,93,76,000
21	ORISSA	40,00,945	2,63,59,000	2,13,66,02,000
22	PUDUCHERRY	0	0	0
23	PUNJAB	97,021	15,12,000	15,26,65,000
24	RAJASTHAN	28,62,694	15,10,67,000	8,72,94,01,000
25	SIKKIM	29,921	7,04,555	9,47,00,000
26	TAMIL NADU	21,41,711	6,36,01,000	4,87,84,15,400
27	TRIPURA	4,65,526	1,53,47,000	1,62,73,00,000
28	UTTARAKHAND	1,37,721	58,84,100	46,20,23,000
29	UTTAR PRADESH	45,70,205	11,02,37,045	12,12,14,87,712
30	WEST BENGAL	33,22,245	7,65,46,000	7,49,92,25,000
31	ANDAMAN AND NICOBAR ISLANDS	0	0	0
32	CHANDIGARH	0	0	0
33	DADRA AND NAGAR HAVELI	0	0	0
34	DAMAN AND DIU	0	0	0
35	LAKSHADWEEP	0	0	0
Grand Total		5,02,42,736	1,19,86,00,891	82,88,58,83,820

Swaranjayanti Gram Swarozgar Yojana

Total Swarozgaries Assisted

% Achievement of Target

During April,2007 to February, 2008



States

Table - 2

**Swaranjayanti Gram Swarojgar Yojana
Total Swarozgaries Assisted
(Unit: Number)**

Sl. No.	State/UT Name	Target		Achievement	Percent
		2007-2008	April,2007-February,2008	April,2007-February,2008	Achievement April,2007-February,2008
(1)	(2)	(3)	(4)	(5)	(5)/(4)
1	ANDHRA PRADESH	71,390	65,439	25,665	39
2	ARUNACHAL PRADESH	3,962	3,630	0	0
3	ASSAM	1,02,960	94,380	1,206	1
4	BIHAR	1,69,832	1,55,672	13,019	8
5	CHHATISGARH	37,715	34,562	12,064	35
6	GOA	596	539	53	10
7	GUJARAT	26,873	24,629	21,995	89
8	HARYANA	15,810	14,487	12,333	85
9	HIMACHAL PRADESH	6,658	6,094	5,757	94
10	JAMMU AND KASHMIR	8,240	7,546	4,651	62
11	JHARKHAND	64,035	58,696	24,856	42
12	KARNATAKA	53,910	49,412	61,473	124
13	KERALA	24,189	22,165	5,654	26
14	MADHYA PRADESH	80,826	74,085	48,801	66
15	MAHARASHTRA	1,06,567	97,680	7,897	8
16	MANIPUR	6,902	6,325	0	0
17	MEGHALAYA	7,733	7,084	1,415	20
18	MIZORAM	1,789	1,639	0	0
19	NAGALAND	5,305	4,862	700	14
20	ORISSA	81,656	74,848	2,445	3
21	PUDUCHERRY	894	814	0	0
22	PUNJAB	7,683	7,040	3,342	47
23	RAJASTHAN	40,936	37,521	19,872	53
24	SIKKIM	1,981	1,815	1,259	69
25	TAMIL NADU	63,125	57,860	3,25,215	562
26	TRIPURA	12,463	11,418	0	0
27	UTTARAKHAND	12,873	11,792	9,757	83
28	UTTAR PRADESH	2,44,500	2,24,125	2,12,668	95
29	WEST BENGAL	90,744	83,182	19,981	24
30	ANDAMAN AND NICOBAR ISLANDS	149	132	39	30
31	DADRA AND NAGAR HAVELI	149	132	51	39
32	DAMAN AND DIU	149	132	0	0
33	LAKSHADWEEP	149	132	124	94
Grand Total		13,52,743	12,39,869	8,42,292	68

Very Good:(90% or above of targets)

HIMACHAL PRADESH, KARNATAKA, TAMIL NADU, UTTAR PRADESH, LAKSHADWEEP

Good:(Between 80% to 90% targets)

GUJARAT, HARYANA, UTTARAKHAND

Poor:(Below 80% of targets)

ANDHRA PRADESH, ARUNACHAL PRADESH, ASSAM, BIHAR, CHHATISGARH, GOA, JAMMU AND KASHMIR, JHARKHAND, KERALA, MADHYA PRADESH, MAHARASHTRA, MANIPUR, MEGHALAYA, MIZORAM, NAGALAND, ORISSA, PUDUCHERRY, PUNJAB, RAJASTHAN, SIKKIM, TRIPURA, WEST BENGAL, ANDAMAN AND NICOBAR ISLANDS, DADRA AND NAGAR HAVELI, DAMAN AND DIU

Table - 3

Sampoorna Grameen Rojgar Yojana
(Unit: Number of Mandays)

Sl. No.		State/UT Name	Total Employment Generated (Number of Mandays) April,2007- February,2008
(1)	(2)		(3)
1	ANDHRA PRADESH		1,82,34,884
2	ARUNACHAL PRADESH		0
3	ASSAM		1,97,48,000
4	BIHAR		0
5	CHHATISGARH		13,17,000
6	DELHI		0
7	GOA		6
8	GUJARAT		60,94,000
9	HARYANA		44,01,900
10	HIMACHAL PRADESH		9,28,000
11	JAMMU AND KASHMIR		14,50,000
12	JHARKHAND		1,37,91,500
13	KARNATAKA		1,44,45,000
14	KERALA		52,84,000
15	MADHYA PRADESH		1,21,05,000
16	MAHARASHTRA		1,99,59,000
17	MANIPUR		16,57,000
18	MEGHALAYA		15,15,000
19	MIZORAM		0
20	NAGALAND		24,69,000
21	ORISSA		47,53,000
22	PUDUCHERRY		40,400
23	PUNJAB		29,07,000
24	RAJASTHAN		1,01,50,000
25	SIKKIM		2,72,000
26	TAMIL NADU		1,85,41,000
27	TRIPURA		18,43,000
28	UTTARAKHAND		54,69,800
29	UTTAR PRADESH		3,37,78,361
30	WEST BENGAL		72,50,000
31	ANDAMAN AND NICOBAR ISLANDS		12,936
32	CHANDIGARH		0
33	DADRA AND NAGAR HAVELI		0
34	DAMAN AND DIU		0
35	LAKSHADWEEP		1,26,000
Grand Total			20,85,42,787

Table - 4(A)

**Self Help Groups (SHG)
(Unit: Number)**

		Formed under SGSY (Number) April,2007- February,2008
Sl. No.	State/UT Name	
(1)	(2)	(3)
1	ANDHRA PRADESH	1,14,510
2	ARUNACHAL PRADESH	0
3	ASSAM	12,371
4	BIHAR	8,956
5	CHHATISGARH	3,250
6	DELHI	0
7	GOA	81
8	GUJARAT	4,722
9	HARYANA	1,791
10	HIMACHAL PRADESH	744
11	JAMMU AND KASHMIR	922
12	JHARKHAND	7,940
13	KARNATAKA	6,112
14	KERALA	1,652
15	MADHYA PRADESH	3,606
16	MAHARASHTRA	26,244
17	MANIPUR	0
18	MEGHALAYA	817
19	MIZORAM	0
20	NAGALAND	334
21	ORISSA	13,584
22	PUDUCHERRY	0
23	PUNJAB	649
24	RAJASTHAN	12,454
25	SIKKIM	320
26	TAMIL NADU	17,404
27	TRIPURA	2,137
28	UTTARAKHAND	313
29	UTTAR PRADESH	25,715
30	WEST BENGAL	33,784
31	ANDAMAN AND NICOBAR ISLANDS	51
32	CHANDIGARH	0
33	DADRA AND NAGAR HAVELI	0
34	DAMAN AND DIU	0
35	LAKSHADWEEP	0
Grand Total		3,00,463

Self Help Groups (SHG)

To whom income generating activities provided

% Achievement of Target
During April,2007 to February, 2008

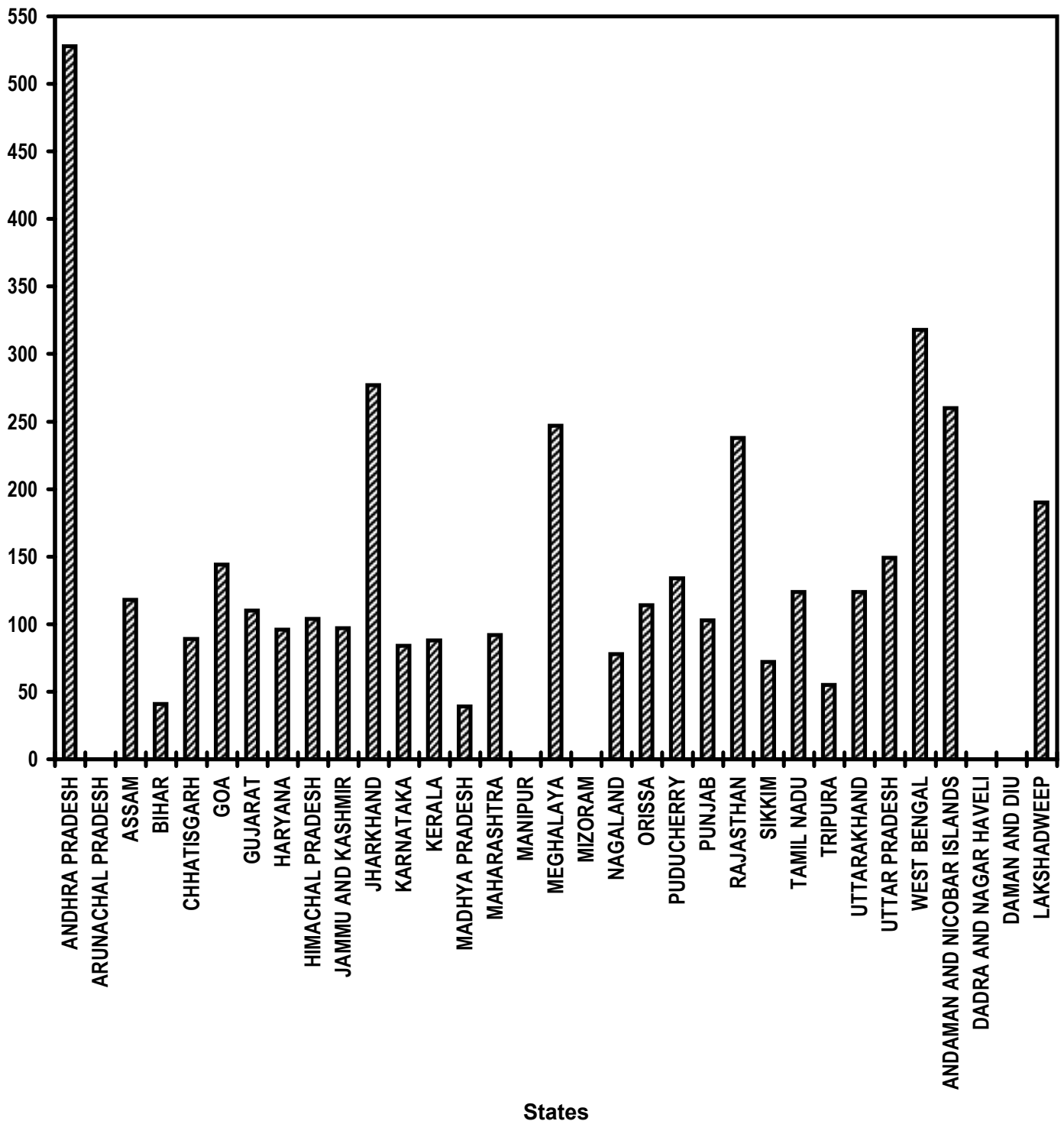


Table - 4(B)

Self Help Groups (SHG)
To whom income generating activities provided
(Unit: Number)

Sl. No.	State/UT Name	Target		Achievement	Percent
		2007-2008	April,2007-February,2008	April,2007-February,2008	Achievement April,2007-February,2008
(1)	(2)	(3)	(4)	(5)	(5)/(4)
1	ANDHRA PRADESH	5,596	4,943	26,118	528
2	ARUNACHAL PRADESH	311	274	0	0
3	ASSAM	8,071	7,128	8,408	118
4	BIHAR	13,313	11,760	4,818	41
5	CHHATISGARH	2,956	2,611	2,313	89
6	GOA	47	41	59	144
7	GUJARAT	2,106	1,859	2,052	110
8	HARYANA	1,239	1,093	1,052	96
9	HIMACHAL PRADESH	522	461	480	104
10	JAMMU AND KASHMIR	646	570	554	97
11	JHARKHAND	5,019	4,432	12,282	277
12	KARNATAKA	4,226	3,733	3,138	84
13	KERALA	1,896	1,674	1,470	88
14	MADHYA PRADESH	6,336	5,597	2,195	39
15	MAHARASHTRA	8,353	7,377	6,807	92
16	MANIPUR	541	478	0	0
17	MEGHALAYA	606	534	1,317	247
18	MIZORAM	140	123	0	0
19	NAGALAND	416	366	287	78
20	ORISSA	6,401	5,653	6,428	114
21	PUDUCHERRY	70	61	82	134
22	PUNJAB	602	531	549	103
23	RAJASTHAN	3,209	2,834	6,756	238
24	SIKKIM	155	137	98	72
25	TAMIL NADU	4,948	4,370	5,430	124
26	TRIPURA	977	863	475	55
27	UTTARAKHAND	1,009	890	1,102	124
28	UTTAR PRADESH	19,165	16,929	25,280	149
29	WEST BENGAL	7,113	6,283	19,981	318
30	ANDAMAN AND NICOBAR ISLANDS	12	10	26	260
31	DADRA AND NAGAR HAVELI	12	11	0	0
32	DAMAN AND DIU	12	10	0	0
33	LAKSHADWEEP	12	10	19	190
Grand Total		1,06,037	93,646	1,39,576	149

Very Good:(90% or above of targets)

ANDHRA PRADESH, ASSAM, GOA, GUJARAT, HARYANA, HIMACHAL PRADESH, JAMMU AND KASHMIR, JHARKHAND, MAHARASHTRA, MEGHALAYA, ORISSA, PUDUCHERRY, PUNJAB, RAJASTHAN, TAMIL NADU, UTTARAKHAND, UTTAR PRADESH, WEST BENGAL, ANDAMAN AND NICOBAR ISLANDS, LAKSHADWEEP

Good:(Between 80% to 90% targets)

CHHATISGARH, KARNATAKA, KERALA

Poor:(Below 80% of targets)

ARUNACHAL PRADESH, BIHAR, MADHYA PRADESH, MANIPUR, MIZORAM, NAGALAND, SIKKIM, TRIPURA, DADRA AND NAGAR HAVELI, DAMAN AND DIU

Table - 5

**Distribution of waste land to the landless
(Unit: Hectare)**

Sl. No.	State/UT Name	Total Land Distributed (Hectare) April,2007-February,2008
(1)	(2)	(3)
1	ANDHRA PRADESH	51,913
2	ARUNACHAL PRADESH	0
3	ASSAM	284
4	BIHAR	633
5	CHHATISGARH	9,687
6	DELHI	0
7	GOA	0
8	GUJARAT	2,301
9	HARYANA	0
10	JAMMU AND KASHMIR	0
11	JHARKHAND	11,127
12	KARNATAKA	0
13	KERALA	2,179
14	MADHYA PRADESH	10
15	MAHARASHTRA	1,72,059
16	MANIPUR	0
17	MEGHALAYA	0
18	MIZORAM	0
19	NAGALAND	0
20	ORISSA	892
21	PUDUCHERRY	5
22	PUNJAB	0
23	RAJASTHAN	0
24	SIKKIM	0
25	TAMIL NADU	33,827
26	TRIPURA	0
27	UTTARAKHAND	14
28	UTTAR PRADESH	8,150
29	WEST BENGAL	0
30	ANDAMAN AND NICOBAR ISLANDS	0
31	CHANDIGARH	0
32	DADRA AND NAGAR HAVELI	0
33	DAMAN AND DIU	0
34	LAKSHADWEEP	0
Grand Total		2,93,081

Table - 6(A)

Minimum Wages Enforcement (including Farm Labour)

Sl. No.	State/UT Name	Agriculture and Farm Workers: Inspections made (Number) April,2007-February,2008	Agriculture and Farm Workers: Irregularities detected (Number) April,2007-February,2008	Agriculture and Farm Workers: Irregularities rectified (Number) April,2007-February,2008
(1)	(2)	(3)	(4)	(5)
1	ANDHRA PRADESH	0	0	0
2	ARUNACHAL PRADESH	0	0	0
3	ASSAM	0	0	0
4	BIHAR	82,625	13,135	13,152
5	CHHATISGARH	0	0	0
6	DELHI	811	419	462
7	GOA	0	0	0
8	GUJARAT	37,663	11,772	11,280
9	HARYANA	0	0	0
10	HIMACHAL PRADESH	0	0	0
11	JAMMU AND KASHMIR	0	0	0
12	JHARKHAND	0	0	0
13	KARNATAKA	0	0	0
14	KERALA	1	3	3
15	MADHYA PRADESH	0	0	0
16	MAHARASHTRA	0	0	0
17	MANIPUR	0	0	0
18	MEGHALAYA	50	0	0
19	MIZORAM	0	0	0
20	NAGALAND	0	0	0
21	ORISSA	6,600	5,464	4,109
22	PUDUCHERRY	626	0	0
23	PUNJAB	700	6	6
24	RAJASTHAN	877	12	13
25	SIKKIM	0	0	0
26	TAMIL NADU	0	0	0
27	TRIPURA	105	0	0
28	UTTARAKHAND	560	39	29
29	UTTAR PRADESH	8,407	1,713	0
30	WEST BENGAL	1,609	723	710
31	ANDAMAN AND NICOBAR ISLANDS	0	0	0
32	CHANDIGARH	23	7	7
33	DADRA AND NAGAR HAVELI	0	0	0
34	DAMAN AND DIU	0	0	0
35	LAKSHADWEEP	0	0	0
Grand Total		1,40,657	33,293	29,771

Table - 6(B)

Minimum Wages Enforcement (including Farm Labour)
(Unit: Number)

Sl. No.	State/UT Name	Agriculture and Farm Workers:	Agriculture and Farm Workers:
		Claims filed (Number) April,2007-February,2008	Claims settled (Number) April,2007-February,2008
(1)	(2)	(3)	(4)
1	ANDHRA PRADESH	0	0
2	ARUNACHAL PRADESH	0	0
3	ASSAM	0	0
4	BIHAR	4,577	4,212
5	CHHATISGARH	0	0
6	DELHI	57	19
7	GOA	0	0
8	GUJARAT	0	74
9	HARYANA	18	15
10	HIMACHAL PRADESH	0	0
11	JAMMU AND KASHMIR	0	0
12	JHARKHAND	0	0
13	KARNATAKA	0	0
14	KERALA	0	0
15	MADHYA PRADESH	0	0
16	MAHARASHTRA	0	0
17	MANIPUR	0	0
18	MEGHALAYA	0	0
19	MIZORAM	0	0
20	NAGALAND	1	0
21	ORISSA	0	0
22	PUDUCHERRY	0	0
23	PUNJAB	0	0
24	RAJASTHAN	69	46
25	SIKKIM	0	0
26	TAMIL NADU	0	0
27	TRIPURA	0	0
28	UTTARAKHAND	0	0
29	UTTAR PRADESH	0	0
30	WEST BENGAL	0	0
31	ANDAMAN AND NICOBAR ISLANDS	0	0
32	CHANDIGARH	0	0
33	DADRA AND NAGAR HAVELI	0	0
34	DAMAN AND DIU	0	0
35	LAKSHADWEEP	0	0
Grand Total		4,722	4,366

Table - 6(C)

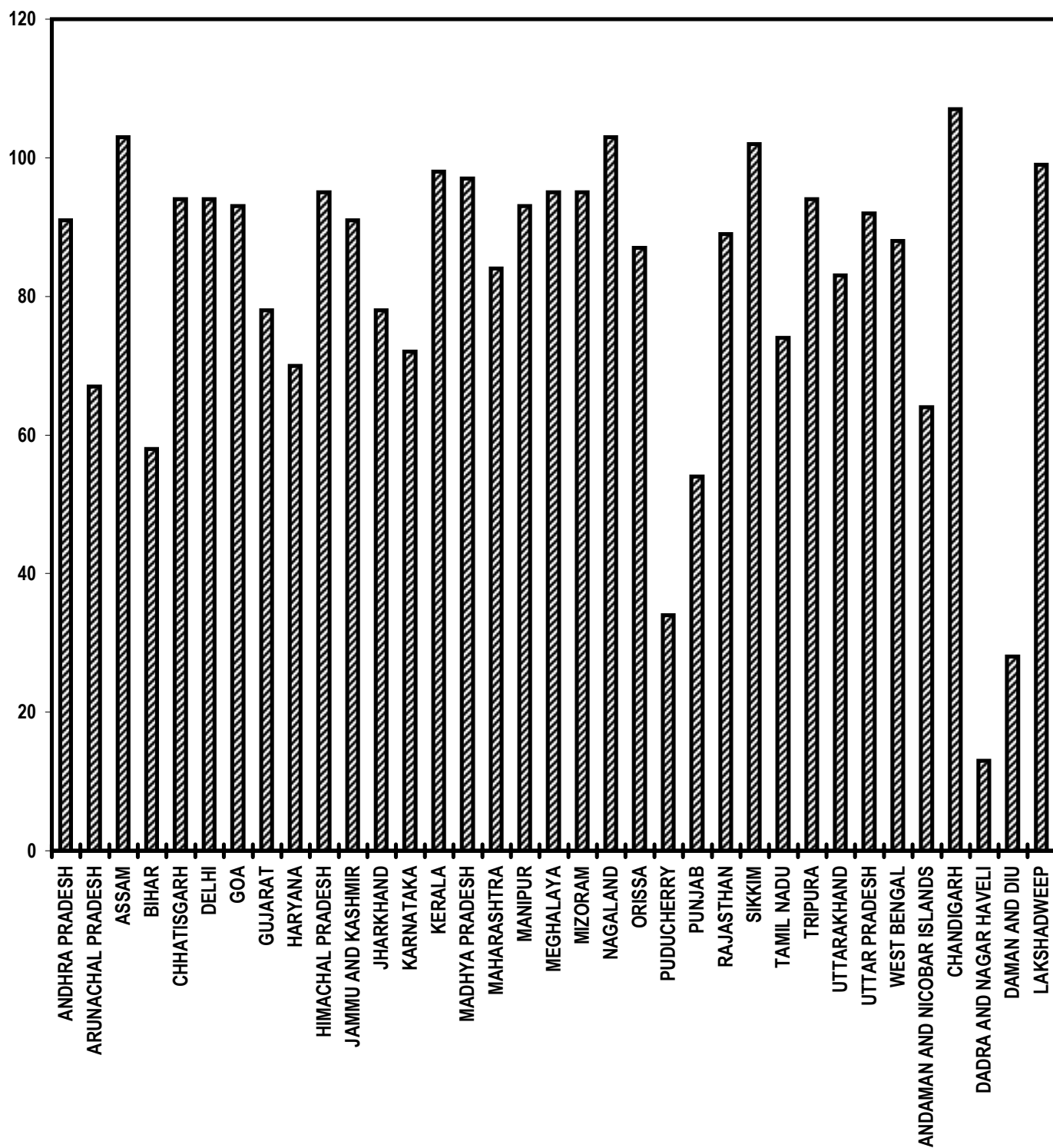
Minimum Wages Enforcement (including Farm Labour)

Sl. No.	State/UT Name	Agriculture and Farm Workers: Prosecution cases Pending (Number) April,2007-February,2008	Agriculture and Farm Workers: Prosecution cases filed (Number) April,2007-February,2008	Agriculture and Farm Workers: Prosecution cases decided (Number) April,2007-February,2008
		(3)	(4)	(5)
1	ANDHRA PRADESH	0	0	0
2	ARUNACHAL PRADESH	0	0	0
3	ASSAM	0	0	0
4	BIHAR	3,002	23	0
5	CHHATISGARH	0	0	0
6	DELHI	1,566	70	0
7	GOA	0	0	0
8	GUJARAT	12,256	148	391
9	HARYANA	0	0	0
10	HIMACHAL PRADESH	0	0	0
11	JAMMU AND KASHMIR	0	0	0
12	JHARKHAND	0	0	0
13	KARNATAKA	0	0	0
14	KERALA	0	0	0
15	MADHYA PRADESH	0	0	0
16	MAHARASHTRA	0	0	0
17	MANIPUR	0	0	0
18	MEGHALAYA	0	0	0
19	MIZORAM	0	0	0
20	NAGALAND	0	0	0
21	ORISSA	888	0	0
22	PUDUCHERRY	0	0	0
23	PUNJAB	0	0	0
24	RAJASTHAN	814	17	3
25	SIKKIM	0	0	0
26	TAMIL NADU	0	0	0
27	TRIPURA	0	0	0
28	UTTARAKHAND	27	8	0
29	UTTAR PRADESH	314	0	0
30	WEST BENGAL	955	0	0
31	ANDAMAN AND NICOBAR ISLANDS	0	0	0
32	CHANDIGARH	136	3	9
33	DADRA AND NAGAR HAVELI	0	0	0
34	DAMAN AND DIU	0	0	0
35	LAKSHADWEEP	0	0	0
Grand Total		19,958	269	403

Food security (Targeted Public Distribution system)

Off take

% Achievement of Target
During April,2007 to February 2008



States

Table - 7(A)

Food security (Targeted Public Distribution system)

Sl. No.	State/UT Name	Allocation of Food Grains (Tonnes) April,2007-February,2008	Off take April,2007-February,2008	Percentage of offtake w.r.t. Allocation of Food Grains
(1)	(2)	(3)	(4)	(5)
1	ANDHRA PRADESH	35,62,383	32,24,676	91
2	ARUNACHAL PRADESH	95,085	64,179	67
3	ASSAM	12,34,387	12,75,104	103
4	BIHAR	25,38,491	14,74,807	58
5	CHHATISGARH	7,55,936	7,13,943	94
6	DELHI	6,83,807	6,41,690	94
7	GOA	30,017	27,847	93
8	GUJARAT	10,41,849	8,11,833	78
9	HARYANA	4,13,160	2,89,758	70
10	HIMACHAL PRADESH	4,39,500	4,16,204	95
11	JAMMU AND KASHMIR	7,55,528	6,85,871	91
12	JHARKHAND	9,69,180	7,52,689	78
13	KARNATAKA	24,23,762	17,41,212	72
14	KERALA	10,71,112	10,51,404	98
15	MADHYA PRADESH	16,64,783	16,12,655	97
16	MAHARASHTRA	26,40,926	22,08,936	84
17	MANIPUR	98,466	91,363	93
18	MEGHALAYA	1,27,922	1,20,939	95
19	MIZORAM	77,783	73,623	95
20	NAGALAND	1,20,317	1,24,108	103
21	ORISSA	17,41,369	15,18,155	87
22	PUDUCHERRY	60,406	20,363	34
23	PUNJAB	2,53,647	1,37,099	54
24	RAJASTHAN	11,71,424	10,45,784	89
25	SIKKIM	42,102	42,971	102
26	TAMIL NADU	44,45,947	32,92,975	74
27	TRIPURA	2,40,179	2,25,010	94
28	UTTARAKHAND	3,15,025	2,62,626	83
29	UTTAR PRADESH	41,72,114	38,50,576	92
30	WEST BENGAL	27,60,692	24,31,904	88
31	ANDAMAN AND NICOBAR ISLANDS	26,988	17,256	64
32	CHANDIGARH	3,809	4,064	107
33	DADRA AND NAGAR HAVELI	10,787	1,447	13
34	DAMAN AND DIU	2,500	699	28
35	LAKSHADWEEP	4,453	4,393	99
Grand Total		3,59,95,836	3,02,58,163	84

Very Good:(90% or above of targets)

ANDHRA PRADESH, ASSAM, CHHATISGARH, DELHI, GOA, HIMACHAL PRADESH, JAMMU AND KASHMIR, KERALA, MADHYA PRADESH, MANIPUR, MEGHALAYA, MIZORAM, NAGALAND, SIKKIM, TRIPURA, UTTAR PRADESH, CHANDIGARH, LAKSHADWEEP

Good:(Between 80% to 90% targets)

MAHARASHTRA, ORISSA, RAJASTHAN, UTTARAKHAND, WEST BENGAL

Poor:(Below 80% of targets)

ARUNACHAL PRADESH, BIHAR, GUJARAT, HARYANA, JHARKHAND, KARNATAKA, PUDUCHERRY, PUNJAB, TAMIL NADU, ANDAMAN AND NICOBAR ISLANDS, DADRA AND NAGAR HAVELI, DAMAN AND DIU

Food security(Antodaya Anna Yojana)

Off take

% Achievement of Target
During April,2007 to February, 2008

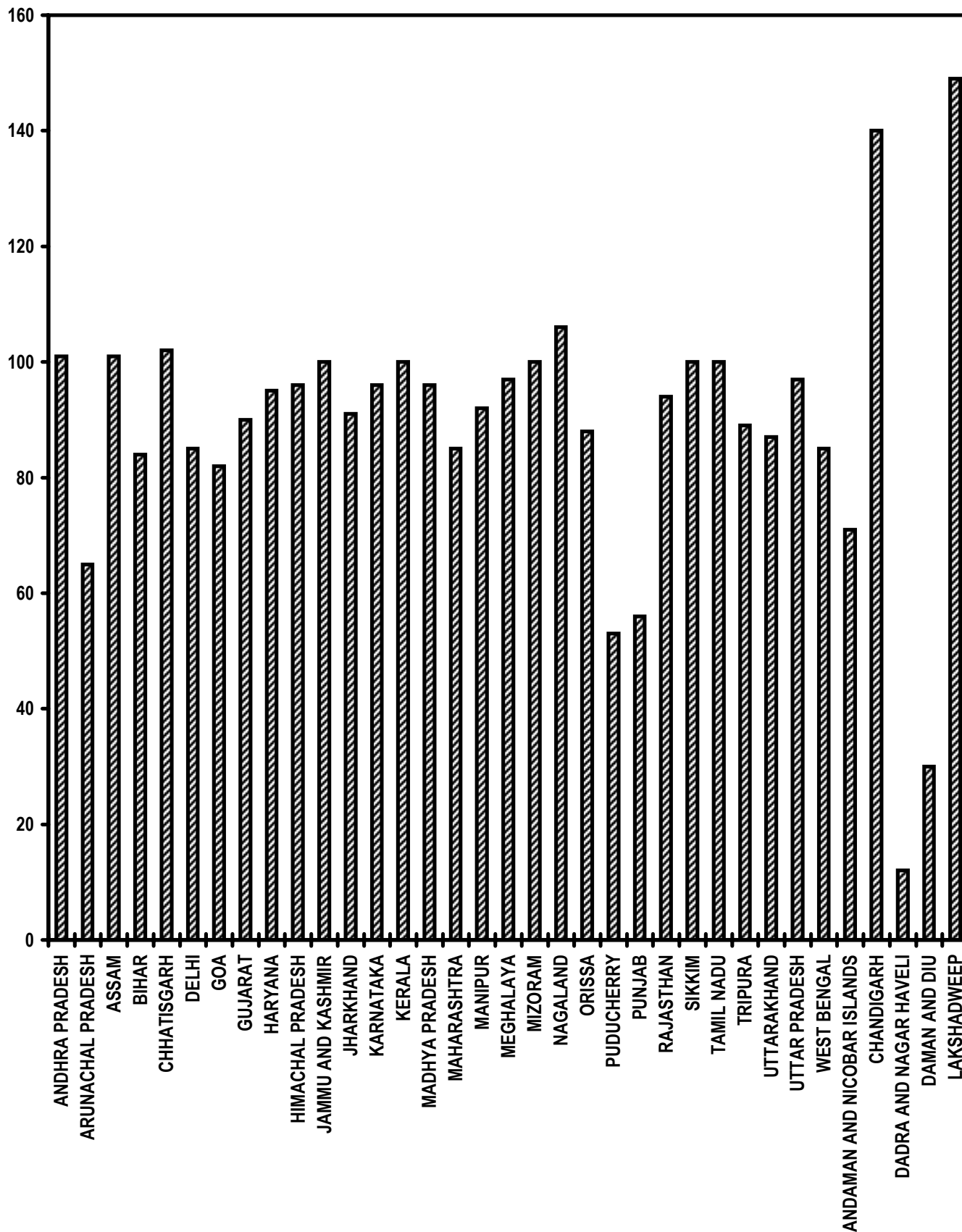


Table - 7(B)

Food Security (Antodaya Anna Yojana)

Sl. No.	State/UT Name	Allocation of	Off take	Percentage of
		Food Grains (Tonnes) April,2007- February,2008	April,2007- February,2008	offtake w.r.t. Allocation of Food Grains
(1)	(2)	(3)	(4)	(5)
1	ANDHRA PRADESH	5,99,764	6,02,854	101
2	ARUNACHAL PRADESH	14,641	9,507	65
3	ASSAM	2,70,805	2,72,755	101
4	BIHAR	9,34,989	7,89,415	84
5	CHHATISGARH	2,76,782	2,83,001	102
6	DELHI	40,649	34,630	85
7	GOA	5,599	4,586	82
8	GUJARAT	3,07,790	2,76,907	90
9	HARYANA	1,12,585	1,07,187	95
10	HIMACHAL PRADESH	75,845	72,958	96
11	JAMMU AND KASHMIR	98,439	98,422	100
12	JHARKHAND	3,19,963	2,89,861	91
13	KARNATAKA	4,61,901	4,42,203	96
14	KERALA	2,29,405	2,29,378	100
15	MADHYA PRADESH	6,02,807	5,78,276	96
16	MAHARASHTRA	9,35,431	7,91,971	85
17	MANIPUR	20,339	18,771	92
18	MEGHALAYA	27,027	26,262	97
19	MIZORAM	10,010	10,011	100
20	NAGALAND	18,304	19,440	106
21	ORISSA	4,86,860	4,28,248	88
22	PUDUCHERRY	12,419	6,540	53
23	PUNJAB	59,133	33,407	56
24	RAJASTHAN	3,58,864	3,35,543	94
25	SIKKIM	6,358	6,362	100
26	TAMIL NADU	7,17,882	7,16,872	100
27	TRIPURA	41,978	37,176	89
28	UTTARAKHAND	58,223	50,654	87
29	UTTAR PRADESH	15,76,190	15,24,305	97
30	WEST BENGAL	5,69,877	4,85,684	85
31	ANDAMAN AND NICOBAR ISLANDS	1,650	1,166	71
32	CHANDIGARH	814	1,139	140
33	DADRA AND NAGAR HAVELI	2,013	243	12
34	DAMAN AND DIU	583	177	30
35	LAKSHADWEEP	423	632	149
Grand Total		92,56,342	85,86,543	93

Very Good:(90% or above of targets)

ANDHRA PRADESH, ASSAM, CHHATISGARH, GUJARAT, HARYANA, HIMACHAL PRADESH, JAMMU AND KASHMIR, JHARKHAND, KARNATAKA, KERALA, MADHYA PRADESH, MANIPUR, MEGHALAYA, MIZORAM, NAGALAND, RAJASTHAN, SIKKIM, TAMIL NADU, UTTAR PRADESH, CHANDIGARH, LAKSHADWEEP

Good:(Between 80% to 90% targets)

BIHAR, DELHI, GOA, MAHARASHTRA, ORISSA, TRIPURA, UTTARAKHAND, WEST BENGAL

Poor:(Below 80% of targets)

ARUNACHAL PRADESH, PUDUCHERRY, PUNJAB, ANDAMAN AND NICOBAR ISLANDS, DADRA AND NAGAR HAVELI, DAMAN AND DIU

Rural Housing - Indira Awaas Yojana

Houses constructed

% Achievement of Target
During April,2007 to February, 2008

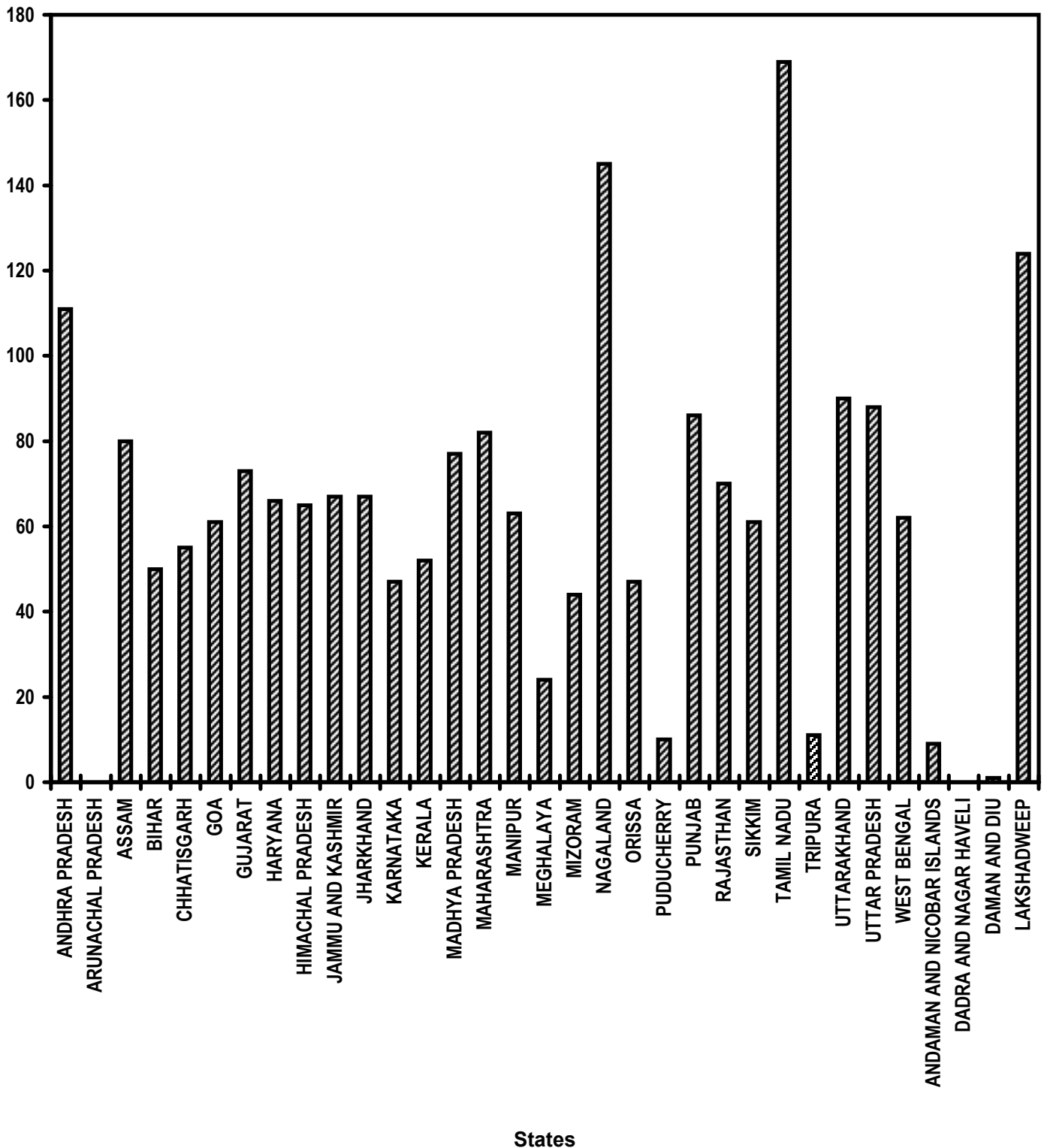


Table - 8

Rural Housing - Indira Awaas Yojana
Houses constructed
(Unit: Number)

Sl. No.	State/UT Name	Target		Achievement April,2007-February,2008	Percent Achievement April,2007-February,2008
		2007-2008	April,2007-February,2008		
(1)	(2)	(3)	(4)	(5)	(5)/(4)
1	ANDHRA PRADESH	1,92,148	1,76,132	1,94,830	111
2	ARUNACHAL PRADESH	6,765	6,204	0	0
3	ASSAM	1,49,593	1,37,126	1,09,110	80
4	BIHAR	5,67,171	5,19,904	2,59,305	50
5	CHHATISGARH	29,714	27,236	14,955	55
6	GOA	1,183	1,078	660	61
7	GUJARAT	94,234	86,383	63,159	73
8	HARYANA	13,231	12,122	7,982	66
9	HIMACHAL PRADESH	4,242	3,883	2,508	65
10	JAMMU AND KASHMIR	13,177	12,078	8,147	67
11	JHARKHAND	50,589	46,376	30,848	67
12	KARNATAKA	74,029	67,859	31,697	47
13	KERALA	41,167	37,730	19,528	52
14	MADHYA PRADESH	59,096	54,175	41,917	77
15	MAHARASHTRA	1,15,879	1,06,216	86,989	82
16	MANIPUR	5,872	5,379	3,379	63
17	MEGHALAYA	10,228	9,372	2,241	24
18	MIZORAM	2,180	1,991	880	44
19	NAGALAND	6,768	6,204	8,990	145
20	ORISSA	1,11,431	1,02,146	47,971	47
21	PUDUCHERRY	910	836	82	10
22	PUNJAB	16,362	14,993	12,873	86
23	RAJASTHAN	47,354	43,406	30,225	70
24	SIKKIM	1,294	1,188	724	61
25	TAMIL NADU	76,932	70,521	1,18,924	169
26	TRIPURA	13,178	12,078	1,384	11
27	UTTARAKHAND	11,611	10,637	9,566	90
28	UTTAR PRADESH	2,54,750	2,33,519	2,05,811	88
29	WEST BENGAL	1,53,709	1,40,899	87,681	62
30	ANDAMAN AND NICOBAR ISLANDS	1,828	1,672	150	9
31	DADRA AND NAGAR HAVELI	305	275	0	0
32	DAMAN AND DIU	136	121	1	1
33	LAKSHADWEEP	118	110	136	124
Grand Total		21,27,184	19,49,849	14,02,653	72

Very Good:(90% or above of targets)

ANDHRA PRADESH, NAGALAND, TAMIL NADU, UTTARAKHAND, LAKSHADWEEP

Good:(Between 80% to 90% targets)

ASSAM, MAHARASHTRA, PUNJAB, UTTAR PRADESH

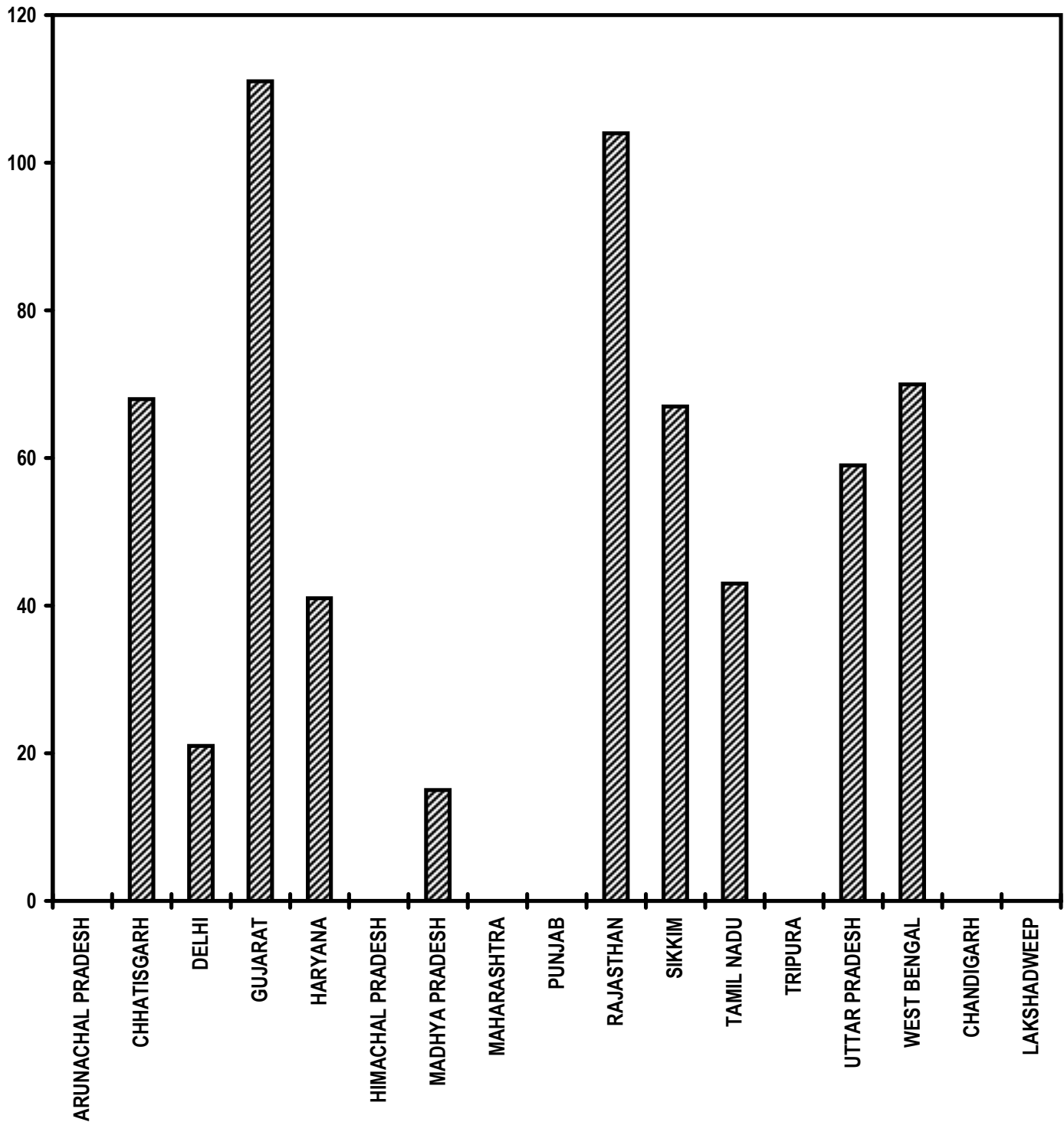
Poor:(Below 80% of targets)

ARUNACHAL PRADESH, BIHAR, CHHATISGARH, GOA, GUJARAT, HARYANA, HIMACHAL PRADESH, JAMMU AND KASHMIR, JHARKHAND, KARNATAKA, KERALA, MADHYA PRADESH, MANIPUR, MEGHALAYA, MIZORAM, ORISSA, PUDUCHERRY, RAJASTHAN, SIKKIM, TRIPURA, WEST BENGAL, ANDAMAN AND NICOBAR ISLANDS, DADRA AND NAGAR HAVELI, DAMAN AND DIU

EWS/LIG Houses in Urban Areas

Houses constructed

% Achievement of Target
During April, 2007 to February, 2008



States

Table - 9

EWS/LIG Houses in Urban Areas
Houses constructed
(Unit: Number)

Sl. No.	State/UT Name	Target		Achievement	Percent
		2007-2008	April,2007- February,2008	April,2007- February,2008	Achievement April,2007- February,2008
(1)	(2)	(3)	(4)	(5)	(5)/(4)
1	ARUNACHAL PRADESH	3,277	3,003	0	0
2	CHHATISGARH	11,500	10,538	7,170	68
3	DELHI	26,486	24,277	5,050	21
4	GUJARAT	500	451	500	111
5	HARYANA	1,340	1,221	496	41
6	HIMACHAL PRADESH	252	231	0	0
7	MADHYA PRADESH	6,474	5,929	882	15
8	MAHARASHTRA	52,616	48,224	0	0
9	PUNJAB	7,500	6,875	0	0
10	RAJASTHAN	2,030	1,859	1,930	104
11	SIKKIM	4	3	2	67
12	TAMIL NADU	6,000	5,500	2,342	43
13	TRIPURA	5,400	4,950	0	0
14	UTTAR PRADESH	4,700	4,301	2,545	59
15	WEST BENGAL	348	319	224	70
16	CHANDIGARH	5,449	4,994	0	0
17	LAKSHADWEEP	80	66	0	0
<i>Grand Total</i>		1,33,956	1,22,741	21,141	17

Very Good:(90% or above of targets)

GUJARAT, RAJASTHAN

Poor:(Below 80% of targets)

ARUNACHAL PRADESH, CHHATISGARH, DELHI, HARYANA, HIMACHAL PRADESH, MADHYA PRADESH, MAHARASHTRA, PUNJAB, SIKKIM, TAMIL NADU, TRIPURA, UTTAR PRADESH, WEST BENGAL, CHANDIGARH, LAKSHADWEEP

Rural Areas - Accelerated Rural Water Supply Programme

Habitations covered (NC and PC)

% Achievement of Target
During April,2007 to February, 2008

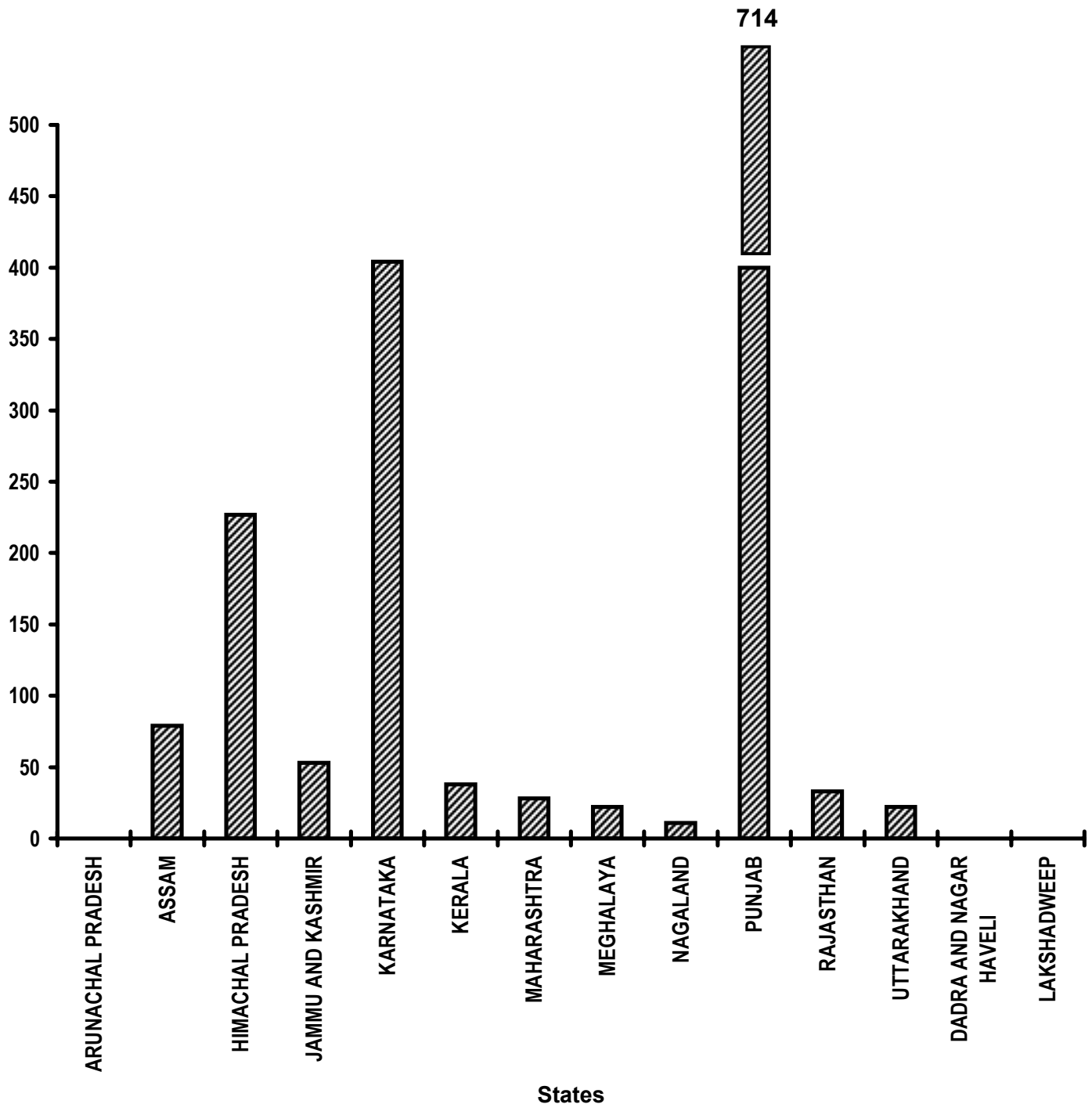


Table - 10(A)

Rural Areas - Accelerated Rural Water Supply Programme
 Habitations covered (NC and PC)
 (Unit: Number)

Sl. No.	State/UT Name	Target		Achievement	Percent Achievement
		2007-2008	April,2007-February,2008	April,2007-February,2008	April,2007-February,2008
(1)	(2)	(3)	(4)	(5)	(5)/(4)
1	ARUNACHAL PRADESH	103	91	0	0
2	ASSAM	2,344	2,070	1,638	79
3	HIMACHAL PRADESH	1,941	1,715	3,892	227
4	JAMMU AND KASHMIR	1,008	891	476	53
5	KARNATAKA	800	706	2,855	404
6	KERALA	2,400	2,120	795	38
7	MAHARASHTRA	7,103	6,274	1,726	28
8	MEGHALAYA	69	60	13	22
9	NAGALAND	300	265	28	11
10	PUNJAB	8	7	50	714
11	RAJASTHAN	677	598	196	33
12	UTTARAKHAND	118	104	23	22
13	DADRA AND NAGAR HAVELI	8	7	0	0
14	LAKSHADWEEP	7	6	0	0
<i>Grand Total</i>		16,886	14,914	11,692	78

Very Good:(90% or above of targets)

HIMACHAL PRADESH, KARNATAKA, PUNJAB

Poor:(Below 80% of targets)

ARUNACHAL PRADESH, ASSAM, JAMMU AND KASHMIR, KERALA, MAHARASHTRA, MEGHALAYA, NAGALAND, RAJASTHAN, UTTARAKHAND, DADRA AND NAGAR HAVELI, LAKSHADWEEP

Rural Areas - Accelerated Rural Water Supply Programme

Slipped back Habitations with
water quality problems covered

% Achievement of Target
During April,2007 to February, 2008

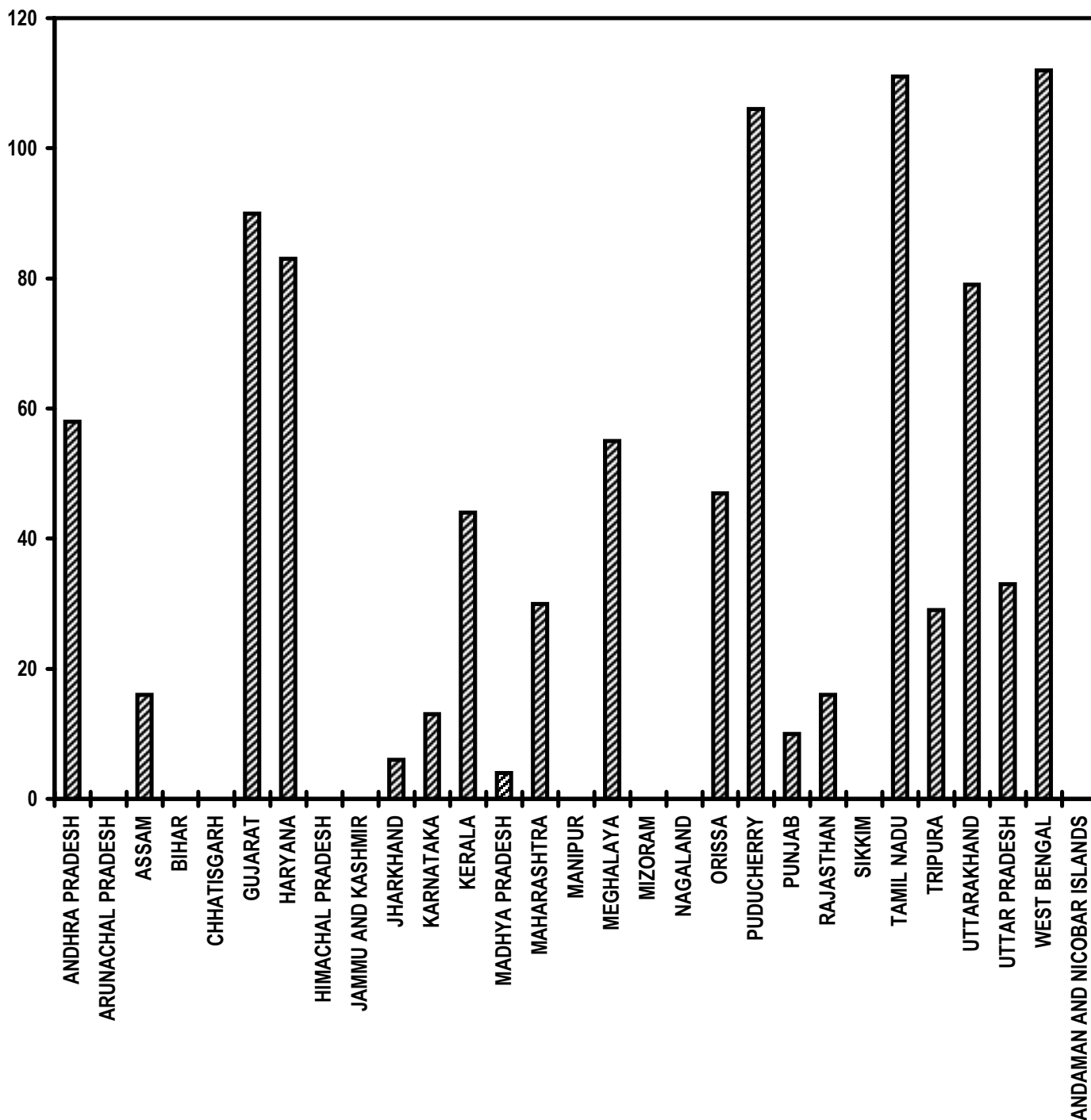


Table - 10(B)

Rural Areas - Accelerated Rural Water Supply Programme
Slipped back Habitations with water quality problems covered
(Unit: Number)

Sl. No.	State/UT Name	Target		Achievement	Percent Achievement
		2007-2008	April,2007-February,2008	April,2007-February,2008	April,2007-February,2008
(1)	(2)	(3)	(4)	(5)	(5)/(4)
1	ANDHRA PRADESH	9,910	8,770	5,068	58
2	ARUNACHAL PRADESH	1,481	1,310	0	0
3	ASSAM	10,336	9,213	1,436	16
4	BIHAR	20,963	18,588	84	0
5	CHHATISGARH	3,714	3,293	0	0
6	GUJARAT	3,139	2,805	2,530	90
7	HARYANA	823	728	602	83
8	HIMACHAL PRADESH	3,103	2,741	0	0
9	JAMMU AND KASHMIR	1,050	927	0	0
10	JHARKHAND	5,479	4,846	303	6
11	KARNATAKA	5,572	5,015	642	13
12	KERALA	145	130	57	44
13	MADHYA PRADESH	10,107	8,945	370	4
14	MAHARASHTRA	7,783	6,944	2,093	30
15	MANIPUR	3	2	0	0
16	MEGHALAYA	1,352	1,194	661	55
17	MIZORAM	89	79	0	0
18	NAGALAND	81	71	0	0
19	ORISSA	5,577	4,998	2,370	47
20	PUDUCHERRY	21	18	19	106
21	PUNJAB	2,427	2,156	205	10
22	RAJASTHAN	21,347	19,058	2,955	16
23	SIKKIM	254	225	0	0
24	TAMIL NADU	12,538	11,081	12,315	111
25	TRIPURA	589	527	155	29
26	UTTARAKHAND	2,376	2,098	1,651	79
27	UTTAR PRADESH	3,587	3,196	1,051	33
28	WEST BENGAL	4,761	4,278	4,780	112
29	ANDAMAN AND NICOBAR ISLANDS	6	5	0	0
Grand Total		1,38,613	1,23,241	39,347	32

Very Good:(90% or above of targets)

GUJARAT, PUDUCHERRY, TAMIL NADU, WEST BENGAL

Good:(Between 80% to 90% targets)

HARYANA

Poor:(Below 80% of targets)

ANDHRA PRADESH, ARUNACHAL PRADESH, ASSAM, BIHAR, CHHATISGARH, HIMACHAL PRADESH, JAMMU AND KASHMIR, JHARKHAND, KARNATAKA, KERALA, MADHYA PRADESH, MAHARASHTRA, MANIPUR, MEGHALAYA, MIZORAM, NAGALAND, ORISSA, PUNJAB, RAJASTHAN, SIKKIM, TRIPURA, UTTARAKHAND, UTTAR PRADESH, ANDAMAN AND NICOBAR ISLANDS

Immunisation of Children

Routine Immunisation comprising of Tetanus, DPT, Polio, BCG and Measles - Infants Immunised

% Achievement of Target
During April,2007 to February, 2008

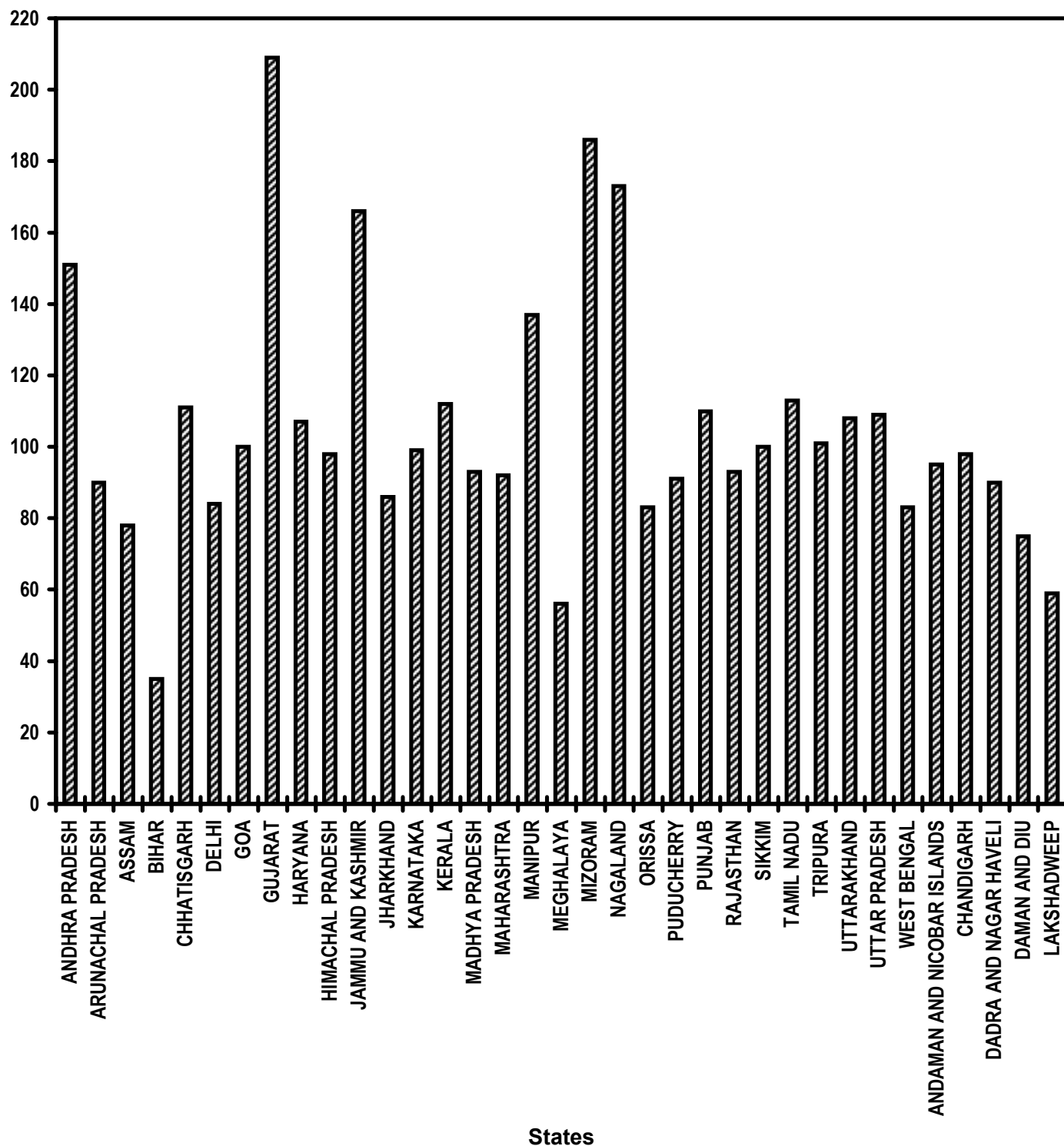


Table - 11(A)

Immunisation of Children
Routine Immunisation comprising of Tetanus, DPT, Polio, BCG and Measles - Infants Immunised
(Unit: Number)

Sl. No.	State/UT Name	Target		Achievement April,2007-February,2008	Percent Achievement April,2007-February,2008
		2007-2008	April,2007-February,2008		
(1)	(2)	(3)	(4)	(5)	(5)/(4)
1	ANDHRA PRADESH	14,62,520	13,40,636	20,25,662	151
2	ARUNACHAL PRADESH	24,371	22,341	20,095	90
3	ASSAM	6,96,503	6,38,462	5,00,792	78
4	BIHAR	26,47,342	24,26,732	8,46,456	35
5	CHHATISGARH	6,04,854	5,54,444	6,13,960	111
6	DELHI	2,97,037	2,72,283	2,28,223	84
7	GOA	21,515	19,723	19,807	100
8	GUJARAT	12,90,956	11,83,369	24,75,789	209
9	HARYANA	5,56,839	5,10,433	5,43,672	107
10	HIMACHAL PRADESH	1,18,945	1,09,032	1,06,320	98
11	JAMMU AND KASHMIR	2,14,329	1,96,471	3,25,284	166
12	JHARKHAND	7,42,229	6,80,372	5,81,910	86
13	KARNATAKA	11,36,325	10,41,634	10,27,329	99
14	KERALA	5,11,439	4,68,820	5,25,400	112
15	MADHYA PRADESH	18,86,734	17,29,508	16,13,446	93
16	MAHARASHTRA	19,55,084	17,92,153	16,55,117	92
17	MANIPUR	35,716	32,736	44,685	137
18	MEGHALAYA	60,218	55,198	31,140	56
19	MIZORAM	18,269	16,742	31,090	186
20	NAGALAND	29,664	27,192	47,118	173
21	ORISSA	8,32,657	7,63,268	6,37,271	83
22	PUDUCHERRY	17,637	16,170	14,659	91
23	PUNJAB	4,72,322	4,32,960	4,75,784	110
24	RAJASTHAN	17,38,250	15,93,394	14,82,044	93
25	SIKKIM	11,156	10,230	10,237	100
26	TAMIL NADU	10,84,836	9,94,433	11,19,541	113
27	TRIPURA	50,559	46,343	46,938	101
28	UTTARAKHAND	1,84,980	1,69,565	1,83,302	108
29	UTTAR PRADESH	54,14,335	49,63,134	54,21,514	109
30	WEST BENGAL	16,19,384	14,84,439	12,25,193	83
31	ANDAMAN AND NICOBAR ISLANDS	6,731	6,171	5,853	95
32	CHANDIGARH	16,455	15,081	14,807	98
33	DADRA AND NAGAR HAVELI	7,074	6,479	5,852	90
34	DAMAN AND DIU	3,544	3,245	2,438	75
35	LAKSHADWEEP	1,247	1,144	676	59
Grand Total		2,57,72,056	2,36,24,337	2,39,09,404	101

Very Good:(90% or above of targets)

ANDHRA PRADESH, ARUNACHAL PRADESH, CHHATISGARH, GOA, GUJARAT, HARYANA, HIMACHAL PRADESH, JAMMU AND KASHMIR, KARNATAKA, KERALA, MADHYA PRADESH, MAHARASHTRA, MANIPUR, MIZORAM, NAGALAND, PUDUCHERRY, PUNJAB, RAJASTHAN, SIKKIM, TAMIL NADU, TRIPURA, UTTARAKHAND, UTTAR PRADESH, ANDAMAN AND NICOBAR ISLANDS, CHANDIGARH, DADRA AND NAGAR HAVELI

Good:(Between 80% to 90% targets)

DELHI, JHARKHAND, ORISSA, WEST BENGAL

Poor:(Below 80% of targets)

ASSAM, BIHAR, MEGHALAYA, DAMAN AND DIU, LAKSHADWEEP

Immunisation of Children

Pulse Polio Immunisation Programme -

Infants Immunised

% Achievement of Target
During April, 2007 to February, 2008

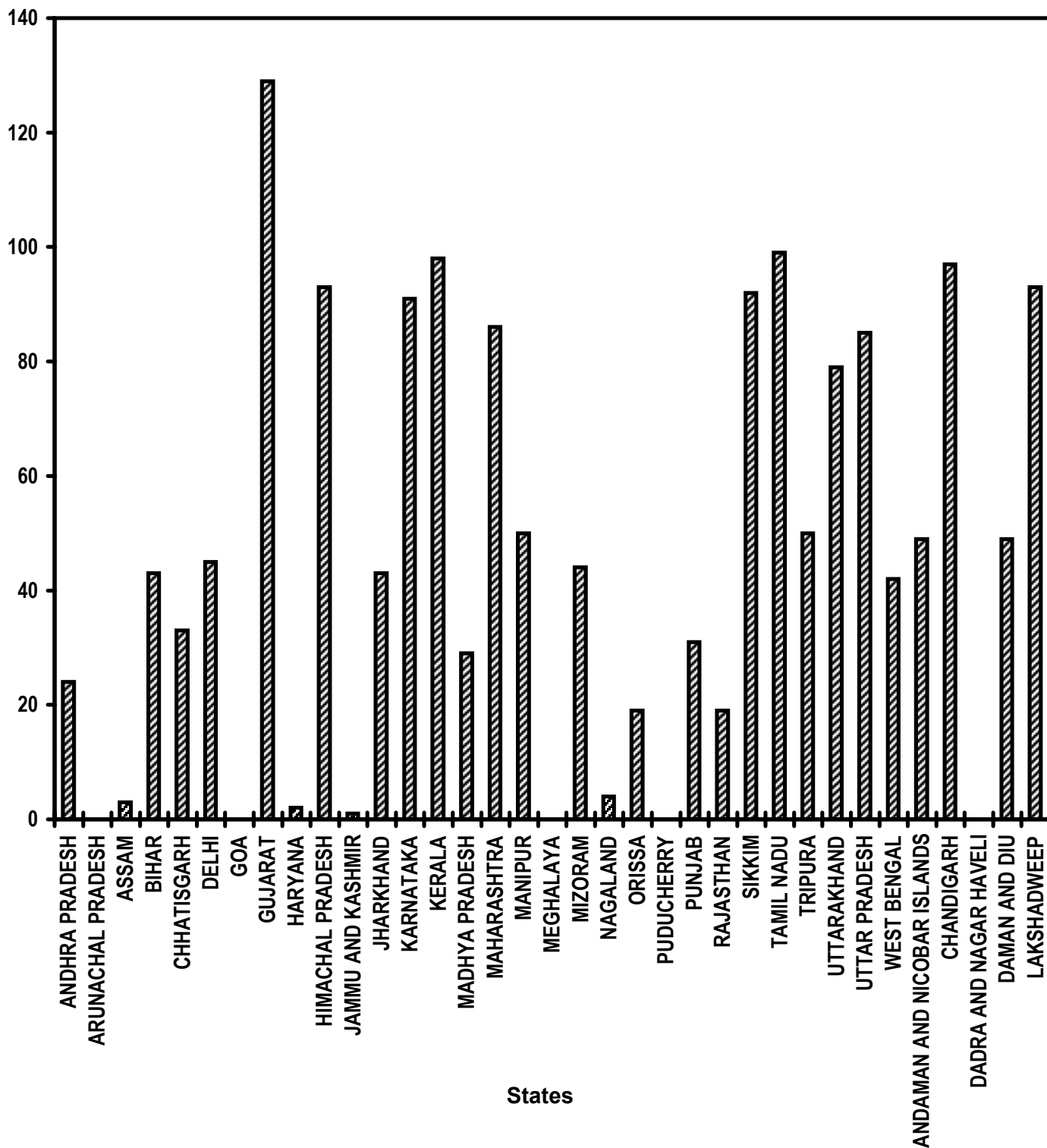


Table - 11(B)

Immunisation of Children
Pulse Polio Immunisation Programme - Infants Immunised
(Unit: Number)

Sl. No.	State/UT Name	Target		Achievement	Percent Achievement
		2007-2008	April,2007-February,2008	April,2007-February,2008	April,2007-February,2008
(1)	(2)	(3)	(4)	(5)	(5)/(4)
1	ANDHRA PRADESH	5,22,06,597	5,22,06,597	1,25,86,564	24
2	ARUNACHAL PRADESH	3,49,942	3,49,942	0	0
3	ASSAM	1,38,86,086	1,38,86,086	4,71,254	3
4	BIHAR	24,32,97,586	22,26,01,920	9,68,01,476	43
5	CHHATISGARH	1,05,17,022	1,05,17,022	35,11,333	33
6	DELHI	2,92,47,086	2,65,66,806	1,18,32,546	45
7	GOA	2,67,724	2,67,724	0	0
8	GUJARAT	2,30,34,385	2,30,34,385	2,97,94,510	129
9	HARYANA	2,64,37,223	2,64,37,223	5,26,831	2
10	HIMACHAL PRADESH	14,58,248	14,58,248	13,57,793	93
11	JAMMU AND KASHMIR	36,87,418	36,87,418	21,523	1
12	JHARKHAND	1,60,69,409	1,60,69,409	69,40,029	43
13	KARNATAKA	1,83,50,203	1,83,50,203	1,67,83,570	91
14	KERALA	58,27,130	58,27,130	57,36,361	98
15	MADHYA PRADESH	3,89,58,455	3,89,58,455	1,13,20,785	29
16	MAHARASHTRA	8,06,28,970	6,88,58,125	5,91,27,906	86
17	MANIPUR	6,88,398	6,88,398	3,42,951	50
18	MEGHALAYA	8,57,640	8,57,640	0	0
19	MIZORAM	2,36,876	2,36,876	1,03,303	44
20	NAGALAND	5,41,074	5,41,074	22,662	4
21	ORISSA	2,38,76,186	2,38,76,186	44,83,800	19
22	PUDUCHERRY	2,99,758	2,99,758	0	0
23	PUNJAB	1,23,81,569	1,23,81,569	38,36,661	31
24	RAJASTHAN	5,76,68,737	5,76,68,737	1,10,82,396	19
25	SIKKIM	1,40,226	1,40,226	1,29,667	92
26	TAMIL NADU	1,45,58,208	1,45,58,208	1,43,47,981	99
27	TRIPURA	8,36,286	8,36,286	4,18,168	50
28	UTTARAKHAND	1,17,08,769	1,17,08,769	92,98,673	79
29	UTTAR PRADESH	41,05,36,432	37,12,75,235	31,44,60,901	85
30	WEST BENGAL	2,22,69,173	2,22,69,173	93,60,586	42
31	ANDAMAN AND NICOBAR ISLANDS	68,876	68,876	33,973	49
32	CHANDIGARH	4,07,571	4,07,571	3,97,145	97
33	DADRA AND NAGAR HAVELI	80,286	80,286	0	0
34	DAMAN AND DIU	46,686	46,686	23,081	49
35	LAKSHADWEEP	12,474	12,474	11,565	93
Grand Total		1,12,14,38,709	1,04,70,30,721	62,51,65,994	60

Very Good:(90% or above of targets)

GUJARAT, HIMACHAL PRADESH, KARNATAKA, KERALA, SIKKIM, TAMIL NADU, CHANDIGARH, LAKSHADWEEP

Good:(Between 80% to 90% targets)

MAHARASHTRA, UTTAR PRADESH

Poor:(Below 80% of targets)

ANDHRA PRADESH, ARUNACHAL PRADESH, ASSAM, BIHAR, CHHATISGARH, DELHI, GOA, HARYANA, JAMMU AND KASHMIR, JHARKHAND, MADHYA PRADESH, MANIPUR, MEGHALAYA, MIZORAM, NAGALAND, ORISSA, PUDUCHERRY, PUNJAB, RAJASTHAN, TRIPURA, UTTARAKHAND, WEST BENGAL, ANDAMAN AND NICOBAR ISLANDS, DADRA AND NAGAR HAVELI, DAMAN AND DIU

Table - 12

**Sanitation Programme in Rural Areas
(Unit: Number)**

Sl. No.	State/UT Name	Individual Household latrines constructed (Number) April,2007-February,2008
(1)	(2)	(3)
1	ANDHRA PRADESH	3,81,661
2	ARUNACHAL PRADESH	4,378
3	ASSAM	77,378
4	BIHAR	4,04,006
5	CHHATISGARH	4,80,124
6	DELHI	0
7	GOA	310
8	GUJARAT	6,61,585
9	HARYANA	6,58,943
10	HIMACHAL PRADESH	1,09,984
11	JAMMU AND KASHMIR	21,687
12	JHARKHAND	2,58,957
13	KARNATAKA	6,56,205
14	KERALA	2,72,884
15	MADHYA PRADESH	7,88,211
16	MAHARASHTRA	9,42,899
17	MANIPUR	3,309
18	MEGHALAYA	9,996
19	MIZORAM	14,929
20	NAGALAND	6,327
21	ORISSA	4,31,550
22	PUDUCHERRY	545
23	PUNJAB	13,435
24	RAJASTHAN	5,71,607
25	SIKKIM	9,131
26	TAMIL NADU	5,94,615
27	TRIPURA	1,231
28	UTTARAKHAND	65,721
29	UTTAR PRADESH	14,24,346
30	WEST BENGAL	5,50,610
31	ANDAMAN AND NICOBAR ISLANDS	0
32	CHANDIGARH	0
33	DADRA AND NAGAR HAVELI	0
34	DAMAN AND DIU	0
35	LAKSHADWEEP	0
Grand Total		94,16,564

Table - 13

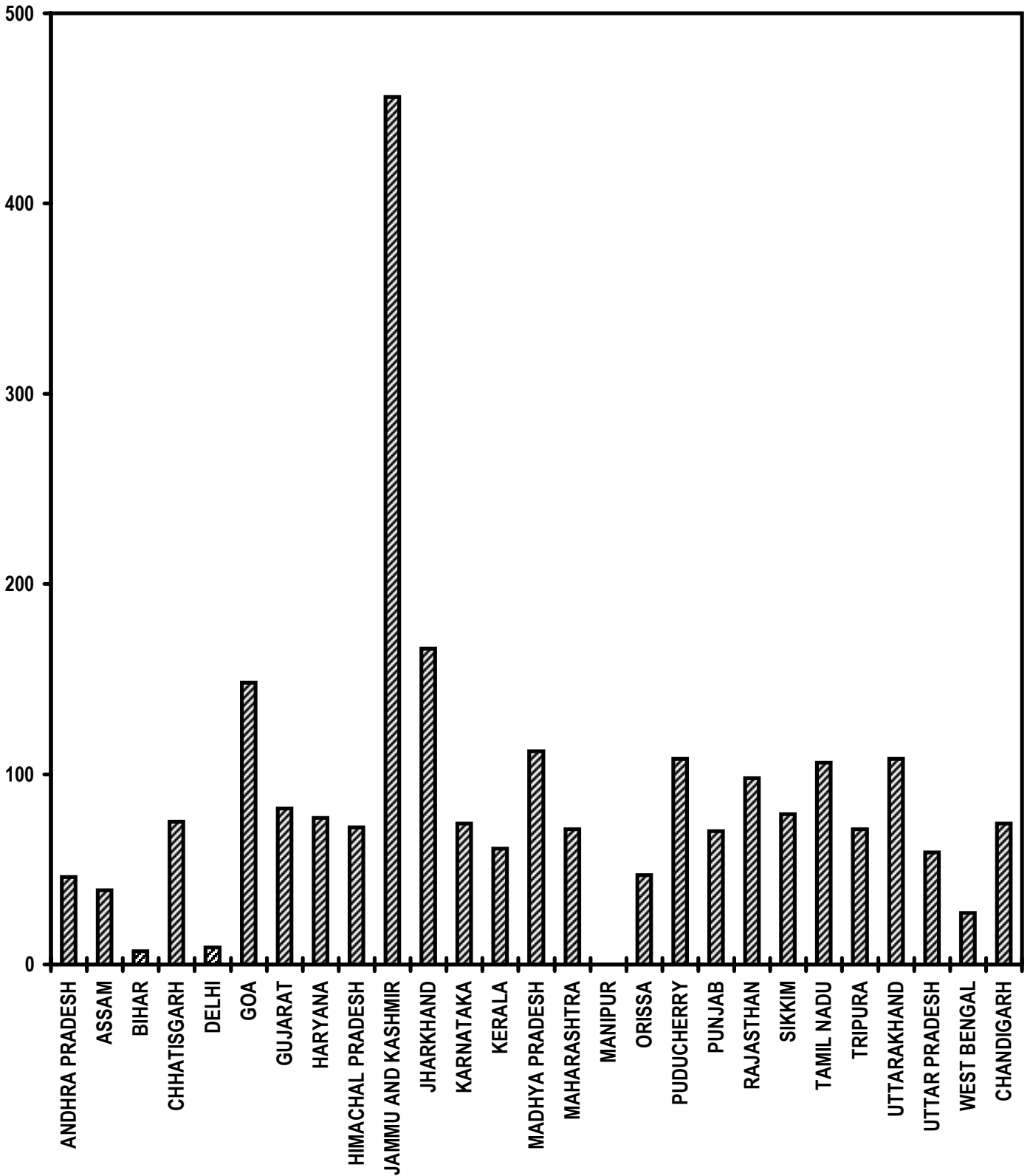
Institutional Delivery
(Unit: Number)

Sl. No.	State/UT Name	Delivery in institutions (Number) April,2007- February,2008
(1)	(2)	(3)
1	ANDHRA PRADESH	11,51,683
2	ARUNACHAL PRADESH	2,539
3	ASSAM	2,64,866
4	BIHAR	3,94,648
5	CHHATISGARH	57,802
6	DELHI	1,36,139
7	GOA	18,724
8	GUJARAT	8,11,969
9	HARYANA	0
10	HIMACHAL PRADESH	52,544
11	JAMMU AND KASHMIR	1,32,963
12	JHARKHAND	1,06,659
13	KARNATAKA	5,86,091
14	KERALA	4,48,514
15	MADHYA PRADESH	11,44,763
16	MAHARASHTRA	10,19,128
17	MANIPUR	15,130
18	MEGHALAYA	16,647
19	MIZORAM	0
20	NAGALAND	0
21	ORISSA	3,64,757
22	PUDUCHERRY	47,489
23	PUNJAB	2,03,669
24	RAJASTHAN	8,72,153
25	SIKKIM	5,252
26	TAMIL NADU	10,20,208
27	TRIPURA	28,246
28	UTTARAKHAND	65,520
29	UTTAR PRADESH	14,22,194
30	WEST BENGAL	7,22,402
31	ANDAMAN AND NICOBAR ISLANDS	4,248
32	CHANDIGARH	16,642
33	DADRA AND NAGAR HAVELI	296
34	DAMAN AND DIU	2,185
35	LAKSHADWEEP	1,582
Grand Total		1,11,37,652

SC Families Assisted

% Achievement of Target

During April,2007 to February,2008



States

Table - 14

**SC Families Assisted
(Unit: Number)**

Sl. No.	State/UT Name	Target		Achievement	Percent
		2007-2008	April,2007- February,2008	April,2007- February,2008	Achievement April,2007- February,2008
(1)	(2)	(3)	(4)	(5)	(5)/(4)
1	ANDHRA PRADESH	4,50,000	4,12,500	1,87,723	46
2	ASSAM	44,000	40,326	15,855	39
3	BIHAR	2,55,000	2,33,750	16,357	7
4	CHHATISGARH	3,75,000	3,43,750	2,57,507	75
5	DELHI	5,000	4,576	433	9
6	GOA	550	495	733	148
7	GUJARAT	1,40,000	1,28,326	1,05,188	82
8	HARYANA	88,500	81,125	62,557	77
9	HIMACHAL PRADESH	58,000	53,163	38,183	72
10	JAMMU AND KASHMIR	1,100	1,001	4,561	456
11	JHARKHAND	5,50,000	5,04,163	8,38,027	166
12	KARNATAKA	5,00,000	4,58,326	3,41,423	74
13	KERALA	33,000	30,250	18,334	61
14	MADHYA PRADESH	2,43,000	2,22,750	2,48,979	112
15	MAHARASHTRA	1,54,000	1,41,163	1,00,142	71
16	MANIPUR	550	495	0	0
17	ORISSA	72,600	66,550	31,320	47
18	PUDUCHERRY	5,000	4,576	4,940	108
19	PUNJAB	88,000	80,663	56,138	70
20	RAJASTHAN	4,12,000	3,77,663	3,70,809	98
21	SIKKIM	2,200	2,013	1,593	79
22	TAMIL NADU	9,00,000	8,25,000	8,75,901	106
23	TRIPURA	22,000	20,163	14,281	71
24	UTTARAKHAND	7,000	6,413	6,942	108
25	UTTAR PRADESH	2,57,000	2,35,576	1,39,597	59
26	WEST BENGAL	1,10,000	1,00,826	27,419	27
27	CHANDIGARH	700	638	471	74
Grand Total		47,74,200	43,76,240	37,65,413	86

Very Good:(90% or above of targets)

GOA, JAMMU AND KASHMIR, JHARKHAND, MADHYA PRADESH, PUDUCHERRY, RAJASTHAN, TAMIL NADU, UTTARAKHAND

Good:(Between 80% to 90% targets)

GUJARAT

Poor:(Below 80% of targets)

ANDHRA PRADESH, ASSAM, BIHAR, CHHATISGARH, DELHI, HARYANA, HIMACHAL PRADESH, KARNATAKA, KERALA, MAHARASHTRA, MANIPUR, ORISSA, PUNJAB, SIKKIM, TRIPURA, UTTAR PRADESH, WEST BENGAL, CHANDIGARH

Table - 15

ST Families Assisted
(Unit: Number)

Sl. No.	State/UT Name	Target		Achievement	Percent
		2007-2008	April,2007-February,2008	April,2007-February,2008	Achievement April,2007-February,2008
(1)	(2)	(3)	(4)	(5)	(5)/(4)
1	ANDHRA PRADESH	-	-	1,74,428	-
2	ARUNACHAL PRADESH	-	-	0	-
3	ASSAM	-	-	1,675	-
4	BIHAR	-	-	1,160	-
5	CHHATISGARH	-	-	6,73,519	-
6	DELHI	-	-	0	-
7	GOA	-	-	5,231	-
8	GUJARAT	-	-	1,01,286	-
9	HARYANA	-	-	0	-
10	HIMACHAL PRADESH	-	-	8,482	-
11	JAMMU AND KASHMIR	-	-	42,981	-
12	JHARKHAND	-	-	18,60,309	-
13	KARNATAKA	-	-	50,968	-
14	KERALA	-	-	4,297	-
15	MADHYA PRADESH	-	-	2,50,680	-
16	MAHARASHTRA	-	-	2,05,207	-
17	MANIPUR	-	-	0	-
18	MEGHALAYA	-	-	0	-
19	MIZORAM	-	-	0	-
20	NAGALAND	-	-	0	-
21	ORISSA	-	-	71,931	-
22	PUDUCHERRY	-	-	0	-
23	PUNJAB	-	-	0	-
24	RAJASTHAN	-	-	69,034	-
25	SIKKIM	-	-	4,391	-
26	TAMIL NADU	-	-	29,152	-
27	TRIPURA	-	-	8,129	-
28	UTTARAKHAND	-	-	1,498	-
29	UTTAR PRADESH	-	-	950	-
30	WEST BENGAL	-	-	951	-
31	ANDAMAN AND NICOBAR ISLANDS	-	-	198	-
32	CHANDIGARH	-	-	0	-
33	DADRA AND NAGAR HAVELI	-	-	0	-
34	DAMAN AND DIU	-	-	0	-
35	LAKSHADWEEP	-	-	0	-
<i>Grand Total</i>		-	-	35,66,457	-

Universalization of ICDS Scheme

ICDS Blocks Operational (Cumulative)

% Achievement of Target
During April, 2007 to February, 2008

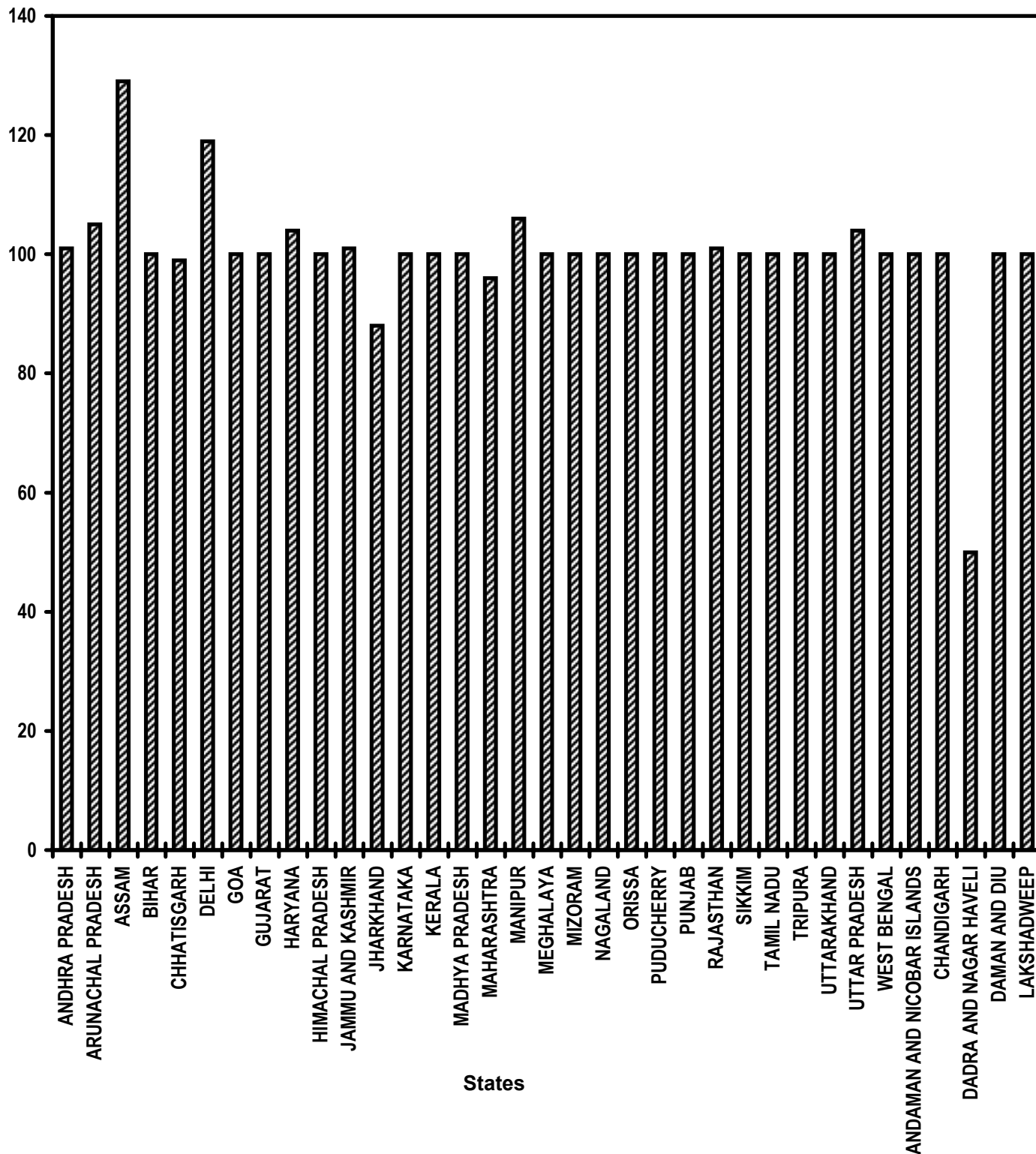


Table - 16

Universalization of ICDS Scheme
ICDS Blocks Operational (Cumulative)
(Unit: Number)

Sl. No.	State/UT Name	Target		Achievement	Percent Achievement
		2007-2008	April,2007-February,2008	April,2007-February,2008	April,2007-February,2008
(1)	(2)	(3)	(4)	(5)	(5)/(4)
1	ANDHRA PRADESH	382	380	385	101
2	ARUNACHAL PRADESH	83	81	85	105
3	ASSAM	222	221	284	129
4	BIHAR	538	538	537	100
5	CHHATISGARH	162	160	158	99
6	DELHI	45	42	50	119
7	GOA	11	11	11	100
8	GUJARAT	260	260	260	100
9	HARYANA	134	132	137	104
10	HIMACHAL PRADESH	76	76	76	100
11	JAMMU AND KASHMIR	140	140	141	101
12	JHARKHAND	204	204	180	88
13	KARNATAKA	185	185	185	100
14	KERALA	163	163	163	100
15	MADHYA PRADESH	367	367	367	100
16	MAHARASHTRA	441	432	416	96
17	MANIPUR	37	36	38	106
18	MEGHALAYA	40	39	39	100
19	MIZORAM	23	23	23	100
20	NAGALAND	56	56	56	100
21	ORISSA	326	326	326	100
22	PUDUCHERRY	5	5	5	100
23	PUNJAB	148	148	148	100
24	RAJASTHAN	277	276	278	101
25	SIKKIM	11	11	11	100
26	TAMIL NADU	434	434	434	100
27	TRIPURA	53	53	53	100
28	UTTARAKHAND	99	99	99	100
29	UTTAR PRADESH	878	863	894	104
30	WEST BENGAL	416	416	414	100
31	ANDAMAN AND NICOBAR ISLANDS	5	5	5	100
32	CHANDIGARH	3	3	3	100
33	DADRA AND NAGAR HAVELI	2	2	1	50
34	DAMAN AND DIU	2	2	2	100
35	LAKSHADWEEP	1	1	1	100
Grand Total		6,229	6,190	6,265	101

Very Good:(90% or above of targets)

ANDHRA PRADESH, ARUNACHAL PRADESH, ASSAM, BIHAR, CHHATISGARH, DELHI, GOA, GUJARAT, HARYANA, HIMACHAL PRADESH, JAMMU AND KASHMIR, KARNATAKA, KERALA, MADHYA PRADESH, MAHARASHTRA, MANIPUR, MEGHALAYA, MIZORAM, NAGALAND, ORISSA, PUDUCHERRY, PUNJAB, RAJASTHAN, SIKKIM, TAMIL NADU, TRIPURA, UTTARAKHAND, UTTAR PRADESH, WEST BENGAL, ANDAMAN AND NICOBAR ISLANDS, CHANDIGARH, DAMAN AND DIU, LAKSHADWEEP

Good:(Between 80% to 90% targets)

JHARKHAND

Poor:(Below 80% of targets)

DADRA AND NAGAR HAVELI

Functional Anganwadis (Cumulative)

% Achievement of Target
During April,2007 to February, 2008

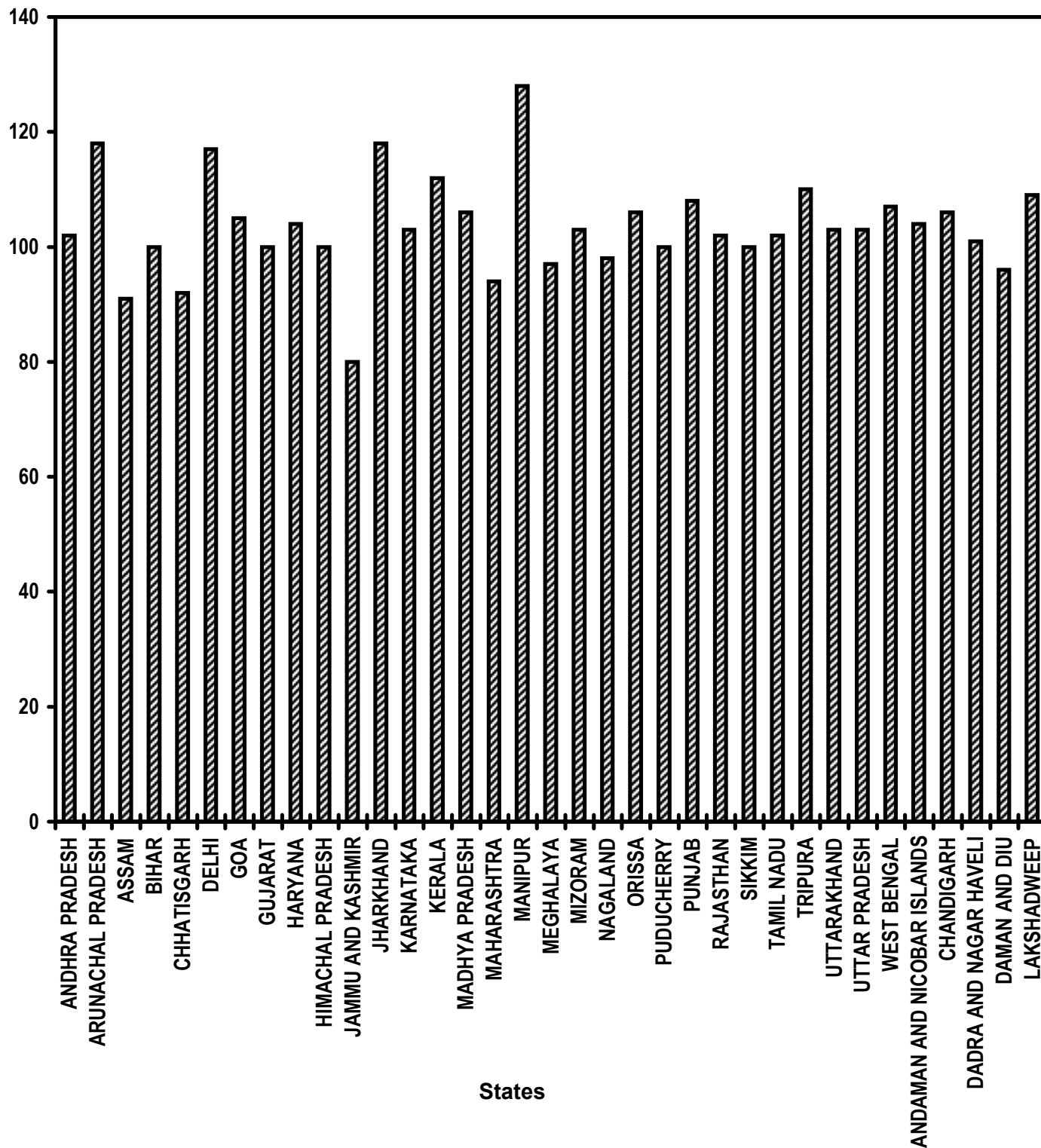


Table - 17

Functional Anganwadis
Anganwadis Functional (Cumulative)
(Unit: Number)

Sl. No.	State/UT Name	Target		Achievement	Percent
		2007-2008	April,2007-February,2008	April,2007-February,2008	Achievement April,2007-February,2008
(1)	(2)	(3)	(4)	(5)	(5)/(4)
1	ANDHRA PRADESH	71,256	69,426	70,982	102
2	ARUNACHAL PRADESH	3,905	3,615	4,277	118
3	ASSAM	35,580	34,411	31,230	91
4	BIHAR	80,528	80,528	80,211	100
5	CHHATISGARH	33,287	32,003	29,304	92
6	DELHI	5,603	5,212	6,090	117
7	GOA	1,082	1,058	1,112	105
8	GUJARAT	43,371	42,742	42,809	100
9	HARYANA	16,942	16,747	17,444	104
10	HIMACHAL PRADESH	18,248	18,248	18,248	100
11	JAMMU AND KASHMIR	23,382	21,846	17,376	80
12	JHARKHAND	31,724	31,434	37,044	118
13	KARNATAKA	53,466	52,848	54,260	103
14	KERALA	28,651	28,651	32,200	112
15	MADHYA PRADESH	66,264	63,950	67,969	106
16	MAHARASHTRA	82,494	80,190	75,630	94
17	MANIPUR	6,698	5,965	7,639	128
18	MEGHALAYA	3,325	3,277	3,195	97
19	MIZORAM	1,655	1,634	1,682	103
20	NAGALAND	3,146	3,109	3,035	98
21	ORISSA	40,432	39,448	41,697	106
22	PUDUCHERRY	688	688	688	100
23	PUNJAB	19,345	18,703	20,169	108
24	RAJASTHAN	47,919	47,566	48,342	102
25	SIKKIM	988	988	988	100
26	TAMIL NADU	46,803	46,444	47,265	102
27	TRIPURA	6,974	6,680	7,359	110
28	UTTARAKHAND	9,102	8,666	8,897	103
29	UTTAR PRADESH	1,46,776	1,43,703	1,48,637	103
30	WEST BENGAL	86,898	82,812	88,456	107
31	ANDAMAN AND NICOBAR ISLANDS	657	645	672	104
32	CHANDIGARH	358	349	370	106
33	DADRA AND NAGAR HAVELI	218	217	219	101
34	DAMAN AND DIU	104	101	97	96
35	LAKSHADWEEP	83	80	87	109
Grand Total		10,17,952	9,93,984	10,15,680	102

Very Good:(90% or above of targets)

ANDHRA PRADESH, ARUNACHAL PRADESH, ASSAM, BIHAR, CHHATISGARH, DELHI, GOA, GUJARAT, HARYANA, HIMACHAL PRADESH, JHARKHAND, KARNATAKA, KERALA, MADHYA PRADESH, MAHARASHTRA, MANIPUR, MEGHALAYA, MIZORAM, NAGALAND, ORISSA, PUDUCHERRY, PUNJAB, RAJASTHAN, SIKKIM, TAMIL NADU, TRIPURA, UTTARAKHAND, UTTAR PRADESH, WEST BENGAL, ANDAMAN AND NICOBAR ISLANDS, CHANDIGARH, DADRA AND NAGAR HAVELI, DAMAN AND DIU, LAKSHADWEEP

Good:(Between 80% to 90% targets)

JAMMU AND KASHMIR

No. of Urban poor families assisted under Seven Point Charter

Poor Families Assisted

% Achievement of Target

During April,2007 to February, 2008

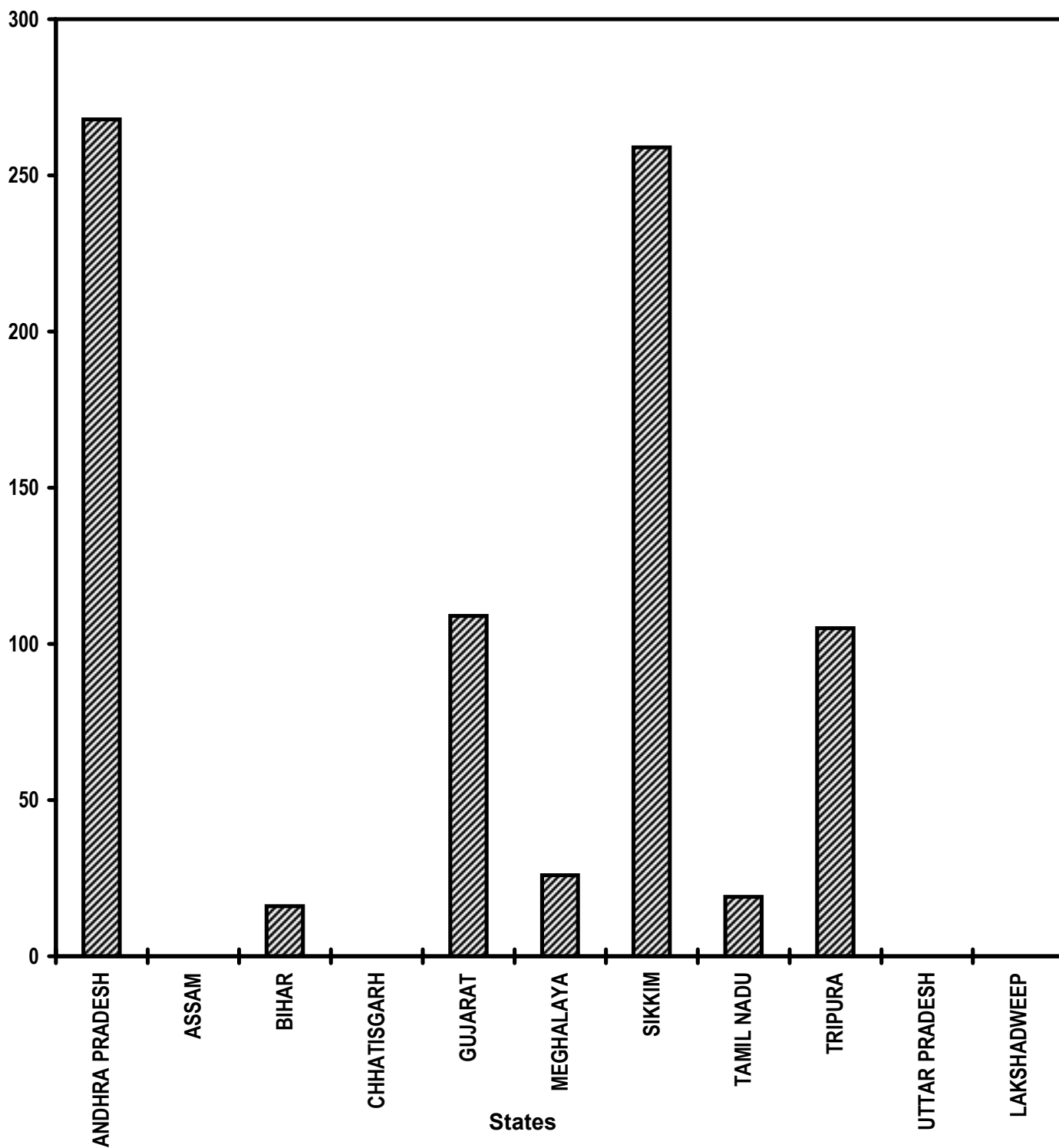


Table - 18

**No. of Urban poor families assisted under Seven Point Charter
Poor Families Assisted
(Unit: Number)**

Sl. No.	State/UT Name	Target		Achievement	Percent
		2007-2008	April,2007- February,2008	April,2007- February,2008	Achievement April,2007- February,2008
(1)	(2)	(3)	(4)	(5)	(5)/(4)
1	ANDHRA PRADESH	79,320	72,710	1,95,147	268
2	ASSAM	288	264	0	0
3	BIHAR	14,200	13,013	2,025	16
4	CHHATISGARH	5,000	4,576	0	0
5	GUJARAT	4,000	3,663	4,000	109
6	MEGHALAYA	1,125	1,023	262	26
7	SIKKIM	1,000	913	2,363	259
8	TAMIL NADU	8,000	7,326	1,415	19
9	TRIPURA	2,380	2,178	2,284	105
10	UTTAR PRADESH	6,168	5,654	0	0
11	LAKSHADWEEP	20	11	0	0
<i>Grand Total</i>		1,21,501	1,11,331	2,07,496	186

Very Good:(90% or above of targets)

ANDHRA PRADESH, GUJARAT, SIKKIM, TRIPURA

Poor:(Below 80% of targets)

ASSAM, BIHAR, CHHATISGARH, MEGHALAYA, TAMIL NADU, UTTAR PRADESH, LAKSHADWEEP

Afforestation (Public and Forest Lands)

Area Covered under Plantation

% Achievement of Target

During April,2007 to February, 2008

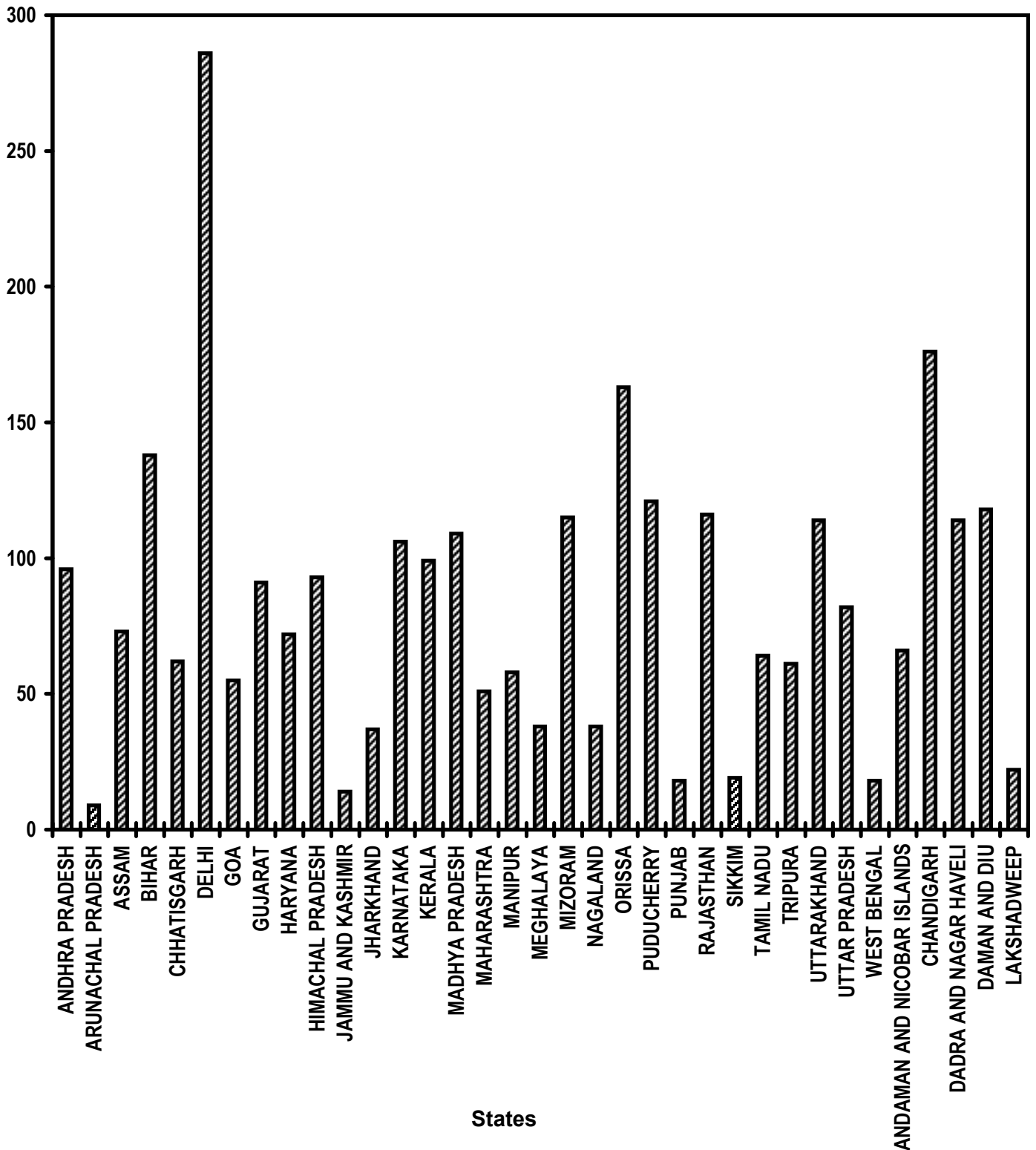


Table - 19(A)

**Afforestation (Public and Forest Lands)
Area Covered under Plantation
(Unit: Hectares)**

Sl. No.	State/UT Name	Target		Achievement April,2007- February,2008	Percent Achievement April,2007- February,2008
		2007-2008	April,2007- February,2008		
(1)	(2)	(3)	(4)	(5)	(5)/(4)
1	ANDHRA PRADESH	3,00,000	2,75,000	2,63,033	96
2	ARUNACHAL PRADESH	10,000	9,163	784	9
3	ASSAM	20,000	18,326	13,366	73
4	BIHAR	20,000	18,326	25,371	138
5	CHHATISGARH	1,00,000	91,663	57,248	62
6	DELHI	25	22	63	286
7	GOA	1,000	913	498	55
8	GUJARAT	1,00,000	91,663	83,129	91
9	HARYANA	20,000	18,326	13,168	72
10	HIMACHAL PRADESH	20,000	18,326	17,132	93
11	JAMMU AND KASHMIR	35,000	32,076	4,483	14
12	JHARKHAND	1,00,000	91,663	33,639	37
13	KARNATAKA	80,000	73,326	78,076	106
14	KERALA	10,000	9,163	9,045	99
15	MADHYA PRADESH	2,50,000	2,29,163	2,50,000	109
16	MAHARASHTRA	1,00,000	91,663	47,020	51
17	MANIPUR	10,000	9,163	5,303	58
18	MEGHALAYA	6,000	5,500	2,068	38
19	MIZORAM	9,000	8,250	9,489	115
20	NAGALAND	25,000	22,913	8,784	38
21	ORISSA	80,000	73,326	1,19,496	163
22	PUDUCHERRY	75	66	80	121
23	PUNJAB	15,000	13,750	2,529	18
24	RAJASTHAN	80,000	73,326	85,328	116
25	SIKKIM	12,000	11,000	2,124	19
26	TAMIL NADU	1,60,000	1,46,663	93,850	64
27	TRIPURA	15,000	13,750	8,419	61
28	UTTARAKHAND	1,40,000	1,28,326	1,46,333	114
29	UTTAR PRADESH	60,000	55,000	44,937	82
30	WEST BENGAL	80,000	73,326	13,279	18
31	ANDAMAN AND NICOBAR ISLANDS	1,500	1,375	906	66
32	CHANDIGARH	150	132	232	176
33	DADRA AND NAGAR HAVELI	200	176	200	114
34	DAMAN AND DIU	30	22	26	118
35	LAKSHADWEEP	20	18	4	22
Grand Total		18,60,000	17,04,864	14,39,442	84

Very Good:(90% or above of targets)

ANDHRA PRADESH, BIHAR, DELHI, GUJARAT, HIMACHAL PRADESH, KARNATAKA, KERALA, MADHYA PRADESH, MIZORAM, ORISSA, PUDUCHERRY, RAJASTHAN, UTTARAKHAND, CHANDIGARH, DADRA AND NAGAR HAVELI, DAMAN AND DIU

Good:(Between 80% to 90% targets)

UTTAR PRADESH

Poor:(Below 80% of targets)

ARUNACHAL PRADESH, ASSAM, CHHATISGARH, GOA, HARYANA, JAMMU AND KASHMIR, JHARKHAND, MAHARASHTRA, MANIPUR, MEGHALAYA, NAGALAND, PUNJAB, SIKKIM, TAMIL NADU, TRIPURA, WEST BENGAL, ANDAMAN AND NICOBAR ISLANDS, LAKSHADWEEP

Afforestation (Public and Forest Lands)

Seedlings planted
 % Achievement of Target
 During April, 2007 to February, 2008

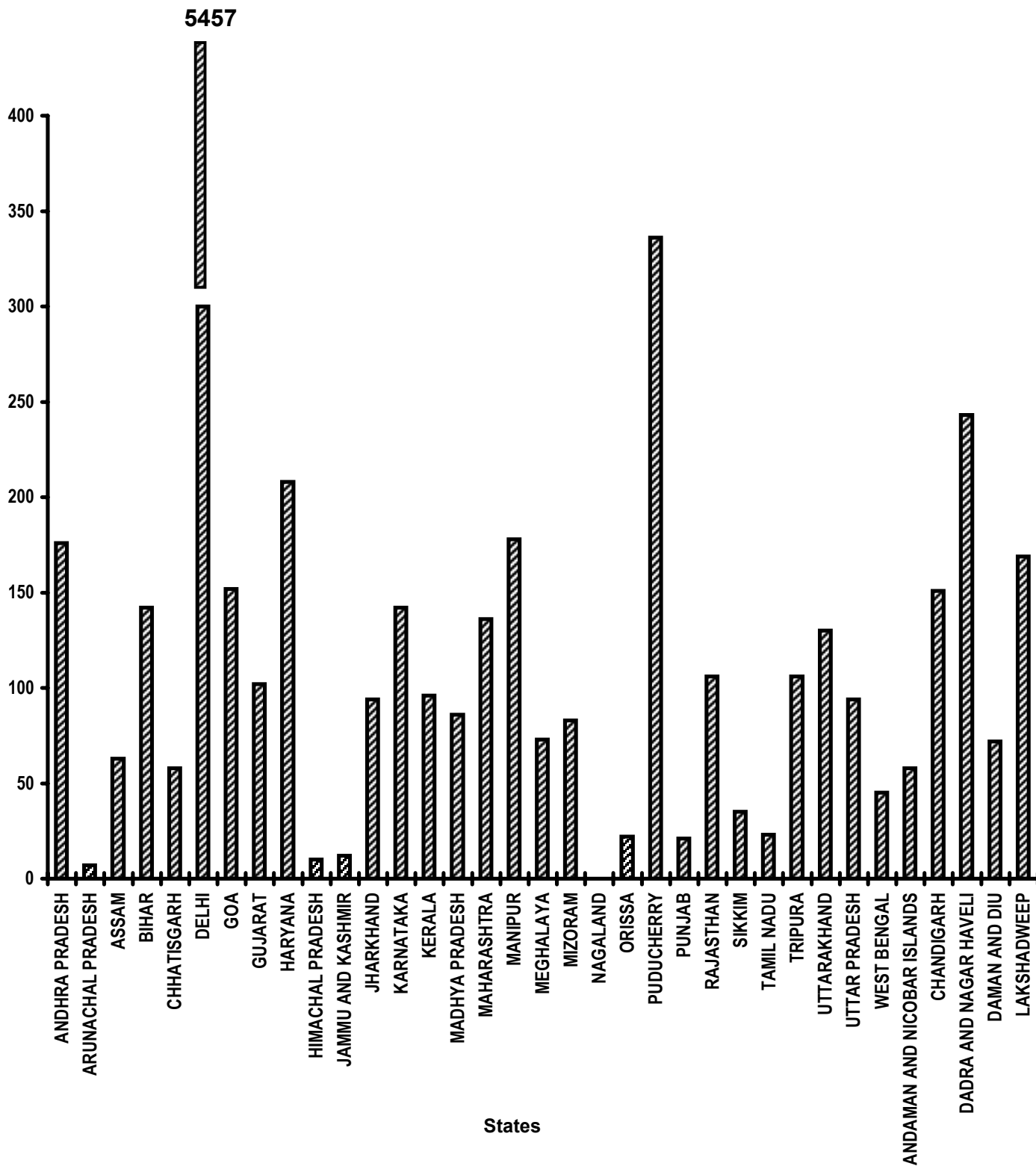


Table - 19(B)

**Afforestation (Public and Forest Lands)
Seedlings planted
(Unit: Number)**

Sl. No.	State/UT Name	Target		Achievement	Percent
		2007-2008	April,2007-February,2008	April,2007-February,2008	Achievement April,2007-February,2008
(1)	(2)	(3)	(4)	(5)	(5)/(4)
1	ANDHRA PRADESH	19,50,00,000	17,87,50,000	31,53,90,541	176
2	ARUNACHAL PRADESH	65,00,000	59,58,326	4,44,722	7
3	ASSAM	1,30,00,000	1,19,16,663	75,00,000	63
4	BIHAR	1,30,00,000	1,19,16,663	1,69,33,000	142
5	CHHATISGARH	6,50,00,000	5,95,83,326	3,45,24,000	58
6	DELHI	20,000	18,326	10,00,000	5,457
7	GOA	6,50,000	5,95,826	9,04,000	152
8	GUJARAT	6,50,00,000	5,95,83,326	6,06,68,000	102
9	HARYANA	1,30,00,000	1,19,16,663	2,48,37,000	208
10	HIMACHAL PRADESH	1,30,00,000	1,19,16,663	12,47,000	10
11	JAMMU AND KASHMIR	2,27,50,000	2,08,54,163	24,26,000	12
12	JHARKHAND	6,50,00,000	5,95,83,326	5,62,06,693	94
13	KARNATAKA	5,20,00,000	4,76,66,663	6,77,92,800	142
14	KERALA	65,00,000	59,58,326	57,48,769	96
15	MADHYA PRADESH	16,25,00,000	14,89,58,326	12,78,26,779	86
16	MAHARASHTRA	6,50,00,000	5,95,83,326	8,10,32,000	136
17	MANIPUR	65,00,000	59,58,326	1,06,06,000	178
18	MEGHALAYA	39,00,000	35,75,000	26,00,773	73
19	MIZORAM	58,50,000	53,62,500	44,72,595	83
20	NAGALAND	1,62,50,000	1,48,95,826	0	0
21	ORISSA	5,20,00,000	4,76,66,663	1,03,15,000	22
22	PUDUCHERRY	50,000	45,826	1,53,995	336
23	PUNJAB	97,50,000	89,37,500	19,03,000	21
24	RAJASTHAN	5,20,00,000	4,76,66,663	5,05,99,700	106
25	SIKKIM	78,00,000	71,50,000	25,08,000	35
26	TAMIL NADU	10,40,00,000	9,53,33,326	2,16,17,000	23
27	TRIPURA	97,50,000	89,37,500	95,13,000	106
28	UTTARAKHAND	9,10,00,000	8,34,16,663	10,84,77,000	130
29	UTTAR PRADESH	3,90,00,000	3,57,50,000	3,36,52,024	94
30	WEST BENGAL	5,20,00,000	4,76,66,663	2,12,46,000	45
31	ANDAMAN AND NICOBAR ISLANDS	9,80,000	8,98,326	5,23,139	58
32	CHANDIGARH	1,00,000	91,663	1,38,113	151
33	DADRA AND NAGAR HAVELI	1,30,000	1,19,163	2,90,000	243
34	DAMAN AND DIU	20,000	18,326	13,182	72
35	LAKSHADWEEP	10,000	9,163	15,484	169
Grand Total		1,20,90,10,000	1,10,82,59,009	1,08,31,25,309	98

Very Good:(90% or above of targets)

ANDHRA PRADESH, BIHAR, DELHI, GOA, GUJARAT, HARYANA, JHARKHAND, KARNATAKA, KERALA, MAHARASHTRA, MANIPUR, PUDUCHERRY, RAJASTHAN, TRIPURA, UTTARAKHAND, UTTAR PRADESH, CHANDIGARH, DADRA AND NAGAR HAVELI, LAKSHADWEEP

Good:(Between 80% to 90% targets)

MADHYA PRADESH, MIZORAM

Poor:(Below 80% of targets)

ARUNACHAL PRADESH, ASSAM, CHHATISGARH, HIMACHAL PRADESH, JAMMU AND KASHMIR, MEGHALAYA, NAGALAND, ORISSA, PUNJAB, SIKKIM, TAMIL NADU, WEST BENGAL, ANDAMAN AND NICOBAR ISLANDS, DAMAN AND DIU

Rural Roads - PMGSY

Length of Road Constructed

% Achievement of Target

During April,2007 to February, 2008

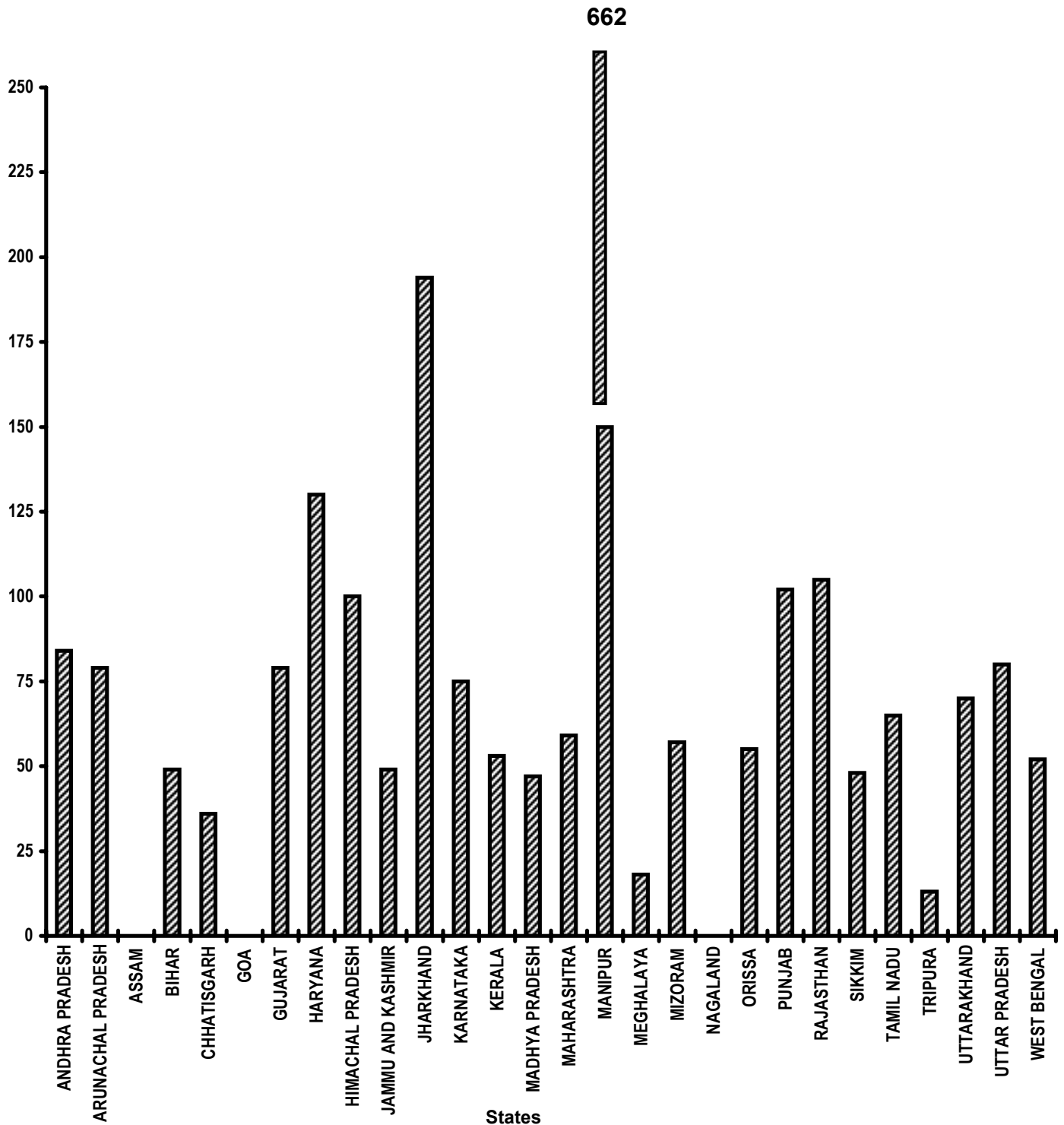


Table - 20

Rural Roads - PMGSY
Length of Road Constructed
(Unit: Kilometer)

Sl. No.	State/UT Name	Target		Achievement April,2007- February,2008	Percent Achievement April,2007- February,2008
		2007-2008	April,2007- February,2008		
(1)	(2)	(3)	(4)	(5)	(5)/(4)
1	ANDHRA PRADESH	2,551	2,211	1,847	84
2	ARUNACHAL PRADESH	361	312	247	79
3	ASSAM	1,685	1,460	0	0
4	BIHAR	4,005	3,472	1,704	49
5	CHHATISGARH	4,417	3,829	1,361	36
6	GOA	18	15	0	0
7	GUJARAT	500	425	336	79
8	HARYANA	586	508	660	130
9	HIMACHAL PRADESH	1,298	1,125	1,124	100
10	JAMMU AND KASHMIR	539	468	229	49
11	JHARKHAND	959	832	1,613	194
12	KARNATAKA	1,824	1,581	1,180	75
13	KERALA	433	376	200	53
14	MADHYA PRADESH	6,712	5,818	2,712	47
15	MAHARASHTRA	3,823	3,313	1,954	59
16	MANIPUR	63	55	364	662
17	MEGHALAYA	176	153	27	18
18	MIZORAM	334	290	165	57
19	NAGALAND	384	333	0	0
20	ORISSA	3,124	2,707	1,486	55
21	PUNJAB	1,024	887	907	102
22	RAJASTHAN	9,215	7,987	8,388	105
23	SIKKIM	231	201	97	48
24	TAMIL NADU	1,280	1,110	723	65
25	TRIPURA	442	383	49	13
26	UTTARAKHAND	1,169	1,013	711	70
27	UTTAR PRADESH	4,976	4,313	3,463	80
28	WEST BENGAL	2,272	1,970	1,026	52
Grand Total		54,401	47,147	32,573	69

Very Good:(90% or above of targets)

HARYANA, HIMACHAL PRADESH, JHARKHAND, MANIPUR, PUNJAB, RAJASTHAN

Good:(Between 80% to 90% targets)

ANDHRA PRADESH, UTTAR PRADESH

Poor:(Below 80% of targets)

ARUNACHAL PRADESH, ASSAM, BIHAR, CHHATISGARH, GOA, GUJARAT, JAMMU AND KASHMIR, KARNATAKA, KERALA, MADHYA PRADESH, MAHARASHTRA, MEGHALAYA, MIZORAM, NAGALAND, ORISSA, SIKKIM, TAMIL NADU, TRIPURA, UTTARAKHAND, WEST BENGAL

Rajiv Gandhi Grameen Vidyutikaran Yojana

Villages electrified
% Achievement of Target
During April,2007 to February, 2008

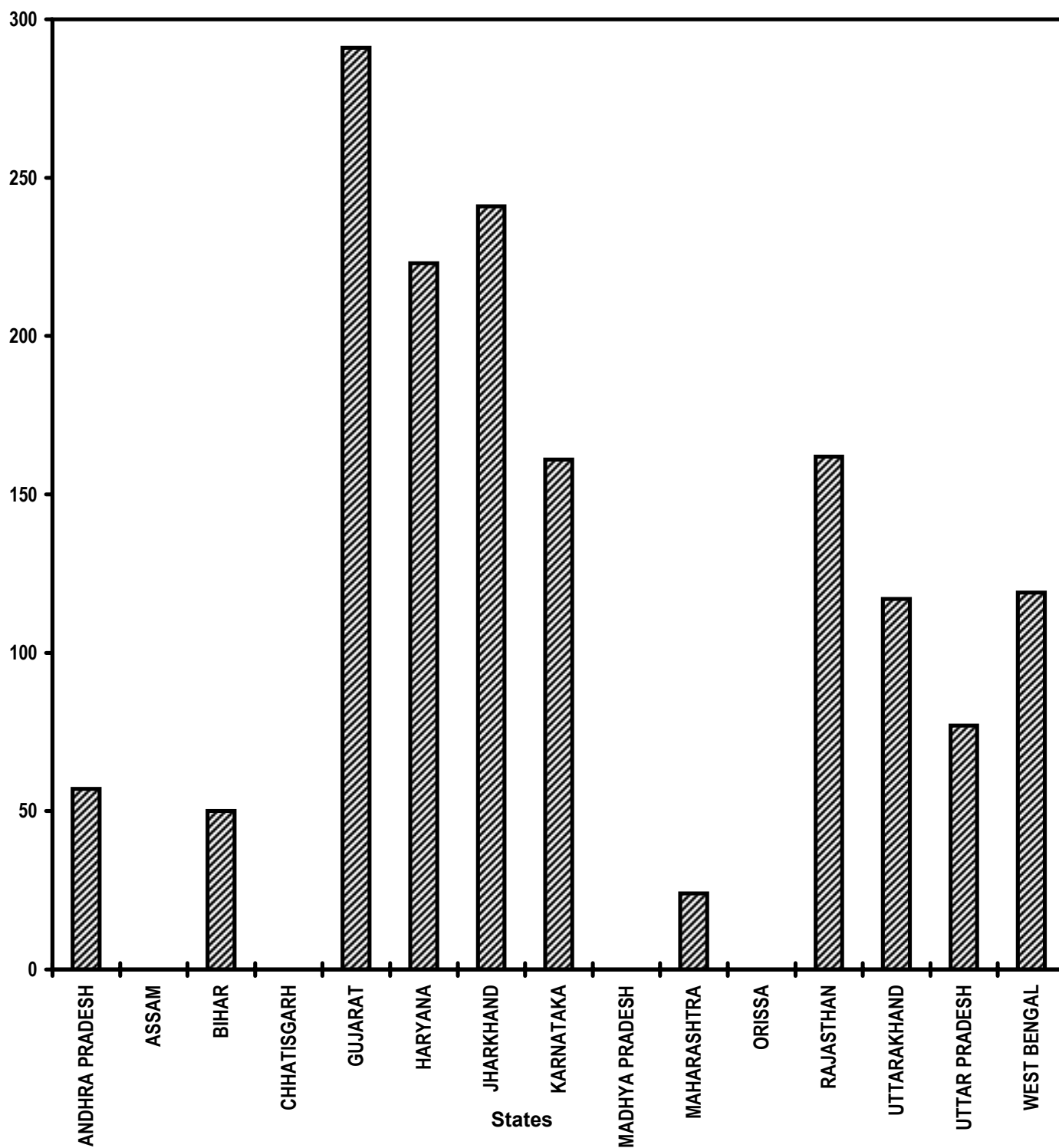


Table - 21

Rajiv Gandhi Grameen Vidyutikaran Yojana
Villages electrified
(Unit: Number)

Sl. No.	State/UT Name	Target		Achievement	Percent
		2007-2008	April,2007-February,2008	April,2007-February,2008	Achievement April,2007-February,2008
(1)	(2)	(3)	(4)	(5)	(5)/(4)
1	ANDHRA PRADESH	7,000	6,500	3,690	57
2	ASSAM	50	38	0	0
3	BIHAR	6,000	5,450	2,701	50
4	CHHATISGARH	450	365	0	0
5	GUJARAT	500	425	1,236	291
6	HARYANA	500	400	891	223
7	JHARKHAND	3,150	2,550	6,133	241
8	KARNATAKA	5,100	4,600	7,387	161
9	MADHYA PRADESH	1,050	840	0	0
10	MAHARASHTRA	1,000	800	194	24
11	ORISSA	850	700	0	0
12	RAJASTHAN	5,500	4,700	7,629	162
13	UTTARAKHAND	2,850	2,300	2,702	117
14	UTTAR PRADESH	4,500	4,400	3,391	77
15	WEST BENGAL	1,500	1,500	1,785	119
<i>Grand Total</i>		40,000	35,568	37,739	106

Very Good:(90% or above of targets)

GUJARAT, HARYANA, JHARKHAND, KARNATAKA, RAJASTHAN, UTTARAKHAND, WEST BENGAL

Poor:(Below 80% of targets)

ANDHRA PRADESH, ASSAM, BIHAR, CHHATISGARH, MADHYA PRADESH, MAHARASHTRA, ORISSA, UTTAR PRADESH

Energising pump sets

Pumps sets energized

% Achievement of Target

During April,2007 to February, 2008

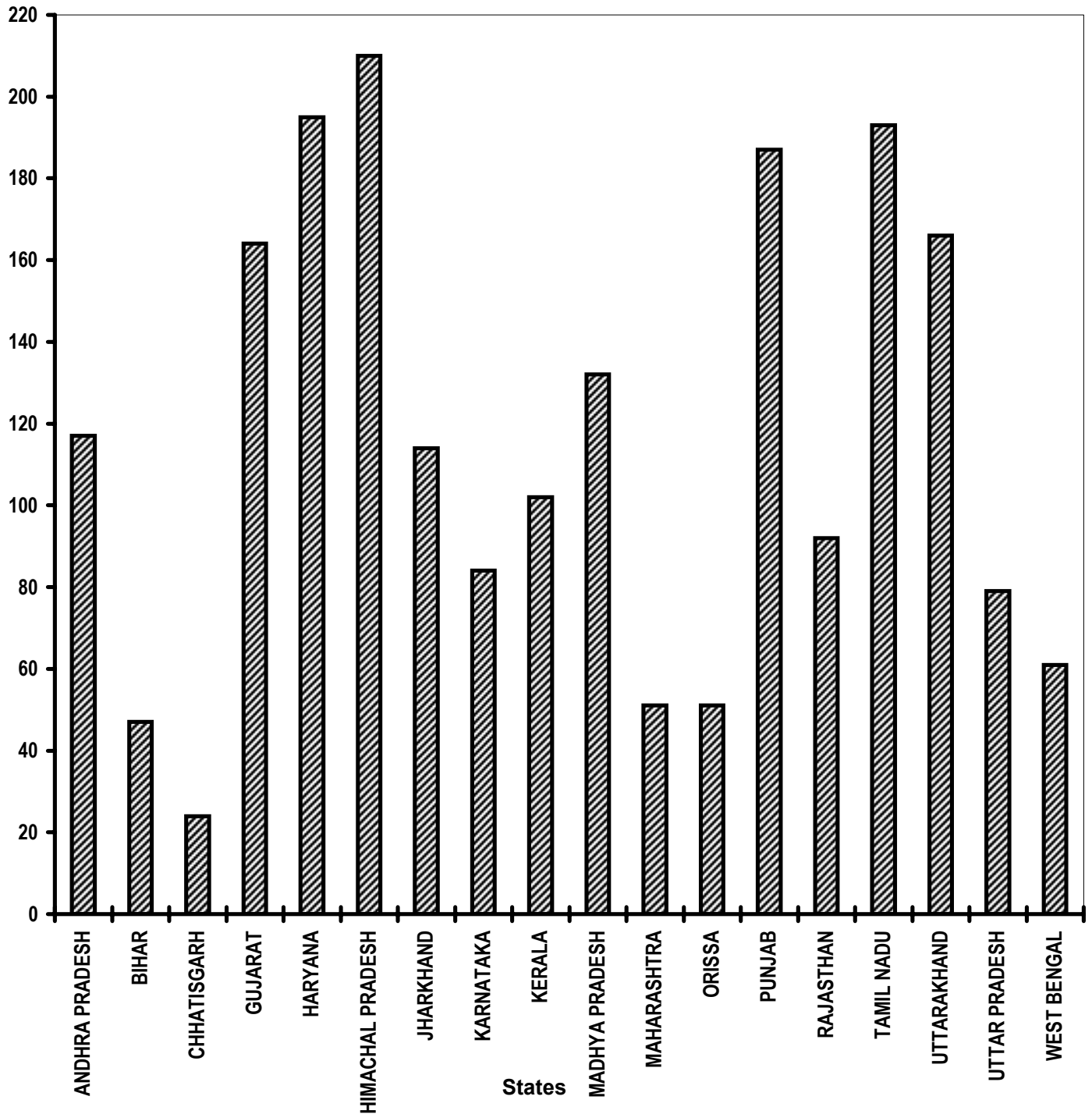


Table - 22

**Energising pump sets
Pumps sets energized
(Unit: Number)**

Sl. No.	State/UT Name	Target		Achievement	Percent
		2007-2008	April,2007- February,2008	April,2007- February,2008	Achievement April,2007- February,2008
(1)	(2)	(3)	(4)	(5)	(5)/(4)
1	ANDHRA PRADESH	50,000	45,826	53,788	117
2	BIHAR	1,500	1,375	641	47
3	CHHATISGARH	40,000	36,663	8,957	24
4	GUJARAT	9,140	8,371	13,699	164
5	HARYANA	6,000	5,500	10,741	195
6	HIMACHAL PRADESH	600	550	1,154	210
7	JHARKHAND	3,000	2,750	3,125	114
8	KARNATAKA	20,000	18,326	15,371	84
9	KERALA	15,000	13,750	13,969	102
10	MADHYA PRADESH	5,600	5,126	6,762	132
11	MAHARASHTRA	2,16,269	1,98,242	1,00,724	51
12	ORISSA	1,538	1,408	716	51
13	PUNJAB	6,000	5,500	10,296	187
14	RAJASTHAN	30,000	27,500	25,318	92
15	TAMIL NADU	15,000	13,750	26,509	193
16	UTTARAKHAND	350	319	531	166
17	UTTAR PRADESH	14,801	13,563	10,648	79
18	WEST BENGAL	1,402	1,276	777	61
<i>Grand Total</i>		4,36,200	3,99,795	3,03,726	76

Very Good:(90% or above of targets)

ANDHRA PRADESH, GUJARAT, HARYANA, HIMACHAL PRADESH, JHARKHAND, KERALA, MADHYA PRADESH, PUNJAB, RAJASTHAN, TAMIL NADU, UTTARAKHAND

Good:(Between 80% to 90% targets)

KARNATAKA

Poor:(Below 80% of targets)

BIHAR, CHHATISGARH, MAHARASHTRA, ORISSA, UTTAR PRADESH, WEST BENGAL

Supply of Electricity

Electricity supplied

% Achievement of Target

During April,2007 to February, 2008

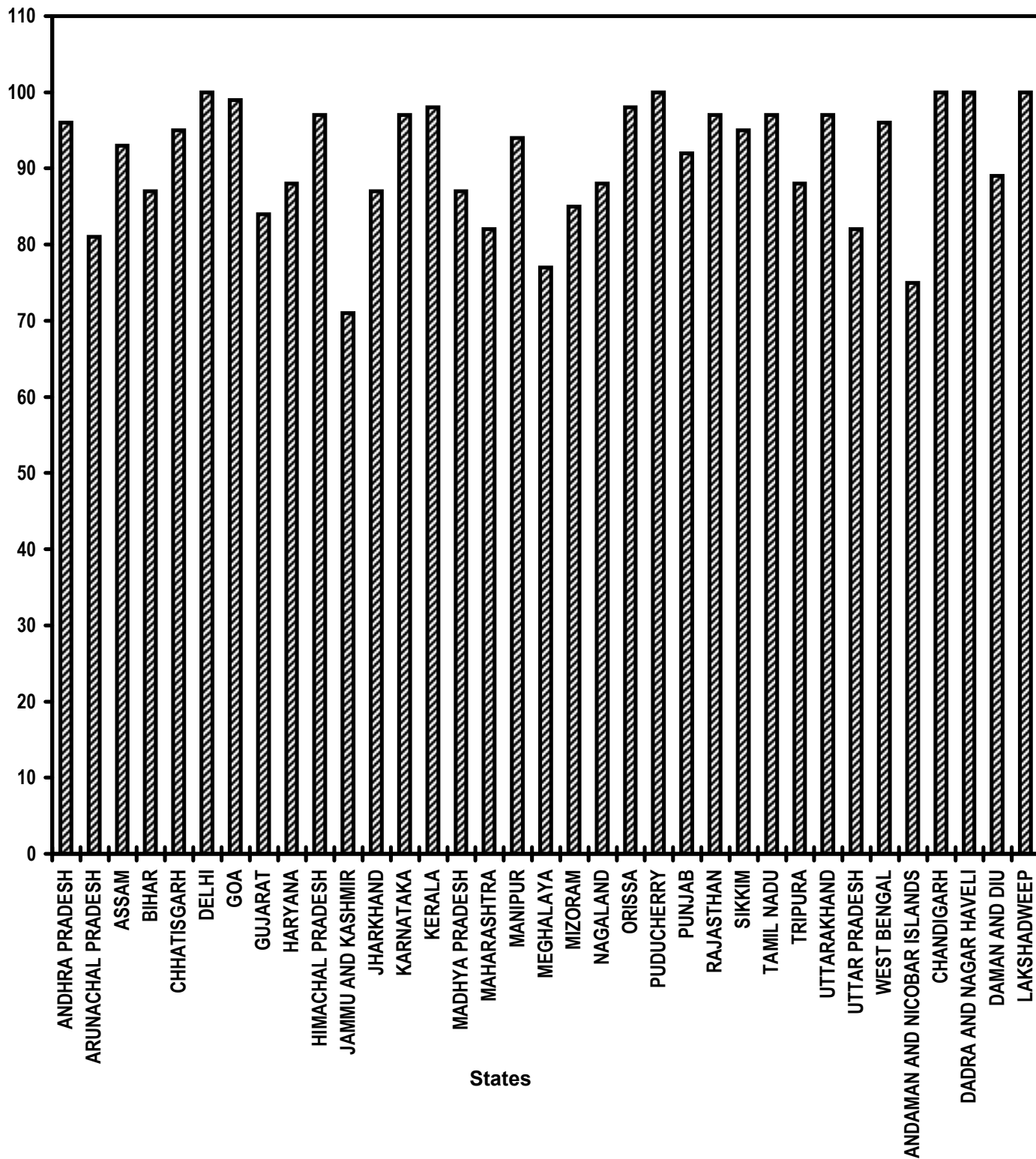


Table - 23

Supply of Electricity

Sl. No.	State/UT Name	Electricity demanded (Million Units) April,2007- February,2008	Electricity supplied (Million Units) April,2007- February,2008	Shortage observed (Million Units) April,2007- February,2008	Percentage of Electricity Supplied
(1)	(2)	(3)	(4)	(5)	(6)
1	ANDHRA PRADESH	58,155	55,779	2,376	96
2	ARUNACHAL PRADESH	347	280	67	81
3	ASSAM	4,398	4,079	319	93
4	BIHAR	8,334	7,265	1,069	87
5	CHHATISGARH	12,719	12,099	620	95
6	DELHI	20,904	20,800	104	100
7	GOA	2,493	2,464	29	99
8	GUJARAT	62,120	52,357	9,763	84
9	HARYANA	26,886	23,688	3,198	88
10	HIMACHAL PRADESH	5,478	5,303	175	97
11	JAMMU AND KASHMIR	10,839	7,664	3,175	71
12	JHARKHAND	4,627	4,046	581	87
13	KARNATAKA	36,654	35,705	949	97
14	KERALA	14,275	13,939	336	98
15	MADHYA PRADESH	37,567	32,578	4,989	87
16	MAHARASHTRA	1,04,284	85,508	18,776	82
17	MANIPUR	495	467	28	94
18	MEGHALAYA	1,497	1,150	347	77
19	MIZORAM	262	224	38	85
20	NAGALAND	343	301	42	88
21	ORISSA	17,088	16,789	299	98
22	PUDUCHERRY	1,684	1,684	0	100
23	PUNJAB	39,051	36,096	2,955	92
24	RAJASTHAN	33,136	32,284	852	97
25	SIKKIM	262	249	13	95
26	TAMIL NADU	60,339	58,657	1,682	97
27	TRIPURA	713	630	83	88
28	UTTARAKHAND	6,434	6,235	199	97
29	UTTAR PRADESH	57,164	47,119	10,045	82
30	WEST BENGAL	26,296	25,281	1,015	96
31	ANDAMAN AND NICOBAR ISLANDS	220	165	55	75
32	CHANDIGARH	1,345	1,345	0	100
33	DADRA AND NAGAR HAVELI	3,086	3,072	14	100
34	DAMAN AND DIU	1,620	1,445	175	89
35	LAKSHADWEEP	22	22	0	100
Grand Total		6,61,137	5,96,769	64,368	90

Very Good:(90% or above of targets)

ANDHRA PRADESH, ASSAM, CHHATISGARH, DELHI, GOA, HIMACHAL PRADESH, KARNATAKA, KERALA, MANIPUR, ORISSA, PUDUCHERRY, PUNJAB, RAJASTHAN, SIKKIM, TAMIL NADU, UTTARAKHAND, WEST BENGAL, CHANDIGARH, DADRA AND NAGAR HAVELI, LAKSHADWEEP

Good:(Between 80% to 90% targets)

ARUNACHAL PRADESH, BIHAR, GUJARAT, HARYANA, JHARKHAND, MADHYA PRADESH, MAHARASHTRA, MIZORAM, NAGALAND, TRIPURA, UTTAR PRADESH, DAMAN AND DIU

Poor:(Below 80% of targets)

JAMMU AND KASHMIR, MEGHALAYA, ANDAMAN AND NICOBAR ISLANDS

Annexure - I

Swaranjayanti Gram Swarojgar Yojana

Sl. No.	State/UT Name	SC Swarozgaries	ST Swarozgaries	Women Swarozgaries	Disabled Swarozgaries
		Assisted (Number) April,2007-February,2008	Assisted (Number) April,2007-February,2008	Assisted (Number) April,2007-February,2008	Assisted (Number) April,2007-February,2008
(1)	(2)	(3)	(4)	(5)	(6)
1	ANDHRA PRADESH	10,550	3,463	19,536	2,220
2	ARUNACHAL PRADESH	0	0	0	0
3	ASSAM	181	210	418	310
4	BIHAR	5,245	259	2,660	62
5	CHHATISGARH	1,603	5,006	1,193	410
6	GOA	8	13	30	2
7	GUJARAT	10,810	0	6,684	260
8	HARYANA	6,336	0	8,608	121
9	HIMACHAL PRADESH	2,476	384	3,454	165
10	JAMMU AND KASHMIR	321	341	594	4
11	JHARKHAND	5,327	9,029	8,660	126
12	KARNATAKA	23,409	7,452	55,173	935
13	KERALA	4,485	415	2,613	627
14	MADHYA PRADESH	10,612	12,008	18,329	1,074
15	MAHARASHTRA	2,777	1,452	2,522	470
16	MANIPUR	0	0	0	0
17	MEGHALAYA	0	1,415	847	0
18	MIZORAM	0	0	0	0
19	NAGALAND	0	700	366	7
20	ORISSA	603	741	429	730
21	PUDUCHERRY	0	0	0	0
22	PUNJAB	2,121	0	637	48
23	RAJASTHAN	6,581	4,192	8,552	333
24	SIKKIM	68	676	812	36
25	TAMIL NADU	1,33,864	6,847	3,10,220	12,640
26	TRIPURA	0	0	0	0
27	UTTARAKHAND	3,710	708	5,370	5
28	UTTAR PRADESH	1,02,804	1,184	72,883	2,353
29	WEST BENGAL	8,496	835	17,289	19
30	ANDAMAN AND NICOBAR ISLANDS	0	4	14	2
31	DADRA AND NAGAR HAVELI	0	23	8	0
32	DAMAN AND DIU	0	0	0	0
33	LAKSHADWEEP	0	124	0	0
Grand Total		3,42,387	57,481	5,47,901	22,959

Annexure - II

Sampoorna Grameen Rojgar Yojana

Sl. No.	State/UT Name	Employment Generated for SC	Employment Generated for ST	Employment Generated for Women
		(Number of Mandays) April,2007-February,2008	(Number of Mandays) April,2007-February,2008	(Number of Mandays) April,2007-February,2008
(1)	(2)	(3)	(4)	(5)
1	ANDHRA PRADESH	16,69,147	10,42,256	33,38,778
2	ARUNACHAL PRADESH	0	0	0
3	ASSAM	41,93,000	47,91,000	34,83,000
4	BIHAR	0	0	0
5	CHHATISGARH	2,86,000	4,30,000	4,81,000
6	DELHI	0	0	0
7	GOA	0	2	4
8	GUJARAT	27,66,000	0	14,87,900
9	HARYANA	25,49,000	0	13,24,000
10	HIMACHAL PRADESH	4,18,000	1,26,000	53,000
11	JAMMU AND KASHMIR	1,51,400	5,33,600	500
12	JHARKHAND	28,00,400	53,19,200	23,86,900
13	KARNATAKA	44,83,000	23,82,000	42,93,000
14	KERALA	18,40,000	1,40,000	18,76,000
15	MADHYA PRADESH	39,55,000	27,10,000	36,97,000
16	MAHARASHTRA	55,80,000	29,80,000	53,71,000
17	MANIPUR	2,23,000	6,08,000	0
18	MEGHALAYA	0	15,15,000	4,54,000
19	MIZORAM	0	0	0
20	NAGALAND	0	24,69,000	7,47,000
21	ORISSA	16,53,000	3,58,000	14,88,000
22	PUDUCHERRY	21,900	0	5,200
23	PUNJAB	19,91,000	0	1,51,000
24	RAJASTHAN	40,44,000	14,49,000	35,35,000
25	SIKKIM	63,000	71,000	29,000
26	TAMIL NADU	86,82,300	7,66,100	70,23,700
27	TRIPURA	3,22,000	7,19,000	5,55,000
28	UTTARAKHAND	17,42,000	3,96,700	11,03,900
29	UTTAR PRADESH	1,85,08,883	5,200	52,40,853
30	WEST BENGAL	31,49,000	12,51,000	15,36,000
31	ANDAMAN AND NICOBAR ISLANDS	0	5,208	2,029
32	CHANDIGARH	0	0	0
33	DADRA AND NAGAR HAVELI	0	0	0
34	DAMAN AND DIU	0	0	0
35	LAKSHADWEEP	0	1,26,000	0
Grand Total		7,10,91,030	3,01,93,266	4,96,62,764

Annexure - III

Distribution of waste land to the landless

Sl. No.	State/UT Name	Land Distributed to SC	Land Distributed to ST	Land Distributed to Others
		(Hectare) April,2007- February,2008	(Hectare) April,2007- February,2008	(Hectare) April,2007- February,2008
(1)	(2)	(3)	(4)	(5)
1	ANDHRA PRADESH	16,829	13,571	24,070
2	ARUNACHAL PRADESH	0	0	0
3	ASSAM	0	0	0
4	BIHAR	58	46	102
5	CHHATISGARH	2,319	3,321	4,047
6	DELHI	0	0	0
7	GOA	0	0	0
8	GUJARAT	471	751	1,079
9	HARYANA	0	0	0
10	JAMMU AND KASHMIR	0	0	0
11	JHARKHAND	2,469	3,566	5,055
12	KARNATAKA	0	0	0
13	KERALA	395	956	77
14	MADHYA PRADESH	0	10	0
15	MAHARASHTRA	56,276	38,175	77,608
16	MANIPUR	0	0	0
17	MEGHALAYA	0	0	0
18	MIZORAM	0	0	0
19	NAGALAND	0	0	0
20	ORISSA	171	415	306
21	PUDUCHERRY	0	0	0
22	PUNJAB	0	0	0
23	RAJASTHAN	0	0	0
24	SIKKIM	0	0	0
25	TAMIL NADU	6,842	525	26,460
26	TRIPURA	0	0	0
27	UTTARAKHAND	0	0	0
28	UTTAR PRADESH	4,694	262	3,194
29	WEST BENGAL	0	0	0
30	ANDAMAN AND NICOBAR ISLANDS	0	0	0
31	CHANDIGARH	0	0	0
32	DADRA AND NAGAR HAVELI	0	0	0
33	DAMAN AND DIU	0	0	0
34	LAKSHADWEEP	0	0	0
Grand Total		90,524	61,598	1,41,998

LIST OF ITEMS

Point No.	Item No.	Name of the Points/Items
I.		Garibi Hatao [Poverty Eradication]
		Rural Areas
	1.	Employment generation under the National Rural Employment Guarantee Scheme
	2.	Swaranjayanti Gram Swarajgar Yojana
	3.	Sampoorna Grameen Rojgar Yojana
	4.	Rural Business Hubs in Partnership with Panchayats
	5.	Self help Groups
		Urban Areas
	6.	Swaranjayanti Shehari Rojgar Yojana
II.		Jan Shakti (Power to People)
	7.	Local Self Government (Panchayati Raj and Urban Local Bodies) <ul style="list-style-type: none"> - Activity Mapping for devolution of functions - Budget Flow of Funds - Assignment of Functionaries
	8.	Quick and Inexpensive Justice – Gram Nyayalayas and Nyaya Panchayats.
	9.	District Planning Committees.
III.		Kisan Mitra [Support to Farmers]
	10.	Water shed development and Dry land farming
	11.	Marketing and infrastructural support to farmers
	12.	Irrigation facilities (including minor and micro irrigation) for agriculture
	13.	Credit to farmers
	14.	Distribution of waste land to the landless
IV.		Shramik Kalyan [Labour Welfare]
	15.	Social Security for Agricultural and Unorganised Labour
	16.	Minimum Wages Enforcement (including Farm Labour)
	17.	Prevention of Child Labour
	18.	Welfare of Women Labour
V.		Khadya Suraksha [Food Security]
	19.	Food security: <ul style="list-style-type: none"> (i) Targeted Public Distribution system, (ii) Antodaya Anna Yojana, (iii) Establishing Grain banks in chronically food scarcity areas

Contd....

Point No.	Item No.	Name of the Points/Items
VI.		Subke Liye Aawas [Housing for All]
	20.	Rural Housing - Indira Awaas Yojana
	21.	EWS/LIG Houses in Urban Areas
VII.		Shudh Peya Jal [Clean Drinking Water]
	22.	Rural Areas. - Swajaldhara - Accelerated Rural Water Supply Programme
	23.	Urban Areas: - Accelerated Urban Water Supply Programme
VIII.		Jan Jan Ka Swasthya [Health for All]
	24.	Control and prevention of major diseases: (a) HIV/AIDS (b) TB (c) Malaria (d) Leprosy (e) Blindness
	25.	National Rural Health Mission
	26.	Immunisation of Children
	27.	Sanitation Programme in - Rural Areas - Urban areas
	28.	Institutional Delivery
	29.	Prevention of Female Foeticide
	30.	Supplementary nutrition for Mothers and Children
	31.	Two Child norms
IX.		Sabke Liye Shiksha [Education for All]
	32.	Sarv Shiksha Abhiyan
	33.	Mid Day Meal Scheme - Compulsory Elementary Education
X.		Anusuchit Jaati, Jan Jaati, Alp-sankhyak evam Anya Pichhra Varg Kalyan [Welfare of Scheduled Castes, Scheduled Tribes, Minorities and OBCs]
	34.	SC Families Assisted
	35.	Rehabilitation of Scavengers
	36.	ST Families Assisted
	37.	Rights of Forest dwellers – Owners of minor forest produce
	38.	Primitive Tribal Groups
	39.	No alienation of Tribal lands
	40.	Implementation of Panchayats (Extension to Scheduled Areas) Act [PESA]
	41.	Welfare of Minorities
	42.	Professional education among all minority communities
	43.	Reservation of OBCs in - Education - Employment

Contd...

Point No.	Item No.	Name of the Points/Items
XI.		Mahila Kalyan [Women Welfare]
	44.	Financial Assistance for Women Welfare
	45.	Improved participation of women in (a) Panchayats (b) Municipalities (c) State Legislatures (d) Parliament
XII.		Bal Kalyan (Child Welfare)
	46.	Universalisation of ICDS Scheme
	47.	Functional Anganwadis
XIII.		Yuva Vikas [Youth Development]
	48.	Sports for all in Rural and Urban areas
	49.	Rashtriya Sadbhavana Yojana
	50.	National Service Scheme
XIV.		Basti Sudhar [Improvement of Slums]
	51.	Number of Urban poor families assisted under seven point charter viz. land tenure, housing at affordable cost, water, sanitation, health, education, and social security.
XV.		Paryavaran Sanrakshan evam Van Vridhi [Environment Protection and Afforestation]
	52.	Afforestation (a) Area Covered under Plantation on - Public and Forest Lands (b) Number of Seedlings planted on -Public and Forest Lands
	53.	Prevention of pollution of Rivers and water bodies
	54.	Solid and liquid waste management in - Rural Areas - Urban Areas
XVI.		Samajik Suraksha [Social Security]
	55.	Rehabilitation of handicapped and orphans.
	56.	Welfare of the aged
XVII.		Grameen Sadak [Rural Roads]
	57.	Rural Roads – PMGSY
XVIII.		Grameen Oorja [Energization of Rural Area]
	58.	Bio-diesel Production
	59.	Rajiv Gandhi Grameen Vidyutikaran Yojana
	60.	Renewable Energy
	61.	Energising Pump sets
	62.	Supply of Electricity
	63.	Supply of Kerosene and LPG
XIX.		Pichhara Kshetra Vikas [Development of Backward Areas]
	64.	Backward Regions Grants Fund
XX.		e- Shasan [IT enabled e-Governance]
	65.	Central and State Governments
	66.	Panchayats and Municipalities

ABBREVIATIONS USED

AAY	Antodaya Anna Yojana
ARWSP	Accelerated Rural Water Supply Programme
DDRS	Deen Dayal Rehabilitation Scheme
EWS	Economically Weaker Section
IAY	Indira Awaas Yojana
ICDS	Integrated Child Development Scheme
LIG	Low Income Group
MWE	Minimum Wages Enforcement
NC	Not Covered
NREGS	National Rural Employment Guarantee Scheme
PC	Partially Covered
PMGSY	Prime Minister Grameen Sadak Yojana
SC	Scheduled Caste
RGGVY	Rajiv Gandhi Grameen Vidyutikaran Yojana
SGRY	Sampoorna Grameen Rojgar yojana
SGSY	Swaranjanayati Gram Swarojgar Yojana
SHG	Self Help Groups
ST	Scheduled Tribe
TPDS	Targeted Public Distribution system