

TWENTY POINT PROGRAMME-2006
PROGRESS REPORT
FOR
2007- 2008



GOVERNMENT OF INDIA
MINISTRY OF STATISTICS AND PROGRAMME IMPLEMENTATION
SARDAR PATEL BHAWAN, SANSAD MARG,
NEW DELHI-110 001

Website: www.mospi.gov.in

CONTENTS

	Page No.
I. Introduction	i
II. List of Twenty Points	ii
III. List of Monthly Monitored Items	iii
IV. List of items identified tentatively for ranking	iv
V. Status of receipt of targets for Monthly Monitored items	v
VI. List of items under TPP-2006 yet to be operationalised	viii

PART-I

Overall Performance Analysis

VII. Progress Report	1
VIII. Highlights	2
Table - A - All India Performance	6
Table- B - State Wise Performance	7
Table- C - State Wise and Item Wise Performance	12
Table- D- Score Card and Ranking of States	21

PART- II

Performance Tables

Table No.	Description of Item	
1	Employment Generation - NREG Scheme	24
2	Swaranjayanti Gram Swarajgar Yojana (SGSY)	25
3	Sampoorna Gramin Rozgar Yojana – SGRY	27
4(A)	SHGs Formed under SGSY	28
4 (B)	SHGs to whom income generating activities provided	29
5	Distribution of waste land to the landless	31
6(A)	Minimum Wages Enforcement (Including Farm Labour) (i) Inspections made (ii) Irregularities detected (iii) Irregularities rectified	32
6(B)	Minimum Wages Enforcement (Including Farm Labour) (i) Claims filed (ii) Claims settled	33
6(c)	Minimum Wages Enforcement (Including Farm Labour) (i) Prosecution cases pending (ii) Prosecution cases filed (iii) Prosecution cases decided	34
7(A)	Targeted Public Distribution System	35
7(B)	Antodaya Anna Yojana	37
8	Rural Housing - Indira Awaas Yojana	39
9	EWS/LIG Houses in Urban Areas	41

Contd...

Table No.	Description of Item	Page No.
10(A)	Rural Areas - ARWSP Habitations (NC/PC) covered	43
10(B)	Slipped back habitations and habitations with water quality problem covered	45
11	Sanitation Programme in Rural Areas	47
12	Institutional Delivery	48
13	SC Families Assisted	49
14	ST Families Assisted	51
15	Universalization of ICDS Scheme	52
16	Functional Anganwadis	54
17	No. of Urban poor families assisted under Seven Point Charter	56
18(A)	Afforestation- Area Covered under Plantation- (Public and Forest Lands)	58
18(B)	Afforestation- Seedlings planted – (Public and Forest Lands)	60
19	Rural Roads – PMGSY	62
20	Rajiv Gandhi Grameen Vidyutikaran Yojana -RGGVY	64
21	Energising pump sets	66
22	Supply of Electricity	68
Annexures		
○	SC, ST, Women and Disabled Swarozgaries Assisted under SGSY	Annexure -I 70
○	Employment Generated for SC, ST and Women under SGRY	Annexure -II 71
○	Waste land distributed to SC, ST and Others	Annexure -III 72

PART- III

State/UT-wise Performance	73-143
----------------------------------	--------

Annexures		
○	List of 66 items to be monitored under TPP-2006	Annexure - IV 144
○	Abbreviations used	Annexure - V 147

Twenty Point Programme – 2006

An Introduction

The Twenty Point Programme (TPP) was launched by the Government of India in 1975 and restructured in 1982 and again in 1986. Over the years, the need for restructuring the Programme has been felt in the light of our achievements and experiences, as well as the introduction of several new policies and programmes by the Government of India. Although the TPP has been in existence for the last 30 years, it is still relevant today as the desired objectives of eradication of poverty and improvement in the quality of life of the common man have yet to be completely attained.

2. TPP-86 has now been restructured and is called Twenty Point Programme-2006 (TPP-2006). The programmes and schemes under the TPP-2006 are in harmony with the priorities contained in the National Common Minimum Programme (NCMP), the Millennium Development Goals (MDGs) of the United Nations and SAARC Social Charter. The original nomenclature, namely the Twenty Point Programme, which has been in existence for the past three decades, and carries the stamp of familiarity among the people and administrative agencies, has been retained.

3. TPP-2006 has Points for the benefit of both the rural and urban people. Its thrust is towards programmes for eradicating poverty and improving the quality of life of the poor and the under-privileged people all over the country. The programme covers various socio economic aspects like poverty, employment, education, housing, health, agriculture, land reforms, irrigation, drinking water, protection and empowerment of weaker sections, consumer protection, environment, e-Governance, etc.

4. TPP-2006 has 20 Points and 66 items. All the 66 items of TPP-2006 (list at *Annexure-IV*) are not amenable to reporting on monthly basis. Also, some of the schemes/ programmes are yet to be operationalised by the Central Nodal Ministries concerned. These items will be monitored only after the schemes concerning them come into existence and their frequency of monitoring will be decided later. Due to change in frequency of monitoring from monthly to annual by the concerned Nodal Ministries, three items namely “Immunisation of Children,” “Rehabilitation of Handicapped and Orphans” and “Welfare of the Aged” shall now be monitored on annual basis instead of monthly basis. Accordingly, the number of items, being monitored on monthly basis has been reduced from 25 to 22. Remaining items under TPP-2006, will be monitored on annual basis as the information in respect of these items will be made available on annual basis by the concerned Ministries. Out of 22 monthly monitored items, the performance in respect of 18 items shall be provided by the States/UTs and in respect of 4 items by the concerned Nodal Ministries. For the purpose of ranking, the performance of States on monthly basis in respect of 18 tentatively identified items/ parameters have been evaluated.

5. The three-tier monitoring mechanism in TPP-1986 at District, State and Central level has been widened in TPP-2006 by including Block level monitoring. This will ensure proper and timely implementation of programmes /schemes by effective monitoring. State Governments/UT Administrations have been requested to ensure that the monitoring committees at various levels are put in place, where they do not exist. The comprehensive Guidelines on TPP-2006 have been issued and hoisted on the website (www.mospi.gov.in) of this Ministry.

Twenty Point Programme – 2006

Twenty Points

1. Garibi Hatao [Poverty Eradication]
2. Jan Shakti (Power to People)
3. Kisan Mitra [Support to Farmers]
4. Shramik Kalyan [Labour Welfare]
5. Khadya Suraksha [Food Security]
6. Subke Liye Aawas [Housing for All]
7. Shudh Peya Jal [Clean Drinking Water]
8. Jan Jan Ka Swasthya [Health for All]
9. Sabke Liye Shiksha [Education for All]
10. Anusuchit Jaati, Jan Jaati, Alp-sankhyak evam
Anya Pichhra Varg Kalyan [Welfare of Scheduled Castes,
Scheduled Tribes, Minorities and OBCs]
11. Mahila Kalyan [Women Welfare]
12. Bal Kalyan [Child Welfare]
13. Yuva Vikas [Youth Development]
14. Basti Sudhar [Improvement of Slums]
15. Paryavaran Sanrakshan evam Van Vridhi
[Environment Protection and Afforestation]
16. Samajik Suraksha [Social Security]
17. Grameen Sadak [Rural Roads]
18. Grameen Oorja [Energization of Rural Area]
19. Pichhara Kshetra Vikas [Development of Backward Areas]
20. e- Shasan [IT enabled e-Governance]

Twenty Point Programme – 2006

Monthly Monitored Items

1. Employment generation under the National Rural Employment Guarantee Scheme
2. Swarnajayanti Gram Swarajgar Yojana
3. Sampoorna Grameen Rojgar Yojana
4. Self help Groups
5. Distribution of Waste land to landless
6. Minimum Wages Enforcement (Including Farm Labour)
7. Food security:
 - (i) Targeted Public Distribution system,
 - (ii) Antodaya Anna Yojana,
8. Rural Housing - Indira Awaas Yojana
9. EWS/LIG Houses in Urban Areas
10. Rural Areas- Accelerated Rural Water Supply Programme(ARWSP)
 - (i) Habitations covered (NC &PC)
 - (ii) Slipped back habitations and habitations with water quality problems covered
11. Sanitation Programme in Rural Areas
12. Institutional Delivery
13. SC Families Assisted
14. ST Families Assisted
15. Universalisation of ICDS Scheme
16. Functional Anganwadis
17. Number of Urban poor families assisted under seven point charter viz. land tenure, housing at affordable cost, water, sanitation, health, education, and social security.
18. Afforestation:
 - (a) Area Covered under Plantation on - Public and Forest Lands
 - (b) Number of Seedlings planted on -Public and Forest Lands
19. Rural Roads - PMGSY
20. Rajiv Gandhi Grameen Vidyutikaran Yojana-RGGVY
21. Energising Pump sets
22. Supply of Electricity

Twenty Point Programme – 2006

Items tentatively identified for ranking

For the purpose of ranking the performance of States under TPP-2006 on monthly basis, the following **18** items/Parameters have been tentatively identified.

- 1. Total Swarozgaries Assisted under SGSY**
- 2. SHGs to whom income generating activities provided**
- 3. Food security:**
 - (i) Targeted Public Distribution System,**
 - (ii) Antodaya Anna Yojana,**
- 4. Rural Housing - Indira Awaas Yojana**
- 5. EWS/LIG Houses in Urban Areas**
- 6. Rural Areas- Accelerated Rural Water Supply Programme (ARWSP)**
 - (i) Habitations covered (NC &PC)**
 - (ii) Slipped back habitations and habitations with water quality problems covered**
- 7. SC Family Assisted**
- 8. Universalisation of ICDS Scheme**
- 9. Functional Anganwadis**
- 10. Number of Urban poor families assisted under seven point charter viz. land tenure, housing at affordable cost, water, sanitation, health, education, and social security.**
- 11. Afforestation:**
 - (i) Area Covered under Plantation on - Public and Forest Lands**
 - (ii) Number of Seedlings planted on -Public and Forest Lands**
- 12. Rural Roads - PMGSY**
- 13. Rajiv Gandhi Grameen Vidyutikaran Yojana -RGGVY**
- 14. Energising Pump sets**
- 15. Supply of Electricity**

Status of receipt of targets for Monthly Monitored items under TPP-2006

[Sl. No.]	Name of the item	Parameters/ indicators	Whether targetable / non targetable	Whether targets have been received	Nodal Ministry
1	Employment generation under the National Rural Employment Guarantee Scheme	(i) No. of job card issued (ii) Employment generated (iii) Wages given	Non targetable	-	Ministry of Rural Development
2	Swaranjayanti Gram Swarozgar Yojana	Individual Swarozgaries Assisted (i) Total (ii) SC (iii) ST (iv) Women (v) Disabled person	Targetable	Yes	-do-
3	Sampoorna Grameen Rojgar Yojana	Employment Generated (i) Total (ii) SC (iii) ST (iv) Women	Non targetable	-	-do-
4	Self help Groups	SHGs under SGSY - SHGs formed - SHGs to whom income generating activities provided	Non targetable Targetable	- Yes	-do- -do-
5	Distribution of waste land to the landless	Waste Land distributed (i) Total (ii) SC (iii) ST (iv) Others	Non targetable	-	-do-
6	Rural Housing - Indira Awaas Yojana	Houses sanctioned	Targetable	Yes	-do-
7	Rural Areas - Accelerated Rural Water Supply Programme	(i) Habitations covered (NC/PC) (ii) Slipped back Habitations and Habitations with water quality problem covered	Targetable Targetable	Yes (Targets received in respect of only fourteen States) Yes	-do- -do-

Sl. No.	Name of the item	Parameters/ indicators	Whether targetable / non targetable	Whether targets have been received	Nodal Ministry
8	Sanitation Programme in Rural Areas	Individual Household latrines constructed	Non targetable	-	-do-
9	Rural Roads – PMGSY	Length of Road Constructed	Targetable	Yes	-do-
10.	Minimum Wages Enforcement (including Farm Labour)	(a) <i>Agriculture and Farm workers</i> (i) Inspections made (ii) Irregularities detected (iii) Irregularities rectified (iv) Claims filed (v) claims settled (vi) Prosecution cases pending (vii) Prosecution cases filed (viii) Prosecution cases decided (b) <i>others</i>	Non - targetable	-	Ministry of Labour & Employment
11.	Food security: (i) Targeted Public Distribution system (ii) Antodaya Anna Yojana	Allocation of Food Grains to States/UTs Allocation of Food Grains to States/UTs	Targetable -do-	Yes Yes	Ministry of Consumer Affairs, Food & Public Distribution -do-
12	Institutional Delivery	Delivery in Institutions	Non targetable	-	-do-
13	SC Families Assisted	SC Families Assisted	Targetable	Yes	M/o Social Justice and Empowerment
14	ST Families Assisted	ST Families Assisted	Targetable	Yes (State-wise targets not received)	Ministry of Tribal Affairs

Sl. No.	Name of the item	Parameters/ indicators	Whether targetable / non targetable	Whether targets have been received	Nodal Ministry
15	Universalisation of ICDS Scheme	ICDS Blocks Operational (Cumulative)	Targetable	Yes	Ministry of Women and Child Development
16	Functional Anganwadis	Anganwadis Functional (cumulative)	Targetable	Yes	-do-
17	EWS/LIG Houses in Urban Areas	Houses sanctioned	Targetable	Yes (Targets received in respect of seventeen States/UTs)	M/o Housing and Urban Poverty Alleviation
18	Number of Urban poor families assisted under seven point charter viz. land tenure, housing at affordable cost, water, sanitation, health, education, and social security.	Poor Families Assisted	Targetable	Yes (Targets received in respect of eleven States/ UTs)	-do-
19	Afforestation (a) Area Covered under Plantation on - Public and Forest Lands	(a) Area Covered under Plantation on - Public and Forest Lands	Targetable	Yes	Ministry of Environment and Forest
	(b) Number of Seedlings planted on -Public and Forest Lands	(b) Number of Seedlings planted on -Public and Forest Lands	Targetable	Yes	-do-
20	Rajiv Gandhi Grameen Vidyutikaran Yojana (RGGVY)	Villages electrified	Targetable	Yes	Ministry of Power
21	Energising Pump sets	Pumpsets Energised	Targetable	Yes	-do-
22	Supply of Electricity	Electricity demanded	Targetable	Yes	-do-

List of items where the concerned schemes are yet to be operationalised

- (i) **Quick and inexpensive justice–Gram Nyayalayas and Nyaya Panchayats:** Ministry of Panchayati Raj is consulting Central Ministries and States/UT Governments regarding draft bill on Nyaya Panchayats.
- (ii) **Social Security for Agricultural and Unorganised Labour:** To provide Social Security to workers in the unorganized sector, including agricultural labour, the Unorganised Sector Workers’ Social Security Bill, 2007, was introduced in the Rajya Sabha on 10.9.07 and is being examined by the Parliamentary Standing Committee on Labour.
- (iii) **Reservation of OBCs in Education:** The validity of Central Educational Institutions (Reservation in Admission) Act, 2006 which has been enacted on 4th January, 2007 and the 93rd Constitution Amendment, notified on 20th January, 2006 have been challenged in the Supreme Court of India and the matter is, at present, subjudice. The monitoring, can therefore, start only after a year of implementation of the act, once the case is decided.
- (iv) **Sports for all in Rural and Urban Areas:** A scheme of Panchayat Yuva Khel Abhiyan is under consideration of the Planning Commission.
- (v) **IT enabled e-Governance for Panchayats and Municipalities:** The National e-Governance Programme aims at improving delivery of Government Services to citizens and businessmen. In the NeGP, there are 27 Mission Mode Projects (MMP) including 10 projects in the State Category, which are being implemented by various State Governments. Projects relating to Panchayats and Municipalities are part of the State category Projects of NeGP. Schemes for MMP of Panchayats and Municipalities, have not yet been approved. The status would be informed by the Department of IT as soon as projects are approved and implementation is started.

List of items which have been operationalised subsequently

- (1) **Rural Business Hubs in Partnership with Panchayats:** Rural Business Hubs as a Centrally Sponsored Scheme has been approved during August-2007. The parameter/ indicator to be monitored on annual basis is the “number of MOUs signed under various schemes”.
- (2) **Rehabilitation of Scavengers:** The Self Employment Scheme for “Rehabilitation of Manual Scavengers” (SRMS) has become operational w.e.f. 9th January, 2007. The parameter/ indicator to be monitored on annual basis is the “number of manual scavengers and their dependents assisted for rehabilitation”.
- (3) **Rights of Forest dwellers – Owners of minor forest produce:** The Bill concerning “Rights of Forest Dwellers” - Owners of minor forest produce has been passed. The information on indicators/ parameters to be monitored and frequency of monitoring is awaited from Ministry of Tribal Affairs.

Item Merged

Dry Land Farming: Consequent to the decision of Ministry of Finance and Planning Commission on the EFC of “Enhancing Sustainability of Dry Land Farming System” for XI Five Year Plan, Dry Land Farming has been merged with new initiatives of the Department-‘Rainfed Area Development Programme’. As of now, there is no separate scheme on Dryland Farming.

PART - I

TWENTY POINT PROGRAMME - 2006

OVERALL PERFORMANCE ANALYSIS

Twenty Point Programme-2006

Progress Report – (April, 2007-March, 2008)

This monthly progress report of Twenty Point Programme-2006 consists of three parts: **Part-I** contains an analysis of the overall performance, whereas **Part-II** deals with item-wise performance and State/UT-wise performance is shown in **Part-III** of the Report.

2. The report is compiled on the basis of data received from the Central Nodal Ministries and State Governments/UT Administrations. The data is received either through web enabled software developed by National Informatics Centre (NIC) Cell in this Ministry or through Fax/e-mail/post. The processing of data has been done in association with NIC Cell.

3. The analysis for the period *April, 2007 to March, 2008* shows that the performance under *ten* items has been ‘**Very Good**’ (90% or above the targets). These items are:

- (i) Urban Poor Families Assisted under Seven Point Charter
- (ii) SHGs to whom income generating activities provided
- (iii) Villages Electrified- RGGVY
- (iv) Seedlings Planted (Public and Forest Lands)
- (v) ICDS Blocks Operational (Cum.)
- (vi) Anganwadis Functional (Cum.)
- (vii) SC Family Assisted
- (viii) Food Security (Antodaya Anna Yojana)
- (ix) Houses Constructed – IAY
- (x) Supply of Electricity

4. The performance of *six* items has been ‘**Good**’ (80% to 90% of target). These items are:

- (i) Pumpsets Energised
- (ii) Food Security (Targeted Public Distribution System)
- (iii) Area Covered under Plantation (Public and Forest Lands)
- (iv) Road Constructed-PMGSY
- (v) Habitations covered (NC and PC)- ARWSP
- (vi) Total Swarozgaries Assisted- SGSY

5. The performance of *two* items has been ‘**Poor**’ (below 80% of target). These items are:

- (i) Slipped back habitations and habitations with water quality problems covered- ARWSP
- (ii) Houses constructed – EWS/LIG

6. Some of items under TPP-2006 like “*National Rural Employment Guarantee Scheme-NREGS*”, “*Sapoorna Gramin Rojgar Yojana (SGRY)*”, “*Self help Groups formed under SGSY*” and “*Sanitation Programme in Rural Areas*” being demand driven are being monitored without target. The items - “*Distribution of Wasteland to the landless*” & “*Institutional Delivery*” will be monitored without any target as the concerned Nodal Ministries are unable to provide the target. The frequency of the item “*Immunisation of Children*” has been changed with the concurrence of Ministry of Health & Family Welfare from monthly to annual as monitoring on monthly basis was not feasible. These items shall not be considered for the purpose of ranking. The items where quarterly/ annual targets have been provided by the Ministries concerned, monthly targets have been worked out on prorata basis.

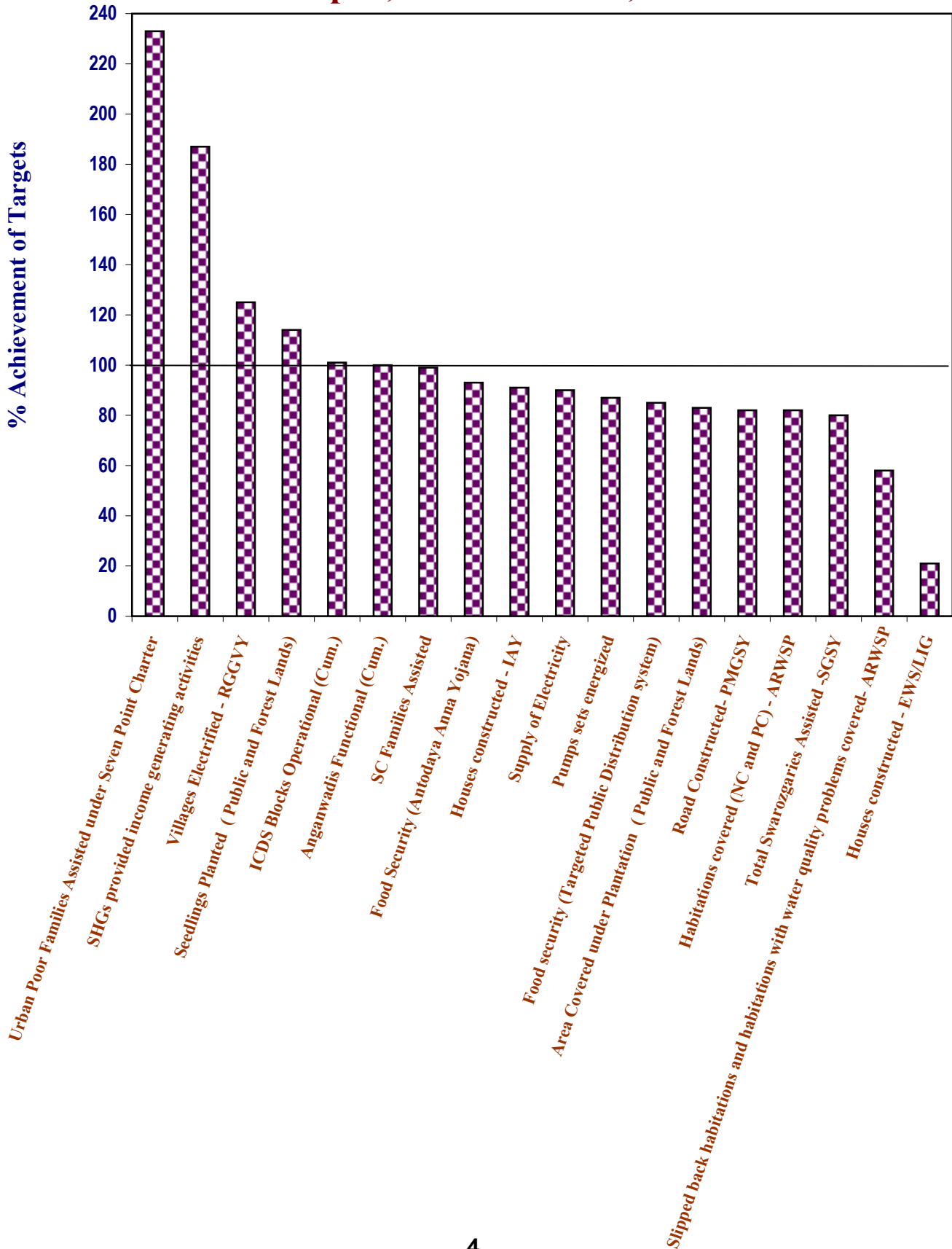
HIGHLIGHTS

Sl. No.	Item	Achievement for April, 2007 to March, 2008
Employment Generated under NREGS.		
1	No. of Job cards issued	531.23 lakh Job cards issued
2	Employment generated	14442.23 Lakh mandays of employment generated
3	Wages given	Rs 10438.45 crore given as wages
Swaranjayanti Gram Swarozgar Yojana		
4	No. of Individual Swarozgaries Assisted	10.87 lakh Swarozgaries Assisted
Sampoorna Grameen Rojgar Yojana		
5	Employment Generated	2636.89 lakh manday of employment generated
Self help Groups		
6	No. of SHGs formed	4.19 lakh SHGs formed
7	No. of SHGs to whom income generating activities provided	1.98 lakh SHGs provided with income generating activities
Distribution of waste land to the landless		
8	Land distributed	3.04 lakh hectare of Wasteland Distributed to landless
Minimum Wages Enforcement (Including Farm Labour)		
9	No. of Inspections made	1,19,835 Inspections made
10	No. of Irregularities detected	39,725 Irregularities detected
11	No. of Irregularities rectified	26,177 Irregularities rectified
12	No. of Claims filed	4,906 Farm worker claims filed
13	No. of Claims settled	5,379 Farm worker claims settled
14	No. of Prosecution cases Pending	74,920 Prosecution cases Pending
15	No. of Prosecution cases filed	1,018 Prosecution cases filed
16	No. of Prosecution cases decided	402 Prosecution cases decided
Food Security: (i) TPDS (ii) AAY		
17	Off take of food grains by States/UTs under TPDS	332.81 lakh tones of food grains lifted
18	Off take of food grains by States/UTs under AAY	94.37 lakh tonnes of food grains lifted
Rural Housing- Indira Awaas Yojana		
19	No. of Houses constructed	19.44 lakh houses have been provided to the rural poor families
EWS/LIG Houses in Urban Areas		
20	No. of Houses constructed	28,599 houses have been provided

Contd.....

Sl. No.	Item	Achievement for April, 2007 to March, 2008
Rural Areas. - Accelerated Rural Water Supply Programme		
21	Habitations covered (NC and PC)	13,787 Habitations covered under (NC and PC)
22	Slipped back habitations and habitations with water quality problems covered	81,055 Habitation covered
Sanitation Programme in Rural Areas		
23	No.of Individual household latrines constructed	120.98lakh Individual H.H. latrines constructed
Institutional Delivery		
24	No.of Deliveries in Institution	124.70 lakh pregnant mothers delivered in institutions
SC Families Assisted		
25	No.of SC Families Assisted	47.43 lakh Scheduled Caste families assisted
ST Families Assisted		
26	No.of ST Families Assisted	43.82 lakh Scheduled Tribe families assisted
Universalisation of ICDS Schemes		
27	No. of ICDS Blocks Operational (Cum.)	6,294 ICDS Blocks in the country are in operation
Functional Anganwadis		
28	No.of Anganwadis Functional (Cum.)	10.13 lakh Anganwadis are functioning
Number of Urban poor families assisted under seven point charter viz. land tenure, housing at affordable cost, water, sanitation, health, education, and social security.		
29	No. of Poor Families Assisted	2.84 lakh families in slum areas have been provided with basic amenities
Afforestation:		
(i) Area Covered under Plantation (Public&Forest Lands)		
(ii) Seedlings planted (Public and Forest Lands)		
30	Area Covered under Plantation (Public and Forest Lands)	15.43 lakh hectares covered
31	Seedlings planted (Public and Forest Lands)	138.16 crore seedling planted
Rural Road- PMGSY		
32	Length of Road Constructed	44,354 Kms road constructed
Rajiv Gandhi Grameen Vidyutikaran Yojana		
33	No.of Villages Electrified	49,275 Villages electrified
Energized Pumps sets		
34	No.of Pumps sets energized	3.81 lakh Pumpsets energized for irrigation purposes
Supply of Electricity		
35	Electricity supplied (MU)	6,53,172 million units (MU)

PERFORMANCE DURING April, 2007 to March, 2008



ACHIEVEMENT HIGHLIGHTS

PERFORMANCE DURING April, 2007 to March, 2008

The cumulative performance during April, 2007 to March, 2008 has been "Very Good" for 10 items, "Good" for 6 items and "Poor" for 2 items.

A. "Very Good" Performance (90% or above of targets)		
<u>No.</u>	<u>Items</u>	<u>% Achievement</u>
14A01	Urban Poor Families Assisted under Seven Point Charter	233
01E02	SHGs provided income generating activities	187
18B01	Villages Electrified - RGGVY	125
15A02	Seedlings Planted (Public and Forest Lands)	114
12A01	ICDS Blocks Operational (Cum.)	101
12B01	Anganwadis Functional (Cum.)	100
10A01	SC Families Assisted	99
05B02	Food Security (Antodaya Anna Yojana)	93
06A01	Houses constructed - IAY	91
18E02	Supply of Electricity	90
B. "Good" Performance (80% to 90%)		
18D01	Pumps sets energized	87
05A01	Food security: (Targeted Public Distribution system)	85
15A01	Area Covered under Plantation (Public and Forest Lands)	83
17A01	Road Constructed- PMGSY	82
07A01	Habitations covered (NC and PC) - ARWSP	82
01B01	Total Swarozgaries Assisted -SGSY	80
C. Areas of concern-where the performance is below 80%		
07A02	Slipped back habitations and habitations with water quality problems covered- ARWSP	58
06B01	Houses constructed - EWS/LIG	21

Table - A
Targets and achievements during the period April, 2007 to March, 2008

ALL INDIA PERFORMANCE

Sl. No.	Item Code	Item Description	Units	Targets	Achievements	% Achievements of Targets during April, 2007-March, 2008
				April, 2007-March, 2008	April, 2007-March, 2008	
1	01B01	Total Swarozgaris Assisted - SGSY	Number	13,52,743	10,87,333	80
2	01E02	SHGs provided income generating activities	Number	1,06,037	1,98,210	187
3	05A02	Off take by States/UTs - TPDS	Tonnes	3,92,77,745	3,32,81,178	85
4	05B02	Off take by States/UTs - AAY	Tonnes	1,00,96,545	94,37,111	93
5	06A01	Houses constructed - IAY	Number	21,27,184	19,44,227	91
6	06B01	Houses constructed - EWS/LIG	Number	1,33,704	28,599	21
7	07A01	Habitations covered (NC and PC) - ARWSP	Number	16,886	13,787	82
8	07A02	Slipped back Habitations and habitation with water quality problems covered- ARWSP	Number	1,38,613	81,055	58
9	10A01	SC Families Assisted	Number	47,74,200	47,42,890	99
10	12A01	ICDS Blocks Operational (Cum.)	Number	6,229	6,294	101
11	12B01	Anganwadis Functional (Cum.)	Number	10,17,952	10,13,056	100
12	14A01	Urban Poor Families Assisted under Seven Point Charter	Number	1,21,501	2,83,514	233
13	15A01	Area Covered under Plantation (Public and Forest Lands)	Hectares	18,60,000	15,42,717	83
14	15A02	Seedlings Planted (Public and Forest Lands)	Number	1,20,90,10,000	1,38,16,16,144	114
15	17A01	Road Constructed- PMGSY	Kilometer	54,401	44,354	82
16	18B01	Villages Electrified - RGGVY	Number	39,303	49,275	125
17	18D01	Pumps sets energized	Number	4,36,200	3,81,169	87
18	18E02	Electricity supplied	Million Units	7,26,222	6,53,172	90

Table - B

STATE-WISE PERFORMANCE DURING April, 2007 to March, 2008 (PERCENT ACHIEVEMENT)

Item No.	Description	ALL							
		INDIA	AP	ARP	AS	BI	CHHA.	DELHI	GOA
01B01	Total Swarozgaries Assisted - SGSY	80	41	0	2	11	112	NA	9
01E02	SHGs provided income generating activities	187	648	0	178	57	87	NA	140
05A01	Food security (Targeted Public Distribution system)	85	94	73	104	59	95	94	93
05B02	Food Security (Antodaya Anna Yojana)	93	107	68	101	86	102	86	82
06A01	Houses constructed - IAY	91	116	0	101	77	102	NA	62
06B01	Houses constructed - EWS/LIG	21	NA	0	NA	NA	95	25	NA
07A01	Habitations covered (NC and PC) - ARWSP	82	NA	0	93	NA	NA	NA	NA
07A02	Slipped back habitations and habitations with water quality problems covered- ARWSP	58	53	0	28	1	0	NA	NA
10A01	SC Families Assisted	99	54	NA	65	7	114	36	326
12A01	ICDS Blocks Operational (Cum.)	101	101	102	128	100	98	111	100
12B01	Anganwadis Functional (Cum.)	100	98	110	88	100	88	109	103
14A01	Urban Poor Families Assisted under Seven Point Charter	233	334	NA	0	14	0	NA	NA
15A01	Area Covered under Plantation (Public and Forest Lands)	83	88	5	67	127	90	324	50
15A02	Seedlings Planted (Public and Forest Lands)	114	166	7	63	130	53	6,300	139
17A01	Road Constructed- PMGSY	82	117	72	68	43	59	NA	0
18B01	Villages Electrified - RGGVY	125	134	NA	0	64	15	NA	NA
18D01	Pumps sets energized	87	141	NA	NA	51	57	NA	NA
18E02	Supply of Electricity	90	96	77	92	87	95	99	99

NA - Not Applicable

Table - B(Contd.)

STATE-WISE PERFORMANCE DURING April, 2007 to March, 2008 (PERCENT ACHIEVEMENT)

Item No.	Description	ALL							
		INDIA	GUJ	HRY	HP	J&K	JHAR.	KAR	KER
01B01	Total Swarozgaries Assisted - SGSY	80	133	119	115	73	43	152	28
01E02	SHGs provided income generating activities	187	112	131	126	166	257	146	105
05A01	Food security (Targeted Public Distribution system)	85	78	70	96	91	78	72	97
05B02	Food Security (Antodaya Anna Yojana)	93	88	95	97	100	92	96	100
06A01	Houses constructed - IAY	91	102	97	95	116	69	54	90
06B01	Houses constructed - EWS/LIG	21	100	83	NA	NA	NA	NA	NA
07A01	Habitations covered (NC and PC) - ARWSP	82	NA	NA	72	62	NA	690	35
07A02	Slipped back habitations and habitations with water quality problems covered- ARWSP	58	100	111	99	12	6	12	51
10A01	SC Families Assisted	99	100	100	87	455	155	98	100
12A01	ICDS Blocks Operational (Cum.)	101	100	102	100	101	100	100	100
12B01	Anganwadis Functional (Cum.)	100	100	103	100	77	102	101	112
14A01	Urban Poor Families Assisted under Seven Point Charter	233	100	NA	NA	NA	NA	NA	NA
15A01	Area Covered under Plantation (Public and Forest Lands)	83	92	74	106	87	35	99	90
15A02	Seedlings Planted (Public and Forest Lands)	114	489	213	117	30	86	137	88
17A01	Road Constructed- PMGSY	82	90	113	100	44	171	82	46
18B01	Villages Electrified - RGGVY	125	247	214	NA	NA	201	180	NA
18D01	Pumps sets energized	87	158	197	212	NA	130	90	103
18E02	Supply of Electricity	90	84	87	97	71	87	97	98

NA - Not Applicable

Table - B(Contd.)

STATE-WISE PERFORMANCE DURING April, 2007 to March, 2008 (PERCENT ACHIEVEMENT)

Item No.	Description	ALL							
		INDIA	MP	MAH	MANI	MEGH	MIZ	NAGA	ORI
01B01	Total Swarozgaries Assisted - SGSY	80	94	12	1	21	0	13	9
01E02	SHGs provided income generating activities	187	145	122	0	259	0	69	163
05A01	Food security (Targeted Public Distribution system)	85	97	83	94	96	100	100	86
05B02	Food Security (Antodaya Anna Yojana)	93	96	85	95	98	106	107	86
06A01	Houses constructed - IAY	91	91	108	69	32	96	172	81
06B01	Houses constructed - EWS/LIG	21	14	0	NA	NA	NA	NA	NA
07A01	Habitations covered (NC and PC) - ARWSP	82	NA	34	NA	45	NA	9	NA
07A02	Slipped back habitations and habitations with water quality problems covered- ARWSP	58	4	60	0	87	0	0	69
10A01	SC Families Assisted	99	111	142	37	NA	NA	NA	111
12A01	ICDS Blocks Operational (Cum.)	101	100	94	103	98	100	100	100
12B01	Anganwadis Functional (Cum.)	100	103	92	114	96	102	96	103
14A01	Urban Poor Families Assisted under Seven Point Charter	233	NA	NA	NA	117	NA	NA	NA
15A01	Area Covered under Plantation (Public and Forest Lands)	83	100	47	94	34	105	35	155
15A02	Seedlings Planted (Public and Forest Lands)	114	79	125	166	67	76	0	20
17A01	Road Constructed- PMGSY	82	78	81	676	29	49	0	59
18B01	Villages Electrified - RGGVY	125	4	72	NA	NA	NA	NA	0
18D01	Pumps sets energized	87	192	55	NA	NA	NA	NA	74
18E02	Supply of Electricity	90	86	82	95	76	85	89	98

NA - Not Applicable

Table - B(Contd.)

STATE-WISE PERFORMANCE DURING April, 2007 to March, 2008 (PERCENT ACHIEVEMENT)

Item No.	Description	ALL							
		INDIA	PUDU	PUN	RAJ	SIK	TN	TRI	UTTA.
01B01	Total Swarozgaries Assisted - SGSY	80	0	63	105	87	573	0	97
01E02	SHGs provided income generating activities	187	123	121	221	87	115	109	135
05A01	Food security (Targeted Public Distribution system)	85	34	57	90	101	77	95	83
05B02	Food Security (Antodaya Anna Yojana)	93	48	58	94	100	101	90	88
06A01	Houses constructed - IAY	91	11	119	101	78	155	65	101
06B01	Houses constructed - EWS/LIG	21	NA	0	103	100	54	0	NA
07A01	Habitations covered (NC and PC) - ARWSP	82	NA	1,088	95	NA	NA	NA	35
07A02	Slipped back habitations and habitations with water quality problems covered- ARWSP	58	176	21	152	0	100	28	89
10A01	SC Families Assisted	99	112	71	102	83	113	105	110
12A01	ICDS Blocks Operational (Cum.)	101	100	100	100	100	100	106	100
12B01	Anganwadis Functional (Cum.)	100	100	104	101	100	101	106	100
14A01	Urban Poor Families Assisted under Seven Point Charter	233	NA	NA	NA	104	100	98	NA
15A01	Area Covered under Plantation (Public and Forest Lands)	83	112	26	109	29	64	56	105
15A02	Seedlings Planted (Public and Forest Lands)	114	327	30	100	40	21	98	120
17A01	Road Constructed- PMGSY	82	NA	101	107	47	65	14	85
18B01	Villages Electrified - RGGVY	125	NA	NA	162	NA	NA	NA	114
18D01	Pumps sets energized	87	NA	184	99	NA	231	NA	189
18E02	Supply of Electricity	90	100	92	97	93	97	88	97

NA - Not Applicable

Table - B(Contd.)

STATE-WISE PERFORMANCE DURING April, 2007 to March, 2008 (PERCENT ACHIEVEMENT)

Item No.	Description	ALL							
		INDIA	UP	WB	A&N	CHND.	D&N	D&D	LAKSH
01B01	Total Swarozgaries Assisted - SGSY	80	104	37	56	NA	57	0	106
01E02	SHGs provided income generating activities	187	145	491	217	NA	0	0	158
05A01	Food security (Targeted Public Distribution system)	85	93	88	62	106	12	26	111
05B02	Food Security (Antodaya Anna Yojana)	93	97	85	72	137	11	28	136
06A01	Houses constructed - IAY	91	101	69	16	NA	20	4	132
06B01	Houses constructed - EWS/LIG	21	63	64	NA	0	NA	NA	0
07A01	Habitations covered (NC and PC) - ARWSP	82	NA	NA	NA	NA	62	NA	0
07A02	Slipped back habitations and habitations with water quality problems covered- ARWSP	58	45	101	0	NA	NA	NA	NA
10A01	SC Families Assisted	99	85	38	NA	80	NA	NA	NA
12A01	ICDS Blocks Operational (Cum.)	101	102	100	100	100	50	100	100
12B01	Anganwadis Functional (Cum.)	100	102	102	102	103	100	93	105
14A01	Urban Poor Families Assisted under Seven Point Charter	233	1	NA	NA	NA	NA	NA	0
15A01	Area Covered under Plantation (Public and Forest Lands)	83	82	17	61	157	100	87	20
15A02	Seedlings Planted (Public and Forest Lands)	114	94	41	54	143	223	66	178
17A01	Road Constructed- PMGSY	82	88	69	NA	NA	NA	NA	NA
18B01	Villages Electrified - RGGVY	125	88	120	NA	NA	NA	NA	NA
18D01	Pumps sets energized	87	101	69	NA	NA	NA	NA	NA
18E02	Supply of Electricity	90	82	96	75	100	100	89	100

NA - Not Applicable

Table - C

Items in which the States/UTs performance is Very Good (90% and above),
Good (80% to 90%) and Poor (below 80%) during the period
April, 2007 to March, 2008

1. ANDHRA PRADESH

Very Good

SHGs provided income generating activities, Off take by States/UTs -TPDS, Off take by States/UTs - AAY, Houses constructed - IAY, ICDS Blocks Operational (Cum.), Anganwadis Functional (Cum.), Urban Poor Families Assisted under Seven Point Charter, Seedlings Planted (Public and Forest Lands), Road Constructed- PMGSY, Villages Electrified - RGGVY, Pumps sets energized, Electricity supplied

Good

Area Covered under Plantation (Public and Forest Lands)

Poor

Total Swarozgaries Assisted -SGSY, Slipped back habitations and habitations with water quality problems covered- ARWSP, SC Families Assisted

2. ARUNACHAL PRADESH

Very Good

ICDS Blocks Operational (Cum.), Anganwadis Functional (Cum.)

Poor

Total Swarozgaries Assisted -SGSY, SHGs provided income generating activities, Off take by States/UTs - TPDS, Off take by States/UTs - AAY, Houses constructed - IAY, Houses constructed - EWS/LIG, Habitations covered (NC and PC) - ARWSP, Slipped back habitations and habitations with water quality problems covered- ARWSP, Area Covered under Plantation (Public and Forest Lands), Seedlings Planted (Public and Forest Lands), Road Constructed- PMGSY, Electricity supplied

3. ASSAM

Very Good

SHGs provided income generating activities, Off take by States/UTs -TPDS, Off take by States/UTs - AAY, Houses constructed - IAY, Habitations covered (NC and PC) - ARWSP, ICDS Blocks Operational (Cum.), Electricity supplied

Good

Anganwadis Functional (Cum.)

Poor

Total Swarozgaries Assisted -SGSY, Slipped back habitations and habitations with water quality problems covered- ARWSP, SC Families Assisted, Urban Poor Families Assisted under Seven Point Charter, Area Covered under Plantation (Public and Forest Lands), Seedlings Planted (Public and Forest Lands), Road Constructed- PMGSY, Villages Electrified - RGGVY

4. BIHAR

Very Good

ICDS Blocks Operational (Cum.), Anganwadis Functional (Cum.), Area Covered under Plantation (Public and Forest Lands), Seedlings Planted (Public and Forest Lands)

Good

Off take by States/UTs - AAY, Electricity supplied

Poor

Total Swarozgaries Assisted -SGSY, SHGs provided income generating activities, Off take by States/UTs - TPDS, Houses constructed - IAY, Slipped back habitations and habitations with water quality problems covered- ARWSP, SC Families Assisted, Urban Poor Families Assisted under Seven Point Charter, Road Constructed- PMGSY, Villages Electrified - RGGVY, Pumps sets energized

Table - C (Contd.)

5. CHHATISGARH

Very Good

Total Swarozgaries Assisted -SGSY, Off take by States/UTs -TPDS, Off take by States/UTs - AAY, Houses constructed - IAY, Houses constructed - EWS/LIG, SC Families Assisted, ICDS Blocks Operational (Cum.), Area Covered under Plantation (Public and Forest Lands), Electricity supplied

Good

SHGs provided income generating activities, Anganwadis Functional (Cum.)

Poor

Slipped back habitations and habitations with water quality problems covered- ARWSP, Urban Poor Families Assisted under Seven Point Charter, Seedlings Planted (Public and Forest Lands), Road Constructed- PMGSY, Villages Electrified - RGGVY, Pumps sets energized

6. DELHI

Very Good

Off take by States/UTs -TPDS, ICDS Blocks Operational (Cum.), Anganwadis Functional (Cum.), Area Covered under Plantation (Public and Forest Lands), Seedlings Planted (Public and Forest Lands), Electricity supplied

Good

Off take by States/UTs - AAY

Poor

Houses constructed - EWS/LIG, SC Families Assisted

7. GOA

Very Good

SHGs provided income generating activities, Off take by States/UTs -TPDS, SC Families Assisted, ICDS Blocks Operational (Cum.), Anganwadis Functional (Cum.), Seedlings Planted (Public and Forest Lands), Electricity supplied

Good

Off take by States/UTs - AAY

Poor

Total Swarozgaries Assisted -SGSY, Houses constructed - IAY, Area Covered under Plantation (Public and Forest Lands), Road Constructed- PMGSY

8. GUJARAT

Very Good

Total Swarozgaries Assisted -SGSY, SHGs provided income generating activities, Houses constructed - IAY, Houses constructed - EWS/LIG, Slipped back habitations and habitations with water quality problems covered- ARWSP, SC Families Assisted, ICDS Blocks Operational (Cum.), Anganwadis Functional (Cum.), Urban Poor Families Assisted under Seven Point Charter, Area Covered under Plantation (Public and Forest Lands), Seedlings Planted (Public and Forest Lands), Road Constructed- PMGSY, Villages Electrified - RGGVY, Pumps sets energized

Good

Off take by States/UTs - AAY, Electricity supplied

Poor

Off take by States/UTs -TPDS

Table - C (Contd.)

9. HARYANA

Very Good

Total Swarozgaries Assisted -SGSY, SHGs provided income generating activities, Off take by States/UTs - AAY, Houses constructed - IAY, Slipped back habitations and habitations with water quality problems covered- ARWSP, SC Families Assisted, ICDS Blocks Operational (Cum.), Anganwadis Functional (Cum.), Seedlings Planted (Public and Forest Lands), Road Constructed- PMGSY, Villages Electrified - RGGVY, Pumps sets energized

Good

Houses constructed - EWS/LIG, Electricity supplied

Poor

Off take by States/UTs -TPDS, Area Covered under Plantation (Public and Forest Lands)

10. HIMACHAL PRADESH

Very Good

Total Swarozgaries Assisted -SGSY, SHGs provided income generating activities, Off take by States/UTs - TPDS, Off take by States/UTs - AAY, Houses constructed - IAY, Slipped back habitations and habitations with water quality problems covered- ARWSP, ICDS Blocks Operational (Cum.), Anganwadis Functional (Cum.), Area Covered under Plantation (Public and Forest Lands), Seedlings Planted (Public and Forest Lands), Road Constructed- PMGSY, Pumps sets energized, Electricity supplied

Good

SC Families Assisted

Poor

Habitations covered (NC and PC) - ARWSP

11. JAMMU AND KASHMIR

Very Good

SHGs provided income generating activities, Off take by States/UTs -TPDS, Off take by States/UTs - AAY, Houses constructed - IAY, SC Families Assisted, ICDS Blocks Operational (Cum.)

Good

Area Covered under Plantation (Public and Forest Lands)

Poor

Total Swarozgaries Assisted -SGSY, Habitations covered (NC and PC) - ARWSP, Slipped back habitations and habitations with water quality problems covered- ARWSP, Anganwadis Functional (Cum.), Seedlings Planted (Public and Forest Lands), Road Constructed- PMGSY, Electricity supplied

12. JHARKHAND

Very Good

SHGs provided income generating activities, Off take by States/UTs - AAY, SC Families Assisted, ICDS Blocks Operational (Cum.), Anganwadis Functional (Cum.), Road Constructed- PMGSY, Villages Electrified - RGGVY, Pumps sets energized

Good

Seedlings Planted (Public and Forest Lands), Electricity supplied

Poor

Total Swarozgaries Assisted -SGSY, Off take by States/UTs -TPDS, Houses constructed - IAY, Slipped back habitations and habitations with water quality problems covered- ARWSP, Area Covered under Plantation (Public and Forest Lands)

Table - C (Contd.)

13. KARNATAKA

Very Good

Total Swarozgaries Assisted -SGSY, SHGs provided income generating activities, Off take by States/UTs - AAY, Habitations covered (NC and PC) - ARWSP, SC Families Assisted, ICDS Blocks Operational (Cum.), Anganwadis Functional (Cum.), Area Covered under Plantation (Public and Forest Lands), Seedlings Planted (Public and Forest Lands), Villages Electrified - RGGVY, Pumps sets energized, Electricity supplied

Good

Road Constructed- PMGSY

Poor

Off take by States/UTs -TPDS, Houses constructed - IAY, Slipped back habitations and habitations with water quality problems covered- ARWSP

14. KERALA

Very Good

SHGs provided income generating activities, Off take by States/UTs -TPDS, Off take by States/UTs - AAY, Houses constructed - IAY, SC Families Assisted, ICDS Blocks Operational (Cum.), Anganwadis Functional (Cum.), Area Covered under Plantation (Public and Forest Lands), Pumps sets energized, Electricity supplied

Good

Seedlings Planted (Public and Forest Lands)

Poor

Total Swarozgaries Assisted -SGSY, Habitations covered (NC and PC) - ARWSP, Slipped back habitations and habitations with water quality problems covered- ARWSP, Road Constructed- PMGSY

15. MADHYA PRADESH

Very Good

Total Swarozgaries Assisted -SGSY, SHGs provided income generating activities, Off take by States/UTs - TPDS, Off take by States/UTs - AAY, Houses constructed - IAY, SC Families Assisted, ICDS Blocks Operational (Cum.), Anganwadis Functional (Cum.), Area Covered under Plantation (Public and Forest Lands), Pumps sets energized

Good

Electricity supplied

Poor

Houses constructed - EWS/LIG, Slipped back habitations and habitations with water quality problems covered- ARWSP, Seedlings Planted (Public and Forest Lands), Road Constructed- PMGSY, Villages Electrified - RGGVY

16. MAHARASHTRA

Very Good

SHGs provided income generating activities, Houses constructed - IAY, SC Families Assisted, ICDS Blocks Operational (Cum.), Anganwadis Functional (Cum.), Seedlings Planted (Public and Forest Lands)

Good

Off take by States/UTs -TPDS, Off take by States/UTs - AAY, Road Constructed- PMGSY, Electricity supplied

Poor

Total Swarozgaries Assisted -SGSY, Houses constructed - EWS/LIG, Habitations covered (NC and PC) - ARWSP, Slipped back habitations and habitations with water quality problems covered- ARWSP, Area Covered under Plantation (Public and Forest Lands), Villages Electrified - RGGVY, Pumps sets energized

Table - C (Contd.)

17. MANIPUR

Very Good

Off take by States/UTs -TPDS, Off take by States/UTs - AAY, ICDS Blocks Operational (Cum.), Anganwadis Functional (Cum.), Area Covered under Plantation (Public and Forest Lands), Seedlings Planted (Public and Forest Lands), Road Constructed- PMGSY, Electricity supplied

Poor

Total Swarozgaries Assisted -SGSY, SHGs provided income generating activities, Houses constructed - IAY, Slipped back habitations and habitations with water quality problems covered- ARWSP, SC Families Assisted

18. MEGHALAYA

Very Good

SHGs provided income generating activities, Off take by States/UTs -TPDS, Off take by States/UTs - AAY, ICDS Blocks Operational (Cum.), Anganwadis Functional (Cum.), Urban Poor Families Assisted under Seven Point Charter

Good

Slipped back habitations and habitations with water quality problems covered- ARWSP

Poor

Total Swarozgaries Assisted -SGSY, Houses constructed - IAY, Habitations covered (NC and PC) - ARWSP, Area Covered under Plantation (Public and Forest Lands), Seedlings Planted (Public and Forest Lands), Road Constructed- PMGSY, Electricity supplied

19. MIZORAM

Very Good

Off take by States/UTs -TPDS, Off take by States/UTs - AAY, Houses constructed - IAY, ICDS Blocks Operational (Cum.), Anganwadis Functional (Cum.), Area Covered under Plantation (Public and Forest Lands)

Good

Electricity supplied

Poor

Total Swarozgaries Assisted -SGSY, SHGs provided income generating activities, Slipped back habitations and habitations with water quality problems covered- ARWSP, Seedlings Planted (Public and Forest Lands), Road Constructed- PMGSY

20. NAGALAND

Very Good

Off take by States/UTs -TPDS, Off take by States/UTs - AAY, Houses constructed - IAY, ICDS Blocks Operational (Cum.), Anganwadis Functional (Cum.)

Good

Electricity supplied

Poor

Total Swarozgaries Assisted -SGSY, SHGs provided income generating activities, Habitations covered (NC and PC) - ARWSP, Slipped back habitations and habitations with water quality problems covered- ARWSP, Area Covered under Plantation (Public and Forest Lands), Seedlings Planted (Public and Forest Lands), Road Constructed- PMGSY

Table - C (Contd.)

21. ORISSA

Very Good

SHGs provided income generating activities, SC Families Assisted, ICDS Blocks Operational (Cum.), Anganwadis Functional (Cum.), Area Covered under Plantation (Public and Forest Lands), Electricity supplied

Good

Off take by States/UTs -TPDS, Off take by States/UTs - AAY, Houses constructed - IAY

Poor

Total Swarozgaries Assisted -SGSY, Slipped back habitations and habitations with water quality problems covered- ARWSP, Seedlings Planted (Public and Forest Lands), Road Constructed- PMGSY, Villages Electrified - RGGVY, Pumps sets energized

22. PUDUCHERRY

Very Good

SHGs provided income generating activities, Slipped back habitations and habitations with water quality problems covered- ARWSP, SC Families Assisted, ICDS Blocks Operational (Cum.), Anganwadis Functional (Cum.), Area Covered under Plantation (Public and Forest Lands), Seedlings Planted (Public and Forest Lands), Electricity supplied

Poor

Total Swarozgaries Assisted -SGSY, Off take by States/UTs -TPDS, Off take by States/UTs - AAY, Houses constructed - IAY

23. PUNJAB

Very Good

SHGs provided income generating activities, Houses constructed - IAY, Habitations covered (NC and PC) - ARWSP, ICDS Blocks Operational (Cum.), Anganwadis Functional (Cum.), Road Constructed- PMGSY, Pumps sets energized, Electricity supplied

Poor

Total Swarozgaries Assisted -SGSY, Off take by States/UTs -TPDS, Off take by States/UTs - AAY, Houses constructed - EWS/LIG, Slipped back habitations and habitations with water quality problems covered- ARWSP, SC Families Assisted, Area Covered under Plantation (Public and Forest Lands), Seedlings Planted (Public and Forest Lands)

24. RAJASTHAN

Very Good

Total Swarozgaries Assisted -SGSY, SHGs provided income generating activities, Off take by States/UTs - TPDS, Off take by States/UTs - AAY, Houses constructed - IAY, Houses constructed - EWS/LIG, Habitations covered (NC and PC) - ARWSP, Slipped back habitations and habitations with water quality problems covered- ARWSP, SC Families Assisted, ICDS Blocks Operational (Cum.), Anganwadis Functional (Cum.), Area Covered under Plantation (Public and Forest Lands), Seedlings Planted (Public and Forest Lands), Road Constructed- PMGSY, Villages Electrified - RGGVY, Pumps sets energized, Electricity supplied

Table - C (Contd.)

25. SIKKIM

Very Good

Off take by States/UTs -TPDS, Off take by States/UTs - AAY, Houses constructed - EWS/LIG, ICDS Blocks Operational (Cum.), Anganwadis Functional (Cum.), Urban Poor Families Assisted under Seven Point Charter, Electricity supplied

Good

Total Swarozgaries Assisted -SGSY, SHGs provided income generating activities, SC Families Assisted

Poor

Houses constructed - IAY, Slipped back habitations and habitations with water quality problems covered- ARWSP, Area Covered under Plantation (Public and Forest Lands), Seedlings Planted (Public and Forest Lands), Road Constructed- PMGSY

26. TAMIL NADU

Very Good

Total Swarozgaries Assisted -SGSY, SHGs provided income generating activities, Off take by States/UTs - AAY, Houses constructed - IAY, Slipped back habitations and habitations with water quality problems covered- ARWSP, SC Families Assisted, ICDS Blocks Operational (Cum.), Anganwadis Functional (Cum.), Urban Poor Families Assisted under Seven Point Charter, Pumps sets energized, Electricity supplied

Poor

Off take by States/UTs -TPDS, Houses constructed - EWS/LIG, Area Covered under Plantation (Public and Forest Lands), Seedlings Planted (Public and Forest Lands), Road Constructed- PMGSY

27. TRIPURA

Very Good

SHGs provided income generating activities, Off take by States/UTs -TPDS, Off take by States/UTs - AAY, SC Families Assisted, ICDS Blocks Operational (Cum.), Anganwadis Functional (Cum.), Urban Poor Families Assisted under Seven Point Charter, Seedlings Planted (Public and Forest Lands)

Good

Electricity supplied

Poor

Total Swarozgaries Assisted -SGSY, Houses constructed - IAY, Houses constructed - EWS/LIG, Slipped back habitations and habitations with water quality problems covered- ARWSP, Area Covered under Plantation (Public and Forest Lands), Road Constructed- PMGSY

28. UTTARAKHAND

Very Good

Total Swarozgaries Assisted -SGSY, SHGs provided income generating activities, Houses constructed - IAY, SC Families Assisted, ICDS Blocks Operational (Cum.), Anganwadis Functional (Cum.), Area Covered under Plantation (Public and Forest Lands), Seedlings Planted (Public and Forest Lands), Villages Electrified - RGGVY, Pumps sets energized, Electricity supplied

Good

Off take by States/UTs -TPDS, Off take by States/UTs - AAY, Slipped back habitations and habitations with water quality problems covered- ARWSP, Road Constructed- PMGSY

Poor

Habitations covered (NC and PC) - ARWSP

Table - C (Contd.)

29. UTTAR PRADESH

Very Good

Total Swarozgaries Assisted -SGSY, SHGs provided income generating activities, Off take by States/UTs - TPDS, Off take by States/UTs - AAY, Houses constructed - IAY, ICDS Blocks Operational (Cum.), Anganwadis Functional (Cum.), Seedlings Planted (Public and Forest Lands), Pumps sets energized

Good

SC Families Assisted, Area Covered under Plantation (Public and Forest Lands), Road Constructed- PMGSY, Villages Electrified - RGGVY, Electricity supplied

Poor

Houses constructed - EWS/LIG, Slipped back habitations and habitations with water quality problems covered- ARWSP, Urban Poor Families Assisted under Seven Point Charter

30. WEST BENGAL

Very Good

SHGs provided income generating activities, Slipped back habitations and habitations with water quality problems covered- ARWSP, ICDS Blocks Operational (Cum.), Anganwadis Functional (Cum.), Villages Electrified - RGGVY, Electricity supplied

Good

Off take by States/UTs -TPDS, Off take by States/UTs - AAY

Poor

Total Swarozgaries Assisted -SGSY, Houses constructed - IAY, Houses constructed - EWS/LIG, SC Families Assisted, Area Covered under Plantation (Public and Forest Lands), Seedlings Planted (Public and Forest Lands), Road Constructed- PMGSY, Pumps sets energized

31. ANDAMAN AND NICOBAR ISLANDS

Very Good

SHGs provided income generating activities, ICDS Blocks Operational (Cum.), Anganwadis Functional (Cum.)

Poor

Total Swarozgaries Assisted -SGSY, Off take by States/UTs -TPDS, Off take by States/UTs - AAY, Houses constructed - IAY, Slipped back habitations and habitations with water quality problems covered- ARWSP, Area Covered under Plantation (Public and Forest Lands), Seedlings Planted (Public and Forest Lands), Electricity supplied

32. CHANDIGARH

Very Good

Off take by States/UTs -TPDS, Off take by States/UTs - AAY, ICDS Blocks Operational (Cum.), Anganwadis Functional (Cum.), Area Covered under Plantation (Public and Forest Lands), Seedlings Planted (Public and Forest Lands), Electricity supplied

Good

SC Families Assisted

Poor

Houses constructed - EWS/LIG

Table - C (Contd.)

33. DADRA AND NAGAR HAVELI

Very Good

Anganwadis Functional (Cum.), Area Covered under Plantation (Public and Forest Lands), Seedlings Planted (Public and Forest Lands), Electricity supplied

Poor

Total Swarozgaries Assisted -SGSY, SHGs provided income generating activities, Off take by States/UTs - TPDS, Off take by States/UTs - AAY, Houses constructed - IAY, Habitations covered (NC and PC) - ARWSP, ICDS Blocks Operational (Cum.)

34. DAMAN AND DIU

Very Good

ICDS Blocks Operational (Cum.), Anganwadis Functional (Cum.)

Good

Area Covered under Plantation (Public and Forest Lands), Electricity supplied

Poor

Total Swarozgaries Assisted -SGSY, SHGs provided income generating activities, Off take by States/UTs - TPDS, Off take by States/UTs - AAY, Houses constructed - IAY, Seedlings Planted (Public and Forest Lands)

35. LAKSHADWEEP

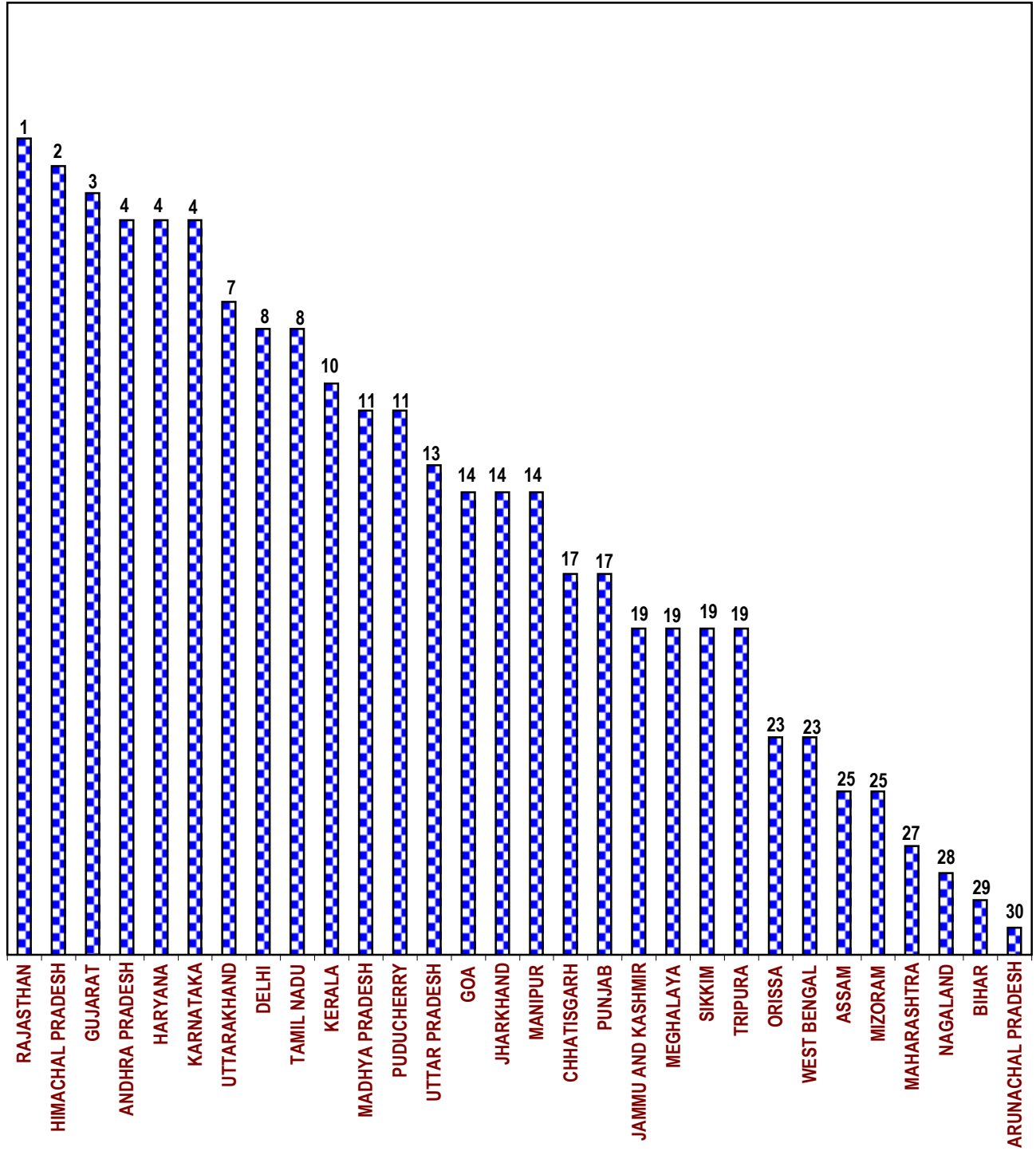
Very Good

Total Swarozgaries Assisted -SGSY, SHGs provided income generating activities, Off take by States/UTs - TPDS, Off take by States/UTs - AAY, Houses constructed - IAY, ICDS Blocks Operational (Cum.), Anganwadis Functional (Cum.), Seedlings Planted (Public and Forest Lands), Electricity supplied

Poor

Houses constructed - EWS/LIG, Habitations covered (NC and PC) - ARWSP, Urban Poor Families Assisted under Seven Point Charter, Area Covered under Plantation (Public and Forest Lands)

Ranking of States: April, 2007 to March, 2008



States

Table - D**SCORE CARD AND RANKING OF STATES ACCORDING TO THEIR PERFORMANCE
During the period April, 2007 to March, 2008**

States	No.of Items/ Parameters	Max Score	Parameters in category				Total Marks	% Ach.	RANK
			A	B	C	D			
RAJASTHAN	17	51	17	0	0	0	51	100	1
HIMACHAL PRADESH	15	45	13	0	2	0	41	91	2
GUJARAT	17	51	14	0	3	0	45	88	3
ANDHRA PRADESH	16	48	12	1	3	0	41	85	4
HARYANA	16	48	12	1	3	0	41	85	4
KARNATAKA	16	48	12	1	3	0	41	85	4
UTTARAKHAND	16	48	11	2	3	0	40	83	7
DELHI	9	27	6	1	2	0	22	81	8
TAMIL NADU	16	48	11	1	4	0	39	81	8
KERALA	15	45	10	0	5	0	35	78	10
MADHYA PRADESH	16	48	10	0	6	0	36	75	11
PUDUCHERRY	12	36	8	0	3	1	27	75	11
UTTAR PRADESH	17	51	9	2	6	0	37	73	13
GOA	12	36	7	0	4	1	25	69	14
JHARKHAND	15	45	8	0	7	0	31	69	14
MANIPUR	13	39	8	0	3	2	27	69	14
CHHATISGARH	17	51	9	0	6	2	33	65	17
PUNJAB	16	48	8	0	7	1	31	65	17
JAMMU AND KASHMIR	14	42	6	1	7	0	27	64	19
MEGHALAYA	14	42	6	1	7	0	27	64	19
SIKKIM	15	45	7	1	6	1	29	64	19
TRIPURA	15	45	8	0	5	2	29	64	19
ORISSA	15	45	6	2	6	1	28	62	23
WEST BENGAL	16	48	6	2	8	0	30	62	23
ASSAM	16	48	7	0	7	2	28	58	25
MIZORAM	12	36	6	0	3	3	21	58	25
MAHARASHTRA	17	51	6	1	9	1	29	57	27
NAGALAND	13	39	5	0	5	3	20	51	28
BIHAR	16	48	4	0	12	0	24	50	29
ARUNACHAL PRADESH	14	42	2	0	6	6	12	29	30

NORMS FOR RANKING

The criteria for performance assessment of States is as follows:

	<u>Marks</u>
Category "A" Where the Achievement is 90% or above of the target	3
Category "B" Where the Achievement is above National Average	2
Category "C" Where the Achievement is below National Average	1
Category "D" Where their is NIL Performance	0

Note: For ranking of the states, the All-India Percent achievement is taken as the National Average.

PART - II

TWENTY POINT PROGRAMME - 2006

ITEM-WISE PERFORMANCE TABLES

Table - 1

Employment generation under the NREG Scheme

Sl. No.	State/UT Name	No. of job cards issued (Number) April,2007-March,2008	Employment generated (Number) April,2007-March,2008	Wages given (Rupees) April,2007-March,2008
(1)	(2)	(3)	(4)	(5)
1	ANDHRA PRADESH	60,84,055	20,45,19,982	17,07,35,11,000
2	ARUNACHAL PRADESH	0	0	0
3	ASSAM	15,65,775	4,87,86,000	3,83,34,19,000
4	BIHAR	81,24,997	8,40,57,600	10,53,34,80,300
5	CHHATISGARH	28,75,796	13,16,10,000	9,42,42,03,000
6	DELHI	0	0	0
7	GOA	0	0	0
8	GUJARAT	8,65,503	90,04,000	81,83,71,000
9	HARYANA	54,673	35,75,600	45,04,60,300
10	HIMACHAL PRADESH	3,93,751	97,53,000	73,55,48,000
11	JAMMU AND KASHMIR	2,81,752	55,35,586	51,90,45,000
12	JHARKHAND	27,19,084	8,46,43,974	7,48,70,83,208
13	KARNATAKA	8,71,313	1,88,57,500	1,39,54,55,000
14	KERALA	2,65,140	60,46,808	71,39,51,000
15	MADHYA PRADESH	72,98,942	27,53,02,000	1,86,32,43,400
16	MAHARASHTRA	31,28,352	1,84,83,000	1,89,07,20,000
17	MANIPUR	3,32,077	48,32,000	62,54,19,000
18	MEGHALAYA	1,34,326	48,17,000	49,57,48,000
19	MIZORAM	0	0	0
20	NAGALAND	56,000	13,34,000	14,93,76,000
21	ORISSA	41,36,513	4,00,64,000	3,33,23,66,000
22	PUDUCHERRY	0	0	0
23	PUNJAB	97,892	19,15,000	19,39,67,000
24	RAJASTHAN	28,70,989	16,78,38,000	10,29,77,12,000
25	SIKKIM	30,907	8,59,738	11,86,00,000
26	TAMIL NADU	22,00,437	6,45,23,200	4,98,90,70,700
27	TRIPURA	4,65,779	1,81,05,000	2,08,60,00,000
28	UTTARAKHAND	1,59,496	80,34,700	60,61,18,000
29	UTTAR PRADESH	46,78,214	13,57,48,500	15,06,34,65,929
30	WEST BENGAL	34,30,932	9,59,77,000	9,68,81,41,000
31	ANDAMAN AND NICOBAR ISLANDS	0	0	0
32	CHANDIGARH	0	0	0
33	DADRA AND NAGAR HAVELI	0	0	0
34	DAMAN AND DIU	0	0	0
35	LAKSHADWEEP	0	0	0
Grand Total		5,31,22,695	1,44,42,23,188	1,04,38,44,73,837

Swaranjayanti Gram Swarozgar Yojana

Total Swarozgaries Assisted

% Achievement of Target

During April,2007 to March, 2008

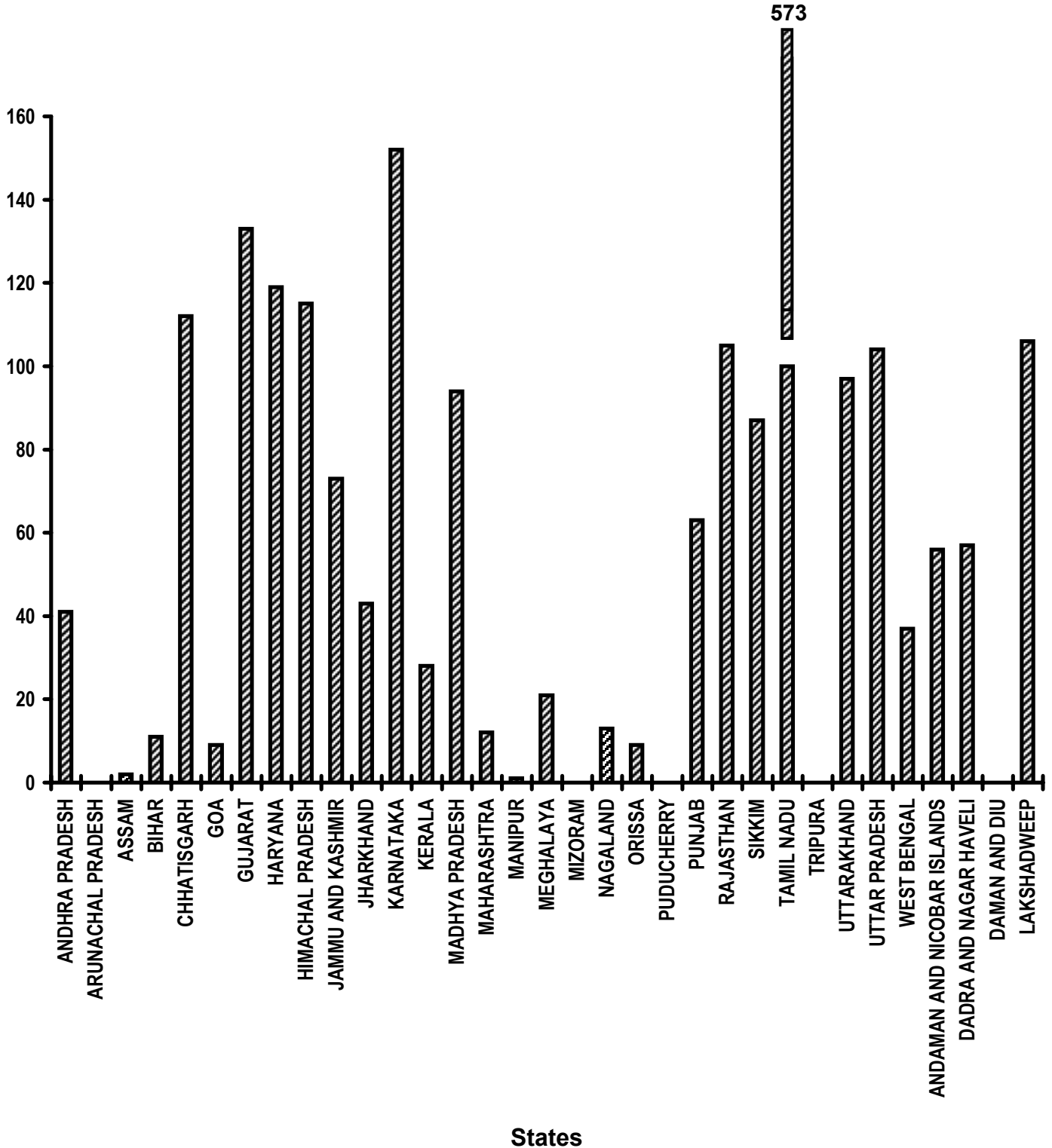


Table - 2

**Swaranjayanti Gram Swarojgar Yojana
Total Swarozgaries Assisted
(Unit: Number)**

Sl. No.	State/UT Name	Target 2007-2008	Achievement April,2007-March,2008	Percent Achievement April,2007-March,2008
(1)	(2)	(3)	(4)	(4)/(3)
1	ANDHRA PRADESH	71,390	29,488	41
2	ARUNACHAL PRADESH	3,962	0	0
3	ASSAM	1,02,960	1,671	2
4	BIHAR	1,69,832	18,205	11
5	CHHATISGARH	37,715	42,393	112
6	GOA	596	55	9
7	GUJARAT	26,873	35,786	133
8	HARYANA	15,810	18,761	119
9	HIMACHAL PRADESH	6,658	7,675	115
10	JAMMU AND KASHMIR	8,240	6,023	73
11	JHARKHAND	64,035	27,759	43
12	KARNATAKA	53,910	82,158	152
13	KERALA	24,189	6,764	28
14	MADHYA PRADESH	80,826	76,331	94
15	MAHARASHTRA	1,06,567	12,256	12
16	MANIPUR	6,902	41	1
17	MEGHALAYA	7,733	1,622	21
18	MIZORAM	1,789	0	0
19	NAGALAND	5,305	700	13
20	ORISSA	81,656	7,290	9
21	PUDUCHERRY	894	0	0
22	PUNJAB	7,683	4,816	63
23	RAJASTHAN	40,936	42,782	105
24	SIKKIM	1,981	1,718	87
25	TAMIL NADU	63,125	3,61,681	573
26	TRIPURA	12,463	0	0
27	UTTARAKHAND	12,873	12,433	97
28	UTTAR PRADESH	2,44,500	2,55,048	104
29	WEST BENGAL	90,744	33,551	37
30	ANDAMAN AND NICOBAR ISLANDS	149	83	56
31	DADRA AND NAGAR HAVELI	149	85	57
32	DAMAN AND DIU	149	0	0
33	LAKSHADWEEP	149	158	106
Grand Total		13,52,743	10,87,333	80

Very Good:(90% or above of targets)

CHHATISGARH, GUJARAT, HARYANA, HIMACHAL PRADESH, KARNATAKA, MADHYA PRADESH, RAJASTHAN, TAMIL NADU, UTTARAKHAND, UTTAR PRADESH, LAKSHADWEEP

Good:(Between 80% to 90% targets)

SIKKIM

Poor:(Below 80% of targets)

ANDHRA PRADESH, ARUNACHAL PRADESH, ASSAM, BIHAR, GOA, JAMMU AND KASHMIR, JHARKHAND, KERALA, MAHARASHTRA, MANIPUR, MEGHALAYA, MIZORAM, NAGALAND, ORISSA, PUDUCHERRY, PUNJAB, TRIPURA, WEST BENGAL, ANDAMAN AND NICOBAR ISLANDS, DADRA AND NAGAR HAVELI, DAMAN AND DIU

Table - 3

Sampoorna Grameen Rojgar Yojana
(Unit: Number of Mandays)

		Total Employment Generated (Number of Mandays)
Sl. No.	State/UT Name	April,2007- March,2008
(1)	(2)	(3)
1	ANDHRA PRADESH	2,24,89,259
2	ARUNACHAL PRADESH	0
3	ASSAM	3,34,16,000
4	BIHAR	0
5	CHHATISGARH	22,85,000
6	DELHI	0
7	GOA	6
8	GUJARAT	89,57,000
9	HARYANA	66,95,200
10	HIMACHAL PRADESH	12,74,000
11	JAMMU AND KASHMIR	21,06,800
12	JHARKHAND	1,45,25,100
13	KARNATAKA	2,10,71,000
14	KERALA	69,14,000
15	MADHYA PRADESH	1,38,73,000
16	MAHARASHTRA	1,99,59,000
17	MANIPUR	20,06,000
18	MEGHALAYA	17,97,000
19	MIZORAM	0
20	NAGALAND	24,69,000
21	ORISSA	74,17,000
22	PUDUCHERRY	40,900
23	PUNJAB	31,65,000
24	RAJASTHAN	1,29,67,000
25	SIKKIM	2,78,000
26	TAMIL NADU	2,51,31,800
27	TRIPURA	23,61,000
28	UTTARAKHAND	66,53,400
29	UTTAR PRADESH	3,83,17,126
30	WEST BENGAL	73,80,000
31	ANDAMAN AND NICOBAR ISLANDS	14,445
32	CHANDIGARH	0
33	DADRA AND NAGAR HAVELI	0
34	DAMAN AND DIU	0
35	LAKSHADWEEP	1,26,000
Grand Total		26,36,89,036

Table - 4(A)

Self Help Groups (SHG)
(Unit: Number)

		Formed under SGSY
		(Number)
Sl. No.	State/UT Name	April,2007- March,2008
(1)	(2)	(3)
1	ANDHRA PRADESH	1,90,051
2	ARUNACHAL PRADESH	0
3	ASSAM	14,338
4	BIHAR	14,036
5	CHHATISGARH	3,934
6	DELHI	0
7	GOA	98
8	GUJARAT	4,901
9	HARYANA	2,265
10	HIMACHAL PRADESH	965
11	JAMMU AND KASHMIR	1,191
12	JHARKHAND	8,246
13	KARNATAKA	7,226
14	KERALA	1,789
15	MADHYA PRADESH	18,379
16	MAHARASHTRA	29,676
17	MANIPUR	627
18	MEGHALAYA	829
19	MIZORAM	0
20	NAGALAND	334
21	ORISSA	16,403
22	PUDUCHERRY	0
23	PUNJAB	757
24	RAJASTHAN	13,744
25	SIKKIM	379
26	TAMIL NADU	19,061
27	TRIPURA	2,398
28	UTTARAKHAND	349
29	UTTAR PRADESH	29,126
30	WEST BENGAL	37,423
31	ANDAMAN AND NICOBAR ISLANDS	68
32	CHANDIGARH	0
33	DADRA AND NAGAR HAVELI	0
34	DAMAN AND DIU	0
35	LAKSHADWEEP	0
Grand Total		4,18,593

Self Help Groups (SHG)

To whom income generating activities provided

% Achievement of Target

During April,2007 to March, 2008

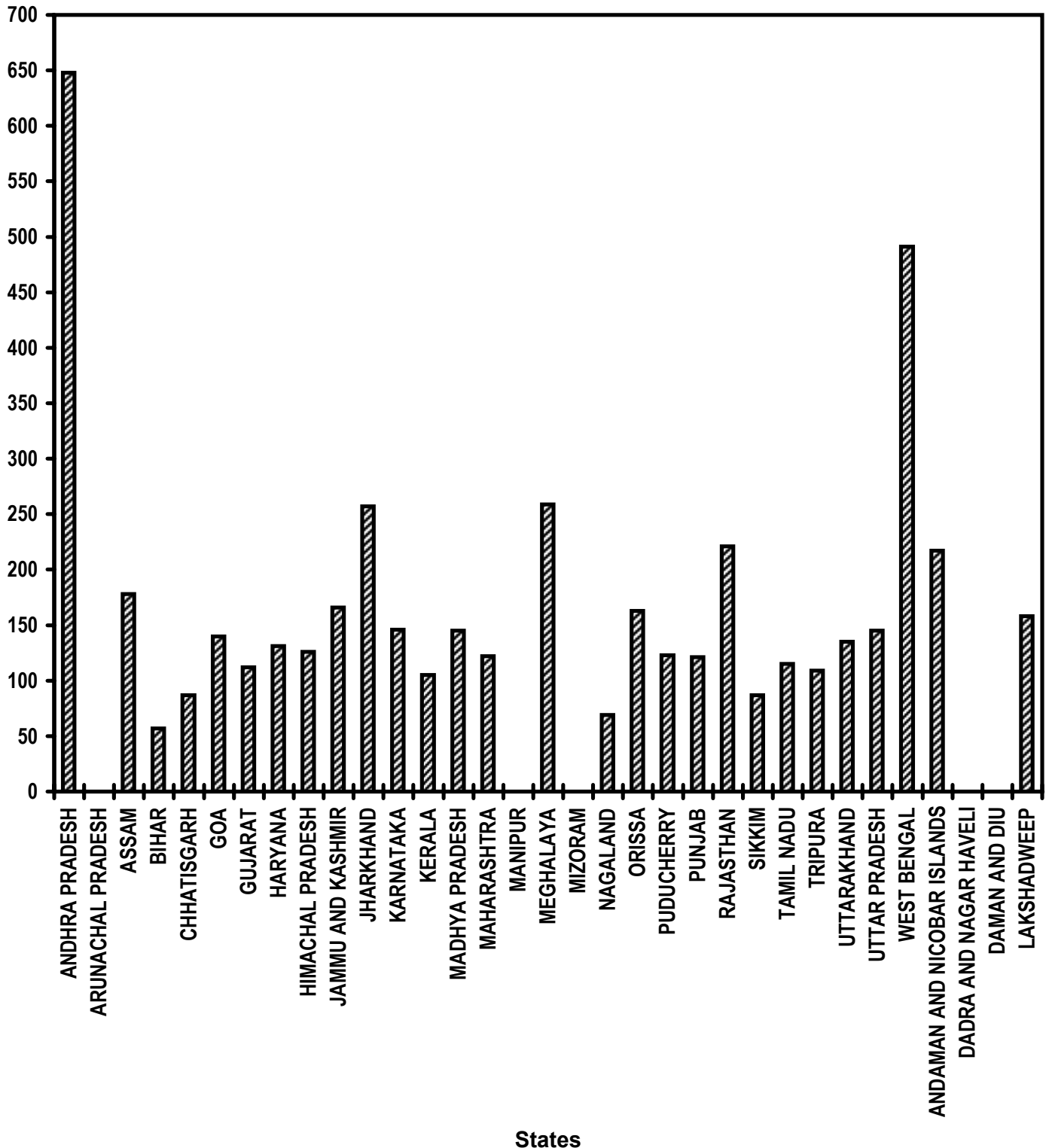


Table - 4(B)

Self Help Groups (SHG)
To whom income generating activities provided
(Unit: Number)

Sl. No.	State/UT Name	Target 2007-2008	Achievement April,2007-March,2008	Percent Achievement April,2007-March,2008
(1)	(2)	(3)	(4)	(4)/(3)
1	ANDHRA PRADESH	5,596	36,285	648
2	ARUNACHAL PRADESH	311	0	0
3	ASSAM	8,071	14,338	178
4	BIHAR	13,313	7,592	57
5	CHHATISGARH	2,956	2,563	87
6	GOA	47	66	140
7	GUJARAT	2,106	2,363	112
8	HARYANA	1,239	1,628	131
9	HIMACHAL PRADESH	522	660	126
10	JAMMU AND KASHMIR	646	1,075	166
11	JHARKHAND	5,019	12,879	257
12	KARNATAKA	4,226	6,174	146
13	KERALA	1,896	1,987	105
14	MADHYA PRADESH	6,336	9,215	145
15	MAHARASHTRA	8,353	10,196	122
16	MANIPUR	541	0	0
17	MEGHALAYA	606	1,570	259
18	MIZORAM	140	0	0
19	NAGALAND	416	287	69
20	ORISSA	6,401	10,404	163
21	PUDUCHERRY	70	86	123
22	PUNJAB	602	727	121
23	RAJASTHAN	3,209	7,090	221
24	SIKKIM	155	135	87
25	TAMIL NADU	4,948	5,687	115
26	TRIPURA	977	1,067	109
27	UTTARAKHAND	1,009	1,366	135
28	UTTAR PRADESH	19,165	27,824	145
29	WEST BENGAL	7,113	34,901	491
30	ANDAMAN AND NICOBAR ISLANDS	12	26	217
31	DADRA AND NAGAR HAVELI	12	0	0
32	DAMAN AND DIU	12	0	0
33	LAKSHADWEEP	12	19	158
Grand Total		1,06,037	1,98,210	187

Very Good:(90% or above of targets)

ANDHRA PRADESH, ASSAM, GOA, GUJARAT, HARYANA, HIMACHAL PRADESH, JAMMU AND KASHMIR, JHARKHAND, KARNATAKA, KERALA, MADHYA PRADESH, MAHARASHTRA, MEGHALAYA, ORISSA, PUDUCHERRY, PUNJAB, RAJASTHAN, TAMIL NADU, TRIPURA, UTTARAKHAND, UTTAR PRADESH, WEST BENGAL, ANDAMAN AND NICOBAR ISLANDS, LAKSHADWEEP

Good:(Between 80% to 90% targets)

CHHATISGARH, SIKKIM

Poor:(Below 80% of targets)

ARUNACHAL PRADESH, BIHAR, MANIPUR, MIZORAM, NAGALAND, DADRA AND NAGAR HAVELI, DAMAN AND DIU

Table - 5

**Distribution of waste land to the landless
(Unit: Hectare)**

Sl. No.	State/UT Name	Total Land Distributed (Hectare) April,2007- March,2008
(1)	(2)	(3)
1	ANDHRA PRADESH	61,120
2	ARUNACHAL PRADESH	0
3	ASSAM	284
4	BIHAR	881
5	CHHATISGARH	9,687
6	DELHI	0
7	GOA	0
8	GUJARAT	3,000
9	HARYANA	0
10	JAMMU AND KASHMIR	0
11	JHARKHAND	11,365
12	KARNATAKA	0
13	KERALA	2,179
14	MADHYA PRADESH	10
15	MAHARASHTRA	1,72,059
16	MANIPUR	0
17	MEGHALAYA	0
18	MIZORAM	0
19	NAGALAND	0
20	ORISSA	1,358
21	PUDUCHERRY	5
22	PUNJAB	0
23	RAJASTHAN	0
24	SIKKIM	0
25	TAMIL NADU	33,827
26	TRIPURA	0
27	UTTARAKHAND	14
28	UTTAR PRADESH	8,524
29	WEST BENGAL	0
30	ANDAMAN AND NICOBAR ISLANDS	0
31	CHANDIGARH	0
32	DADRA AND NAGAR HAVELI	0
33	DAMAN AND DIU	0
34	LAKSHADWEEP	0
Grand Total		3,04,313

Table - 6(A)

Minimum Wages Enforcement (including Farm Labour)

Sl. No.	State/UT Name	Agriculture and Farm Workers: Inspections made (Number) April,2007-March,2008	Agriculture and Farm Workers: Irregularities detected (Number) April,2007-March,2008	Agriculture and Farm Workers: Irregularities rectified (Number) April,2007-March,2008
(1)	(2)	(3)	(4)	(5)
1	ANDHRA PRADESH	0	0	0
2	ARUNACHAL PRADESH	0	0	0
3	ASSAM	0	0	0
4	BIHAR	82,625	13,135	13,152
5	CHHATISGARH	0	0	0
6	DELHI	815	349	287
7	GOA	0	0	0
8	GUJARAT	14,211	11,634	6,588
9	HARYANA	248	65	0
10	HIMACHAL PRADESH	0	0	0
11	JAMMU AND KASHMIR	0	0	0
12	JHARKHAND	0	0	0
13	KARNATAKA	0	0	0
14	KERALA	2,102	4,294	1,278
15	MADHYA PRADESH	0	0	0
16	MAHARASHTRA	0	0	0
17	MANIPUR	0	0	0
18	MEGHALAYA	50	0	0
19	MIZORAM	0	0	0
20	NAGALAND	0	0	0
21	ORISSA	6,600	5,464	4,109
22	PUDUCHERRY	626	0	0
23	PUNJAB	700	6	6
24	RAJASTHAN	943	20	8
25	SIKKIM	0	0	0
26	TAMIL NADU	0	0	0
27	TRIPURA	105	0	0
28	UTTARAKHAND	560	39	29
29	UTTAR PRADESH	8,631	3,986	0
30	WEST BENGAL	1,609	723	710
31	ANDAMAN AND NICOBAR ISLANDS	0	0	0
32	CHANDIGARH	10	10	10
33	DADRA AND NAGAR HAVELI	0	0	0
34	DAMAN AND DIU	0	0	0
35	LAKSHADWEEP	0	0	0
Grand Total		1,19,835	39,725	26,177

Table - 6(B)

Minimum Wages Enforcement (including Farm Labour)
(Unit: Number)

Sl. No.	State/UT Name	Agriculture and Farm Workers:	Agriculture and Farm Workers:
		Claims filed (Number) April,2007-March,2008	Claims settled (Number) April,2007-March,2008
(1)	(2)	(3)	(4)
1	ANDHRA PRADESH	0	0
2	ARUNACHAL PRADESH	0	0
3	ASSAM	0	0
4	BIHAR	4,577	4,212
5	CHHATISGARH	0	0
6	DELHI	4	14
7	GOA	0	0
8	GUJARAT	0	1
9	HARYANA	12	4
10	HIMACHAL PRADESH	0	0
11	JAMMU AND KASHMIR	0	0
12	JHARKHAND	0	0
13	KARNATAKA	0	0
14	KERALA	14	17
15	MADHYA PRADESH	0	0
16	MAHARASHTRA	0	0
17	MANIPUR	0	0
18	MEGHALAYA	0	0
19	MIZORAM	0	0
20	NAGALAND	1	0
21	ORISSA	0	0
22	PUDUCHERRY	0	0
23	PUNJAB	0	0
24	RAJASTHAN	38	14
25	SIKKIM	0	0
26	TAMIL NADU	0	0
27	TRIPURA	0	0
28	UTTARAKHAND	0	0
29	UTTAR PRADESH	260	1,107
30	WEST BENGAL	0	0
31	ANDAMAN AND NICOBAR ISLANDS	0	0
32	CHANDIGARH	0	10
33	DADRA AND NAGAR HAVELI	0	0
34	DAMAN AND DIU	0	0
35	LAKSHADWEEP	0	0
Grand Total		4,906	5,379

Table - 6(C)

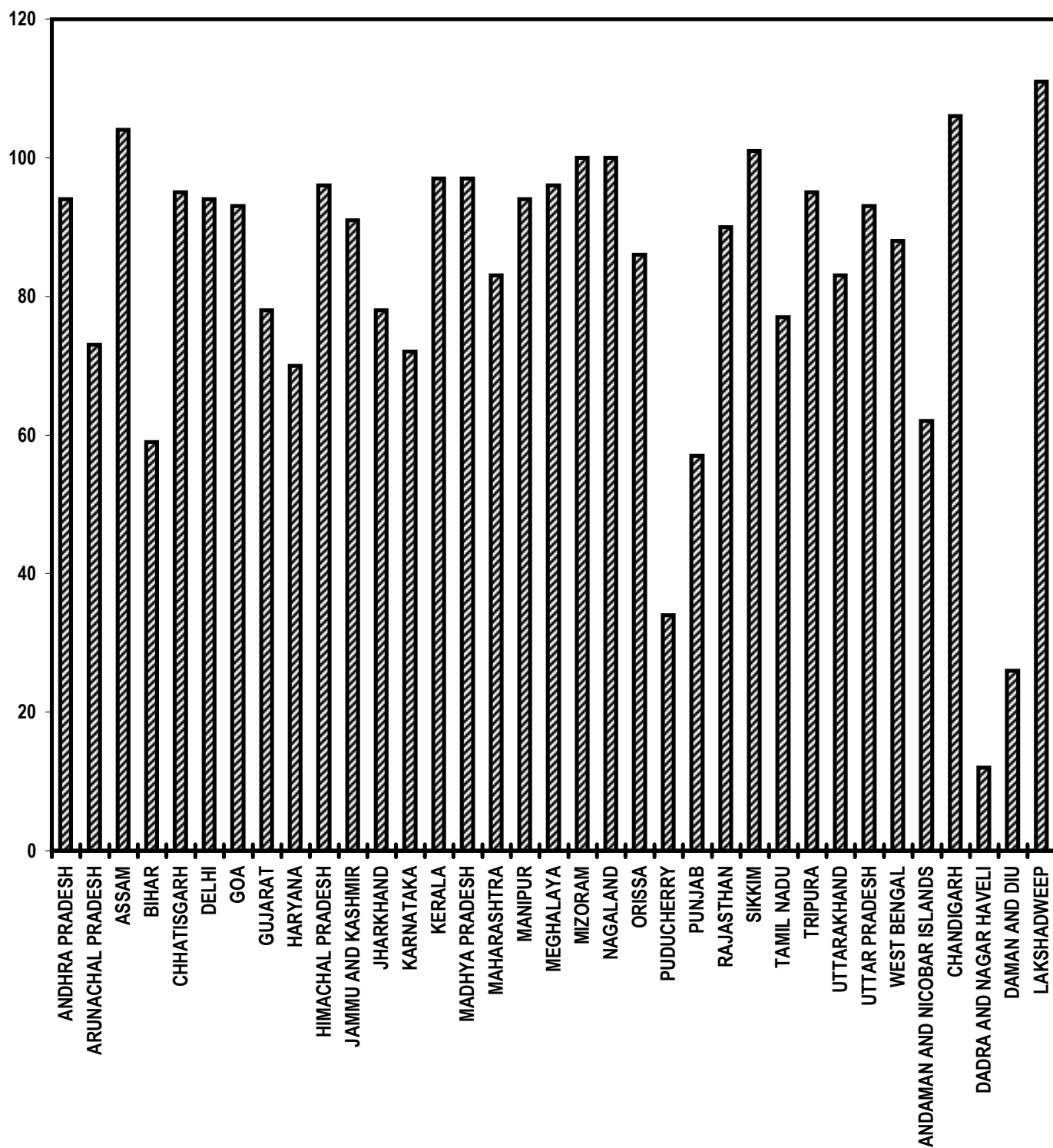
Minimum Wages Enforcement (including Farm Labour)

Sl. No.	State/UT Name	Agriculture and Farm Workers: Prosecution cases Pending (Number) April,2007-March,2008	Agriculture and Farm Workers: Prosecution cases filed (Number) April,2007-March,2008	Agriculture and Farm Workers: Prosecution cases decided (Number) April,2007-March,2008
		(3)	(4)	(5)
1	ANDHRA PRADESH	0	0	0
2	ARUNACHAL PRADESH	0	0	0
3	ASSAM	0	0	0
4	BIHAR	3,002	23	0
5	CHHATISGARH	0	0	0
6	DELHI	1,423	95	4
7	GOA	0	0	0
8	GUJARAT	58,436	468	209
9	HARYANA	1,029	16	28
10	HIMACHAL PRADESH	0	0	0
11	JAMMU AND KASHMIR	0	0	0
12	JHARKHAND	0	0	0
13	KARNATAKA	0	0	0
14	KERALA	500	49	52
15	MADHYA PRADESH	0	0	0
16	MAHARASHTRA	0	0	0
17	MANIPUR	0	0	0
18	MEGHALAYA	0	0	0
19	MIZORAM	0	0	0
20	NAGALAND	0	0	0
21	ORISSA	888	0	0
22	PUDUCHERRY	0	0	0
23	PUNJAB	0	0	0
24	RAJASTHAN	824	14	8
25	SIKKIM	0	0	0
26	TAMIL NADU	0	0	0
27	TRIPURA	0	0	0
28	UTTARAKHAND	27	8	0
29	UTTAR PRADESH	7,728	163	81
30	WEST BENGAL	955	0	0
31	ANDAMAN AND NICOBAR ISLANDS	0	0	0
32	CHANDIGARH	108	182	20
33	DADRA AND NAGAR HAVELI	0	0	0
34	DAMAN AND DIU	0	0	0
35	LAKSHADWEEP	0	0	0
Grand Total		74,920	1,018	402

Food security (Targeted Public Distribution system)

Off take

% Achievement of Target
During April,2007 to March,2008



States

Table - 7(A)

Food security (Targeted Public Distribution system)

Sl. No.	State/UT Name	Allocation of	Off take	Percentage of
		Food Grains (Tonnes) April,2007- March,2008	April,2007- March,2008	offtake w.r.t. Allocation of Food Grains
(1)	(2)	(3)	(4)	(5)
1	ANDHRA PRADESH	38,84,824	36,37,950	94
2	ARUNACHAL PRADESH	1,03,548	76,009	73
3	ASSAM	13,45,527	13,95,794	104
4	BIHAR	27,68,031	16,25,366	59
5	CHHATISGARH	8,25,416	7,80,621	95
6	DELHI	7,48,181	7,01,589	94
7	GOA	32,182	29,860	93
8	GUJARAT	11,30,035	8,82,491	78
9	HARYANA	4,51,917	3,16,172	70
10	HIMACHAL PRADESH	4,77,496	4,56,065	96
11	JAMMU AND KASHMIR	8,23,595	7,46,053	91
12	JHARKHAND	10,57,736	8,27,148	78
13	KARNATAKA	26,47,031	19,05,704	72
14	KERALA	11,84,607	11,50,792	97
15	MADHYA PRADESH	18,07,026	17,54,732	97
16	MAHARASHTRA	28,80,683	23,99,358	83
17	MANIPUR	1,07,657	1,01,145	94
18	MEGHALAYA	1,40,417	1,34,759	96
19	MIZORAM	85,047	85,112	100
20	NAGALAND	1,30,887	1,31,102	100
21	ORISSA	19,00,067	16,27,519	86
22	PUDUCHERRY	65,802	22,676	34
23	PUNJAB	2,80,025	1,59,181	57
24	RAJASTHAN	12,74,968	11,43,286	90
25	SIKKIM	45,792	46,349	101
26	TAMIL NADU	48,47,881	37,12,624	77
27	TRIPURA	2,63,211	2,49,934	95
28	UTTARAKHAND	3,41,541	2,84,050	83
29	UTTAR PRADESH	45,50,690	42,15,770	93
30	WEST BENGAL	30,23,204	26,52,009	88
31	ANDAMAN AND NICOBAR ISLANDS	29,244	18,066	62
32	CHANDIGARH	4,128	4,383	106
33	DADRA AND NAGAR HAVELI	11,812	1,447	12
34	DAMAN AND DIU	2,700	699	26
35	LAKSHADWEEP	4,837	5,363	111
Grand Total		3,92,77,745	3,32,81,178	85

Very Good:(90% or above of targets)

ANDHRA PRADESH, ASSAM, CHHATISGARH, DELHI, GOA, HIMACHAL PRADESH, JAMMU AND KASHMIR, KERALA, MADHYA PRADESH, MANIPUR, MEGHALAYA, MIZORAM, NAGALAND, RAJASTHAN, SIKKIM, TRIPURA, UTTAR PRADESH, CHANDIGARH, LAKSHADWEEP

Good:(Between 80% to 90% targets)

MAHARASHTRA, ORISSA, UTTARAKHAND, WEST BENGAL

Poor:(Below 80% of targets)

ARUNACHAL PRADESH, BIHAR, GUJARAT, HARYANA, JHARKHAND, KARNATAKA, PUDUCHERRY, PUNJAB, TAMIL NADU, ANDAMAN AND NICOBAR ISLANDS, DADRA AND NAGAR HAVELI, DAMAN AND DIU

Food security(Antodaya Anna Yojana)

Off take

% Achievement of Target
During April,2007 to March, 2008

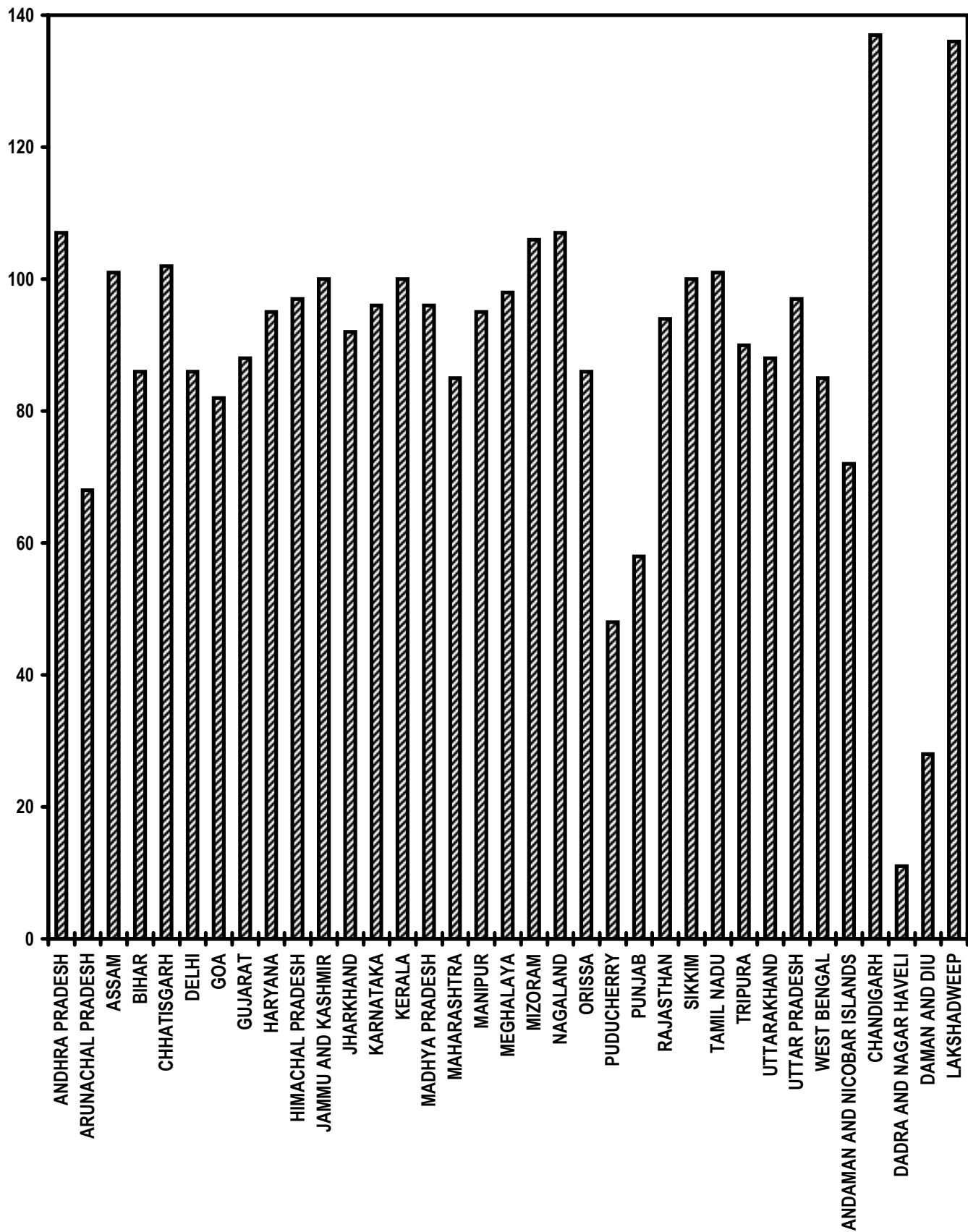


Table - 7(B)

Food Security (Antodaya Anna Yojana)

Sl. No.	State/UT Name	Allocation of	Off take	Percentage of
		Food Grains (Tonnes) April,2007- March,2008	April,2007- March,2008	offtake w.r.t. Allocation of Food Grains
(1)	(2)	(3)	(4)	(5)
1	ANDHRA PRADESH	6,54,288	6,98,399	107
2	ARUNACHAL PRADESH	15,972	10,857	68
3	ASSAM	2,95,446	2,98,027	101
4	BIHAR	10,19,988	8,72,397	86
5	CHHATISGARH	3,01,944	3,08,140	102
6	DELHI	45,906	39,361	86
7	GOA	6,108	5,037	82
8	GUJARAT	3,32,180	2,93,573	88
9	HARYANA	1,22,820	1,16,987	95
10	HIMACHAL PRADESH	82,740	80,022	97
11	JAMMU AND KASHMIR	1,07,388	1,07,711	100
12	JHARKHAND	3,52,091	3,23,037	92
13	KARNATAKA	5,03,892	4,84,189	96
14	KERALA	2,50,260	2,50,886	100
15	MADHYA PRADESH	6,52,662	6,29,096	96
16	MAHARASHTRA	10,21,671	8,66,000	85
17	MANIPUR	22,566	21,447	95
18	MEGHALAYA	29,484	28,978	98
19	MIZORAM	10,920	11,620	106
20	NAGALAND	19,968	21,434	107
21	ORISSA	5,31,120	4,57,078	86
22	PUDUCHERRY	13,548	6,540	48
23	PUNJAB	65,413	37,805	58
24	RAJASTHAN	3,91,488	3,67,385	94
25	SIKKIM	6,936	6,940	100
26	TAMIL NADU	7,83,144	7,94,610	101
27	TRIPURA	45,938	41,252	90
28	UTTARAKHAND	63,516	55,633	88
29	UTTAR PRADESH	17,19,480	16,67,590	97
30	WEST BENGAL	6,21,684	5,31,520	85
31	ANDAMAN AND NICOBAR ISLANDS	1,800	1,295	72
32	CHANDIGARH	888	1,213	137
33	DADRA AND NAGAR HAVELI	2,196	243	11
34	DAMAN AND DIU	636	177	28
35	LAKSHADWEEP	464	632	136
Grand Total		1,00,96,545	94,37,111	93

Very Good:(90% or above of targets)

ANDHRA PRADESH, ASSAM, CHHATISGARH, HARYANA, HIMACHAL PRADESH, JAMMU AND KASHMIR, JHARKHAND, KARNATAKA, KERALA, MADHYA PRADESH, MANIPUR, MEGHALAYA, MIZORAM, NAGALAND, RAJASTHAN, SIKKIM, TAMIL NADU, TRIPURA, UTTAR PRADESH, CHANDIGARH, LAKSHADWEEP

Good:(Between 80% to 90% targets)

BIHAR, DELHI, GOA, GUJARAT, MAHARASHTRA, ORISSA, UTTARAKHAND, WEST BENGAL

Poor:(Below 80% of targets)

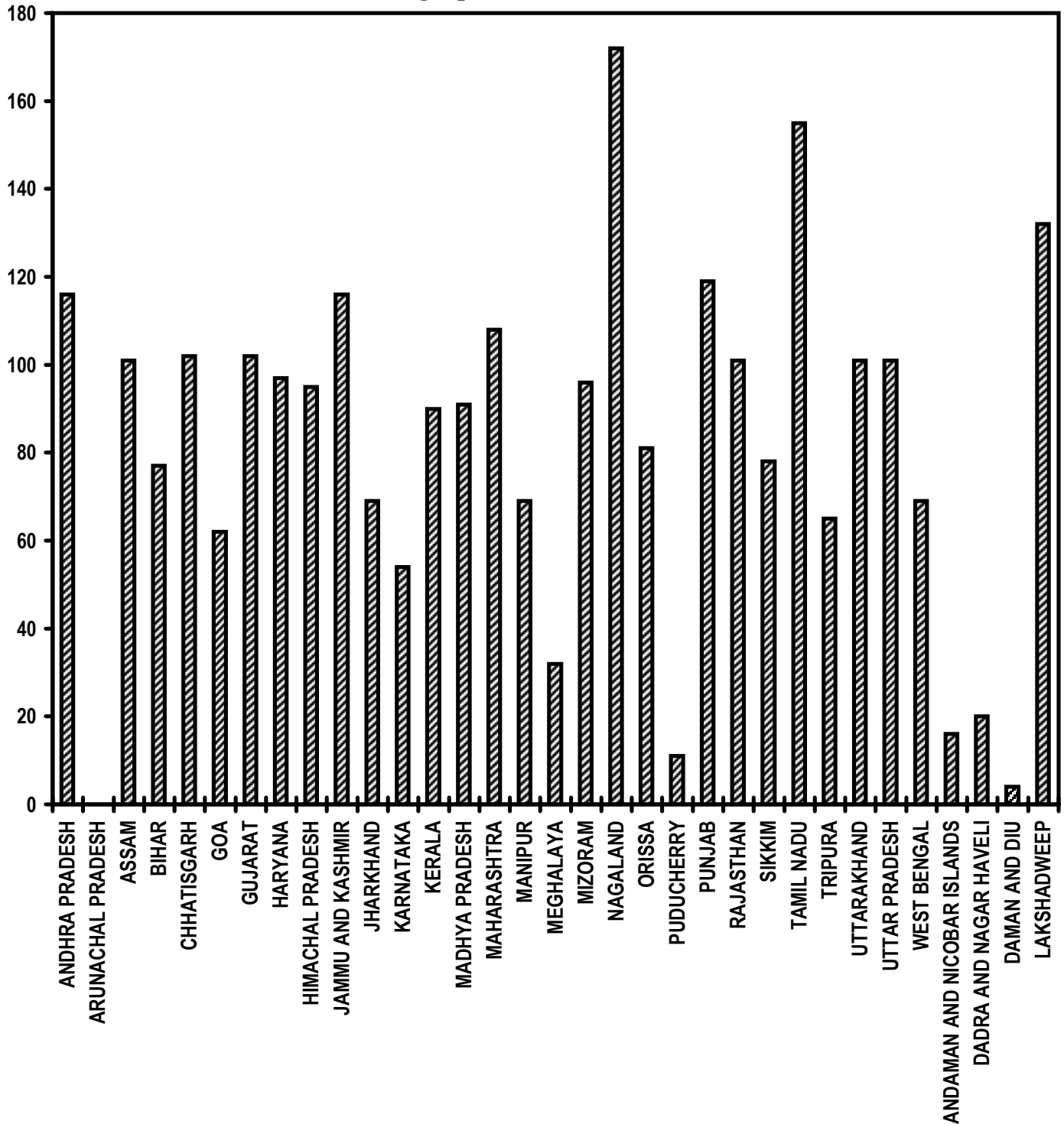
ARUNACHAL PRADESH, PUDUCHERRY, PUNJAB, ANDAMAN AND NICOBAR ISLANDS, DADRA AND NAGAR HAVELI, DAMAN AND DIU

Rural Housing - Indira Awaas Yojana

Houses constructed

% Achievement of Target

During April, 2007 to March, 2008



States

Table - 8

Rural Housing - Indira Awaas Yojana
Houses constructed
(Unit: Number)

Sl. No.	State/UT Name	Target 2007-2008	Achievement April,2007-March,2008	Percent Achievement April,2007-March,2008
(1)	(2)	(3)	(4)	(4)/(3)
1	ANDHRA PRADESH	1,92,148	2,23,268	116
2	ARUNACHAL PRADESH	6,765	0	0
3	ASSAM	1,49,593	1,50,775	101
4	BIHAR	5,67,171	4,36,186	77
5	CHHATISGARH	29,714	30,263	102
6	GOA	1,183	733	62
7	GUJARAT	94,234	96,234	102
8	HARYANA	13,231	12,896	97
9	HIMACHAL PRADESH	4,242	4,029	95
10	JAMMU AND KASHMIR	13,177	15,322	116
11	JHARKHAND	50,589	34,659	69
12	KARNATAKA	74,029	39,656	54
13	KERALA	41,167	37,094	90
14	MADHYA PRADESH	59,096	53,632	91
15	MAHARASHTRA	1,15,879	1,25,413	108
16	MANIPUR	5,872	4,049	69
17	MEGHALAYA	10,228	3,287	32
18	MIZORAM	2,180	2,094	96
19	NAGALAND	6,768	11,659	172
20	ORISSA	1,11,431	90,627	81
21	PUDUCHERRY	910	101	11
22	PUNJAB	16,362	19,400	119
23	RAJASTHAN	47,354	47,818	101
24	SIKKIM	1,294	1,007	78
25	TAMIL NADU	76,932	1,19,074	155
26	TRIPURA	13,178	8,518	65
27	UTTARAKHAND	11,611	11,673	101
28	UTTAR PRADESH	2,54,750	2,57,832	101
29	WEST BENGAL	1,53,709	1,06,419	69
30	ANDAMAN AND NICOBAR ISLANDS	1,828	287	16
31	DADRA AND NAGAR HAVELI	305	61	20
32	DAMAN AND DIU	136	5	4
33	LAKSHADWEEP	118	156	132
Grand Total		21,27,184	19,44,227	91

Very Good:(90% or above of targets)

ANDHRA PRADESH, ASSAM, CHHATISGARH, GUJARAT, HARYANA, HIMACHAL PRADESH, JAMMU AND KASHMIR, KERALA, MADHYA PRADESH, MAHARASHTRA, MIZORAM, NAGALAND, PUNJAB, RAJASTHAN, TAMIL NADU, UTTARAKHAND, UTTAR PRADESH, LAKSHADWEEP

Good:(Between 80% to 90% targets)

ORISSA

Poor:(Below 80% of targets)

ARUNACHAL PRADESH, BIHAR, GOA, JHARKHAND, KARNATAKA, MANIPUR, MEGHALAYA, PUDUCHERRY, SIKKIM, TRIPURA, WEST BENGAL, ANDAMAN AND NICOBAR ISLANDS, DADRA AND NAGAR HAVELI, DAMAN AND DIU

EWS/LIG Houses in Urban Areas

Houses constructed

% Achievement of Target

During April, 2007 to March, 2008

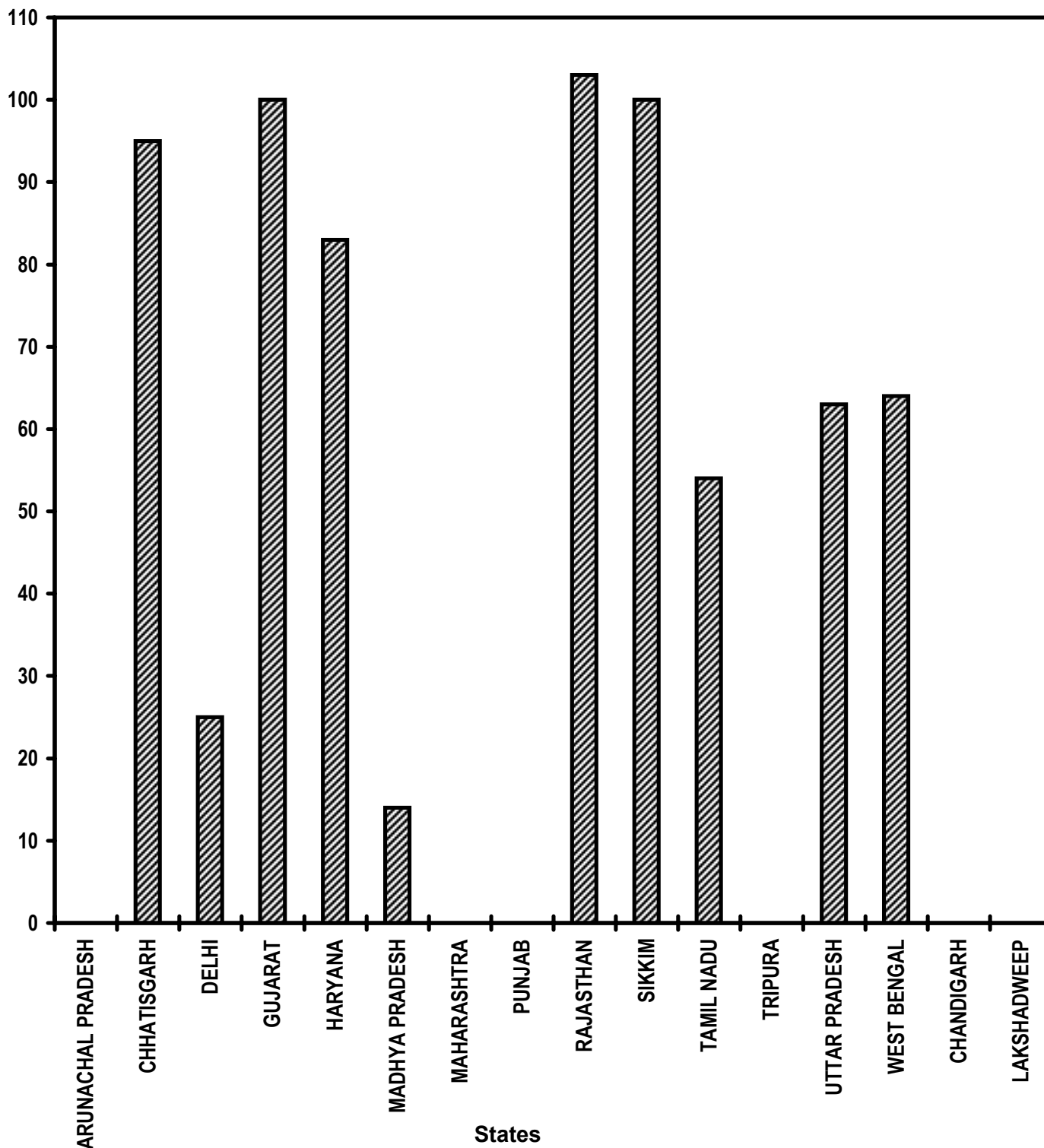


Table - 9

EWS/LIG Houses in Urban Areas
Houses constructed
(Unit: Number)

Sl. No.	State/UT Name	Target 2007-2008	Achievement April,2007-March,2008	Percent Achievement April,2007-March,2008
(1)	(2)	(3)	(4)	(4)/(3)
1	ARUNACHAL PRADESH	3,277	0	0
2	CHHATISGARH	11,500	10,979	95
3	DELHI	26,486	6,600	25
4	GUJARAT	500	500	100
5	HARYANA	1,340	1,117	83
6	MADHYA PRADESH	6,474	911	14
7	MAHARASHTRA	52,616	0	0
8	PUNJAB	7,500	0	0
9	RAJASTHAN	2,030	2,096	103
10	SIKKIM	4	4	100
11	TAMIL NADU	6,000	3,230	54
12	TRIPURA	5,400	0	0
13	UTTAR PRADESH	4,700	2,938	63
14	WEST BENGAL	348	224	64
15	CHANDIGARH	5,449	0	0
16	LAKSHADWEEP	80	0	0
<i>Grand Total</i>		1,33,704	28,599	21

Very Good:(90% or above of targets)

CHHATISGARH, GUJARAT, RAJASTHAN, SIKKIM

Good:(Between 80% to 90% targets)

HARYANA

Poor:(Below 80% of targets)

ARUNACHAL PRADESH, DELHI, MADHYA PRADESH, MAHARASHTRA, PUNJAB, TAMIL NADU,
 TRIPURA, UTTAR PRADESH, WEST BENGAL, CHANDIGARH, LAKSHADWEEP

Rural Areas - Accelerated Rural Water Supply Programme

Habitations covered (NC and PC)

% Achievement of Target
During April, 2007 to March, 2008

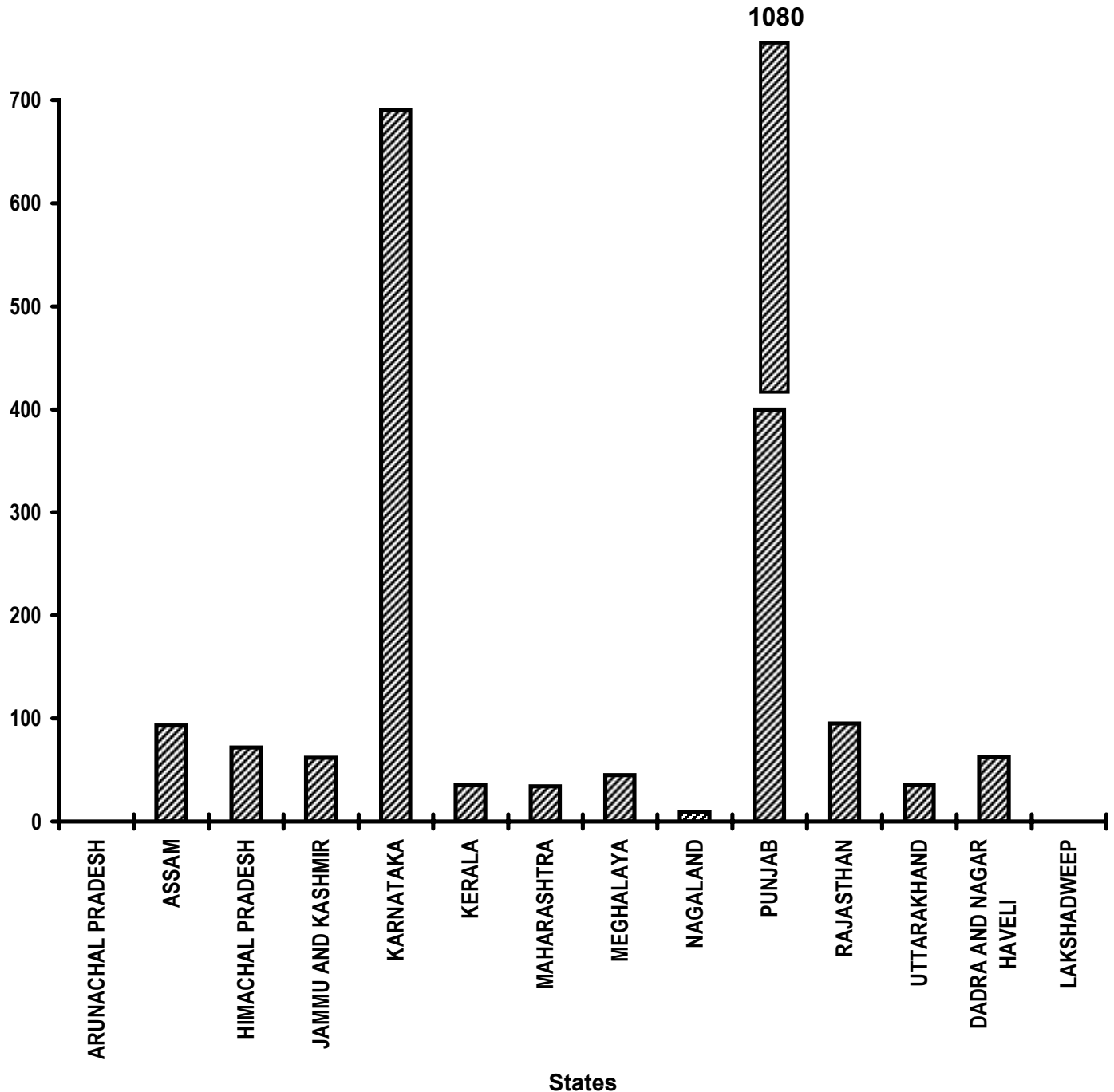


Table - 10(A)

Rural Areas - Accelerated Rural Water Supply Programme

Habitations covered (NC and PC)

(Unit: Number)

Sl. No.	State/UT Name	Target 2007-2008	Achievement April,2007-March,2008	Percent Achievement April,2007-March,2008
(1)	(2)	(3)	(4)	(4)/(3)
1	ARUNACHAL PRADESH	103	0	0
2	ASSAM	2,344	2,183	93
3	HIMACHAL PRADESH	1,941	1,407	72
4	JAMMU AND KASHMIR	1,008	622	62
5	KARNATAKA	800	5,518	690
6	KERALA	2,400	832	35
7	MAHARASHTRA	7,103	2,390	34
8	MEGHALAYA	69	31	45
9	NAGALAND	300	28	9
10	PUNJAB	8	87	1,088
11	RAJASTHAN	677	643	95
12	UTTARAKHAND	118	41	35
13	DADRA AND NAGAR HAVELI	8	5	62
14	LAKSHADWEEP	7	0	0
<i>Grand Total</i>		16,886	13,787	82

Very Good:(90% or above of targets)

ASSAM, KARNATAKA, PUNJAB, RAJASTHAN

Poor:(Below 80% of targets)

ARUNACHAL PRADESH, HIMACHAL PRADESH, JAMMU AND KASHMIR, KERALA, MAHARASHTRA, MEGHALAYA, NAGALAND, UTTARAKHAND, DADRA AND NAGAR HAVELI, LAKSHADWEEP

Rural Areas - Accelerated Rural Water Supply Programme

Slipped back habitations and habitations with water quality problems covered

% Achievement of Target
During April, 2007 to March, 2008

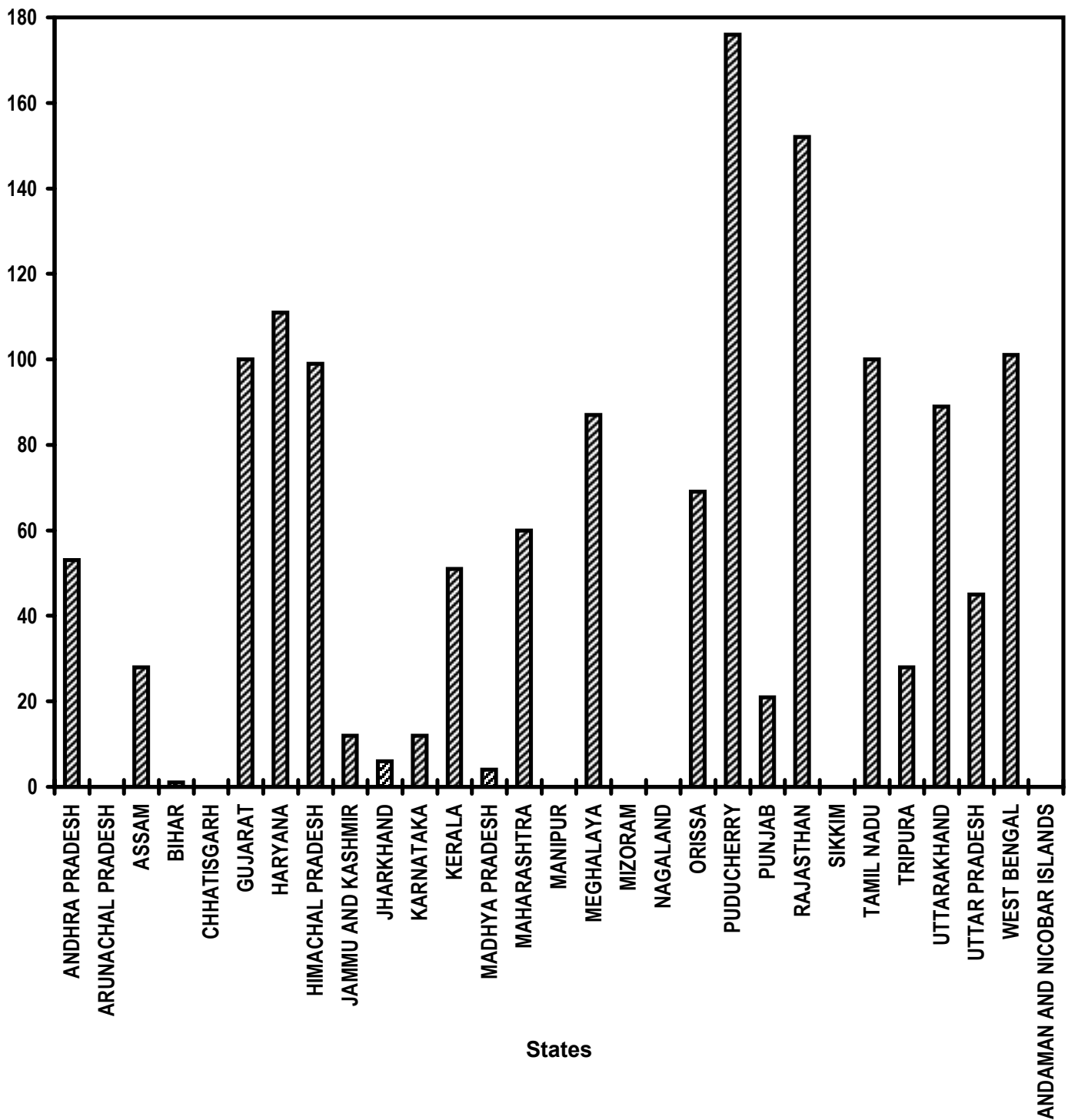


Table - 10(B)

Rural Areas - Accelerated Rural Water Supply Programme
Slipped back habitations and habitations with water quality problems covered
(Unit: Number)

Sl. No.	State/UT Name	Target 2007-2008	Achievement April,2007-March,2008	Percent Achievement April,2007-March,2008
(1)	(2)	(3)	(4)	(4)/(3)
1	ANDHRA PRADESH	9,910	5,295	53
2	ARUNACHAL PRADESH	1,481	0	0
3	ASSAM	10,336	2,877	28
4	BIHAR	20,963	141	1
5	CHHATISGARH	3,714	0	0
6	GUJARAT	3,139	3,143	100
7	HARYANA	823	917	111
8	HIMACHAL PRADESH	3,103	3,070	99
9	JAMMU AND KASHMIR	1,050	125	12
10	JHARKHAND	5,479	308	6
11	KARNATAKA	5,572	642	12
12	KERALA	145	74	51
13	MADHYA PRADESH	10,107	370	4
14	MAHARASHTRA	7,783	4,684	60
15	MANIPUR	3	0	0
16	MEGHALAYA	1,352	1,174	87
17	MIZORAM	89	0	0
18	NAGALAND	81	0	0
19	ORISSA	5,577	3,852	69
20	PUDUCHERRY	21	37	176
21	PUNJAB	2,427	501	21
22	RAJASTHAN	21,347	32,550	152
23	SIKKIM	254	0	0
24	TAMIL NADU	12,538	12,549	100
25	TRIPURA	589	166	28
26	UTTARAKHAND	2,376	2,126	89
27	UTTAR PRADESH	3,587	1,628	45
28	WEST BENGAL	4,761	4,826	101
29	ANDAMAN AND NICOBAR ISLANDS	6	0	0
Grand Total		1,38,613	81,055	58

Very Good:(90% or above of targets)

GUJARAT, HARYANA, HIMACHAL PRADESH, PUDUCHERRY, RAJASTHAN, TAMIL NADU, WEST

Good:(Between 80% to 90% targets)

MEGHALAYA, UTTARAKHAND

Poor:(Below 80% of targets)

ANDHRA PRADESH, ARUNACHAL PRADESH, ASSAM, BIHAR, CHHATISGARH, JAMMU AND KASHMIR, JHARKHAND, KARNATAKA, KERALA, MADHYA PRADESH, MAHARASHTRA, MANIPUR, MIZORAM, NAGALAND, ORISSA, PUNJAB, SIKKIM, TRIPURA, UTTAR PRADESH, ANDAMAN AND NICOBAR

Table - 11

**Sanitation Programme in Rural Areas
(Unit: Number)**

		Individual Household latrines constructed (Number) April, 2007- March, 2008
Sl. No.	State/UT Name	
(1)	(2)	(3)
1	ANDHRA PRADESH	3,89,242
2	ARUNACHAL PRADESH	5,478
3	ASSAM	89,139
4	BIHAR	5,13,050
5	CHHATISGARH	5,06,722
6	DELHI	0
7	GOA	310
8	GUJARAT	8,47,897
9	HARYANA	6,58,943
10	HIMACHAL PRADESH	1,36,043
11	JAMMU AND KASHMIR	39,559
12	JHARKHAND	3,18,227
13	KARNATAKA	7,20,063
14	KERALA	2,90,185
15	MADHYA PRADESH	8,68,312
16	MAHARASHTRA	11,91,643
17	MANIPUR	3,479
18	MEGHALAYA	23,311
19	MIZORAM	15,653
20	NAGALAND	12,156
21	ORISSA	4,75,904
22	PUDUCHERRY	545
23	PUNJAB	1,71,713
24	RAJASTHAN	8,09,476
25	SIKKIM	9,201
26	TAMIL NADU	6,52,343
27	TRIPURA	2,941
28	UTTARAKHAND	75,801
29	UTTAR PRADESH	25,78,123
30	WEST BENGAL	6,92,256
31	ANDAMAN AND NICOBAR ISLANDS	0
32	CHANDIGARH	0
33	DADRA AND NAGAR HAVELI	0
34	DAMAN AND DIU	0
35	LAKSHADWEEP	0
Grand Total		1,20,97,715

Table - 12

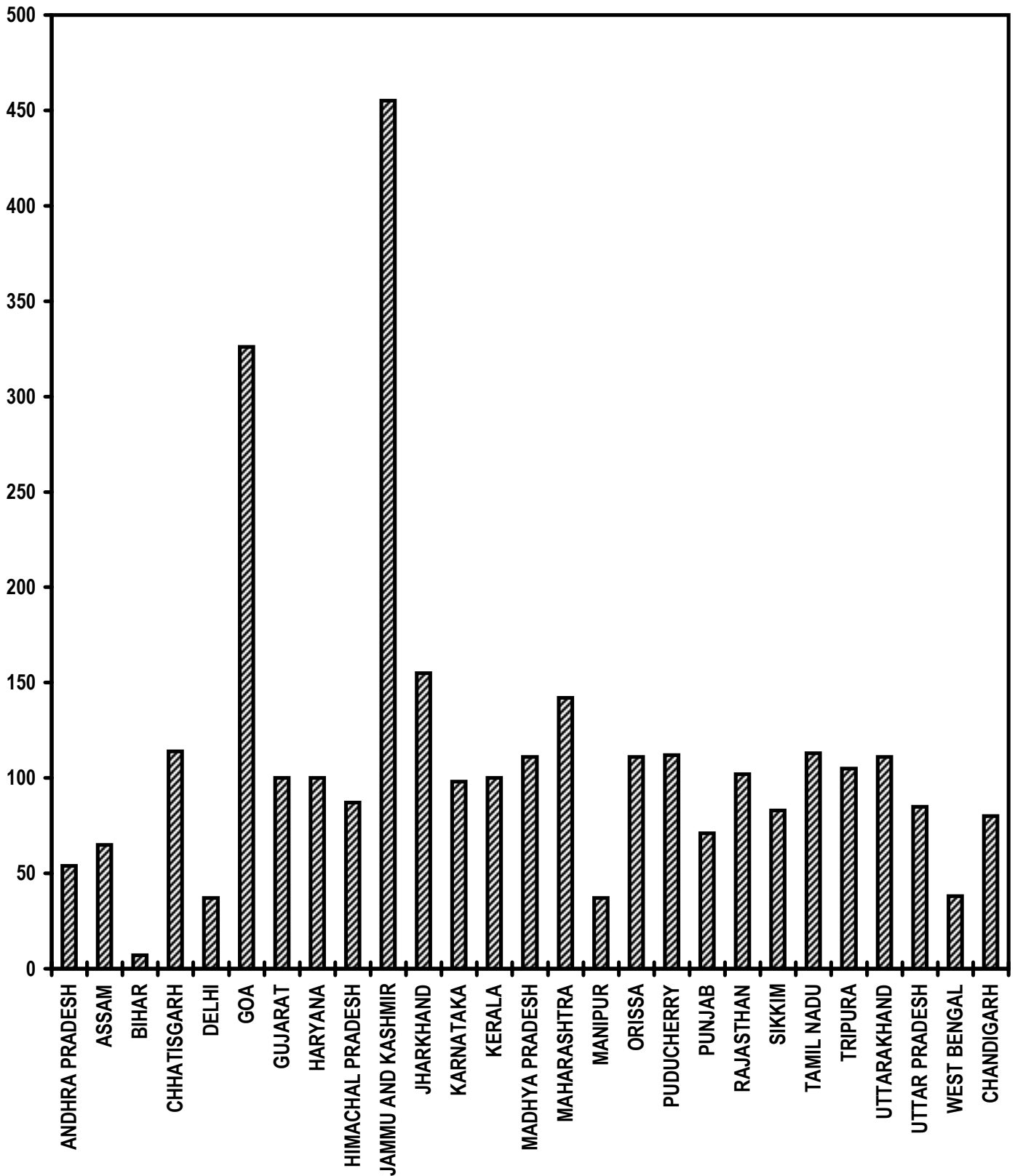
Institutional Delivery
(Unit: Number)

		Delivery in institutions
		(Number)
Sl. No.	State/UT Name	April,2007- March,2008
(1)	(2)	(3)
1	ANDHRA PRADESH	12,71,195
2	ARUNACHAL PRADESH	2,539
3	ASSAM	3,22,557
4	BIHAR	4,74,258
5	CHHATISGARH	99,766
6	DELHI	1,49,276
7	GOA	20,517
8	GUJARAT	9,20,652
9	HARYANA	0
10	HIMACHAL PRADESH	57,625
11	JAMMU AND KASHMIR	1,50,466
12	JHARKHAND	1,30,730
13	KARNATAKA	6,43,333
14	KERALA	4,48,514
15	MADHYA PRADESH	12,92,347
16	MAHARASHTRA	11,10,123
17	MANIPUR	19,144
18	MEGHALAYA	23,198
19	MIZORAM	0
20	NAGALAND	0
21	ORISSA	4,40,234
22	PUDUCHERRY	49,660
23	PUNJAB	2,24,171
24	RAJASTHAN	10,18,842
25	SIKKIM	5,714
26	TAMIL NADU	11,08,586
27	TRIPURA	30,908
28	UTTARAKHAND	71,835
29	UTTAR PRADESH	15,64,737
30	WEST BENGAL	7,92,186
31	ANDAMAN AND NICOBAR ISLANDS	4,766
32	CHANDIGARH	18,266
33	DADRA AND NAGAR HAVELI	296
34	DAMAN AND DIU	2,483
35	LAKSHADWEEP	635
Grand Total		1,24,69,559

SC Families Assisted

% Achievement of Target

During April,2007 to March, 2008



States

49

Table - 13

SC Families Assisted
(Unit: Number)

Sl. No.	State/UT Name	Target 2007-2008	Achievement April,2007-March,2008	Percent Achievement April,2007-March,2008
(1)	(2)	(3)	(4)	(4)/(3)
1	ANDHRA PRADESH	4,50,000	2,45,114	54
2	ASSAM	44,000	28,425	65
3	BIHAR	2,55,000	17,349	7
4	CHHATISGARH	3,75,000	4,26,805	114
5	DELHI	5,000	1,825	36
6	GOA	550	1,794	326
7	GUJARAT	1,40,000	1,39,448	100
8	HARYANA	88,500	88,484	100
9	HIMACHAL PRADESH	58,000	50,311	87
10	JAMMU AND KASHMIR	1,100	5,003	455
11	JHARKHAND	5,50,000	8,53,325	155
12	KARNATAKA	5,00,000	4,89,648	98
13	KERALA	33,000	32,945	100
14	MADHYA PRADESH	2,43,000	2,69,166	111
15	MAHARASHTRA	1,54,000	2,18,396	142
16	MANIPUR	550	204	37
17	ORISSA	72,600	80,395	111
18	PUDUCHERRY	5,000	5,590	112
19	PUNJAB	88,000	62,574	71
20	RAJASTHAN	4,12,000	4,18,723	102
21	SIKKIM	2,200	1,828	83
22	TAMIL NADU	9,00,000	10,14,084	113
23	TRIPURA	22,000	23,194	105
24	UTTARAKHAND	7,000	7,735	110
25	UTTAR PRADESH	2,57,000	2,18,525	85
26	WEST BENGAL	1,10,000	41,442	38
27	CHANDIGARH	700	558	80
Grand Total		47,74,200	47,42,890	99

Very Good:(90% or above of targets)

CHHATISGARH, GOA, GUJARAT, HARYANA, JAMMU AND KASHMIR, JHARKHAND, KARNATAKA, KERALA, MADHYA PRADESH, MAHARASHTRA, ORISSA, PUDUCHERRY, RAJASTHAN, TAMIL NADU, TRIPURA, UTTARAKHAND

Good:(Between 80% to 90% targets)

HIMACHAL PRADESH, SIKKIM, UTTAR PRADESH, CHANDIGARH

Poor:(Below 80% of targets)

ANDHRA PRADESH, ASSAM, BIHAR, DELHI, MANIPUR, PUNJAB, WEST BENGAL

Table - 14

ST Families Assisted
(Unit: Number)

Sl. No.	State/UT Name	Target 2007-2008	Achievement April,2007-March,2008	Percent Achievement April,2007-March,2008
(1)	(2)	(3)	(4)	(4)/(3)
1	ANDHRA PRADESH	-	2,09,767	-
2	ARUNACHAL PRADESH	-	0	-
3	ASSAM	-	52,828	-
4	BIHAR	-	1,189	-
5	CHHATISGARH	-	8,92,582	-
6	DELHI	-	0	-
7	GOA	-	27,080	-
8	GUJARAT	-	1,82,657	-
9	HARYANA	-	0	-
10	HIMACHAL PRADESH	-	11,808	-
11	JAMMU AND KASHMIR	-	48,807	-
12	JHARKHAND	-	20,57,071	-
13	KARNATAKA	-	64,632	-
14	KERALA	-	5,154	-
15	MADHYA PRADESH	-	2,60,334	-
16	MAHARASHTRA	-	2,05,207	-
17	MANIPUR	-	3,929	-
18	MEGHALAYA	-	0	-
19	MIZORAM	-	0	-
20	NAGALAND	-	0	-
21	ORISSA	-	2,06,632	-
22	PUDUCHERRY	-	0	-
23	PUNJAB	-	0	-
24	RAJASTHAN	-	88,453	-
25	SIKKIM	-	5,111	-
26	TAMIL NADU	-	37,401	-
27	TRIPURA	-	12,609	-
28	UTTARAKHAND	-	1,572	-
29	UTTAR PRADESH	-	1,091	-
30	WEST BENGAL	-	5,744	-
31	ANDAMAN AND NICOBAR ISLANDS	-	198	-
32	CHANDIGARH	-	0	-
33	DADRA AND NAGAR HAVELI	-	0	-
34	DAMAN AND DIU	-	212	-
35	LAKSHADWEEP	-	0	-
<i>Grand Total</i>		-	43,82,068	-

Universalization of ICDS Scheme

ICDS Blocks Operational (Cumulative)

% Achievement of Target

During April, 2007 to March, 2008

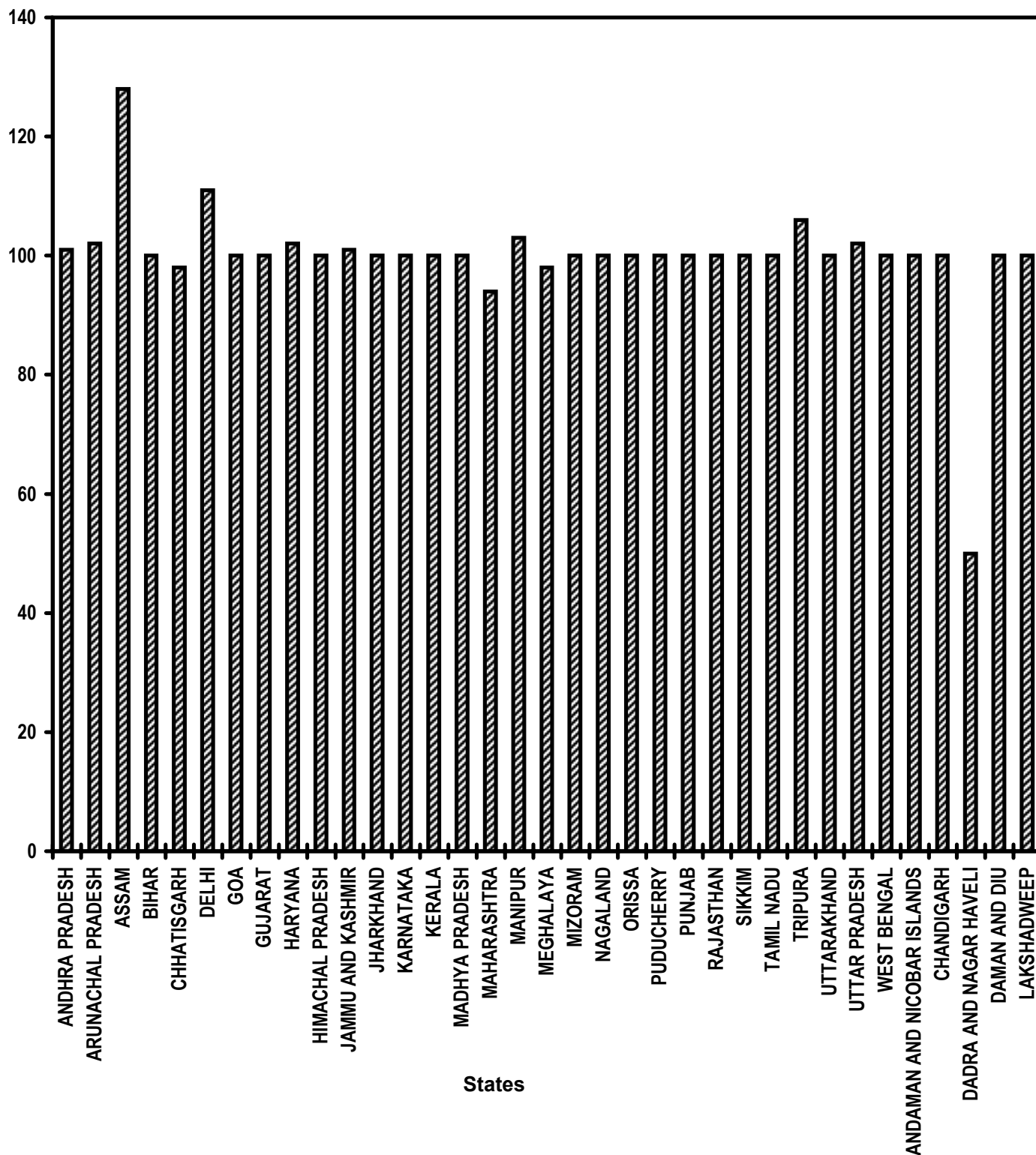


Table - 15

Universalization of ICDS Scheme
ICDS Blocks Operational (Cumulative)
(Unit: Number)

Sl. No.	State/UT Name	Target 2007-2008	Achievement April,2007-March,2008	Percent Achievement April,2007-March,2008
(1)	(2)	(3)	(4)	(4)/(3)
1	ANDHRA PRADESH	382	385	101
2	ARUNACHAL PRADESH	83	85	102
3	ASSAM	222	284	128
4	BIHAR	538	537	100
5	CHHATISGARH	162	158	98
6	DELHI	45	50	111
7	GOA	11	11	100
8	GUJARAT	260	260	100
9	HARYANA	134	137	102
10	HIMACHAL PRADESH	76	76	100
11	JAMMU AND KASHMIR	140	141	101
12	JHARKHAND	204	204	100
13	KARNATAKA	185	185	100
14	KERALA	163	163	100
15	MADHYA PRADESH	367	367	100
16	MAHARASHTRA	441	416	94
17	MANIPUR	37	38	103
18	MEGHALAYA	40	39	98
19	MIZORAM	23	23	100
20	NAGALAND	56	56	100
21	ORISSA	326	326	100
22	PUDUCHERRY	5	5	100
23	PUNJAB	148	148	100
24	RAJASTHAN	277	278	100
25	SIKKIM	11	11	100
26	TAMIL NADU	434	434	100
27	TRIPURA	53	56	106
28	UTTARAKHAND	99	99	100
29	UTTAR PRADESH	878	896	102
30	WEST BENGAL	416	414	100
31	ANDAMAN AND NICOBAR ISLANDS	5	5	100
32	CHANDIGARH	3	3	100
33	DADRA AND NAGAR HAVELI	2	1	50
34	DAMAN AND DIU	2	2	100
35	LAKSHADWEEP	1	1	100
Grand Total		6,229	6,294	101

Very Good:(90% or above of targets)

ANDHRA PRADESH, ARUNACHAL PRADESH, ASSAM, BIHAR, CHHATISGARH, DELHI, GOA, GUJARAT, HARYANA, HIMACHAL PRADESH, JAMMU AND KASHMIR, JHARKHAND, KARNATAKA, KERALA, MADHYA PRADESH, MAHARASHTRA, MANIPUR, MEGHALAYA, MIZORAM, NAGALAND, ORISSA, PUDUCHERRY, PUNJAB, RAJASTHAN, SIKKIM, TAMIL NADU, TRIPURA, UTTARAKHAND, UTTAR PRADESH, WEST BENGAL, ANDAMAN AND NICOBAR ISLANDS, CHANDIGARH, DAMAN AND DIU, LAKSHADWEEP

Poor:(Below 80% of targets)

DADRA AND NAGAR HAVELI

Functional Anganwadis

(Cumulative)

% Achievement of Target

During April, 2007 to March, 2008

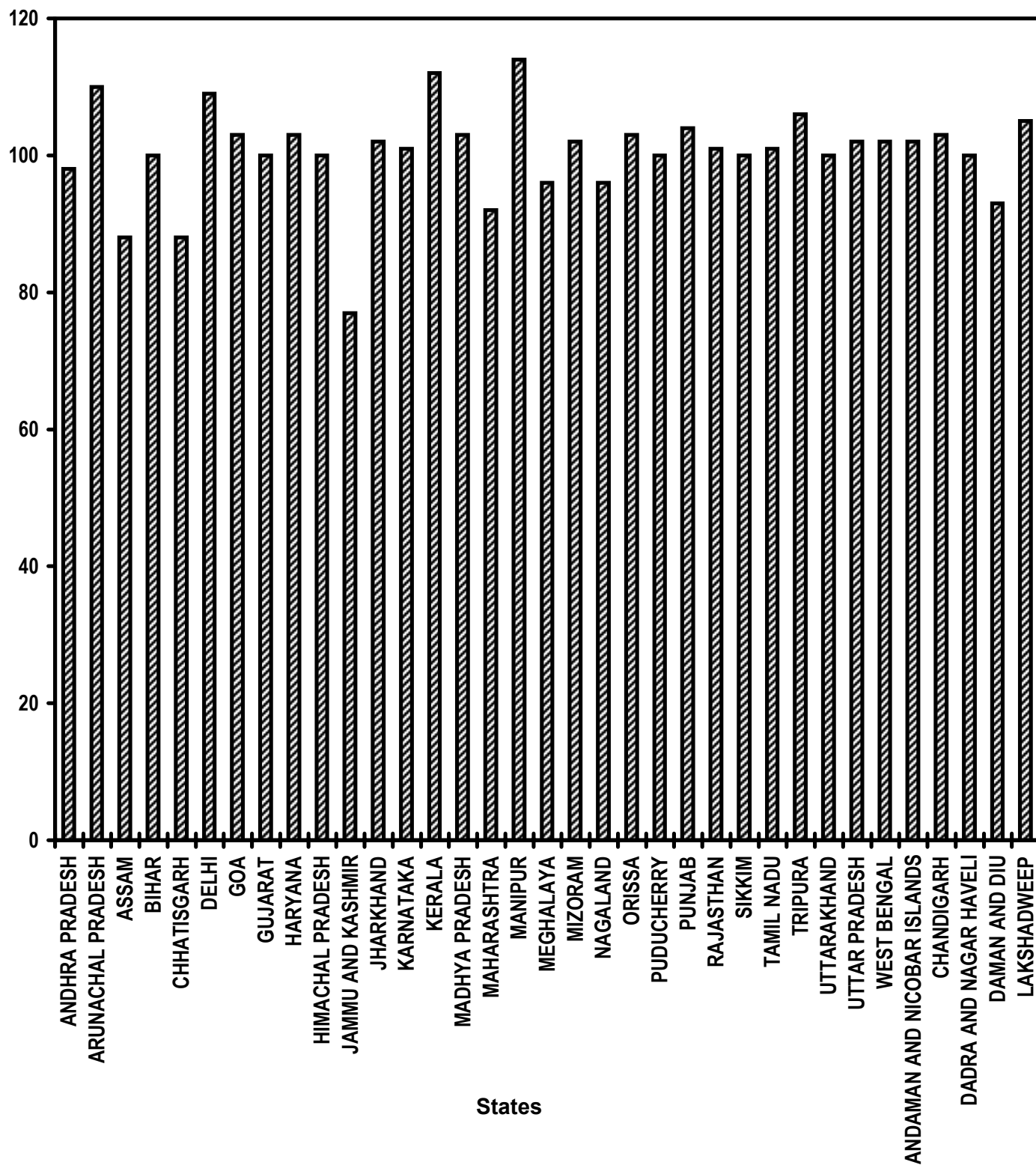


Table - 16

Functional Anganwadis
Anganwadis Functional (Cumulative)
(Unit: Number)

Sl. No.	State/UT Name	Target 2007-2008	Achievement April,2007-March,2008	Percent Achievement April,2007-March,2008
(1)	(2)	(3)	(4)	(4)/(3)
1	ANDHRA PRADESH	71,256	69,986	98
2	ARUNACHAL PRADESH	3,905	4,277	110
3	ASSAM	35,580	31,230	88
4	BIHAR	80,528	80,211	100
5	CHHATISGARH	33,287	29,355	88
6	DELHI	5,603	6,091	109
7	GOA	1,082	1,112	103
8	GUJARAT	43,371	43,195	100
9	HARYANA	16,942	17,444	103
10	HIMACHAL PRADESH	18,248	18,248	100
11	JAMMU AND KASHMIR	23,382	17,910	77
12	JHARKHAND	31,724	32,343	102
13	KARNATAKA	53,466	54,260	101
14	KERALA	28,651	32,200	112
15	MADHYA PRADESH	66,264	68,306	103
16	MAHARASHTRA	82,494	75,663	92
17	MANIPUR	6,698	7,639	114
18	MEGHALAYA	3,325	3,195	96
19	MIZORAM	1,655	1,682	102
20	NAGALAND	3,146	3,035	96
21	ORISSA	40,432	41,697	103
22	PUDUCHERRY	688	688	100
23	PUNJAB	19,345	20,169	104
24	RAJASTHAN	47,919	48,354	101
25	SIKKIM	988	988	100
26	TAMIL NADU	46,803	47,265	101
27	TRIPURA	6,974	7,359	106
28	UTTARAKHAND	9,102	9,111	100
29	UTTAR PRADESH	1,46,776	1,50,142	102
30	WEST BENGAL	86,898	88,456	102
31	ANDAMAN AND NICOBAR ISLANDS	657	672	102
32	CHANDIGARH	358	370	103
33	DADRA AND NAGAR HAVELI	218	219	100
34	DAMAN AND DIU	104	97	93
35	LAKSHADWEEP	83	87	105
Grand Total		10,17,952	10,13,056	100

Very Good:(90% or above of targets)

ANDHRA PRADESH, ARUNACHAL PRADESH, BIHAR, DELHI, GOA, GUJARAT, HARYANA, HIMACHAL PRADESH, JHARKHAND, KARNATAKA, KERALA, MADHYA PRADESH, MAHARASHTRA, MANIPUR, MEGHALAYA, MIZORAM, NAGALAND, ORISSA, PUDUCHERRY, PUNJAB, RAJASTHAN, SIKKIM, TAMIL NADU, TRIPURA, UTTARAKHAND, UTTAR PRADESH, WEST BENGAL, ANDAMAN AND NICOBAR ISLANDS, CHANDIGARH, DADRA AND NAGAR HAVELI, DAMAN AND DIU, LAKSHADWEEP

Good:(Between 80% to 90% targets)

ASSAM, CHHATISGARH

Poor:(Below 80% of targets)

JAMMU AND KASHMIR

No. of Urban poor families assisted under Seven Point Charter

Poor Families Assisted
% Achievement of Target
During April,2007 to March, 2008

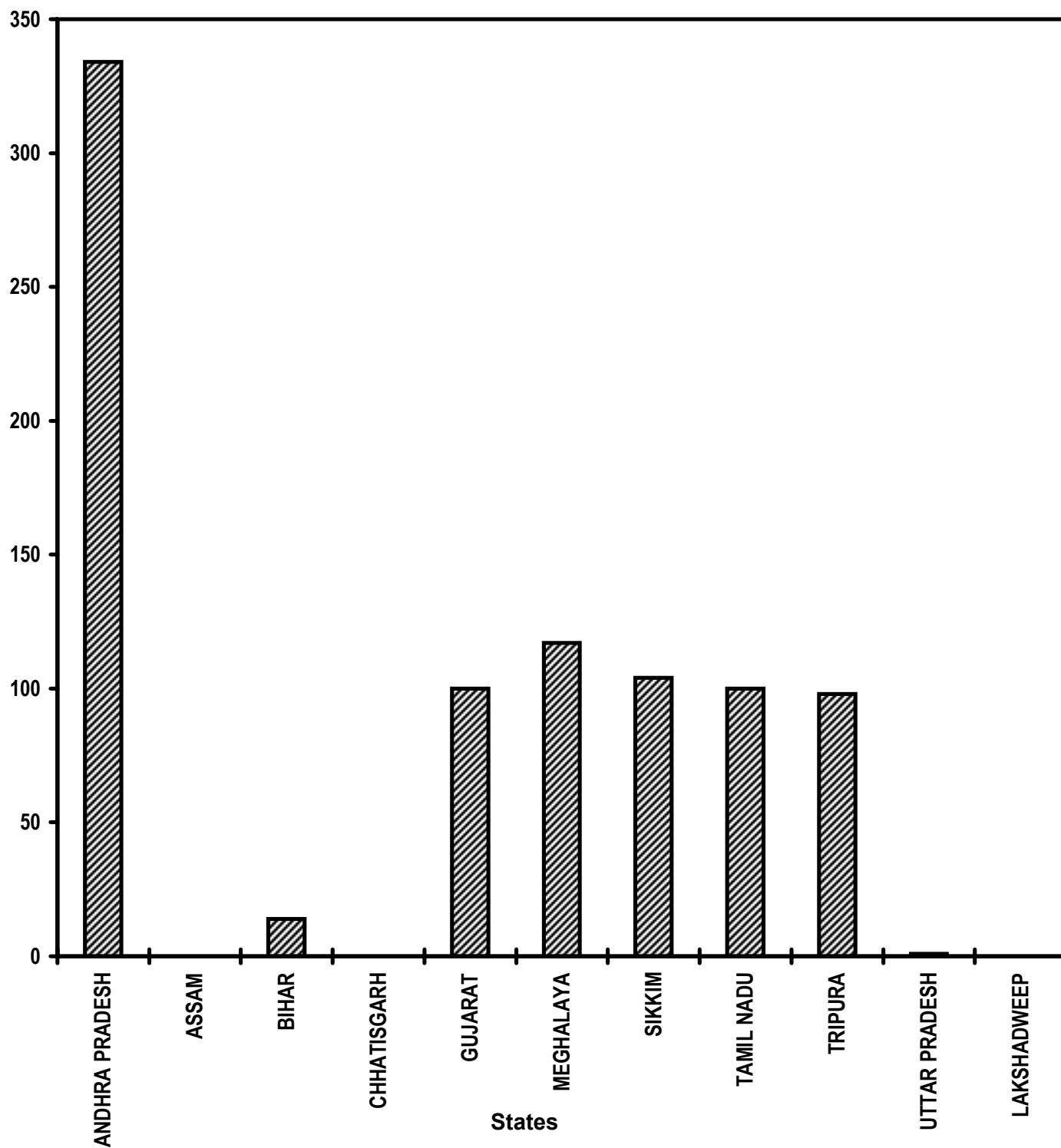


Table - 17

**No. of Urban poor families assisted under Seven Point Charter
Poor Families Assisted
(Unit: Number)**

Sl. No.	State/UT Name	Target 2007-2008	Achievement April,2007-March,2008	Percent Achievement April,2007-March,2008
(1)	(2)	(3)	(4)	(4)/(3)
1	ANDHRA PRADESH	79,320	2,64,727	334
2	ASSAM	288	0	0
3	BIHAR	14,200	2,025	14
4	CHHATISGARH	5,000	0	0
5	GUJARAT	4,000	4,000	100
6	MEGHALAYA	1,125	1,311	117
7	SIKKIM	1,000	1,041	104
8	TAMIL NADU	8,000	8,000	100
9	TRIPURA	2,380	2,340	98
10	UTTAR PRADESH	6,168	70	1
11	LAKSHADWEEP	20	0	0
<i>Grand Total</i>		1,21,501	2,83,514	233

Very Good:(90% or above of targets)

ANDHRA PRADESH, GUJARAT, MEGHALAYA, SIKKIM, TAMIL NADU, TRIPURA

Poor:(Below 80% of targets)

ASSAM, BIHAR, CHHATISGARH, UTTAR PRADESH, LAKSHADWEEP

Afforestation (Public and Forest Lands)

Area Covered under Plantation

% Achievement of Target
During April, 2007 to March, 2008

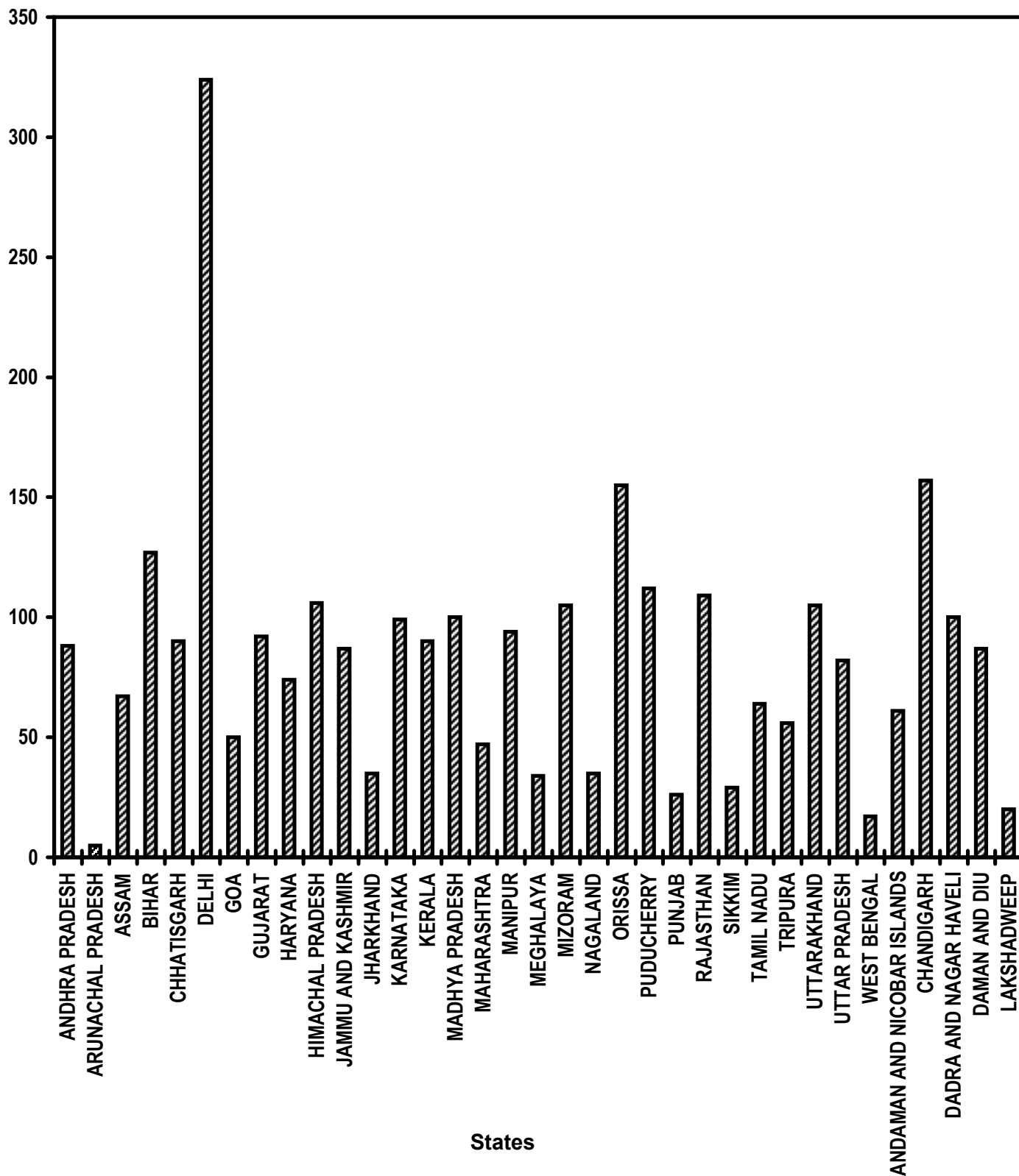


Table - 18(A)

**Afforestation (Public and Forest Lands)
Area Covered under Plantation
(Unit: Hectares)**

Sl. No.	State/UT Name	Target 2007-2008	Achievement April,2007-March,2008	Percent Achievement April,2007-March,2008
(1)	(2)	(3)	(4)	(4)/(3)
1	ANDHRA PRADESH	3,00,000	2,64,987	88
2	ARUNACHAL PRADESH	10,000	536	5
3	ASSAM	20,000	13,365	67
4	BIHAR	20,000	25,371	127
5	CHHATISGARH	1,00,000	90,100	90
6	DELHI	25	81	324
7	GOA	1,000	498	50
8	GUJARAT	1,00,000	92,164	92
9	HARYANA	20,000	14,786	74
10	HIMACHAL PRADESH	20,000	21,162	106
11	JAMMU AND KASHMIR	35,000	30,419	87
12	JHARKHAND	1,00,000	35,121	35
13	KARNATAKA	80,000	79,474	99
14	KERALA	10,000	9,045	90
15	MADHYA PRADESH	2,50,000	2,50,000	100
16	MAHARASHTRA	1,00,000	47,020	47
17	MANIPUR	10,000	9,433	94
18	MEGHALAYA	6,000	2,068	34
19	MIZORAM	9,000	9,489	105
20	NAGALAND	25,000	8,784	35
21	ORISSA	80,000	1,23,646	155
22	PUDUCHERRY	75	84	112
23	PUNJAB	15,000	3,862	26
24	RAJASTHAN	80,000	87,433	109
25	SIKKIM	12,000	3,457	29
26	TAMIL NADU	1,60,000	1,01,795	64
27	TRIPURA	15,000	8,419	56
28	UTTARAKHAND	1,40,000	1,46,428	105
29	UTTAR PRADESH	60,000	48,912	82
30	WEST BENGAL	80,000	13,397	17
31	ANDAMAN AND NICOBAR ISLANDS	1,500	915	61
32	CHANDIGARH	150	236	157
33	DADRA AND NAGAR HAVELI	200	200	100
34	DAMAN AND DIU	30	26	87
35	LAKSHADWEEP	20	4	20
Grand Total		18,60,000	15,42,717	83

Very Good:(90% or above of targets)

BIHAR, CHHATISGARH, DELHI, GUJARAT, HIMACHAL PRADESH, KARNATAKA, KERALA, MADHYA PRADESH, MANIPUR, MIZORAM, ORISSA, PUDUCHERRY, RAJASTHAN, UTTARAKHAND, CHANDIGARH, DADRA AND NAGAR HAVELI

Good:(Between 80% to 90% targets)

ANDHRA PRADESH, JAMMU AND KASHMIR, UTTAR PRADESH, DAMAN AND DIU

Poor:(Below 80% of targets)

ARUNACHAL PRADESH, ASSAM, GOA, HARYANA, JHARKHAND, MAHARASHTRA, MEGHALAYA, NAGALAND, PUNJAB, SIKKIM, TAMIL NADU, TRIPURA, WEST BENGAL, ANDAMAN AND NICOBAR ISLANDS, LAKSHADWEEP

Afforestation (Public and Forest Lands)

Seedlings planted
% Achievement of Target
During April,2007 to March, 2008

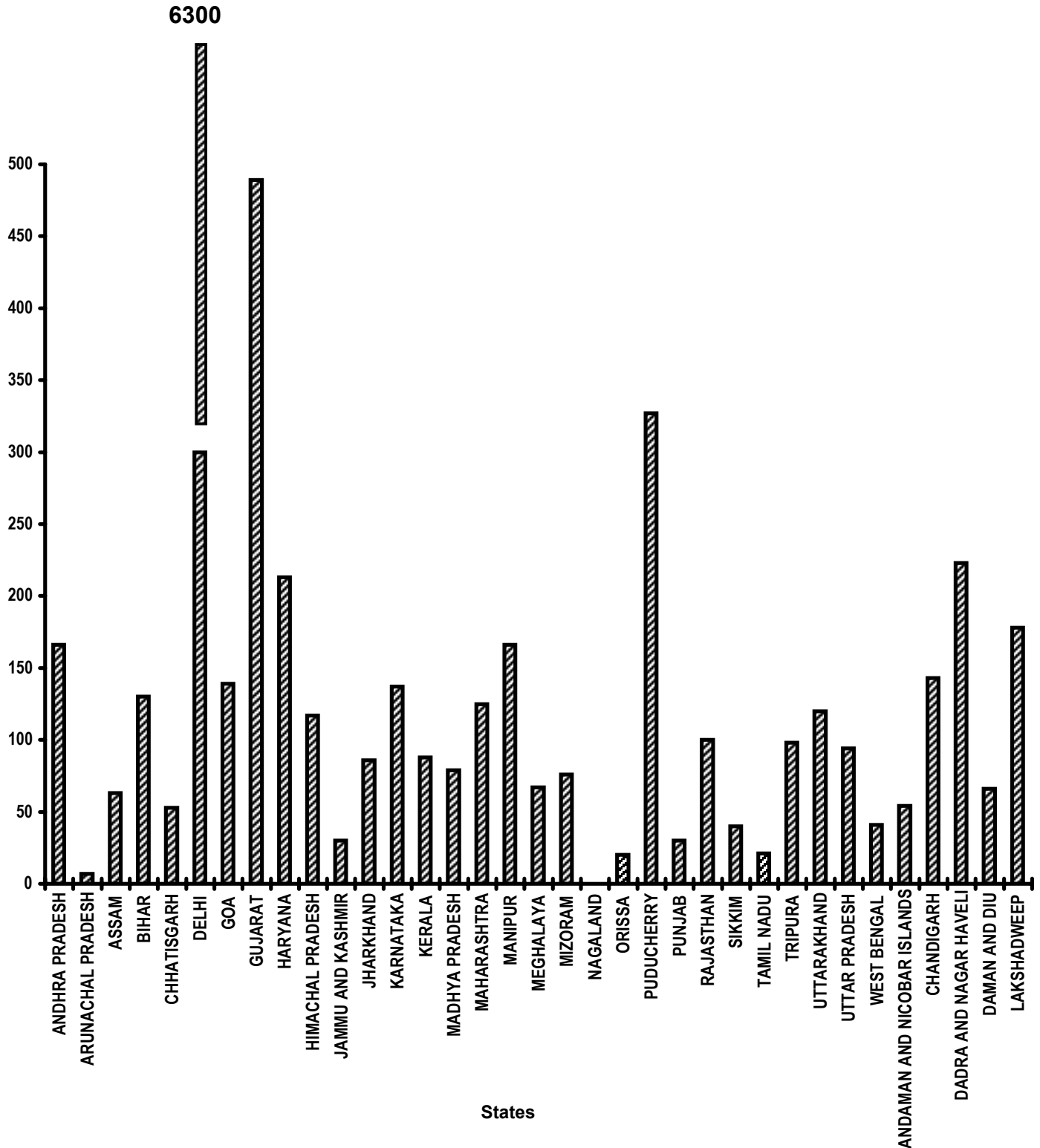


Table - 18(B)

**Afforestation (Public and Forest Lands)
Seedlings planted
(Unit: Number)**

Sl. No.	State/UT Name	Target 2007-2008	Achievement April,2007-March,2008	Percent Achievement April,2007-March,2008
(1)	(2)	(3)	(4)	(4)/(3)
1	ANDHRA PRADESH	19,50,00,000	32,41,64,893	166
2	ARUNACHAL PRADESH	65,00,000	4,43,101	7
3	ASSAM	1,30,00,000	81,50,000	63
4	BIHAR	1,30,00,000	1,69,33,000	130
5	CHHATISGARH	6,50,00,000	3,45,24,000	53
6	DELHI	20,000	12,60,000	6,300
7	GOA	6,50,000	9,04,000	139
8	GUJARAT	6,50,00,000	31,77,24,000	489
9	HARYANA	1,30,00,000	2,76,98,000	213
10	HIMACHAL PRADESH	1,30,00,000	1,52,00,000	117
11	JAMMU AND KASHMIR	2,27,50,000	68,00,000	30
12	JHARKHAND	6,50,00,000	5,62,06,693	86
13	KARNATAKA	5,20,00,000	7,10,00,000	137
14	KERALA	65,00,000	57,48,769	88
15	MADHYA PRADESH	16,25,00,000	12,78,26,779	79
16	MAHARASHTRA	6,50,00,000	8,10,32,000	125
17	MANIPUR	65,00,000	1,07,73,220	166
18	MEGHALAYA	39,00,000	26,01,986	67
19	MIZORAM	58,50,000	44,72,595	76
20	NAGALAND	1,62,50,000	0	0
21	ORISSA	5,20,00,000	1,03,15,000	20
22	PUDUCHERRY	50,000	1,63,495	327
23	PUNJAB	97,50,000	29,25,000	30
24	RAJASTHAN	5,20,00,000	5,18,71,100	100
25	SIKKIM	78,00,000	30,84,000	40
26	TAMIL NADU	10,40,00,000	2,22,57,000	21
27	TRIPURA	97,50,000	95,13,000	98
28	UTTARAKHAND	9,10,00,000	10,90,36,000	120
29	UTTAR PRADESH	3,90,00,000	3,65,64,479	94
30	WEST BENGAL	5,20,00,000	2,14,36,000	41
31	ANDAMAN AND NICOBAR ISLANDS	9,80,000	5,24,434	54
32	CHANDIGARH	1,00,000	1,42,616	143
33	DADRA AND NAGAR HAVELI	1,30,000	2,90,000	223
34	DAMAN AND DIU	20,000	13,171	66
35	LAKSHADWEEP	10,000	17,813	178
Grand Total		1,20,90,10,000	1,38,16,16,144	114

Very Good:(90% or above of targets)

ANDHRA PRADESH, BIHAR, DELHI, GOA, GUJARAT, HARYANA, HIMACHAL PRADESH, KARNATAKA, MAHARASHTRA, MANIPUR, PUDUCHERRY, RAJASTHAN, TRIPURA, UTTARAKHAND, UTTAR PRADESH, CHANDIGARH, DADRA AND NAGAR HAVELI, LAKSHADWEEP

Good:(Between 80% to 90% targets)

JHARKHAND, KERALA

Poor:(Below 80% of targets)

ARUNACHAL PRADESH, ASSAM, CHHATISGARH, JAMMU AND KASHMIR, MADHYA PRADESH, MEGHALAYA, MIZORAM, NAGALAND, ORISSA, PUNJAB, SIKKIM, TAMIL NADU, WEST BENGAL, ANDAMAN AND NICOBAR ISLANDS, DAMAN AND DIU

Rural Roads - PMGSY

Length of Road Constructed

% Achievement of Target
During April,2007 to March, 2008

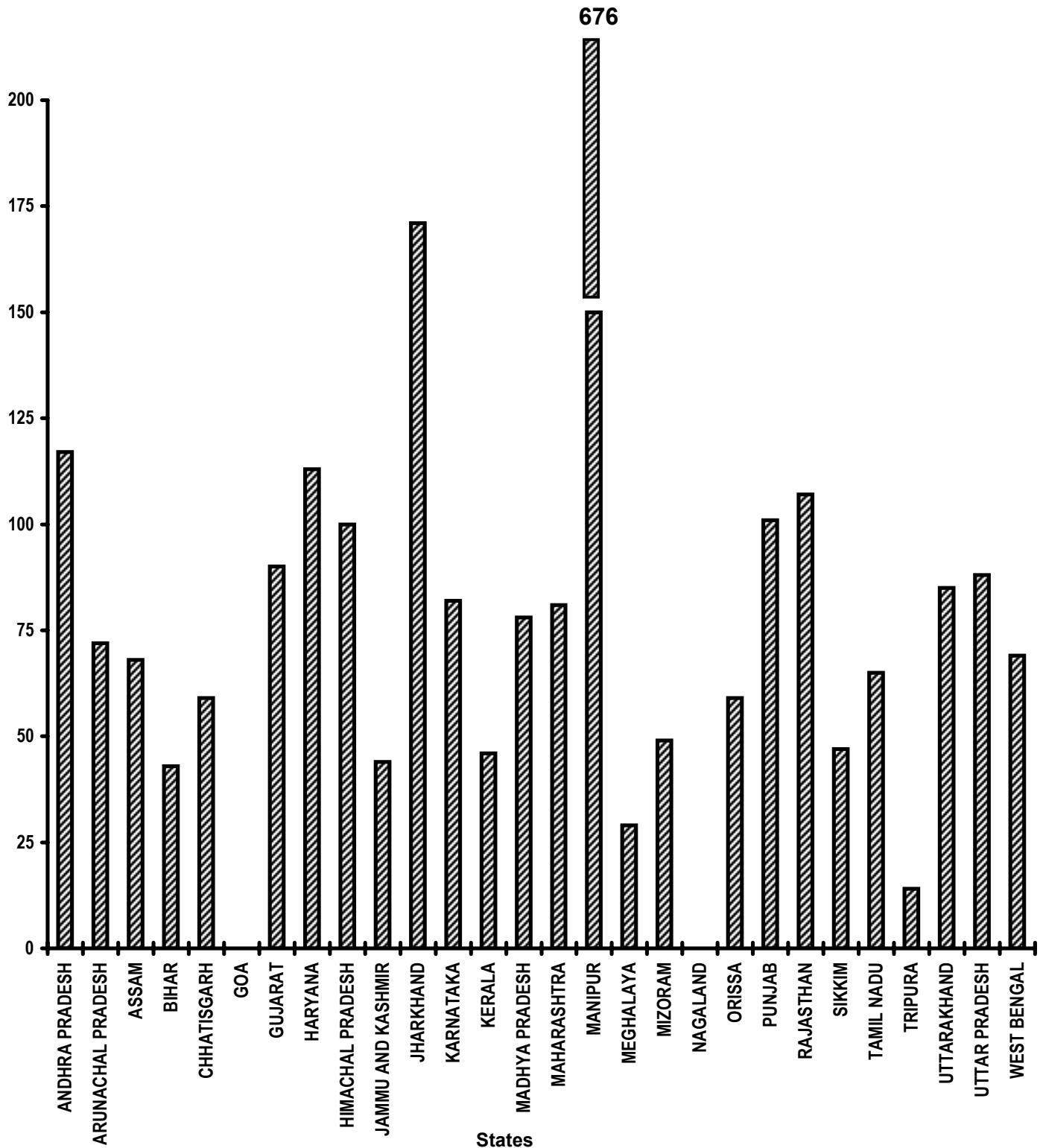


Table - 19

Rural Roads - PMGSY
Length of Road Constructed
(Unit: Kilometer)

Sl. No.	State/UT Name	Target 2007-2008	Achievement April,2007-March,2008	Percent Achievement April,2007-March,2008
(1)	(2)	(3)	(4)	(4)/(3)
1	ANDHRA PRADESH	2,551	2,974	117
2	ARUNACHAL PRADESH	361	260	72
3	ASSAM	1,685	1,141	68
4	BIHAR	4,005	1,708	43
5	CHHATISGARH	4,417	2,598	59
6	GOA	18	0	0
7	GUJARAT	500	450	90
8	HARYANA	586	660	113
9	HIMACHAL PRADESH	1,298	1,301	100
10	JAMMU AND KASHMIR	539	235	44
11	JHARKHAND	959	1,641	171
12	KARNATAKA	1,824	1,496	82
13	KERALA	433	200	46
14	MADHYA PRADESH	6,712	5,232	78
15	MAHARASHTRA	3,823	3,095	81
16	MANIPUR	63	426	676
17	MEGHALAYA	176	51	29
18	MIZORAM	334	165	49
19	NAGALAND	384	0	0
20	ORISSA	3,124	1,835	59
21	PUNJAB	1,024	1,037	101
22	RAJASTHAN	9,215	9,888	107
23	SIKKIM	231	108	47
24	TAMIL NADU	1,280	826	65
25	TRIPURA	442	60	14
26	UTTARAKHAND	1,169	993	85
27	UTTAR PRADESH	4,976	4,401	88
28	WEST BENGAL	2,272	1,573	69
Grand Total		54,401	44,354	82

Very Good:(90% or above of targets)

ANDHRA PRADESH, GUJARAT, HARYANA, HIMACHAL PRADESH, JHARKHAND, MANIPUR, PUNJAB, RAJASTHAN

Good:(Between 80% to 90% targets)

KARNATAKA, MAHARASHTRA, UTTARAKHAND, UTTAR PRADESH

Poor:(Below 80% of targets)

ARUNACHAL PRADESH, ASSAM, BIHAR, CHHATISGARH, GOA, JAMMU AND KASHMIR, KERALA, MADHYA PRADESH, MEGHALAYA, MIZORAM, NAGALAND, ORISSA, SIKKIM, TAMIL NADU, TRIPURA, WEST BENGAL

Rajiv Gandhi Grameen Vidyutikaran Yojana

Villages electrified
% Achievement of Target
During April, 2007 to March, 2008

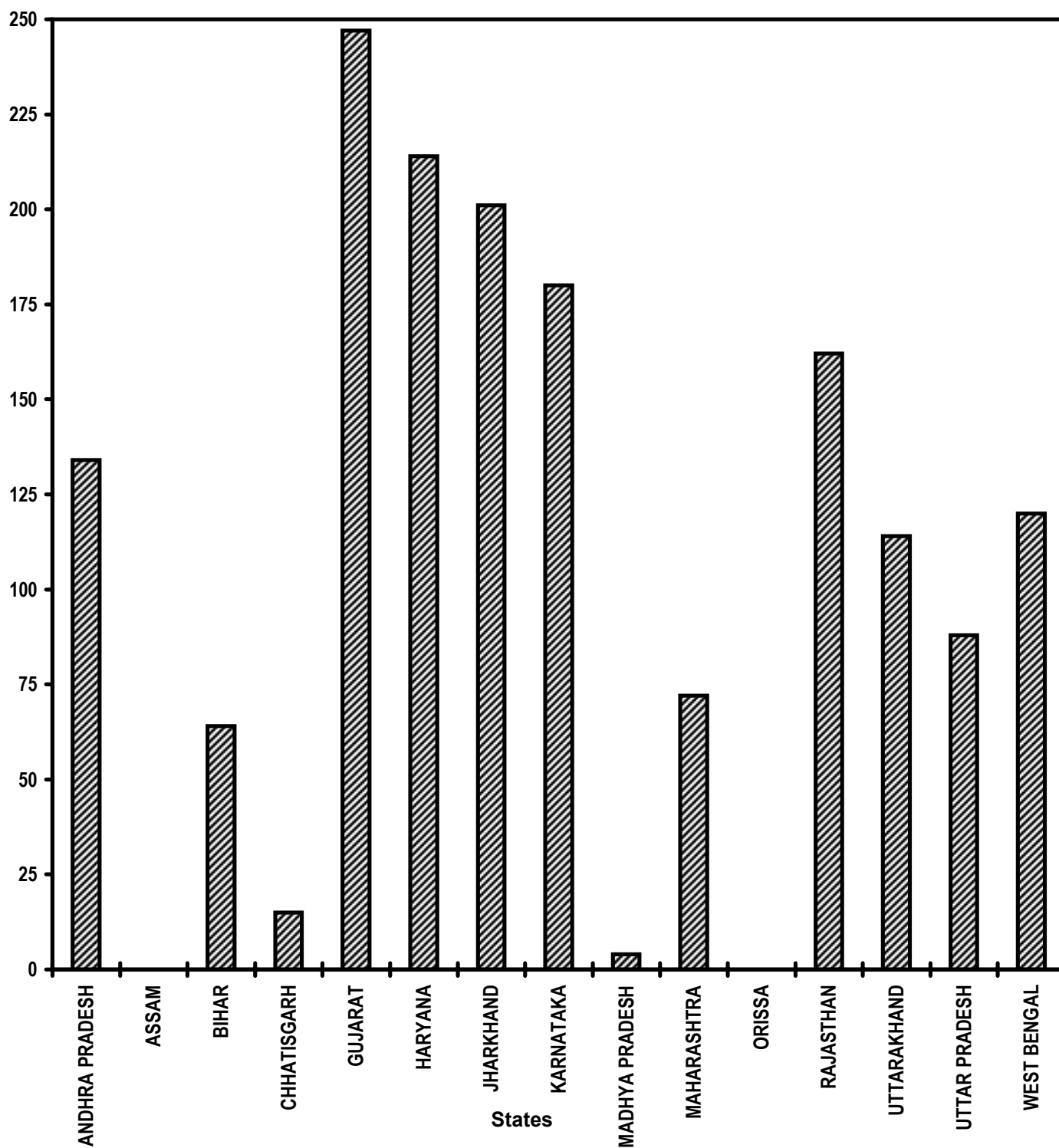


Table - 20

Rajiv Gandhi Grameen Vidyutikaran Yojana
Villages electrified
(Unit: Number)

Sl. No.	State/UT Name	Target 2007-2008	Achievement April,2007-March,2008	Percent Achievement April,2007-March,2008
(1)	(2)	(3)	(4)	(4)/(3)
1	ANDHRA PRADESH	7,000	9,405	134
2	ASSAM	50	0	0
3	BIHAR	6,000	3,841	64
4	CHHATISGARH	450	66	15
5	GUJARAT	500	1,236	247
6	HARYANA	500	1,070	214
7	JHARKHAND	3,150	6,326	201
8	KARNATAKA	5,100	9,181	180
9	MADHYA PRADESH	1,050	37	4
10	MAHARASHTRA	303	219	72
11	ORISSA	850	1	0
12	RAJASTHAN	5,500	8,898	162
13	UTTARAKHAND	2,850	3,252	114
14	UTTAR PRADESH	4,500	3,949	88
15	WEST BENGAL	1,500	1,794	120
<i>Grand Total</i>		39,303	49,275	125

Very Good:(90% or above of targets)

ANDHRA PRADESH, GUJARAT, HARYANA, JHARKHAND, KARNATAKA, RAJASTHAN, UTTARAKHAND, WEST BENGAL

Good:(Between 80% to 90% targets)

UTTAR PRADESH

Poor:(Below 80% of targets)

ASSAM, BIHAR, CHHATISGARH, MADHYA PRADESH, MAHARASHTRA, ORISSA

Energising pump sets

Pumps sets energized

% Achievement of Target
During April,2007 to March, 2008

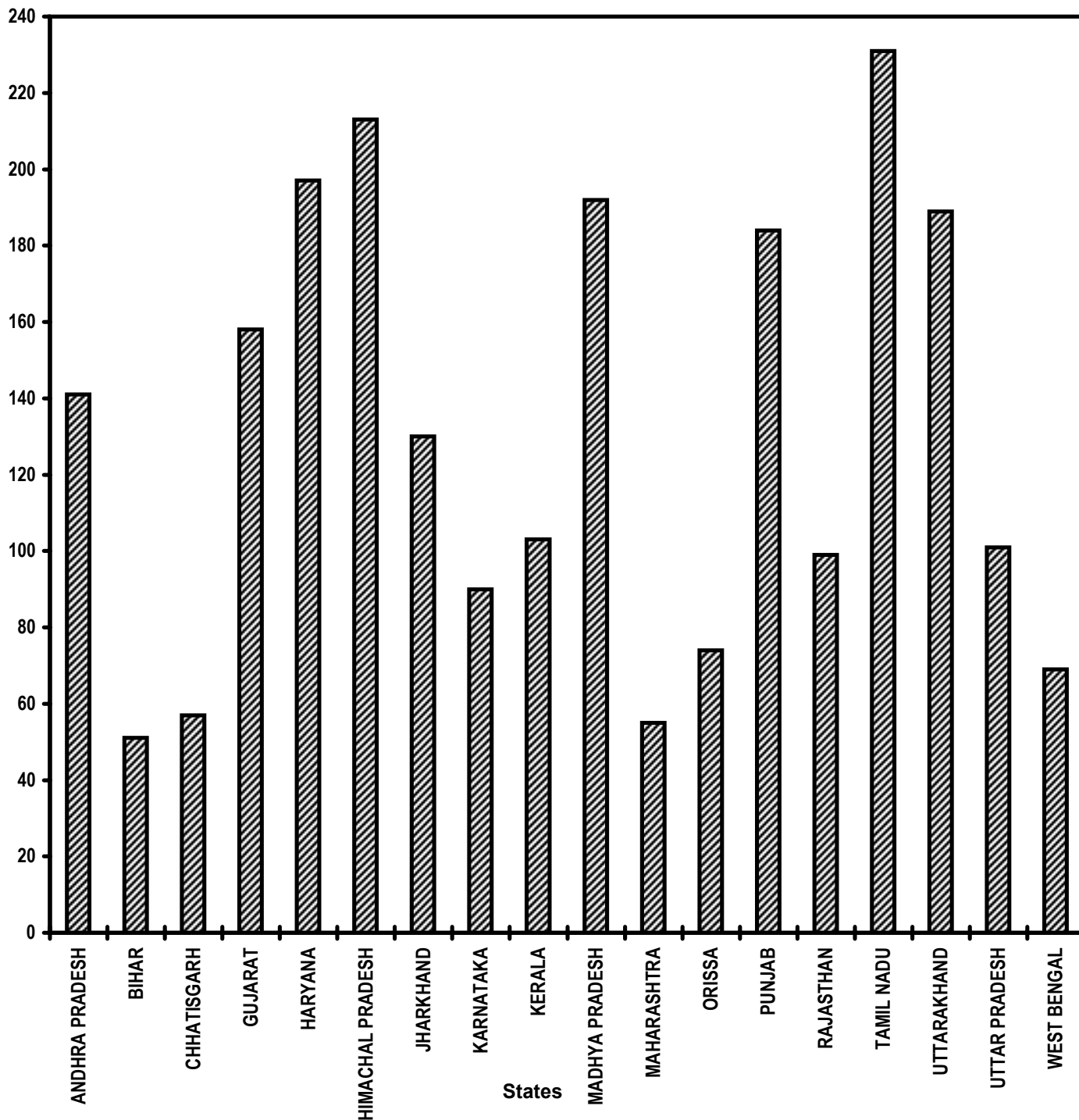


Table - 21

**Energising pump sets
Pumps sets energized
(Unit: Number)**

Sl. No.	State/UT Name	Target 2007-2008	Achievement April,2007-March,2008	Percent Achievement April,2007-March,2008
(1)	(2)	(3)	(4)	(4)/(3)
1	ANDHRA PRADESH	50,000	70,625	141
2	BIHAR	1,500	771	51
3	CHHATISGARH	40,000	22,868	57
4	GUJARAT	9,140	14,473	158
5	HARYANA	6,000	11,838	197
6	HIMACHAL PRADESH	600	1,275	212
7	JHARKHAND	3,000	3,912	130
8	KARNATAKA	20,000	17,999	90
9	KERALA	15,000	15,452	103
10	MADHYA PRADESH	5,600	10,759	192
11	MAHARASHTRA	2,16,269	1,18,076	55
12	ORISSA	1,538	1,138	74
13	PUNJAB	6,000	11,056	184
14	RAJASTHAN	30,000	29,764	99
15	TAMIL NADU	15,000	34,642	231
16	UTTARAKHAND	350	662	189
17	UTTAR PRADESH	14,801	14,887	101
18	WEST BENGAL	1,402	972	69
<i>Grand Total</i>		4,36,200	3,81,169	87

Very Good:(90% or above of targets)

ANDHRA PRADESH, GUJARAT, HARYANA, HIMACHAL PRADESH, JHARKHAND, KARNATAKA, KERALA, MADHYA PRADESH, PUNJAB, RAJASTHAN, TAMIL NADU, UTTARAKHAND, UTTAR PRADESH

Poor:(Below 80% of targets)

BIHAR, CHHATISGARH, MAHARASHTRA, ORISSA, WEST BENGAL

Supply of Electricity

Electricity supplied

% Achievement of Target

During April, 2007 to March, 2008

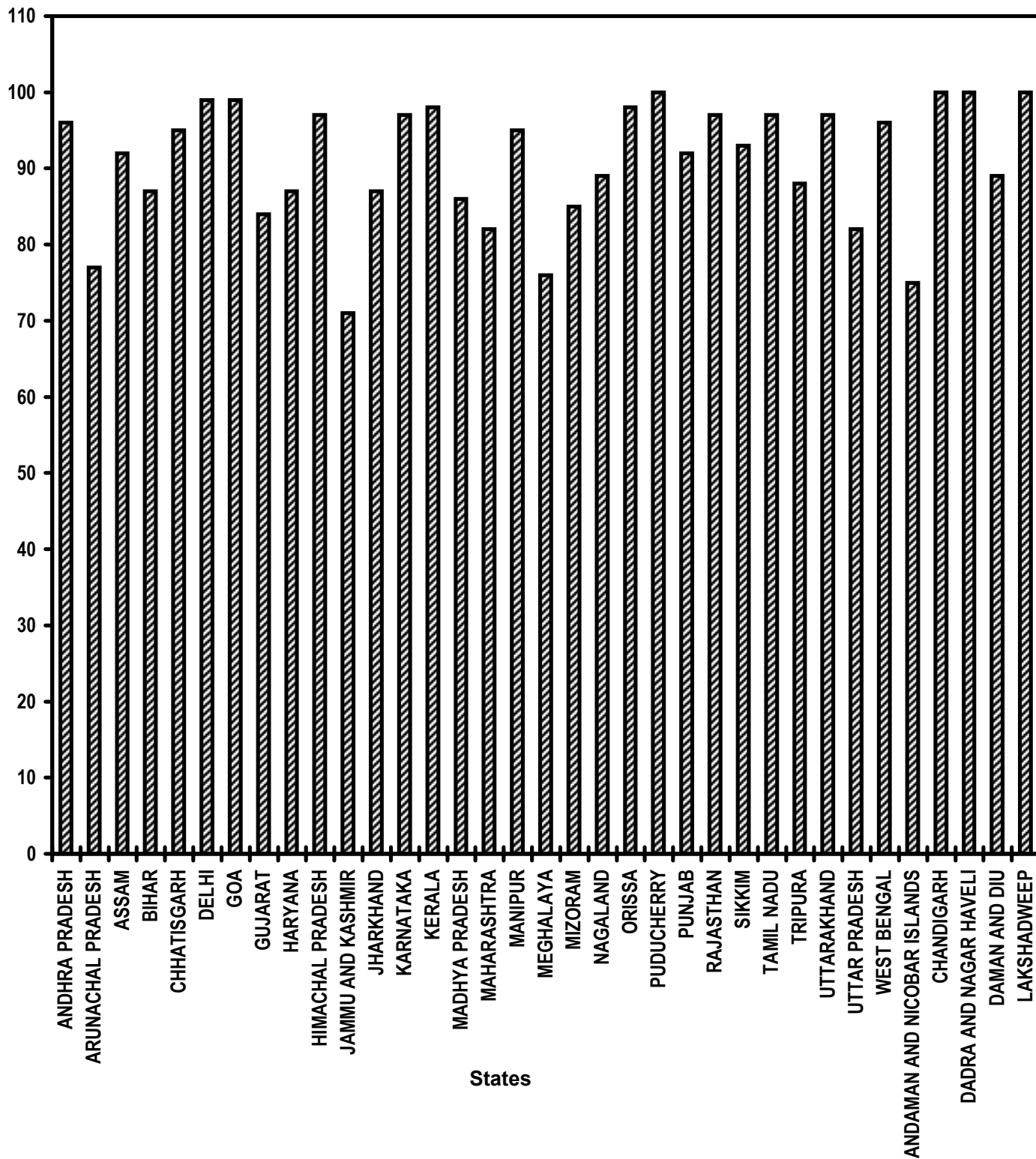


Table - 22

Supply of Electricity

Sl. No.	State/UT Name	Electricity demanded (Million Units) April,2007- March,2008	Electricity supplied (Million Units) April,2007- March,2008	Shortage observed (Million Units) April,2007- March,2008	Percentage of Electricity Supplied
(1)	(2)	(3)	(4)	(5)	(6)
1	ANDHRA PRADESH	64,139	61,511	2,628	96
2	ARUNACHAL PRADESH	391	302	89	77
3	ASSAM	4,816	4,412	404	92
4	BIHAR	9,155	7,933	1,222	87
5	CHHATISGARH	14,079	13,409	670	95
6	DELHI	22,439	22,301	138	99
7	GOA	2,740	2,707	33	99
8	GUJARAT	68,747	57,614	11,133	84
9	HARYANA	29,353	25,652	3,701	87
10	HIMACHAL PRADESH	5,992	5,814	178	97
11	JAMMU AND KASHMIR	11,782	8,362	3,420	71
12	JHARKHAND	5,139	4,458	681	87
13	KARNATAKA	40,320	39,230	1,090	97
14	KERALA	15,663	15,284	379	98
15	MADHYA PRADESH	41,560	35,700	5,860	86
16	MAHARASHTRA	1,14,885	93,846	21,039	82
17	MANIPUR	530	501	29	95
18	MEGHALAYA	1,620	1,232	388	76
19	MIZORAM	288	246	42	85
20	NAGALAND	377	334	43	89
21	ORISSA	18,846	18,500	346	98
22	PUDUCHERRY	1,841	1,841	0	100
23	PUNJAB	42,372	38,795	3,577	92
24	RAJASTHAN	36,738	35,597	1,141	97
25	SIKKIM	286	267	19	93
26	TAMIL NADU	65,780	63,954	1,826	97
27	TRIPURA	777	686	91	88
28	UTTARAKHAND	7,047	6,845	202	97
29	UTTAR PRADESH	62,628	51,335	11,293	82
30	WEST BENGAL	29,020	27,902	1,118	96
31	ANDAMAN AND NICOBAR ISLANDS	240	180	60	75
32	CHANDIGARH	1,446	1,446	0	100
33	DADRA AND NAGAR HAVELI	3,388	3,372	16	100
34	DAMAN AND DIU	1,774	1,580	194	89
35	LAKSHADWEEP	24	24	0	100
Grand Total		7,26,222	6,53,172	73,050	90

Very Good:(90% or above of targets)

ANDHRA PRADESH, ASSAM, CHHATISGARH, DELHI, GOA, HIMACHAL PRADESH, KARNATAKA, KERALA, MANIPUR, ORISSA, PUDUCHERRY, PUNJAB, RAJASTHAN, SIKKIM, TAMIL NADU, UTTARAKHAND, WEST BENGAL, CHANDIGARH, DADRA AND NAGAR HAVELI, LAKSHADWEEP

Good:(Between 80% to 90% targets)

BIHAR, GUJARAT, HARYANA, JHARKHAND, MADHYA PRADESH, MAHARASHTRA, MIZORAM, NAGALAND, TRIPURA, UTTAR PRADESH, DAMAN AND DIU

Poor:(Below 80% of targets)

ARUNACHAL PRADESH, JAMMU AND KASHMIR, MEGHALAYA, ANDAMAN AND NICOBAR ISLANDS

Swaranjayanti Gram Swarojgar Yojana

Sl. No.	State/UT Name	SC Swarozgaries	ST Swarozgaries	Women Swarozgaries	Disabled Swarozgaries
		Assisted (Number) April,2007-March,2008	Assisted (Number) April,2007-March,2008	Assisted (Number) April,2007-March,2008	Assisted (Number) April,2007-March,2008
(1)	(2)	(3)	(4)	(5)	(6)
1	ANDHRA PRADESH	12,864	4,046	21,425	2,497
2	ARUNACHAL PRADESH	0	0	0	0
3	ASSAM	302	326	650	417
4	BIHAR	7,687	286	4,007	103
5	CHHATISGARH	6,549	18,340	22,268	531
6	GOA	8	13	31	3
7	GUJARAT	18,514	0	13,593	325
8	HARYANA	10,170	0	13,625	253
9	HIMACHAL PRADESH	3,233	662	4,926	165
10	JAMMU AND KASHMIR	702	622	988	5
11	JHARKHAND	5,712	10,731	9,308	128
12	KARNATAKA	29,414	9,558	74,045	1,438
13	KERALA	5,221	474	3,102	796
14	MADHYA PRADESH	18,447	23,518	33,163	2,283
15	MAHARASHTRA	4,268	1,930	3,768	737
16	MANIPUR	196	2,668	5	0
17	MEGHALAYA	0	1,622	847	0
18	MIZORAM	0	0	0	0
19	NAGALAND	0	700	366	7
20	ORISSA	2,132	1,937	1,677	2,242
21	PUDUCHERRY	0	0	0	0
22	PUNJAB	3,145	0	757	67
23	RAJASTHAN	9,419	5,793	10,588	555
24	SIKKIM	92	898	1,111	39
25	TAMIL NADU	1,48,882	7,472	3,41,568	12,640
26	TRIPURA	0	0	0	0
27	UTTARAKHAND	4,671	815	6,519	5
28	UTTAR PRADESH	1,24,058	1,482	88,736	3,237
29	WEST BENGAL	12,524	1,243	28,864	29
30	ANDAMAN AND NICOBAR ISLANDS	0	9	19	2
31	DADRA AND NAGAR HAVELI	0	23	8	0
32	DAMAN AND DIU	0	0	0	0
33	LAKSHADWEEP	0	158	0	0
Grand Total		4,28,210	95,326	6,85,964	28,504

Sampoorna Grameen Rojgar Yojana

Sl. No.	State/UT Name	Employment Generated for SC (Number of Mandays) April,2007-March,2008	Employment Generated for ST (Number of Mandays) April,2007-March,2008	Employment Generated for Women (Number of Mandays) April,2007-March,2008
(1)	(2)	(3)	(4)	(5)
1	ANDHRA PRADESH	20,75,728	15,50,256	47,31,635
2	ARUNACHAL PRADESH	0	0	0
3	ASSAM	82,05,000	97,78,000	62,98,000
4	BIHAR	0	0	0
5	CHHATISGARH	5,14,000	6,55,000	8,56,000
6	DELHI	0	0	0
7	GOA	0	2	4
8	GUJARAT	41,39,000	0	21,67,900
9	HARYANA	40,69,800	0	21,08,400
10	HIMACHAL PRADESH	5,69,000	1,58,000	92,000
11	JAMMU AND KASHMIR	2,59,200	7,72,200	14,600
12	JHARKHAND	30,66,200	62,37,200	26,54,700
13	KARNATAKA	62,50,000	29,91,000	62,24,000
14	KERALA	25,75,000	2,37,000	26,84,000
15	MADHYA PRADESH	45,33,000	30,29,000	41,59,000
16	MAHARASHTRA	55,80,000	29,80,000	53,71,000
17	MANIPUR	2,23,000	7,73,000	7,42,000
18	MEGHALAYA	0	17,97,000	5,35,000
19	MIZORAM	0	0	0
20	NAGALAND	0	24,69,000	7,47,000
21	ORISSA	26,47,000	5,18,000	23,02,000
22	PUDUCHERRY	22,400	0	7,700
23	PUNJAB	21,79,000	0	1,72,000
24	RAJASTHAN	53,04,000	18,03,000	45,57,000
25	SIKKIM	64,000	72,000	30,000
26	TAMIL NADU	1,14,13,600	10,26,200	85,52,000
27	TRIPURA	4,56,000	9,60,000	7,70,000
28	UTTARAKHAND	23,03,000	4,78,800	13,73,800
29	UTTAR PRADESH	2,08,59,949	5,200	60,74,895
30	WEST BENGAL	32,14,000	12,52,000	15,50,000
31	ANDAMAN AND NICOBAR ISLANDS	0	4,696	3,265
32	CHANDIGARH	0	0	0
33	DADRA AND NAGAR HAVELI	0	0	0
34	DAMAN AND DIU	0	0	0
35	LAKSHADWEEP	0	1,26,000	0
Grand Total		9,05,21,877	3,96,72,554	6,47,77,899

Distribution of waste land to the landless

Sl. No.	State/UT Name	Land Distributed to SC	Land Distributed to ST	Land Distributed to Others
		(Hectare) April,2007- March,2008	(Hectare) April,2007- March,2008	(Hectare) April,2007- March,2008
(1)	(2)	(3)	(4)	(5)
1	ANDHRA PRADESH	19,325	14,622	27,173
2	ARUNACHAL PRADESH	0	0	0
3	ASSAM	0	0	0
4	BIHAR	466	105	310
5	CHHATISGARH	2,319	3,321	4,047
6	DELHI	0	0	0
7	GOA	0	0	0
8	GUJARAT	711	778	1,511
9	HARYANA	0	0	0
10	JAMMU AND KASHMIR	0	0	0
11	JHARKHAND	2,579	3,652	5,087
12	KARNATAKA	0	0	0
13	KERALA	395	956	77
14	MADHYA PRADESH	0	10	0
15	MAHARASHTRA	56,276	38,175	77,608
16	MANIPUR	0	0	0
17	MEGHALAYA	0	0	0
18	MIZORAM	0	0	0
19	NAGALAND	0	0	0
20	ORISSA	230	712	416
21	PUDUCHERRY	0	0	0
22	PUNJAB	0	0	0
23	RAJASTHAN	0	0	0
24	SIKKIM	0	0	0
25	TAMIL NADU	6,842	525	26,460
26	TRIPURA	0	0	0
27	UTTARAKHAND	0	0	0
28	UTTAR PRADESH	4,891	262	3,371
29	WEST BENGAL	0	0	0
30	ANDAMAN AND NICOBAR ISLANDS	0	0	0
31	CHANDIGARH	0	0	0
32	DADRA AND NAGAR HAVELI	0	0	0
33	DAMAN AND DIU	0	0	0
34	LAKSHADWEEP	0	0	0
Grand Total		94,034	63,118	1,46,060

PART - III

TWENTY POINT PROGRAMME - 2006

STATE/UT-WISE PERFORMANCE TABLES

ANDHRA PRADESH

Sl. No.	Item Code	Item/Parameter Name {Units}	Target April,2007-March,2008	Achievement April,2007-March,2008	Percent Achievement
(1)	(2)	(3)	(4)	(5)	(5)/(4)
<u>Employment generation under the NREG Scheme</u>					
1	01A01	No. of job cards issued {Number}	**	60,84,055	
2	01A02	Employment generated {Number}	**	20,45,19,982	
3	01A03	Wages given {Rupees}	**	17,07,35,11,000	
<u>Swaranjayanti Gram Swarojgar Yojana</u>					
4	01B01	Total Swarozgaries Assisted {Number}	71,390	29,488	41
5	01B02	SC Swarozgaries Assisted {Number}	**	12,864	
6	01B03	ST Swarozgaries Assisted {Number}	**	4,046	
7	01B04	Women Swarozgaries Assisted {Number}	**	21,425	
8	01B05	Disabled Swarozgaries Assisted {Number}	**	2,497	
<u>Sampoorna Grameen Rojgar Yojana</u>					
9	01C01	Total Employment Generated {Number of Mandays}	**	2,24,89,259	
10	01C02	Employment Generated for SC {Number of Mandays}	**	20,75,728	
11	01C03	Employment Generated for ST {Number of Mandays}	**	15,50,256	
12	01C04	Employment Generated for Women {Number of Mandays}	**	47,31,635	
<u>Self Help Groups (SHG)</u>					
13	01E01	Formed under SGSY {Number}	**	1,90,051	
14	01E02	To whom income generating activities provided {Number}	5,596	36,285	648
<u>Distribution of waste land to the landless</u>					
15	03E01	Total Land Distributed {Hectare}	**	61,120	
16	03E02	Land Distributed to SC {Hectare}	**	19,325	
17	03E03	Land Distributed to ST {Hectare}	**	14,622	
18	03E04	Land Distributed to Others {Hectare}	**	27,173	
<u>Minimum Wages Enforcement (including Farm Labour)</u>					
19	04B01	Agriculture and Farm Workers: Inspections made {Number}	**	0	
20	04B02	Agriculture and Farm Workers: Irregularities detected {Number}	**	0	
21	04B03	Agriculture and Farm Workers: Irregularities rectified {Number}	**	0	
22	04B04	Agriculture and Farm Workers: Claims filed {Number}	**	0	
23	04B05	Agriculture and Farm Workers: Claims settled {Number}	**	0	
24	04B06	Agriculture and Farm Workers: Prosecution cases Pending {Number}	**	0	
25	04B07	Agriculture and Farm Workers: Prosecution cases filed {Number}	**	0	
26	04B08	Agriculture and Farm Workers: Prosecution cases decided {Number}	**	0	
27	04B10	Agriculture and Farm Workers: Others {Number}	**	0	
<u>Food security (Targeted Public Distribution system)</u>					
28	05A02	Off take {Tonnes}	38,84,824	36,37,950	94

ANDHRA PRADESH

Sl. No.	Item Code	Item/Parameter Name {Units}	Target April,2007-March,2008	Achievement April,2007-March,2008	Percent Achievement
(1)	(2)	(3)	(4)	(5)	(5)/(4)
<u>Food Security (Antodaya Anna Yojana)</u>					
29	05B02	Off take {Tonnes}	6,54,288	6,98,399	107
<u>Rural Housing - Indira Awaas Yojana</u>					
30	06A01	Houses constructed {Number}	1,92,148	2,23,268	116
<u>Rural Areas - Accelerated Rural Water Supply Programme</u>					
31	07A02	Slipped back habitations and habitations with water quality problems covered {Number}	9,910	5,295	53
<u>Sanitation Programme in Rural Areas</u>					
32	08D01	Individual Household latrines constructed {Number}	**	3,89,242	
<u>Institutional Delivery</u>					
33	08E01	Delivery in institutions {Number}	**	12,71,195	
<u>SC Families Assisted</u>					
34	10A01	SC Families Assisted {Number}	4,50,000	2,45,114	54
<u>ST Families Assisted</u>					
35	10C01	ST Families Assisted {Number}	*	2,09,767	
<u>Universalization of ICDS Scheme</u>					
36	12A01	ICDS Blocks Operational (Cumulative) {Number}	382	385	101
<u>Functional Anganwadis</u>					
37	12B01	Anganwadis Functional (Cumulative) {Number}	71,256	69,986	98
<u>No. of Urban poor families assisted under Seven Point Charter</u>					
38	14A01	Poor Families Assisted {Number}	79,320	2,64,727	334
<u>Afforestation (Public and Forest Lands)</u>					
39	15A01	Area Covered under Plantation {Hectares}	3,00,000	2,64,987	88
40	15A02	Seedlings planted {Number}	19,50,00,000	32,41,64,893	166
<u>Rural Roads - PMGSY</u>					
41	17A01	Length of Road Constructed {Kilometer}	2,551	2,974	117
<u>Rajiv Gandhi Grameen Vidyutikaran Yojana</u>					
42	18B01	Villages electrified {Number}	7,000	9,405	134
<u>Energising pump sets</u>					
43	18D01	Pumps sets energized {Number}	50,000	70,625	141
<u>Supply of Electricity</u>					
44	18E02	Electricity supplied {Million Units}	64,139	61,511	96

Note:

* - Target Not Received.

** - Non-Targetable.

1 Very Good(90% or above of targets)

01E02, 05A02, 05B02, 06A01, 12A01, 12B01, 14A01, 15A02, 17A01, 18B01, 18D01, 18E02

2 Good(Between 80% to 90% targets)

15A01

3 Poor(Below 80% of targets)

01B01, 07A02, 10A01

ARUNACHAL PRADESH

Sl. No.	Item Code	Item/Parameter Name {Units}	Target April,2007-March,2008	Achievement April,2007-March,2008	Percent Achievement
(1)	(2)	(3)	(4)	(5)	(5)/(4)
<u>Employment generation under the NREG Scheme</u>					
1	01A01	No. of job cards issued {Number}	**	0	
2	01A02	Employment generated {Number}	**	0	
3	01A03	Wages given {Rupees}	**	0	
<u>Swaranjayanti Gram Swarojgar Yojana</u>					
4	01B01	Total Swarozgaries Assisted {Number}	3,962	0	0
5	01B02	SC Swarozgaries Assisted {Number}	**	0	
6	01B03	ST Swarozgaries Assisted {Number}	**	0	
7	01B04	Women Swarozgaries Assisted {Number}	**	0	
8	01B05	Disabled Swarozgaries Assisted {Number}	**	0	
<u>Sampoorna Grameen Rojgar Yojana</u>					
9	01C01	Total Employment Generated {Number of Mandays}	**	0	
10	01C02	Employment Generated for SC {Number of Mandays}	**	0	
11	01C03	Employment Generated for ST {Number of Mandays}	**	0	
12	01C04	Employment Generated for Women {Number of Mandays}	**	0	
<u>Self Help Groups (SHG)</u>					
13	01E01	Formed under SGSY {Number}	**	0	
14	01E02	To whom income generating activities provided {Number}	311	0	0
<u>Distribution of waste land to the landless</u>					
15	03E01	Total Land Distributed {Hectare}	**	0	
16	03E02	Land Distributed to SC {Hectare}	**	0	
17	03E03	Land Distributed to ST {Hectare}	**	0	
18	03E04	Land Distributed to Others {Hectare}	**	0	
<u>Minimum Wages Enforcement (including Farm Labour)</u>					
19	04B01	Agriculture and Farm Workers: Inspections made {Number}	**	0	
20	04B02	Agriculture and Farm Workers: Irregularities detected {Number}	**	0	
21	04B03	Agriculture and Farm Workers: Irregularities rectified {Number}	**	0	
22	04B04	Agriculture and Farm Workers: Claims filed {Number}	**	0	
23	04B05	Agriculture and Farm Workers: Claims settled {Number}	**	0	
24	04B06	Agriculture and Farm Workers: Prosecution cases Pending {Number}	**	0	
25	04B07	Agriculture and Farm Workers: Prosecution cases filed {Number}	**	0	
26	04B08	Agriculture and Farm Workers: Prosecution cases decided {Number}	**	0	
27	04B10	Agriculture and Farm Workers: Others {Number}	**	0	
<u>Food security (Targeted Public Distribution system)</u>					
28	05A02	Off take {Tonnes}	1,03,548	76,009	73

ARUNACHAL PRADESH

Sl. No.	Item Code	Item/Parameter Name {Units}	Target April,2007-March,2008	Achievement April,2007-March,2008	Percent Achievement
(1)	(2)	(3)	(4)	(5)	(5)/(4)
<u>Food Security (Antodaya Anna Yojana)</u>					
29	05B02	Off take {Tonnes}	15,972	10,857	68
<u>Rural Housing - Indira Awaas Yojana</u>					
30	06A01	Houses constructed {Number}	6,765	0	0
<u>EWS/LIG Houses in Urban Areas</u>					
31	06B01	Houses constructed {Number}	3,277	0	0
<u>Rural Areas - Accelerated Rural Water Supply Programme</u>					
32	07A01	Habitations covered (NC and PC) {Number}	103	0	0
33	07A02	Slipped back habitations and habitations with water quality problems covered {Number}	1,481	0	0
<u>Sanitation Programme in Rural Areas</u>					
34	08D01	Individual Household latrines constructed {Number}	**	5,478	
<u>Institutional Delivery</u>					
35	08E01	Delivery in institutions {Number}	**	2,539	
<u>ST Families Assisted</u>					
36	10C01	ST Families Assisted {Number}	*	0	
<u>Universalization of ICDS Scheme</u>					
37	12A01	ICDS Blocks Operational (Cumulative) {Number}	83	85	102
<u>Functional Anganwadis</u>					
38	12B01	Anganwadis Functional (Cumulative) {Number}	3,905	4,277	110
<u>Afforestation (Public and Forest Lands)</u>					
39	15A01	Area Covered under Plantation {Hectares}	10,000	536	5
40	15A02	Seedlings planted {Number}	65,00,000	4,43,101	7
<u>Rural Roads - PMGSY</u>					
41	17A01	Length of Road Constructed {Kilometer}	361	260	72
<u>Supply of Electricity</u>					
42	18E02	Electricity supplied {Million Units}	391	302	77

Note:

* - Target Not Received.

** - Non-Targetable.

1 Very Good(90% or above of targets)

12A01, 12B01

2 Poor(Below 80% of targets)

01B01, 01E02, 05A02, 05B02, 06A01, 06B01, 07A01, 07A02, 15A01, 15A02, 17A01, 18E02

ASSAM

Sl. No.	Item Code	Item/Parameter Name {Units}	Target April,2007- March,2008	Achievement April,2007- March,2008	Percent Achievement
(1)	(2)	(3)	(4)	(5)	(5)/(4)
<u>Employment generation under the NREG Scheme</u>					
1	01A01	No. of job cards issued {Number}	**	15,65,775	
2	01A02	Employment generated {Number}	**	4,87,86,000	
3	01A03	Wages given {Rupees}	**	3,83,34,19,000	
<u>Swaranjayanti Gram Swarojgar Yojana</u>					
4	01B01	Total Swarozgaries Assisted {Number}	1,02,960	1,671	2
5	01B02	SC Swarozgaries Assisted {Number}	**	302	
6	01B03	ST Swarozgaries Assisted {Number}	**	326	
7	01B04	Women Swarozgaries Assisted {Number}	**	650	
8	01B05	Disabled Swarozgaries Assisted {Number}	**	417	
<u>Sampoorna Grameen Rojgar Yojana</u>					
9	01C01	Total Employment Generated {Number of Mandays}	**	3,34,16,000	
10	01C02	Employment Generated for SC {Number of Mandays}	**	82,05,000	
11	01C03	Employment Generated for ST {Number of Mandays}	**	97,78,000	
12	01C04	Employment Generated for Women {Number of Mandays}	**	62,98,000	
<u>Self Help Groups (SHG)</u>					
13	01E01	Formed under SGSY {Number}	**	14,338	
14	01E02	To whom income generating activities provided {Number}	8,071	14,338	178
<u>Distribution of waste land to the landless</u>					
15	03E01	Total Land Distributed {Hectare}	**	284	
16	03E02	Land Distributed to SC {Hectare}	**	0	
17	03E03	Land Distributed to ST {Hectare}	**	0	
18	03E04	Land Distributed to Others {Hectare}	**	0	
<u>Minimum Wages Enforcement (including Farm Labour)</u>					
19	04B01	Agriculture and Farm Workers: Inspections made {Number}	**	0	
20	04B02	Agriculture and Farm Workers: Irregularities detected {Number}	**	0	
21	04B03	Agriculture and Farm Workers: Irregularities rectified {Number}	**	0	
22	04B04	Agriculture and Farm Workers: Claims filed {Number}	**	0	
23	04B05	Agriculture and Farm Workers: Claims settled {Number}	**	0	
24	04B06	Agriculture and Farm Workers: Prosecution cases Pending {Number}	**	0	
25	04B07	Agriculture and Farm Workers: Prosecution cases filed {Number}	**	0	
26	04B08	Agriculture and Farm Workers: Prosecution cases decided {Number}	**	0	
27	04B10	Agriculture and Farm Workers: Others {Number}	**	0	
<u>Food security (Targeted Public Distribution system)</u>					
28	05A02	Off take {Tonnes}	13,45,527	13,95,794	104

ASSAM

Sl. No.	Item Code	Item/Parameter Name {Units}	Target April,2007-March,2008	Achievement April,2007-March,2008	Percent Achievement
(1)	(2)	(3)	(4)	(5)	(5)/(4)
<u>Food Security (Antodaya Anna Yojana)</u>					
29	05B02	Off take {Tonnes}	2,95,446	2,98,027	101
<u>Rural Housing - Indira Awaas Yojana</u>					
30	06A01	Houses constructed {Number}	1,49,593	1,50,775	101
<u>Rural Areas - Accelerated Rural Water Supply Programme</u>					
31	07A01	Habitations covered (NC and PC) {Number}	2,344	2,183	93
32	07A02	Slipped back habitations and habitations with water quality problems covered {Number}	10,336	2,877	28
<u>Sanitation Programme in Rural Areas</u>					
33	08D01	Individual Household latrines constructed {Number}	**	89,139	
<u>Institutional Delivery</u>					
34	08E01	Delivery in institutions {Number}	**	3,22,557	
<u>SC Families Assisted</u>					
35	10A01	SC Families Assisted {Number}	44,000	28,425	65
<u>ST Families Assisted</u>					
36	10C01	ST Families Assisted {Number}	*	52,828	
<u>Universalization of ICDS Scheme</u>					
37	12A01	ICDS Blocks Operational (Cumulative) {Number}	222	284	128
<u>Functional Anganwadis</u>					
38	12B01	Anganwadis Functional (Cumulative) {Number}	35,580	31,230	88
<u>No. of Urban poor families assisted under Seven Point Charter</u>					
39	14A01	Poor Families Assisted {Number}	288	0	0
<u>Afforestation (Public and Forest Lands)</u>					
40	15A01	Area Covered under Plantation {Hectares}	20,000	13,365	67
41	15A02	Seedlings planted {Number}	1,30,00,000	81,50,000	63
<u>Rural Roads - PMGSY</u>					
42	17A01	Length of Road Constructed {Kilometer}	1,685	1,141	68
<u>Rajiv Gandhi Grameen Vidytikaran Yojana</u>					
43	18B01	Villages electrified {Number}	50	0	0
<u>Supply of Electricity</u>					
44	18E02	Electricity supplied {Million Units}	4,816	4,412	92

Note:

* - Target Not Received.

** - Non-Targetable.

1 Very Good(90% or above of targets)

01E02, 05A02, 05B02, 06A01, 07A01, 12A01, 18E02

2 Good(Between 80% to 90% targets)

12B01

3 Poor(Below 80% of targets)

01B01, 07A02, 10A01, 14A01, 15A01, 15A02, 17A01, 18B01

BIHAR

Sl. No.	Item Code	Item/Parameter Name {Units}	Target April,2007-March,2008	Achievement April,2007-March,2008	Percent Achievement
(1)	(2)	(3)	(4)	(5)	(5)/(4)
<u>Employment generation under the NREG Scheme</u>					
1	01A01	No. of job cards issued {Number}	**	81,24,997	
2	01A02	Employment generated {Number}	**	8,40,57,600	
3	01A03	Wages given {Rupees}	**	10,53,34,80,300	
<u>Swaranjayanti Gram Swarojgar Yojana</u>					
4	01B01	Total Swarozgaries Assisted {Number}	1,69,832	18,205	11
5	01B02	SC Swarozgaries Assisted {Number}	**	7,687	
6	01B03	ST Swarozgaries Assisted {Number}	**	286	
7	01B04	Women Swarozgaries Assisted {Number}	**	4,007	
8	01B05	Disabled Swarozgaries Assisted {Number}	**	103	
<u>Sampoorna Grameen Rojgar Yojana</u>					
9	01C01	Total Employment Generated {Number of Mandays}	**	0	
10	01C02	Employment Generated for SC {Number of Mandays}	**	0	
11	01C03	Employment Generated for ST {Number of Mandays}	**	0	
12	01C04	Employment Generated for Women {Number of Mandays}	**	0	
<u>Self Help Groups (SHG)</u>					
13	01E01	Formed under SGSY {Number}	**	14,036	
14	01E02	To whom income generating activities provided {Number}	13,313	7,592	57
<u>Distribution of waste land to the landless</u>					
15	03E01	Total Land Distributed {Hectare}	**	881	
16	03E02	Land Distributed to SC {Hectare}	**	466	
17	03E03	Land Distributed to ST {Hectare}	**	105	
18	03E04	Land Distributed to Others {Hectare}	**	310	
<u>Minimum Wages Enforcement (including Farm Labour)</u>					
19	04B01	Agriculture and Farm Workers: Inspections made {Number}	**	82,625	
20	04B02	Agriculture and Farm Workers: Irregularities detected {Number}	**	13,135	
21	04B03	Agriculture and Farm Workers: Irregularities rectified {Number}	**	13,152	
22	04B04	Agriculture and Farm Workers: Claims filed {Number}	**	4,577	
23	04B05	Agriculture and Farm Workers: Claims settled {Number}	**	4,212	
24	04B06	Agriculture and Farm Workers: Prosecution cases Pending {Number}	**	3,002	
25	04B07	Agriculture and Farm Workers: Prosecution cases filed {Number}	**	23	
26	04B08	Agriculture and Farm Workers: Prosecution cases decided {Number}	**	0	
27	04B10	Agriculture and Farm Workers: Others {Number}	**	0	
<u>Food security (Targeted Public Distribution system)</u>					
28	05A02	Off take {Tonnes}	27,68,031	16,25,366	59

BIHAR

Sl. No.	Item Code	Item/Parameter Name {Units}	Target April,2007-March,2008	Achievement April,2007-March,2008	Percent Achievement
(1)	(2)	(3)	(4)	(5)	(5)/(4)
<u>Food Security (Antodaya Anna Yojana)</u>					
29	05B02	Off take {Tonnes}	10,19,988	8,72,397	86
<u>Rural Housing - Indira Awaas Yojana</u>					
30	06A01	Houses constructed {Number}	5,67,171	4,36,186	77
<u>Rural Areas - Accelerated Rural Water Supply Programme</u>					
31	07A02	Slipped back habitations and habitations with water quality problems covered {Number}	20,963	141	1
<u>Sanitation Programme in Rural Areas</u>					
32	08D01	Individual Household latrines constructed {Number}	**	5,13,050	
<u>Institutional Delivery</u>					
33	08E01	Delivery in institutions {Number}	**	4,74,258	
<u>SC Families Assisted</u>					
34	10A01	SC Families Assisted {Number}	2,55,000	17,349	7
<u>ST Families Assisted</u>					
35	10C01	ST Families Assisted {Number}	*	1,189	
<u>Universalization of ICDS Scheme</u>					
36	12A01	ICDS Blocks Operational (Cumulative) {Number}	538	537	100
<u>Functional Anganwadis</u>					
37	12B01	Anganwadis Functional (Cumulative) {Number}	80,528	80,211	100
<u>No. of Urban poor families assisted under Seven Point Charter</u>					
38	14A01	Poor Families Assisted {Number}	14,200	2,025	14
<u>Afforestation (Public and Forest Lands)</u>					
39	15A01	Area Covered under Plantation {Hectares}	20,000	25,371	127
40	15A02	Seedlings planted {Number}	1,30,00,000	1,69,33,000	130
<u>Rural Roads - PMGSY</u>					
41	17A01	Length of Road Constructed {Kilometer}	4,005	1,708	43
<u>Rajiv Gandhi Grameen Vidyutikaran Yojana</u>					
42	18B01	Villages electrified {Number}	6,000	3,841	64
<u>Energising pump sets</u>					
43	18D01	Pumps sets energized {Number}	1,500	771	51
<u>Supply of Electricity</u>					
44	18E02	Electricity supplied {Million Units}	9,155	7,933	87

Note:

* - Target Not Received.

** - Non-Targetable.

1 Very Good(90% or above of targets)

12A01, 12B01, 15A01, 15A02

2 Good(Between 80% to 90% targets)

05B02, 18E02

3 Poor(Below 80% of targets)

01B01, 01E02, 05A02, 06A01, 07A02, 10A01, 14A01, 17A01, 18B01, 18D01

CHHATISGARH

Sl. No.	Item Code	Item/Parameter Name {Units}	Target April,2007-March,2008	Achievement April,2007-March,2008	Percent Achievement
(1)	(2)	(3)	(4)	(5)	(5)/(4)
<u>Employment generation under the NREG Scheme</u>					
1	01A01	No. of job cards issued {Number}	**	28,75,796	
2	01A02	Employment generated {Number}	**	13,16,10,000	
3	01A03	Wages given {Rupees}	**	9,42,42,03,000	
<u>Swaranjayanti Gram Swarojgar Yojana</u>					
4	01B01	Total Swarozgaries Assisted {Number}	37,715	42,393	112
5	01B02	SC Swarozgaries Assisted {Number}	**	6,549	
6	01B03	ST Swarozgaries Assisted {Number}	**	18,340	
7	01B04	Women Swarozgaries Assisted {Number}	**	22,268	
8	01B05	Disabled Swarozgaries Assisted {Number}	**	531	
<u>Sampoorna Grameen Rojgar Yojana</u>					
9	01C01	Total Employment Generated {Number of Mandays}	**	22,85,000	
10	01C02	Employment Generated for SC {Number of Mandays}	**	5,14,000	
11	01C03	Employment Generated for ST {Number of Mandays}	**	6,55,000	
12	01C04	Employment Generated for Women {Number of Mandays}	**	8,56,000	
<u>Self Help Groups (SHG)</u>					
13	01E01	Formed under SGSY {Number}	**	3,934	
14	01E02	To whom income generating activities provided {Number}	2,956	2,563	87
<u>Distribution of waste land to the landless</u>					
15	03E01	Total Land Distributed {Hectare}	**	9,687	
16	03E02	Land Distributed to SC {Hectare}	**	2,319	
17	03E03	Land Distributed to ST {Hectare}	**	3,321	
18	03E04	Land Distributed to Others {Hectare}	**	4,047	
<u>Minimum Wages Enforcement (including Farm Labour)</u>					
19	04B01	Agriculture and Farm Workers: Inspections made {Number}	**	0	
20	04B02	Agriculture and Farm Workers: Irregularities detected {Number}	**	0	
21	04B03	Agriculture and Farm Workers: Irregularities rectified {Number}	**	0	
22	04B04	Agriculture and Farm Workers: Claims filed {Number}	**	0	
23	04B05	Agriculture and Farm Workers: Claims settled {Number}	**	0	
24	04B06	Agriculture and Farm Workers: Prosecution cases Pending {Number}	**	0	
25	04B07	Agriculture and Farm Workers: Prosecution cases filed {Number}	**	0	
26	04B08	Agriculture and Farm Workers: Prosecution cases decided {Number}	**	0	
27	04B10	Agriculture and Farm Workers: Others {Number}	**	0	
<u>Food security (Targeted Public Distribution system)</u>					
28	05A02	Off take {Tonnes}	8,25,416	7,80,621	95

CHHATISGARH

Sl. No.	Item Code	Item/Parameter Name {Units}	Target April,2007-March,2008	Achievement April,2007-March,2008	Percent Achievement
(1)	(2)	(3)	(4)	(5)	(5)/(4)
<u>Food Security (Antodaya Anna Yojana)</u>					
29	05B02	Off take {Tonnes}	3,01,944	3,08,140	102
<u>Rural Housing - Indira Awaas Yojana</u>					
30	06A01	Houses constructed {Number}	29,714	30,263	102
<u>EWS/LIG Houses in Urban Areas</u>					
31	06B01	Houses constructed {Number}	11,500	10,979	95
<u>Rural Areas - Accelerated Rural Water Supply Programme</u>					
32	07A02	Slipped back habitations and habitations with water quality problems covered {Number}	3,714	0	0
<u>Sanitation Programme in Rural Areas</u>					
33	08D01	Individual Household latrines constructed {Number}	**	5,06,722	
<u>Institutional Delivery</u>					
34	08E01	Delivery in institutions {Number}	**	99,766	
<u>SC Families Assisted</u>					
35	10A01	SC Families Assisted {Number}	3,75,000	4,26,805	114
<u>ST Families Assisted</u>					
36	10C01	ST Families Assisted {Number}	*	8,92,582	
<u>Universalization of ICDS Scheme</u>					
37	12A01	ICDS Blocks Operational (Cumulative) {Number}	162	158	98
<u>Functional Anganwadis</u>					
38	12B01	Anganwadis Functional (Cumulative) {Number}	33,287	29,355	88
<u>No. of Urban poor families assisted under Seven Point Charter</u>					
39	14A01	Poor Families Assisted {Number}	5,000	0	0
<u>Afforestation (Public and Forest Lands)</u>					
40	15A01	Area Covered under Plantation {Hectares}	1,00,000	90,100	90
41	15A02	Seedlings planted {Number}	6,50,00,000	3,45,24,000	53
<u>Rural Roads - PMGSY</u>					
42	17A01	Length of Road Constructed {Kilometer}	4,417	2,598	59
<u>Rajiv Gandhi Grameen Vidutikaran Yojana</u>					
43	18B01	Villages electrified {Number}	450	66	15
<u>Energising pump sets</u>					
44	18D01	Pumps sets energized {Number}	40,000	22,868	57
<u>Supply of Electricity</u>					
45	18E02	Electricity supplied {Million Units}	14,079	13,409	95

Note:

* - Target Not Received.

** - Non-Targetable.

1 Very Good(90% or above of targets)

01B01, 05A02, 05B02, 06A01, 06B01, 10A01, 12A01, 15A01, 18E02

2 Good(Between 80% to 90% targets)

01E02, 12B01

3 Poor(Below 80% of targets)

07A02, 14A01, 15A02, 17A01, 18B01, 18D01

DELHI

Sl. No.	Item Code	Item/Parameter Name {Units}	Target April,2007-March,2008	Achievement April,2007-March,2008	Percent Achievement
(1)	(2)	(3)	(4)	(5)	(5)/(4)
<u>Employment generation under the NREG Scheme</u>					
1	01A01	No. of job cards issued {Number}	**	0	
2	01A02	Employment generated {Number}	**	0	
3	01A03	Wages given {Rupees}	**	0	
<u>Sampoorna Grameen Rojgar Yojana</u>					
4	01C01	Total Employment Generated {Number of Mandays}	**	0	
5	01C02	Employment Generated for SC {Number of Mandays}	**	0	
6	01C03	Employment Generated for ST {Number of Mandays}	**	0	
7	01C04	Employment Generated for Women {Number of Mandays}	**	0	
<u>Self Help Groups (SHG)</u>					
8	01E01	Formed under SGSY {Number}	**	0	
<u>Distribution of waste land to the landless</u>					
9	03E01	Total Land Distributed {Hectare}	**	0	
10	03E02	Land Distributed to SC {Hectare}	**	0	
11	03E03	Land Distributed to ST {Hectare}	**	0	
12	03E04	Land Distributed to Others {Hectare}	**	0	
<u>Minimum Wages Enforcement (including Farm Labour)</u>					
13	04B01	Agriculture and Farm Workers: Inspections made {Number}	**	815	
14	04B02	Agriculture and Farm Workers: Irregularities detected {Number}	**	349	
15	04B03	Agriculture and Farm Workers: Irregularities rectified {Number}	**	287	
16	04B04	Agriculture and Farm Workers: Claims filed {Number}	**	4	
17	04B05	Agriculture and Farm Workers: Claims settled {Number}	**	14	
18	04B06	Agriculture and Farm Workers: Prosecution cases Pending {Number}	**	1,423	
19	04B07	Agriculture and Farm Workers: Prosecution cases filed {Number}	**	95	
20	04B08	Agriculture and Farm Workers: Prosecution cases decided {Number}	**	4	
21	04B10	Agriculture and Farm Workers: Others {Number}	**	0	
<u>Food security (Targeted Public Distribution system)</u>					
22	05A02	Off take {Tonnes}	7,48,181	7,01,589	94
<u>Food Security (Antodaya Anna Yojana)</u>					
23	05B02	Off take {Tonnes}	45,906	39,361	86
<u>EWS/LIG Houses in Urban Areas</u>					
24	06B01	Houses constructed {Number}	26,486	6,600	25
<u>Sanitation Programme in Rural Areas</u>					
25	08D01	Individual Household latrines constructed {Number}	**	0	

DELHI

Sl. No.	Item Code	Item/Parameter Name {Units}	Target April,2007-March,2008	Achievement April,2007-March,2008	Percent Achievement
(1)	(2)	(3)	(4)	(5)	(5)/(4)
<u>Institutional Delivery</u>					
26	08E01	Delivery in institutions {Number}	**	1,49,276	
<u>SC Families Assisted</u>					
27	10A01	SC Families Assisted {Number}	5,000	1,825	36
<u>ST Families Assisted</u>					
28	10C01	ST Families Assisted {Number}	*	0	
<u>Universalization of ICDS Scheme</u>					
29	12A01	ICDS Blocks Operational (Cumulative) {Number}	45	50	111
<u>Functional Anganwadis</u>					
30	12B01	Anganwadis Functional (Cumulative) {Number}	5,603	6,091	109
<u>Afforestation (Public and Forest Lands)</u>					
31	15A01	Area Covered under Plantation {Hectares}	25	81	324
32	15A02	Seedlings planted {Number}	20,000	12,60,000	6,300
<u>Supply of Electricity</u>					
33	18E02	Electricity supplied {Million Units}	22,439	22,301	99

Note:

* - Target Not Received.

** - Non-Targetable.

1 Very Good(90% or above of targets)

05A02, 12A01, 12B01, 15A01, 15A02, 18E02

2 Good(Between 80% to 90% targets)

05B02

3 Poor(Below 80% of targets)

06B01, 10A01

GOA

Sl. No.	Item Code	Item/Parameter Name {Units}	Target April,2007-March,2008	Achievement April,2007-March,2008	Percent Achievement
(1)	(2)	(3)	(4)	(5)	(5)/(4)
<u>Employment generation under the NREG Scheme</u>					
1	01A01	No. of job cards issued {Number}	**	0	
2	01A02	Employment generated {Number}	**	0	
3	01A03	Wages given {Rupees}	**	0	
<u>Swaranjayanti Gram Swarojgar Yojana</u>					
4	01B01	Total Swarozgaries Assisted {Number}	596	55	9
5	01B02	SC Swarozgaries Assisted {Number}	**	8	
6	01B03	ST Swarozgaries Assisted {Number}	**	13	
7	01B04	Women Swarozgaries Assisted {Number}	**	31	
8	01B05	Disabled Swarozgaries Assisted {Number}	**	3	
<u>Sampoorna Grameen Rojgar Yojana</u>					
9	01C01	Total Employment Generated {Number of Mandays}	**	6	
10	01C02	Employment Generated for SC {Number of Mandays}	**	0	
11	01C03	Employment Generated for ST {Number of Mandays}	**	2	
12	01C04	Employment Generated for Women {Number of Mandays}	**	4	
<u>Self Help Groups (SHG)</u>					
13	01E01	Formed under SGSY {Number}	**	98	
14	01E02	To whom income generating activities provided {Number}	47	66	140
<u>Distribution of waste land to the landless</u>					
15	03E01	Total Land Distributed {Hectare}	**	0	
16	03E02	Land Distributed to SC {Hectare}	**	0	
17	03E03	Land Distributed to ST {Hectare}	**	0	
18	03E04	Land Distributed to Others {Hectare}	**	0	
<u>Minimum Wages Enforcement (including Farm Labour)</u>					
19	04B01	Agriculture and Farm Workers: Inspections made {Number}	**	0	
20	04B02	Agriculture and Farm Workers: Irregularities detected {Number}	**	0	
21	04B03	Agriculture and Farm Workers: Irregularities rectified {Number}	**	0	
22	04B04	Agriculture and Farm Workers: Claims filed {Number}	**	0	
23	04B05	Agriculture and Farm Workers: Claims settled {Number}	**	0	
24	04B06	Agriculture and Farm Workers: Prosecution cases Pending {Number}	**	0	
25	04B07	Agriculture and Farm Workers: Prosecution cases filed {Number}	**	0	
26	04B08	Agriculture and Farm Workers: Prosecution cases decided {Number}	**	0	
27	04B10	Agriculture and Farm Workers: Others {Number}	**	0	
<u>Food security (Targeted Public Distribution system)</u>					
28	05A02	Off take {Tonnes}	32,182	29,860	93

GOA

Sl. No.	Item Code	Item/Parameter Name {Units}	Target April,2007-March,2008	Achievement April,2007-March,2008	Percent Achievement
(1)	(2)	(3)	(4)	(5)	(5)/(4)
<u>Food Security (Antodaya Anna Yojana)</u>					
29	05B02	Off take {Tonnes}	6,108	5,037	82
<u>Rural Housing - Indira Awaas Yojana</u>					
30	06A01	Houses constructed {Number}	1,183	733	62
<u>Sanitation Programme in Rural Areas</u>					
31	08D01	Individual Household latrines constructed {Number}	**	310	
<u>Institutional Delivery</u>					
32	08E01	Delivery in institutions {Number}	**	20,517	
<u>SC Families Assisted</u>					
33	10A01	SC Families Assisted {Number}	550	1,794	326
<u>ST Families Assisted</u>					
34	10C01	ST Families Assisted {Number}	*	27,080	
<u>Universalization of ICDS Scheme</u>					
35	12A01	ICDS Blocks Operational (Cumulative) {Number}	11	11	100
<u>Functional Anganwadis</u>					
36	12B01	Anganwadis Functional (Cumulative) {Number}	1,082	1,112	103
<u>Afforestation (Public and Forest Lands)</u>					
37	15A01	Area Covered under Plantation {Hectares}	1,000	498	50
38	15A02	Seedlings planted {Number}	6,50,000	9,04,000	139
<u>Rural Roads - PMGSY</u>					
39	17A01	Length of Road Constructed {Kilometer}	18	0	0
<u>Supply of Electricity</u>					
40	18E02	Electricity supplied {Million Units}	2,740	2,707	99

Note:

* - Target Not Received.

** - Non-Targetable.

1 Very Good(90% or above of targets)

01E02, 05A02, 10A01, 12A01, 12B01, 15A02, 18E02

2 Good(Between 80% to 90% targets)

05B02

3 Poor(Below 80% of targets)

01B01, 06A01, 15A01, 17A01

GUJARAT

Sl. No.	Item Code	Item/Parameter Name {Units}	Target April,2007-March,2008	Achievement April,2007-March,2008	Percent Achievement
(1)	(2)	(3)	(4)	(5)	(5)/(4)
<u>Employment generation under the NREG Scheme</u>					
1	01A01	No. of job cards issued {Number}	**	8,65,503	
2	01A02	Employment generated {Number}	**	90,04,000	
3	01A03	Wages given {Rupees}	**	81,83,71,000	
<u>Swaranjayanti Gram Swarojgar Yojana</u>					
4	01B01	Total Swarozgaries Assisted {Number}	26,873	35,786	133
5	01B02	SC Swarozgaries Assisted {Number}	**	18,514	
6	01B03	ST Swarozgaries Assisted {Number}	**	0	
7	01B04	Women Swarozgaries Assisted {Number}	**	13,593	
8	01B05	Disabled Swarozgaries Assisted {Number}	**	325	
<u>Sampoorna Grameen Rojgar Yojana</u>					
9	01C01	Total Employment Generated {Number of Mandays}	**	89,57,000	
10	01C02	Employment Generated for SC {Number of Mandays}	**	41,39,000	
11	01C03	Employment Generated for ST {Number of Mandays}	**	0	
12	01C04	Employment Generated for Women {Number of Mandays}	**	21,67,900	
<u>Self Help Groups (SHG)</u>					
13	01E01	Formed under SGSY {Number}	**	4,901	
14	01E02	To whom income generating activities provided {Number}	2,106	2,363	112
<u>Distribution of waste land to the landless</u>					
15	03E01	Total Land Distributed {Hectare}	**	3,000	
16	03E02	Land Distributed to SC {Hectare}	**	711	
17	03E03	Land Distributed to ST {Hectare}	**	778	
18	03E04	Land Distributed to Others {Hectare}	**	1,511	
<u>Minimum Wages Enforcement (including Farm Labour)</u>					
19	04B01	Agriculture and Farm Workers: Inspections made {Number}	**	14,211	
20	04B02	Agriculture and Farm Workers: Irregularities detected {Number}	**	11,634	
21	04B03	Agriculture and Farm Workers: Irregularities rectified {Number}	**	6,588	
22	04B04	Agriculture and Farm Workers: Claims filed {Number}	**	0	
23	04B05	Agriculture and Farm Workers: Claims settled {Number}	**	1	
24	04B06	Agriculture and Farm Workers: Prosecution cases Pending {Number}	**	58,436	
25	04B07	Agriculture and Farm Workers: Prosecution cases filed {Number}	**	468	
26	04B08	Agriculture and Farm Workers: Prosecution cases decided {Number}	**	209	
27	04B10	Agriculture and Farm Workers: Others {Number}	**	0	
<u>Food security (Targeted Public Distribution system)</u>					
28	05A02	Off take {Tonnes}	11,30,035	8,82,491	78

GUJARAT

Sl. No.	Item Code	Item/Parameter Name {Units}	Target April,2007-March,2008	Achievement April,2007-March,2008	Percent Achievement
(1)	(2)	(3)	(4)	(5)	(5)/(4)
<u>Food Security (Antodaya Anna Yojana)</u>					
29	05B02	Off take {Tonnes}	3,32,180	2,93,573	88
<u>Rural Housing - Indira Awaas Yojana</u>					
30	06A01	Houses constructed {Number}	94,234	96,234	102
<u>EWS/LIG Houses in Urban Areas</u>					
31	06B01	Houses constructed {Number}	500	500	100
<u>Rural Areas - Accelerated Rural Water Supply Programme</u>					
32	07A02	Slipped back habitations and habitations with water quality problems covered {Number}	3,139	3,143	100
<u>Sanitation Programme in Rural Areas</u>					
33	08D01	Individual Household latrines constructed {Number}	**	8,47,897	
<u>Institutional Delivery</u>					
34	08E01	Delivery in institutions {Number}	**	9,20,652	
<u>SC Families Assisted</u>					
35	10A01	SC Families Assisted {Number}	1,40,000	1,39,448	100
<u>ST Families Assisted</u>					
36	10C01	ST Families Assisted {Number}	*	1,82,657	
<u>Universalization of ICDS Scheme</u>					
37	12A01	ICDS Blocks Operational (Cumulative) {Number}	260	260	100
<u>Functional Anganwadis</u>					
38	12B01	Anganwadis Functional (Cumulative) {Number}	43,371	43,195	100
<u>No. of Urban poor families assisted under Seven Point Charter</u>					
39	14A01	Poor Families Assisted {Number}	4,000	4,000	100
<u>Afforestation (Public and Forest Lands)</u>					
40	15A01	Area Covered under Plantation {Hectares}	1,00,000	92,164	92
41	15A02	Seedlings planted {Number}	6,50,00,000	31,77,24,000	489
<u>Rural Roads - PMGSY</u>					
42	17A01	Length of Road Constructed {Kilometer}	500	450	90
<u>Rajiv Gandhi Grameen Vidutikaran Yojana</u>					
43	18B01	Villages electrified {Number}	500	1,236	247
<u>Energising pump sets</u>					
44	18D01	Pumps sets energized {Number}	9,140	14,473	158
<u>Supply of Electricity</u>					
45	18E02	Electricity supplied {Million Units}	68,747	57,614	84

Note:

* - Target Not Received.

** - Non-Targetable.

1 Very Good(90% or above of targets)

01B01, 01E02, 06A01, 06B01, 07A02, 10A01, 12A01, 12B01, 14A01, 15A01, 15A02, 17A01, 18B01, 18D01

2 Good(Between 80% to 90% targets)

05B02, 18E02

3 Poor(Below 80% of targets)

05A02

HARYANA

Sl. No.	Item Code	Item/Parameter Name {Units}	Target April,2007-March,2008	Achievement April,2007-March,2008	Percent Achievement
(1)	(2)	(3)	(4)	(5)	(5)/(4)
<u>Employment generation under the NREG Scheme</u>					
1	01A01	No. of job cards issued {Number}	**	54,673	
2	01A02	Employment generated {Number}	**	35,75,600	
3	01A03	Wages given {Rupees}	**	45,04,60,300	
<u>Swaranjayanti Gram Swarojgar Yojana</u>					
4	01B01	Total Swarozgaries Assisted {Number}	15,810	18,761	119
5	01B02	SC Swarozgaries Assisted {Number}	**	10,170	
6	01B03	ST Swarozgaries Assisted {Number}	**	0	
7	01B04	Women Swarozgaries Assisted {Number}	**	13,625	
8	01B05	Disabled Swarozgaries Assisted {Number}	**	253	
<u>Sampoorna Grameen Rojgar Yojana</u>					
9	01C01	Total Employment Generated {Number of Mandays}	**	66,95,200	
10	01C02	Employment Generated for SC {Number of Mandays}	**	40,69,800	
11	01C03	Employment Generated for ST {Number of Mandays}	**	0	
12	01C04	Employment Generated for Women {Number of Mandays}	**	21,08,400	
<u>Self Help Groups (SHG)</u>					
13	01E01	Formed under SGSY {Number}	**	2,265	
14	01E02	To whom income generating activities provided {Number}	1,239	1,628	131
<u>Distribution of waste land to the landless</u>					
15	03E01	Total Land Distributed {Hectare}	**	0	
16	03E02	Land Distributed to SC {Hectare}	**	0	
17	03E03	Land Distributed to ST {Hectare}	**	0	
18	03E04	Land Distributed to Others {Hectare}	**	0	
<u>Minimum Wages Enforcement (including Farm Labour)</u>					
19	04B01	Agriculture and Farm Workers: Inspections made {Number}	**	248	
20	04B02	Agriculture and Farm Workers: Irregularities detected {Number}	**	65	
21	04B03	Agriculture and Farm Workers: Irregularities rectified {Number}	**	0	
22	04B04	Agriculture and Farm Workers: Claims filed {Number}	**	12	
23	04B05	Agriculture and Farm Workers: Claims settled {Number}	**	4	
24	04B06	Agriculture and Farm Workers: Prosecution cases Pending {Number}	**	1,029	
25	04B07	Agriculture and Farm Workers: Prosecution cases filed {Number}	**	16	
26	04B08	Agriculture and Farm Workers: Prosecution cases decided {Number}	**	28	
27	04B10	Agriculture and Farm Workers: Others {Number}	**	0	
<u>Food security (Targeted Public Distribution system)</u>					
28	05A02	Off take {Tonnes}	4,51,917	3,16,172	70

HARYANA

Sl. No.	Item Code	Item/Parameter Name {Units}	Target April,2007-March,2008	Achievement April,2007-March,2008	Percent Achievement
(1)	(2)	(3)	(4)	(5)	(5)/(4)
<u>Food Security (Antodaya Anna Yojana)</u>					
29	05B02	Off take {Tonnes}	1,22,820	1,16,987	95
<u>Rural Housing - Indira Awaas Yojana</u>					
30	06A01	Houses constructed {Number}	13,231	12,896	97
<u>EWS/LIG Houses in Urban Areas</u>					
31	06B01	Houses constructed {Number}	1,340	1,117	83
<u>Rural Areas - Accelerated Rural Water Supply Programme</u>					
32	07A02	Slipped back habitations and habitations with water quality problems covered {Number}	823	917	111
<u>Sanitation Programme in Rural Areas</u>					
33	08D01	Individual Household latrines constructed {Number}	**	6,58,943	
<u>Institutional Delivery</u>					
34	08E01	Delivery in institutions {Number}	**	0	
<u>SC Families Assisted</u>					
35	10A01	SC Families Assisted {Number}	88,500	88,484	100
<u>ST Families Assisted</u>					
36	10C01	ST Families Assisted {Number}	*	0	
<u>Universalization of ICDS Scheme</u>					
37	12A01	ICDS Blocks Operational (Cumulative) {Number}	134	137	102
<u>Functional Anganwadis</u>					
38	12B01	Anganwadis Functional (Cumulative) {Number}	16,942	17,444	103
<u>Afforestation (Public and Forest Lands)</u>					
39	15A01	Area Covered under Plantation {Hectares}	20,000	14,786	74
40	15A02	Seedlings planted {Number}	1,30,00,000	2,76,98,000	213
<u>Rural Roads - PMGSY</u>					
41	17A01	Length of Road Constructed {Kilometer}	586	660	113
<u>Rajiv Gandhi Grameen Vidyutikaran Yojana</u>					
42	18B01	Villages electrified {Number}	500	1,070	214
<u>Energising pump sets</u>					
43	18D01	Pumps sets energized {Number}	6,000	11,838	197
<u>Supply of Electricity</u>					
44	18E02	Electricity supplied {Million Units}	29,353	25,652	87

Note:

* - Target Not Received.

** - Non-Targetable.

1 Very Good(90% or above of targets)

01B01, 01E02, 05B02, 06A01, 07A02, 10A01, 12A01, 12B01, 15A02, 17A01, 18B01, 18D01

2 Good(Between 80% to 90% targets)

06B01, 18E02

3 Poor(Below 80% of targets)

05A02, 15A01

HIMACHAL PRADESH

Sl. No.	Item Code	Item/Parameter Name {Units}	Target April,2007-March,2008	Achievement April,2007-March,2008	Percent Achievement
(1)	(2)	(3)	(4)	(5)	(5)/(4)
<u>Employment generation under the NREG Scheme</u>					
1	01A01	No. of job cards issued {Number}	**	3,93,751	
2	01A02	Employment generated {Number}	**	97,53,000	
3	01A03	Wages given {Rupees}	**	73,55,48,000	
<u>Swaranjayanti Gram Swarojgar Yojana</u>					
4	01B01	Total Swarozgaries Assisted {Number}	6,658	7,675	115
5	01B02	SC Swarozgaries Assisted {Number}	**	3,233	
6	01B03	ST Swarozgaries Assisted {Number}	**	662	
7	01B04	Women Swarozgaries Assisted {Number}	**	4,926	
8	01B05	Disabled Swarozgaries Assisted {Number}	**	165	
<u>Sampoorna Grameen Rojgar Yojana</u>					
9	01C01	Total Employment Generated {Number of Mandays}	**	12,74,000	
10	01C02	Employment Generated for SC {Number of Mandays}	**	5,69,000	
11	01C03	Employment Generated for ST {Number of Mandays}	**	1,58,000	
12	01C04	Employment Generated for Women {Number of Mandays}	**	92,000	
<u>Self Help Groups (SHG)</u>					
13	01E01	Formed under SGSY {Number}	**	965	
14	01E02	To whom income generating activities provided {Number}	522	660	126
<u>Minimum Wages Enforcement (including Farm Labour)</u>					
15	04B01	Agriculture and Farm Workers: Inspections made {Number}	**	0	
16	04B02	Agriculture and Farm Workers: Irregularities detected {Number}	**	0	
17	04B03	Agriculture and Farm Workers: Irregularities rectified {Number}	**	0	
18	04B04	Agriculture and Farm Workers: Claims filed {Number}	**	0	
19	04B05	Agriculture and Farm Workers: Claims settled {Number}	**	0	
20	04B06	Agriculture and Farm Workers: Prosecution cases Pending {Number}	**	0	
21	04B07	Agriculture and Farm Workers: Prosecution cases filed {Number}	**	0	
22	04B08	Agriculture and Farm Workers: Prosecution cases decided {Number}	**	0	
23	04B10	Agriculture and Farm Workers: Others {Number}	**	0	
<u>Food security (Targeted Public Distribution system)</u>					
24	05A02	Off take {Tonnes}	4,77,496	4,56,065	96
<u>Food Security (Antodaya Anna Yojana)</u>					
25	05B02	Off take {Tonnes}	82,740	80,022	97
<u>Rural Housing - Indira Awaas Yojana</u>					
26	06A01	Houses constructed {Number}	4,242	4,029	95

HIMACHAL PRADESH

Sl. No.	Item Code	Item/Parameter Name {Units}	Target April,2007-March,2008	Achievement April,2007-March,2008	Percent Achievement
(1)	(2)	(3)	(4)	(5)	(5)/(4)
<u>Rural Areas - Accelerated Rural Water Supply Programme</u>					
27	07A01	Habitations covered (NC and PC) {Number}	1,941	1,407	72
28	07A02	Slipped back habitations and habitations with water quality problems covered {Number}	3,103	3,070	99
<u>Sanitation Programme in Rural Areas</u>					
29	08D01	Individual Household latrines constructed {Number}	**	1,36,043	
<u>Institutional Delivery</u>					
30	08E01	Delivery in institutions {Number}	**	57,625	
<u>SC Families Assisted</u>					
31	10A01	SC Families Assisted {Number}	58,000	50,311	87
<u>ST Families Assisted</u>					
32	10C01	ST Families Assisted {Number}	*	11,808	
<u>Universalization of ICDS Scheme</u>					
33	12A01	ICDS Blocks Operational (Cumulative) {Number}	76	76	100
<u>Functional Anganwadis</u>					
34	12B01	Anganwadis Functional (Cumulative) {Number}	18,248	18,248	100
<u>Afforestation (Public and Forest Lands)</u>					
35	15A01	Area Covered under Plantation {Hectares}	20,000	21,162	106
36	15A02	Seedlings planted {Number}	1,30,00,000	1,52,00,000	117
<u>Rural Roads - PMGSY</u>					
37	17A01	Length of Road Constructed {Kilometer}	1,298	1,301	100
<u>Energising pump sets</u>					
38	18D01	Pumps sets energized {Number}	600	1,275	212
<u>Supply of Electricity</u>					
39	18E02	Electricity supplied {Million Units}	5,992	5,814	97

Note:

* - Target Not Received.

** - Non-Targetable.

1 Very Good(90% or above of targets)

01B01, 01E02, 05A02, 05B02, 06A01, 07A02, 12A01, 12B01, 15A01, 15A02, 17A01, 18D01, 18E02

2 Good(Between 80% to 90% targets)

10A01

3 Poor(Below 80% of targets)

07A01

JAMMU AND KASHMIR

Sl. No.	Item Code	Item/Parameter Name {Units}	Target April,2007-March,2008	Achievement April,2007-March,2008	Percent Achievement
(1)	(2)	(3)	(4)	(5)	(5)/(4)
<u>Employment generation under the NREG Scheme</u>					
1	01A01	No. of job cards issued {Number}	**	2,81,752	
2	01A02	Employment generated {Number}	**	55,35,586	
3	01A03	Wages given {Rupees}	**	51,90,45,000	
<u>Swaranjayanti Gram Swarozgar Yojana</u>					
4	01B01	Total Swarozgaries Assisted {Number}	8,240	6,023	73
5	01B02	SC Swarozgaries Assisted {Number}	**	702	
6	01B03	ST Swarozgaries Assisted {Number}	**	622	
7	01B04	Women Swarozgaries Assisted {Number}	**	988	
8	01B05	Disabled Swarozgaries Assisted {Number}	**	5	
<u>Sampoorna Grameen Rojgar Yojana</u>					
9	01C01	Total Employment Generated {Number of Mandays}	**	21,06,800	
10	01C02	Employment Generated for SC {Number of Mandays}	**	2,59,200	
11	01C03	Employment Generated for ST {Number of Mandays}	**	7,72,200	
12	01C04	Employment Generated for Women {Number of Mandays}	**	14,600	
<u>Self Help Groups (SHG)</u>					
13	01E01	Formed under SGSY {Number}	**	1,191	
14	01E02	To whom income generating activities provided {Number}	646	1,075	166
<u>Distribution of waste land to the landless</u>					
15	03E01	Total Land Distributed {Hectare}	**	0	
16	03E02	Land Distributed to SC {Hectare}	**	0	
17	03E03	Land Distributed to ST {Hectare}	**	0	
18	03E04	Land Distributed to Others {Hectare}	**	0	
<u>Minimum Wages Enforcement (including Farm Labour)</u>					
19	04B01	Agriculture and Farm Workers: Inspections made {Number}	**	0	
20	04B02	Agriculture and Farm Workers: Irregularities detected {Number}	**	0	
21	04B03	Agriculture and Farm Workers: Irregularities rectified {Number}	**	0	
22	04B04	Agriculture and Farm Workers: Claims filed {Number}	**	0	
23	04B05	Agriculture and Farm Workers: Claims settled {Number}	**	0	
24	04B06	Agriculture and Farm Workers: Prosecution cases Pending {Number}	**	0	
25	04B07	Agriculture and Farm Workers: Prosecution cases filed {Number}	**	0	
26	04B08	Agriculture and Farm Workers: Prosecution cases decided {Number}	**	0	
27	04B10	Agriculture and Farm Workers: Others {Number}	**	0	
<u>Food security (Targeted Public Distribution system)</u>					
28	05A02	Off take {Tonnes}	8,23,595	7,46,053	91

JAMMU AND KASHMIR

Sl. No.	Item Code	Item/Parameter Name {Units}	Target April,2007-March,2008	Achievement April,2007-March,2008	Percent Achievement
(1)	(2)	(3)	(4)	(5)	(5)/(4)
<u>Food Security (Antodaya Anna Yojana)</u>					
29	05B02	Off take {Tonnes}	1,07,388	1,07,711	100
<u>Rural Housing - Indira Awaas Yojana</u>					
30	06A01	Houses constructed {Number}	13,177	15,322	116
<u>Rural Areas - Accelerated Rural Water Supply Programme</u>					
31	07A01	Habitations covered (NC and PC) {Number}	1,008	622	62
32	07A02	Slipped back habitations and habitations with water quality problems covered {Number}	1,050	125	12
<u>Sanitation Programme in Rural Areas</u>					
33	08D01	Individual Household latrines constructed {Number}	**	39,559	
<u>Institutional Delivery</u>					
34	08E01	Delivery in institutions {Number}	**	1,50,466	
<u>SC Families Assisted</u>					
35	10A01	SC Families Assisted {Number}	1,100	5,003	455
<u>ST Families Assisted</u>					
36	10C01	ST Families Assisted {Number}	*	48,807	
<u>Universalization of ICDS Scheme</u>					
37	12A01	ICDS Blocks Operational (Cumulative) {Number}	140	141	101
<u>Functional Anganwadis</u>					
38	12B01	Anganwadis Functional (Cumulative) {Number}	23,382	17,910	77
<u>Afforestation (Public and Forest Lands)</u>					
39	15A01	Area Covered under Plantation {Hectares}	35,000	30,419	87
40	15A02	Seedlings planted {Number}	2,27,50,000	68,00,000	30
<u>Rural Roads - PMGSY</u>					
41	17A01	Length of Road Constructed {Kilometer}	539	235	44
<u>Supply of Electricity</u>					
42	18E02	Electricity supplied {Million Units}	11,782	8,362	71

Note:

* - Target Not Received.

** - Non-Targetable.

1 Very Good(90% or above of targets)

01E02, 05A02, 05B02, 06A01, 10A01, 12A01

2 Good(Between 80% to 90% targets)

15A01

3 Poor(Below 80% of targets)

01B01, 07A01, 07A02, 12B01, 15A02, 17A01, 18E02

JHARKHAND

Sl. No.	Item Code	Item/Parameter Name {Units}	Target April,2007-March,2008	Achievement April,2007-March,2008	Percent Achievement
(1)	(2)	(3)	(4)	(5)	(5)/(4)
<u>Employment generation under the NREG Scheme</u>					
1	01A01	No. of job cards issued {Number}	**	27,19,084	
2	01A02	Employment generated {Number}	**	8,46,43,974	
3	01A03	Wages given {Rupees}	**	7,48,70,83,208	
<u>Swaranjayanti Gram Swarojgar Yojana</u>					
4	01B01	Total Swarozgaries Assisted {Number}	64,035	27,759	43
5	01B02	SC Swarozgaries Assisted {Number}	**	5,712	
6	01B03	ST Swarozgaries Assisted {Number}	**	10,731	
7	01B04	Women Swarozgaries Assisted {Number}	**	9,308	
8	01B05	Disabled Swarozgaries Assisted {Number}	**	128	
<u>Sampoorna Grameen Rojgar Yojana</u>					
9	01C01	Total Employment Generated {Number of Mandays}	**	1,45,25,100	
10	01C02	Employment Generated for SC {Number of Mandays}	**	30,66,200	
11	01C03	Employment Generated for ST {Number of Mandays}	**	62,37,200	
12	01C04	Employment Generated for Women {Number of Mandays}	**	26,54,700	
<u>Self Help Groups (SHG)</u>					
13	01E01	Formed under SGSY {Number}	**	8,246	
14	01E02	To whom income generating activities provided {Number}	5,019	12,879	257
<u>Distribution of waste land to the landless</u>					
15	03E01	Total Land Distributed {Hectare}	**	11,365	
16	03E02	Land Distributed to SC {Hectare}	**	2,579	
17	03E03	Land Distributed to ST {Hectare}	**	3,652	
18	03E04	Land Distributed to Others {Hectare}	**	5,087	
<u>Minimum Wages Enforcement (including Farm Labour)</u>					
19	04B01	Agriculture and Farm Workers: Inspections made {Number}	**	0	
20	04B02	Agriculture and Farm Workers: Irregularities detected {Number}	**	0	
21	04B03	Agriculture and Farm Workers: Irregularities rectified {Number}	**	0	
22	04B04	Agriculture and Farm Workers: Claims filed {Number}	**	0	
23	04B05	Agriculture and Farm Workers: Claims settled {Number}	**	0	
24	04B06	Agriculture and Farm Workers: Prosecution cases Pending {Number}	**	0	
25	04B07	Agriculture and Farm Workers: Prosecution cases filed {Number}	**	0	
26	04B08	Agriculture and Farm Workers: Prosecution cases decided {Number}	**	0	
27	04B10	Agriculture and Farm Workers: Others {Number}	**	0	
<u>Food security (Targeted Public Distribution system)</u>					
28	05A02	Off take {Tonnes}	10,57,736	8,27,148	78

JHARKHAND

Sl. No.	Item Code	Item/Parameter Name {Units}	Target April,2007-March,2008	Achievement April,2007-March,2008	Percent Achievement
(1)	(2)	(3)	(4)	(5)	(5)/(4)
<u>Food Security (Antodaya Anna Yojana)</u>					
29	05B02	Off take {Tonnes}	3,52,091	3,23,037	92
<u>Rural Housing - Indira Awaas Yojana</u>					
30	06A01	Houses constructed {Number}	50,589	34,659	69
<u>Rural Areas - Accelerated Rural Water Supply Programme</u>					
31	07A02	Slipped back habitations and habitations with water quality problems covered {Number}	5,479	308	6
<u>Sanitation Programme in Rural Areas</u>					
32	08D01	Individual Household latrines constructed {Number}	**	3,18,227	
<u>Institutional Delivery</u>					
33	08E01	Delivery in institutions {Number}	**	1,30,730	
<u>SC Families Assisted</u>					
34	10A01	SC Families Assisted {Number}	5,50,000	8,53,325	155
<u>ST Families Assisted</u>					
35	10C01	ST Families Assisted {Number}	*	20,57,071	
<u>Universalization of ICDS Scheme</u>					
36	12A01	ICDS Blocks Operational (Cumulative) {Number}	204	204	100
<u>Functional Anganwadis</u>					
37	12B01	Anganwadis Functional (Cumulative) {Number}	31,724	32,343	102
<u>Afforestation (Public and Forest Lands)</u>					
38	15A01	Area Covered under Plantation {Hectares}	1,00,000	35,121	35
39	15A02	Seedlings planted {Number}	6,50,00,000	5,62,06,693	86
<u>Rural Roads - PMGSY</u>					
40	17A01	Length of Road Constructed {Kilometer}	959	1,641	171
<u>Rajiv Gandhi Grameen Vidutikaran Yojana</u>					
41	18B01	Villages electrified {Number}	3,150	6,326	201
<u>Energising pump sets</u>					
42	18D01	Pumps sets energized {Number}	3,000	3,912	130
<u>Supply of Electricity</u>					
43	18E02	Electricity supplied {Million Units}	5,139	4,458	87

Note:

* - Target Not Received.

** - Non-Targetable.

1 Very Good(90% or above of targets)

01E02, 05B02, 10A01, 12A01, 12B01, 17A01, 18B01, 18D01

2 Good(Between 80% to 90% targets)

15A02, 18E02

3 Poor(Below 80% of targets)

01B01, 05A02, 06A01, 07A02, 15A01

KARNATAKA

Sl. No.	Item Code	Item/Parameter Name {Units}	Target April,2007- March,2008	Achievement April,2007- March,2008	Percent Achievement
(1)	(2)	(3)	(4)	(5)	(5)/(4)
<u>Employment generation under the NREG Scheme</u>					
1	01A01	No. of job cards issued {Number}	**	8,71,313	
2	01A02	Employment generated {Number}	**	1,88,57,500	
3	01A03	Wages given {Rupees}	**	1,39,54,55,000	
<u>Swaranjayanti Gram Swarojgar Yojana</u>					
4	01B01	Total Swarozgaries Assisted {Number}	53,910	82,158	152
5	01B02	SC Swarozgaries Assisted {Number}	**	29,414	
6	01B03	ST Swarozgaries Assisted {Number}	**	9,558	
7	01B04	Women Swarozgaries Assisted {Number}	**	74,045	
8	01B05	Disabled Swarozgaries Assisted {Number}	**	1,438	
<u>Sampoorna Grameen Rojgar Yojana</u>					
9	01C01	Total Employment Generated {Number of Mandays}	**	2,10,71,000	
10	01C02	Employment Generated for SC {Number of Mandays}	**	62,50,000	
11	01C03	Employment Generated for ST {Number of Mandays}	**	29,91,000	
12	01C04	Employment Generated for Women {Number of Mandays}	**	62,24,000	
<u>Self Help Groups (SHG)</u>					
13	01E01	Formed under SGSY {Number}	**	7,226	
14	01E02	To whom income generating activities provided {Number}	4,226	6,174	146
<u>Distribution of waste land to the landless</u>					
15	03E01	Total Land Distributed {Hectare}	**	0	
16	03E02	Land Distributed to SC {Hectare}	**	0	
17	03E03	Land Distributed to ST {Hectare}	**	0	
18	03E04	Land Distributed to Others {Hectare}	**	0	
<u>Minimum Wages Enforcement (including Farm Labour)</u>					
19	04B01	Agriculture and Farm Workers: Inspections made {Number}	**	0	
20	04B02	Agriculture and Farm Workers: Irregularities detected {Number}	**	0	
21	04B03	Agriculture and Farm Workers: Irregularities rectified {Number}	**	0	
22	04B04	Agriculture and Farm Workers: Claims filed {Number}	**	0	
23	04B05	Agriculture and Farm Workers: Claims settled {Number}	**	0	
24	04B06	Agriculture and Farm Workers: Prosecution cases Pending {Number}	**	0	
25	04B07	Agriculture and Farm Workers: Prosecution cases filed {Number}	**	0	
26	04B08	Agriculture and Farm Workers: Prosecution cases decided {Number}	**	0	
27	04B10	Agriculture and Farm Workers: Others {Number}	**	0	
<u>Food security (Targeted Public Distribution system)</u>					
28	05A02	Off take {Tonnes}	26,47,031	19,05,704	72

KARNATAKA

Sl. No.	Item Code	Item/Parameter Name {Units}	Target April,2007-March,2008	Achievement April,2007-March,2008	Percent Achievement
(1)	(2)	(3)	(4)	(5)	(5)/(4)
<u>Food Security (Antodaya Anna Yojana)</u>					
29	05B02	Off take {Tonnes}	5,03,892	4,84,189	96
<u>Rural Housing - Indira Awaas Yojana</u>					
30	06A01	Houses constructed {Number}	74,029	39,656	54
<u>Rural Areas - Accelerated Rural Water Supply Programme</u>					
31	07A01	Habitations covered (NC and PC) {Number}	800	5,518	690
32	07A02	Slipped back habitations and habitations with water quality problems covered {Number}	5,572	642	12
<u>Sanitation Programme in Rural Areas</u>					
33	08D01	Individual Household latrines constructed {Number}	**	7,20,063	
<u>Institutional Delivery</u>					
34	08E01	Delivery in institutions {Number}	**	6,43,333	
<u>SC Families Assisted</u>					
35	10A01	SC Families Assisted {Number}	5,00,000	4,89,648	98
<u>ST Families Assisted</u>					
36	10C01	ST Families Assisted {Number}	*	64,632	
<u>Universalization of ICDS Scheme</u>					
37	12A01	ICDS Blocks Operational (Cumulative) {Number}	185	185	100
<u>Functional Anganwadis</u>					
38	12B01	Anganwadis Functional (Cumulative) {Number}	53,466	54,260	101
<u>Afforestation (Public and Forest Lands)</u>					
39	15A01	Area Covered under Plantation {Hectares}	80,000	79,474	99
40	15A02	Seedlings planted {Number}	5,20,00,000	7,10,00,000	137
<u>Rural Roads - PMGSY</u>					
41	17A01	Length of Road Constructed {Kilometer}	1,824	1,496	82
<u>Rajiv Gandhi Grameen Vidutikaran Yojana</u>					
42	18B01	Villages electrified {Number}	5,100	9,181	180
<u>Energising pump sets</u>					
43	18D01	Pumps sets energized {Number}	20,000	17,999	90
<u>Supply of Electricity</u>					
44	18E02	Electricity supplied {Million Units}	40,320	39,230	97

Note:

* - Target Not Received.

** - Non-Targetable.

1 Very Good(90% or above of targets)

01B01, 01E02, 05B02, 07A01, 10A01, 12A01, 12B01, 15A01, 15A02, 18B01, 18D01, 18E02

2 Good(Between 80% to 90% targets)

17A01

3 Poor(Below 80% of targets)

05A02, 06A01, 07A02

KERALA

Sl. No.	Item Code	Item/Parameter Name {Units}	Target April,2007- March,2008	Achievement April,2007- March,2008	Percent Achievement
(1)	(2)	(3)	(4)	(5)	(5)/(4)
<u>Employment generation under the NREG Scheme</u>					
1	01A01	No. of job cards issued {Number}	**	2,65,140	
2	01A02	Employment generated {Number}	**	60,46,808	
3	01A03	Wages given {Rupees}	**	71,39,51,000	
<u>Swaranjayanti Gram Swarozgar Yojana</u>					
4	01B01	Total Swarozgaries Assisted {Number}	24,189	6,764	28
5	01B02	SC Swarozgaries Assisted {Number}	**	5,221	
6	01B03	ST Swarozgaries Assisted {Number}	**	474	
7	01B04	Women Swarozgaries Assisted {Number}	**	3,102	
8	01B05	Disabled Swarozgaries Assisted {Number}	**	796	
<u>Sampoorna Grameen Rojgar Yojana</u>					
9	01C01	Total Employment Generated {Number of Mandays}	**	69,14,000	
10	01C02	Employment Generated for SC {Number of Mandays}	**	25,75,000	
11	01C03	Employment Generated for ST {Number of Mandays}	**	2,37,000	
12	01C04	Employment Generated for Women {Number of Mandays}	**	26,84,000	
<u>Self Help Groups (SHG)</u>					
13	01E01	Formed under SGSY {Number}	**	1,789	
14	01E02	To whom income generating activities provided {Number}	1,896	1,987	105
<u>Distribution of waste land to the landless</u>					
15	03E01	Total Land Distributed {Hectare}	**	2,179	
16	03E02	Land Distributed to SC {Hectare}	**	395	
17	03E03	Land Distributed to ST {Hectare}	**	956	
18	03E04	Land Distributed to Others {Hectare}	**	77	
<u>Minimum Wages Enforcement (including Farm Labour)</u>					
19	04B01	Agriculture and Farm Workers: Inspections made {Number}	**	2,102	
20	04B02	Agriculture and Farm Workers: Irregularities detected {Number}	**	4,294	
21	04B03	Agriculture and Farm Workers: Irregularities rectified {Number}	**	1,278	
22	04B04	Agriculture and Farm Workers: Claims filed {Number}	**	14	
23	04B05	Agriculture and Farm Workers: Claims settled {Number}	**	17	
24	04B06	Agriculture and Farm Workers: Prosecution cases Pending {Number}	**	500	
25	04B07	Agriculture and Farm Workers: Prosecution cases filed {Number}	**	49	
26	04B08	Agriculture and Farm Workers: Prosecution cases decided {Number}	**	52	
27	04B10	Agriculture and Farm Workers: Others {Number}	**	0	
<u>Food security (Targeted Public Distribution system)</u>					
28	05A02	Off take {Tonnes}	11,84,607	11,50,792	97

KERALA

Sl. No.	Item Code	Item/Parameter Name {Units}	Target April,2007-March,2008	Achievement April,2007-March,2008	Percent Achievement
(1)	(2)	(3)	(4)	(5)	(5)/(4)
<u>Food Security (Antodaya Anna Yojana)</u>					
29	05B02	Off take {Tonnes}	2,50,260	2,50,886	100
<u>Rural Housing - Indira Awaas Yojana</u>					
30	06A01	Houses constructed {Number}	41,167	37,094	90
<u>Rural Areas - Accelerated Rural Water Supply Programme</u>					
31	07A01	Habitations covered (NC and PC) {Number}	2,400	832	35
32	07A02	Slipped back habitations and habitations with water quality problems covered {Number}	145	74	51
<u>Sanitation Programme in Rural Areas</u>					
33	08D01	Individual Household latrines constructed {Number}	**	2,90,185	
<u>Institutional Delivery</u>					
34	08E01	Delivery in institutions {Number}	**	4,48,514	
<u>SC Families Assisted</u>					
35	10A01	SC Families Assisted {Number}	33,000	32,945	100
<u>ST Families Assisted</u>					
36	10C01	ST Families Assisted {Number}	*	5,154	
<u>Universalization of ICDS Scheme</u>					
37	12A01	ICDS Blocks Operational (Cumulative) {Number}	163	163	100
<u>Functional Anganwadis</u>					
38	12B01	Anganwadis Functional (Cumulative) {Number}	28,651	32,200	112
<u>Afforestation (Public and Forest Lands)</u>					
39	15A01	Area Covered under Plantation {Hectares}	10,000	9,045	90
40	15A02	Seedlings planted {Number}	65,00,000	57,48,769	88
<u>Rural Roads - PMGSY</u>					
41	17A01	Length of Road Constructed {Kilometer}	433	200	46
<u>Energising pump sets</u>					
42	18D01	Pumps sets energized {Number}	15,000	15,452	103
<u>Supply of Electricity</u>					
43	18E02	Electricity supplied {Million Units}	15,663	15,284	98

Note:

* - Target Not Received.

** - Non-Targetable.

1 Very Good(90% or above of targets)

01E02, 05A02, 05B02, 06A01, 10A01, 12A01, 12B01, 15A01, 18D01, 18E02

2 Good(Between 80% to 90% targets)

15A02

3 Poor(Below 80% of targets)

01B01, 07A01, 07A02, 17A01

MADHYA PRADESH

Sl. No.	Item Code	Item/Parameter Name {Units}	Target April,2007-March,2008	Achievement April,2007-March,2008	Percent Achievement
(1)	(2)	(3)	(4)	(5)	(5)/(4)
<u>Employment generation under the NREG Scheme</u>					
1	01A01	No. of job cards issued {Number}	**	72,98,942	
2	01A02	Employment generated {Number}	**	27,53,02,000	
3	01A03	Wages given {Rupees}	**	1,86,32,43,400	
<u>Swaranjayanti Gram Swarojgar Yojana</u>					
4	01B01	Total Swarozgaries Assisted {Number}	80,826	76,331	94
5	01B02	SC Swarozgaries Assisted {Number}	**	18,447	
6	01B03	ST Swarozgaries Assisted {Number}	**	23,518	
7	01B04	Women Swarozgaries Assisted {Number}	**	33,163	
8	01B05	Disabled Swarozgaries Assisted {Number}	**	2,283	
<u>Sampoorna Grameen Rojgar Yojana</u>					
9	01C01	Total Employment Generated {Number of Mandays}	**	1,38,73,000	
10	01C02	Employment Generated for SC {Number of Mandays}	**	45,33,000	
11	01C03	Employment Generated for ST {Number of Mandays}	**	30,29,000	
12	01C04	Employment Generated for Women {Number of Mandays}	**	41,59,000	
<u>Self Help Groups (SHG)</u>					
13	01E01	Formed under SGSY {Number}	**	18,379	
14	01E02	To whom income generating activities provided {Number}	6,336	9,215	145
<u>Distribution of waste land to the landless</u>					
15	03E01	Total Land Distributed {Hectare}	**	10	
16	03E02	Land Distributed to SC {Hectare}	**	0	
17	03E03	Land Distributed to ST {Hectare}	**	10	
18	03E04	Land Distributed to Others {Hectare}	**	0	
<u>Minimum Wages Enforcement (including Farm Labour)</u>					
19	04B01	Agriculture and Farm Workers: Inspections made {Number}	**	0	
20	04B02	Agriculture and Farm Workers: Irregularities detected {Number}	**	0	
21	04B03	Agriculture and Farm Workers: Irregularities rectified {Number}	**	0	
22	04B04	Agriculture and Farm Workers: Claims filed {Number}	**	0	
23	04B05	Agriculture and Farm Workers: Claims settled {Number}	**	0	
24	04B06	Agriculture and Farm Workers: Prosecution cases Pending {Number}	**	0	
25	04B07	Agriculture and Farm Workers: Prosecution cases filed {Number}	**	0	
26	04B08	Agriculture and Farm Workers: Prosecution cases decided {Number}	**	0	
27	04B10	Agriculture and Farm Workers: Others {Number}	**	0	
<u>Food security (Targeted Public Distribution system)</u>					
28	05A02	Off take {Tonnes}	18,07,026	17,54,732	97

MADHYA PRADESH

Sl. No.	Item Code	Item/Parameter Name {Units}	Target April,2007-March,2008	Achievement April,2007-March,2008	Percent Achievement
(1)	(2)	(3)	(4)	(5)	(5)/(4)
<u>Food Security (Antodaya Anna Yojana)</u>					
29	05B02	Off take {Tonnes}	6,52,662	6,29,096	96
<u>Rural Housing - Indira Awaas Yojana</u>					
30	06A01	Houses constructed {Number}	59,096	53,632	91
<u>EWS/LIG Houses in Urban Areas</u>					
31	06B01	Houses constructed {Number}	6,474	911	14
<u>Rural Areas - Accelerated Rural Water Supply Programme</u>					
32	07A02	Slipped back habitations and habitations with water quality problems covered {Number}	10,107	370	4
<u>Sanitation Programme in Rural Areas</u>					
33	08D01	Individual Household latrines constructed {Number}	**	8,68,312	
<u>Institutional Delivery</u>					
34	08E01	Delivery in institutions {Number}	**	12,92,347	
<u>SC Families Assisted</u>					
35	10A01	SC Families Assisted {Number}	2,43,000	2,69,166	111
<u>ST Families Assisted</u>					
36	10C01	ST Families Assisted {Number}	*	2,60,334	
<u>Universalization of ICDS Scheme</u>					
37	12A01	ICDS Blocks Operational (Cumulative) {Number}	367	367	100
<u>Functional Anganwadis</u>					
38	12B01	Anganwadis Functional (Cumulative) {Number}	66,264	68,306	103
<u>Afforestation (Public and Forest Lands)</u>					
39	15A01	Area Covered under Plantation {Hectares}	2,50,000	2,50,000	100
40	15A02	Seedlings planted {Number}	16,25,00,000	12,78,26,779	79
<u>Rural Roads - PMGSY</u>					
41	17A01	Length of Road Constructed {Kilometer}	6,712	5,232	78
<u>Rajiv Gandhi Grameen Vidyutikaran Yojana</u>					
42	18B01	Villages electrified {Number}	1,050	37	4
<u>Energising pump sets</u>					
43	18D01	Pumps sets energized {Number}	5,600	10,759	192
<u>Supply of Electricity</u>					
44	18E02	Electricity supplied {Million Units}	41,560	35,700	86

Note:

* - Target Not Received.

** - Non-Targetable.

1 Very Good(90% or above of targets)

01B01, 01E02, 05A02, 05B02, 06A01, 10A01, 12A01, 12B01, 15A01, 18D01

2 Good(Between 80% to 90% targets)

18E02

3 Poor(Below 80% of targets)

06B01, 07A02, 15A02, 17A01, 18B01

MAHARASHTRA

Sl. No.	Item Code	Item/Parameter Name {Units}	Target April,2007-March,2008	Achievement April,2007-March,2008	Percent Achievement
(1)	(2)	(3)	(4)	(5)	(5)/(4)
<u>Employment generation under the NREG Scheme</u>					
1	01A01	No. of job cards issued {Number}	**	31,28,352	
2	01A02	Employment generated {Number}	**	1,84,83,000	
3	01A03	Wages given {Rupees}	**	1,89,07,20,000	
<u>Swaranjayanti Gram Swarojgar Yojana</u>					
4	01B01	Total Swarozgaries Assisted {Number}	1,06,567	12,256	12
5	01B02	SC Swarozgaries Assisted {Number}	**	4,268	
6	01B03	ST Swarozgaries Assisted {Number}	**	1,930	
7	01B04	Women Swarozgaries Assisted {Number}	**	3,768	
8	01B05	Disabled Swarozgaries Assisted {Number}	**	737	
<u>Sampoorna Grameen Rojgar Yojana</u>					
9	01C01	Total Employment Generated {Number of Mandays}	**	1,99,59,000	
10	01C02	Employment Generated for SC {Number of Mandays}	**	55,80,000	
11	01C03	Employment Generated for ST {Number of Mandays}	**	29,80,000	
12	01C04	Employment Generated for Women {Number of Mandays}	**	53,71,000	
<u>Self Help Groups (SHG)</u>					
13	01E01	Formed under SGSY {Number}	**	29,676	
14	01E02	To whom income generating activities provided {Number}	8,353	10,196	122
<u>Distribution of waste land to the landless</u>					
15	03E01	Total Land Distributed {Hectare}	**	1,72,059	
16	03E02	Land Distributed to SC {Hectare}	**	56,276	
17	03E03	Land Distributed to ST {Hectare}	**	38,175	
18	03E04	Land Distributed to Others {Hectare}	**	77,608	
<u>Minimum Wages Enforcement (including Farm Labour)</u>					
19	04B01	Agriculture and Farm Workers: Inspections made {Number}	**	0	
20	04B02	Agriculture and Farm Workers: Irregularities detected {Number}	**	0	
21	04B03	Agriculture and Farm Workers: Irregularities rectified {Number}	**	0	
22	04B04	Agriculture and Farm Workers: Claims filed {Number}	**	0	
23	04B05	Agriculture and Farm Workers: Claims settled {Number}	**	0	
24	04B06	Agriculture and Farm Workers: Prosecution cases Pending {Number}	**	0	
25	04B07	Agriculture and Farm Workers: Prosecution cases filed {Number}	**	0	
26	04B08	Agriculture and Farm Workers: Prosecution cases decided {Number}	**	0	
27	04B10	Agriculture and Farm Workers: Others {Number}	**	0	
<u>Food security (Targeted Public Distribution system)</u>					
28	05A02	Off take {Tonnes}	28,80,683	23,99,358	83

MAHARASHTRA

Sl. No.	Item Code	Item/Parameter Name {Units}	Target April,2007-March,2008	Achievement April,2007-March,2008	Percent Achievement
(1)	(2)	(3)	(4)	(5)	(5)/(4)
<u>Food Security (Antodaya Anna Yojana)</u>					
29	05B02	Off take {Tonnes}	10,21,671	8,66,000	85
<u>Rural Housing - Indira Awaas Yojana</u>					
30	06A01	Houses constructed {Number}	1,15,879	1,25,413	108
<u>EWS/LIG Houses in Urban Areas</u>					
31	06B01	Houses constructed {Number}	52,616	0	0
<u>Rural Areas - Accelerated Rural Water Supply Programme</u>					
32	07A01	Habitations covered (NC and PC) {Number}	7,103	2,390	34
33	07A02	Slipped back habitations and habitations with water quality problems covered {Number}	7,783	4,684	60
<u>Sanitation Programme in Rural Areas</u>					
34	08D01	Individual Household latrines constructed {Number}	**	11,91,643	
<u>Institutional Delivery</u>					
35	08E01	Delivery in institutions {Number}	**	11,10,123	
<u>SC Families Assisted</u>					
36	10A01	SC Families Assisted {Number}	1,54,000	2,18,396	142
<u>ST Families Assisted</u>					
37	10C01	ST Families Assisted {Number}	*	2,05,207	
<u>Universalization of ICDS Scheme</u>					
38	12A01	ICDS Blocks Operational (Cumulative) {Number}	441	416	94
<u>Functional Anganwadis</u>					
39	12B01	Anganwadis Functional (Cumulative) {Number}	82,494	75,663	92
<u>Afforestation (Public and Forest Lands)</u>					
40	15A01	Area Covered under Plantation {Hectares}	1,00,000	47,020	47
41	15A02	Seedlings planted {Number}	6,50,00,000	8,10,32,000	125
<u>Rural Roads - PMGSY</u>					
42	17A01	Length of Road Constructed {Kilometer}	3,823	3,095	81
<u>Rajiv Gandhi Grameen Vidyutikaran Yojana</u>					
43	18B01	Villages electrified {Number}	303	219	72
<u>Energising pump sets</u>					
44	18D01	Pumps sets energized {Number}	2,16,269	1,18,076	55
<u>Supply of Electricity</u>					
45	18E02	Electricity supplied {Million Units}	1,14,885	93,846	82

Note:

* - Target Not Received.

** - Non-Targetable.

1 Very Good(90% or above of targets)

01E02, 06A01, 10A01, 12A01, 12B01, 15A02

2 Good(Between 80% to 90% targets)

05A02, 05B02, 17A01, 18E02

3 Poor(Below 80% of targets)

01B01, 06B01, 07A01, 07A02, 15A01, 18B01, 18D01

MANIPUR

Sl. No.	Item Code	Item/Parameter Name {Units}	Target April,2007- March,2008	Achievement April,2007- March,2008	Percent Achievement
(1)	(2)	(3)	(4)	(5)	(5)/(4)
<u>Employment generation under the NREG Scheme</u>					
1	01A01	No. of job cards issued {Number}	**	3,32,077	
2	01A02	Employment generated {Number}	**	48,32,000	
3	01A03	Wages given {Rupees}	**	62,54,19,000	
<u>Swaranjayanti Gram Swarojgar Yojana</u>					
4	01B01	Total Swarozgaries Assisted {Number}	6,902	41	1
5	01B02	SC Swarozgaries Assisted {Number}	**	196	
6	01B03	ST Swarozgaries Assisted {Number}	**	2,668	
7	01B04	Women Swarozgaries Assisted {Number}	**	5	
8	01B05	Disabled Swarozgaries Assisted {Number}	**	0	
<u>Sampoorna Grameen Rojgar Yojana</u>					
9	01C01	Total Employment Generated {Number of Mandays}	**	20,06,000	
10	01C02	Employment Generated for SC {Number of Mandays}	**	2,23,000	
11	01C03	Employment Generated for ST {Number of Mandays}	**	7,73,000	
12	01C04	Employment Generated for Women {Number of Mandays}	**	7,42,000	
<u>Self Help Groups (SHG)</u>					
13	01E01	Formed under SGSY {Number}	**	627	
14	01E02	To whom income generating activities provided {Number}	541	0	0
<u>Distribution of waste land to the landless</u>					
15	03E01	Total Land Distributed {Hectare}	**	0	
16	03E02	Land Distributed to SC {Hectare}	**	0	
17	03E03	Land Distributed to ST {Hectare}	**	0	
18	03E04	Land Distributed to Others {Hectare}	**	0	
<u>Minimum Wages Enforcement (including Farm Labour)</u>					
19	04B01	Agriculture and Farm Workers: Inspections made {Number}	**	0	
20	04B02	Agriculture and Farm Workers: Irregularities detected {Number}	**	0	
21	04B03	Agriculture and Farm Workers: Irregularities rectified {Number}	**	0	
22	04B04	Agriculture and Farm Workers: Claims filed {Number}	**	0	
23	04B05	Agriculture and Farm Workers: Claims settled {Number}	**	0	
24	04B06	Agriculture and Farm Workers: Prosecution cases Pending {Number}	**	0	
25	04B07	Agriculture and Farm Workers: Prosecution cases filed {Number}	**	0	
26	04B08	Agriculture and Farm Workers: Prosecution cases decided {Number}	**	0	
27	04B10	Agriculture and Farm Workers: Others {Number}	**	0	
<u>Food security (Targeted Public Distribution system)</u>					
28	05A02	Off take {Tonnes}	1,07,657	1,01,145	94

MANIPUR

Sl. No.	Item Code	Item/Parameter Name {Units}	Target April,2007-March,2008	Achievement April,2007-March,2008	Percent Achievement
(1)	(2)	(3)	(4)	(5)	(5)/(4)
<u>Food Security (Antodaya Anna Yojana)</u>					
29	05B02	Off take {Tonnes}	22,566	21,447	95
<u>Rural Housing - Indira Awaas Yojana</u>					
30	06A01	Houses constructed {Number}	5,872	4,049	69
<u>Rural Areas - Accelerated Rural Water Supply Programme</u>					
31	07A02	Slipped back habitations and habitations with water quality problems covered {Number}	3	0	0
<u>Sanitation Programme in Rural Areas</u>					
32	08D01	Individual Household latrines constructed {Number}	**	3,479	
<u>Institutional Delivery</u>					
33	08E01	Delivery in institutions {Number}	**	19,144	
<u>SC Families Assisted</u>					
34	10A01	SC Families Assisted {Number}	550	204	37
<u>ST Families Assisted</u>					
35	10C01	ST Families Assisted {Number}	*	3,929	
<u>Universalization of ICDS Scheme</u>					
36	12A01	ICDS Blocks Operational (Cumulative) {Number}	37	38	103
<u>Functional Anganwadis</u>					
37	12B01	Anganwadis Functional (Cumulative) {Number}	6,698	7,639	114
<u>Afforestation (Public and Forest Lands)</u>					
38	15A01	Area Covered under Plantation {Hectares}	10,000	9,433	94
39	15A02	Seedlings planted {Number}	65,00,000	1,07,73,220	166
<u>Rural Roads - PMGSY</u>					
40	17A01	Length of Road Constructed {Kilometer}	63	426	676
<u>Supply of Electricity</u>					
41	18E02	Electricity supplied {Million Units}	530	501	95

Note:

* - Target Not Received.

** - Non-Targetable.

1 Very Good(90% or above of targets)

05A02, 05B02, 12A01, 12B01, 15A01, 15A02, 17A01, 18E02

2 Poor(Below 80% of targets)

01B01, 01E02, 06A01, 07A02, 10A01

MEGHALAYA

Sl. No.	Item Code	Item/Parameter Name {Units}	Target April,2007-March,2008	Achievement April,2007-March,2008	Percent Achievement
(1)	(2)	(3)	(4)	(5)	(5)/(4)
<u>Employment generation under the NREG Scheme</u>					
1	01A01	No. of job cards issued {Number}	**	1,34,326	
2	01A02	Employment generated {Number}	**	48,17,000	
3	01A03	Wages given {Rupees}	**	49,57,48,000	
<u>Swaranjayanti Gram Swarojgar Yojana</u>					
4	01B01	Total Swarozgaries Assisted {Number}	7,733	1,622	21
5	01B02	SC Swarozgaries Assisted {Number}	**	0	
6	01B03	ST Swarozgaries Assisted {Number}	**	1,622	
7	01B04	Women Swarozgaries Assisted {Number}	**	847	
8	01B05	Disabled Swarozgaries Assisted {Number}	**	0	
<u>Sampoorna Grameen Rojgar Yojana</u>					
9	01C01	Total Employment Generated {Number of Mandays}	**	17,97,000	
10	01C02	Employment Generated for SC {Number of Mandays}	**	0	
11	01C03	Employment Generated for ST {Number of Mandays}	**	17,97,000	
12	01C04	Employment Generated for Women {Number of Mandays}	**	5,35,000	
<u>Self Help Groups (SHG)</u>					
13	01E01	Formed under SGSY {Number}	**	829	
14	01E02	To whom income generating activities provided {Number}	606	1,570	259
<u>Distribution of waste land to the landless</u>					
15	03E01	Total Land Distributed {Hectare}	**	0	
16	03E02	Land Distributed to SC {Hectare}	**	0	
17	03E03	Land Distributed to ST {Hectare}	**	0	
18	03E04	Land Distributed to Others {Hectare}	**	0	
<u>Minimum Wages Enforcement (including Farm Labour)</u>					
19	04B01	Agriculture and Farm Workers: Inspections made {Number}	**	50	
20	04B02	Agriculture and Farm Workers: Irregularities detected {Number}	**	0	
21	04B03	Agriculture and Farm Workers: Irregularities rectified {Number}	**	0	
22	04B04	Agriculture and Farm Workers: Claims filed {Number}	**	0	
23	04B05	Agriculture and Farm Workers: Claims settled {Number}	**	0	
24	04B06	Agriculture and Farm Workers: Prosecution cases Pending {Number}	**	0	
25	04B07	Agriculture and Farm Workers: Prosecution cases filed {Number}	**	0	
26	04B08	Agriculture and Farm Workers: Prosecution cases decided {Number}	**	0	
27	04B10	Agriculture and Farm Workers: Others {Number}	**	0	
<u>Food security (Targeted Public Distribution system)</u>					
28	05A02	Off take {Tonnes}	1,40,417	1,34,759	96

MEGHALAYA

Sl. No.	Item Code	Item/Parameter Name {Units}	Target April,2007-March,2008	Achievement April,2007-March,2008	Percent Achievement
(1)	(2)	(3)	(4)	(5)	(5)/(4)
<u>Food Security (Antodaya Anna Yojana)</u>					
29	05B02	Off take {Tonnes}	29,484	28,978	98
<u>Rural Housing - Indira Awaas Yojana</u>					
30	06A01	Houses constructed {Number}	10,228	3,287	32
<u>Rural Areas - Accelerated Rural Water Supply Programme</u>					
31	07A01	Habitations covered (NC and PC) {Number}	69	31	45
32	07A02	Slipped back habitations and habitations with water quality problems covered {Number}	1,352	1,174	87
<u>Sanitation Programme in Rural Areas</u>					
33	08D01	Individual Household latrines constructed {Number}	**	23,311	
<u>Institutional Delivery</u>					
34	08E01	Delivery in institutions {Number}	**	23,198	
<u>ST Families Assisted</u>					
35	10C01	ST Families Assisted {Number}	*	0	
<u>Universalization of ICDS Scheme</u>					
36	12A01	ICDS Blocks Operational (Cumulative) {Number}	40	39	98
<u>Functional Anganwadis</u>					
37	12B01	Anganwadis Functional (Cumulative) {Number}	3,325	3,195	96
<u>No. of Urban poor families assisted under Seven Point Charter</u>					
38	14A01	Poor Families Assisted {Number}	1,125	1,311	117
<u>Afforestation (Public and Forest Lands)</u>					
39	15A01	Area Covered under Plantation {Hectares}	6,000	2,068	34
40	15A02	Seedlings planted {Number}	39,00,000	26,01,986	67
<u>Rural Roads - PMGSY</u>					
41	17A01	Length of Road Constructed {Kilometer}	176	51	29
<u>Supply of Electricity</u>					
42	18E02	Electricity supplied {Million Units}	1,620	1,232	76

Note:

* - Target Not Received.

** - Non-Targetable.

1 Very Good(90% or above of targets)

01E02, 05A02, 05B02, 12A01, 12B01, 14A01

2 Good(Between 80% to 90% targets)

07A02

3 Poor(Below 80% of targets)

01B01, 06A01, 07A01, 15A01, 15A02, 17A01, 18E02

MIZORAM

Sl. No.	Item Code	Item/Parameter Name {Units}	Target April,2007- March,2008	Achievement April,2007- March,2008	Percent Achievement
(1)	(2)	(3)	(4)	(5)	(5)/(4)
<u>Employment generation under the NREG Scheme</u>					
1	01A01	No. of job cards issued {Number}	**	0	
2	01A02	Employment generated {Number}	**	0	
3	01A03	Wages given {Rupees}	**	0	
<u>Swaranjayanti Gram Swarojgar Yojana</u>					
4	01B01	Total Swarozgaries Assisted {Number}	1,789	0	0
5	01B02	SC Swarozgaries Assisted {Number}	**	0	
6	01B03	ST Swarozgaries Assisted {Number}	**	0	
7	01B04	Women Swarozgaries Assisted {Number}	**	0	
8	01B05	Disabled Swarozgaries Assisted {Number}	**	0	
<u>Sampoorna Grameen Rojgar Yojana</u>					
9	01C01	Total Employment Generated {Number of Mandays}	**	0	
10	01C02	Employment Generated for SC {Number of Mandays}	**	0	
11	01C03	Employment Generated for ST {Number of Mandays}	**	0	
12	01C04	Employment Generated for Women {Number of Mandays}	**	0	
<u>Self Help Groups (SHG)</u>					
13	01E01	Formed under SGSY {Number}	**	0	
14	01E02	To whom income generating activities provided {Number}	140	0	0
<u>Distribution of waste land to the landless</u>					
15	03E01	Total Land Distributed {Hectare}	**	0	
16	03E02	Land Distributed to SC {Hectare}	**	0	
17	03E03	Land Distributed to ST {Hectare}	**	0	
18	03E04	Land Distributed to Others {Hectare}	**	0	
<u>Minimum Wages Enforcement (including Farm Labour)</u>					
19	04B01	Agriculture and Farm Workers: Inspections made {Number}	**	0	
20	04B02	Agriculture and Farm Workers: Irregularities detected {Number}	**	0	
21	04B03	Agriculture and Farm Workers: Irregularities rectified {Number}	**	0	
22	04B04	Agriculture and Farm Workers: Claims filed {Number}	**	0	
23	04B05	Agriculture and Farm Workers: Claims settled {Number}	**	0	
24	04B06	Agriculture and Farm Workers: Prosecution cases Pending {Number}	**	0	
25	04B07	Agriculture and Farm Workers: Prosecution cases filed {Number}	**	0	
26	04B08	Agriculture and Farm Workers: Prosecution cases decided {Number}	**	0	
27	04B10	Agriculture and Farm Workers: Others {Number}	**	0	
<u>Food security (Targeted Public Distribution system)</u>					
28	05A02	Off take {Tonnes}	85,047	85,112	100

MIZORAM

Sl. No.	Item Code	Item/Parameter Name {Units}	Target April,2007-March,2008	Achievement April,2007-March,2008	Percent Achievement
(1)	(2)	(3)	(4)	(5)	(5)/(4)
<u>Food Security (Antodaya Anna Yojana)</u>					
29	05B02	Off take {Tonnes}	10,920	11,620	106
<u>Rural Housing - Indira Awaas Yojana</u>					
30	06A01	Houses constructed {Number}	2,180	2,094	96
<u>Rural Areas - Accelerated Rural Water Supply Programme</u>					
31	07A02	Slipped back habitations and habitations with water quality problems covered {Number}	89	0	0
<u>Sanitation Programme in Rural Areas</u>					
32	08D01	Individual Household latrines constructed {Number}	**	15,653	
<u>Institutional Delivery</u>					
33	08E01	Delivery in institutions {Number}	**	0	
<u>ST Families Assisted</u>					
34	10C01	ST Families Assisted {Number}	*	0	
<u>Universalization of ICDS Scheme</u>					
35	12A01	ICDS Blocks Operational (Cumulative) {Number}	23	23	100
<u>Functional Anganwadis</u>					
36	12B01	Anganwadis Functional (Cumulative) {Number}	1,655	1,682	102
<u>Afforestation (Public and Forest Lands)</u>					
37	15A01	Area Covered under Plantation {Hectares}	9,000	9,489	105
38	15A02	Seedlings planted {Number}	58,50,000	44,72,595	76
<u>Rural Roads - PMGSY</u>					
39	17A01	Length of Road Constructed {Kilometer}	334	165	49
<u>Supply of Electricity</u>					
40	18E02	Electricity supplied {Million Units}	288	246	85

Note:

* - Target Not Received.

** - Non-Targetable.

1 Very Good(90% or above of targets)

05A02, 05B02, 06A01, 12A01, 12B01, 15A01

2 Good(Between 80% to 90% targets)

18E02

3 Poor(Below 80% of targets)

01B01, 01E02, 07A02, 15A02, 17A01

NAGALAND

Sl. No.	Item Code	Item/Parameter Name {Units}	Target April,2007- March,2008	Achievement April,2007- March,2008	Percent Achievement
(1)	(2)	(3)	(4)	(5)	(5)/(4)
<u>Employment generation under the NREG Scheme</u>					
1	01A01	No. of job cards issued {Number}	**	56,000	
2	01A02	Employment generated {Number}	**	13,34,000	
3	01A03	Wages given {Rupees}	**	14,93,76,000	
<u>Swaranjayanti Gram Swarojgar Yojana</u>					
4	01B01	Total Swarozgaries Assisted {Number}	5,305	700	13
5	01B02	SC Swarozgaries Assisted {Number}	**	0	
6	01B03	ST Swarozgaries Assisted {Number}	**	700	
7	01B04	Women Swarozgaries Assisted {Number}	**	366	
8	01B05	Disabled Swarozgaries Assisted {Number}	**	7	
<u>Sampoorna Grameen Rojgar Yojana</u>					
9	01C01	Total Employment Generated {Number of Mandays}	**	24,69,000	
10	01C02	Employment Generated for SC {Number of Mandays}	**	0	
11	01C03	Employment Generated for ST {Number of Mandays}	**	24,69,000	
12	01C04	Employment Generated for Women {Number of Mandays}	**	7,47,000	
<u>Self Help Groups (SHG)</u>					
13	01E01	Formed under SGSY {Number}	**	334	
14	01E02	To whom income generating activities provided {Number}	416	287	69
<u>Distribution of waste land to the landless</u>					
15	03E01	Total Land Distributed {Hectare}	**	0	
16	03E02	Land Distributed to SC {Hectare}	**	0	
17	03E03	Land Distributed to ST {Hectare}	**	0	
18	03E04	Land Distributed to Others {Hectare}	**	0	
<u>Minimum Wages Enforcement (including Farm Labour)</u>					
19	04B01	Agriculture and Farm Workers: Inspections made {Number}	**	0	
20	04B02	Agriculture and Farm Workers: Irregularities detected {Number}	**	0	
21	04B03	Agriculture and Farm Workers: Irregularities rectified {Number}	**	0	
22	04B04	Agriculture and Farm Workers: Claims filed {Number}	**	1	
23	04B05	Agriculture and Farm Workers: Claims settled {Number}	**	0	
24	04B06	Agriculture and Farm Workers: Prosecution cases Pending {Number}	**	0	
25	04B07	Agriculture and Farm Workers: Prosecution cases filed {Number}	**	0	
26	04B08	Agriculture and Farm Workers: Prosecution cases decided {Number}	**	0	
27	04B10	Agriculture and Farm Workers: Others {Number}	**	0	
<u>Food security (Targeted Public Distribution system)</u>					
28	05A02	Off take {Tonnes}	1,30,887	1,31,102	100

NAGALAND

Sl. No.	Item Code	Item/Parameter Name {Units}	Target April,2007-March,2008	Achievement April,2007-March,2008	Percent Achievement
(1)	(2)	(3)	(4)	(5)	(5)/(4)
<u>Food Security (Antodaya Anna Yojana)</u>					
29	05B02	Off take {Tonnes}	19,968	21,434	107
<u>Rural Housing - Indira Awaas Yojana</u>					
30	06A01	Houses constructed {Number}	6,768	11,659	172
<u>Rural Areas - Accelerated Rural Water Supply Programme</u>					
31	07A01	Habitations covered (NC and PC) {Number}	300	28	9
32	07A02	Slipped back habitations and habitations with water quality problems covered {Number}	81	0	0
<u>Sanitation Programme in Rural Areas</u>					
33	08D01	Individual Household latrines constructed {Number}	**	12,156	
<u>Institutional Delivery</u>					
34	08E01	Delivery in institutions {Number}	**	0	
<u>ST Families Assisted</u>					
35	10C01	ST Families Assisted {Number}	*	0	
<u>Universalization of ICDS Scheme</u>					
36	12A01	ICDS Blocks Operational (Cumulative) {Number}	56	56	100
<u>Functional Anganwadis</u>					
37	12B01	Anganwadis Functional (Cumulative) {Number}	3,146	3,035	96
<u>Afforestation (Public and Forest Lands)</u>					
38	15A01	Area Covered under Plantation {Hectares}	25,000	8,784	35
39	15A02	Seedlings planted {Number}	1,62,50,000	0	0
<u>Rural Roads - PMGSY</u>					
40	17A01	Length of Road Constructed {Kilometer}	384	0	0
<u>Supply of Electricity</u>					
41	18E02	Electricity supplied {Million Units}	377	334	89

Note:

* - Target Not Received.

** - Non-Targetable.

1 Very Good(90% or above of targets)

05A02, 05B02, 06A01, 12A01, 12B01

2 Good(Between 80% to 90% targets)

18E02

3 Poor(Below 80% of targets)

01B01, 01E02, 07A01, 07A02, 15A01, 15A02, 17A01

ORISSA

Sl. No.	Item Code	Item/Parameter Name {Units}	Target April,2007- March,2008	Achievement April,2007- March,2008	Percent Achievement
(1)	(2)	(3)	(4)	(5)	(5)/(4)
<u>Employment generation under the NREG Scheme</u>					
1	01A01	No. of job cards issued {Number}	**	41,36,513	
2	01A02	Employment generated {Number}	**	4,00,64,000	
3	01A03	Wages given {Rupees}	**	3,33,23,66,000	
<u>Swaranjayanti Gram Swarojgar Yojana</u>					
4	01B01	Total Swarozgaries Assisted {Number}	81,656	7,290	9
5	01B02	SC Swarozgaries Assisted {Number}	**	2,132	
6	01B03	ST Swarozgaries Assisted {Number}	**	1,937	
7	01B04	Women Swarozgaries Assisted {Number}	**	1,677	
8	01B05	Disabled Swarozgaries Assisted {Number}	**	2,242	
<u>Sampoorna Grameen Rojgar Yojana</u>					
9	01C01	Total Employment Generated {Number of Mandays}	**	74,17,000	
10	01C02	Employment Generated for SC {Number of Mandays}	**	26,47,000	
11	01C03	Employment Generated for ST {Number of Mandays}	**	5,18,000	
12	01C04	Employment Generated for Women {Number of Mandays}	**	23,02,000	
<u>Self Help Groups (SHG)</u>					
13	01E01	Formed under SGSY {Number}	**	16,403	
14	01E02	To whom income generating activities provided {Number}	6,401	10,404	163
<u>Distribution of waste land to the landless</u>					
15	03E01	Total Land Distributed {Hectare}	**	1,358	
16	03E02	Land Distributed to SC {Hectare}	**	230	
17	03E03	Land Distributed to ST {Hectare}	**	712	
18	03E04	Land Distributed to Others {Hectare}	**	416	
<u>Minimum Wages Enforcement (including Farm Labour)</u>					
19	04B01	Agriculture and Farm Workers: Inspections made {Number}	**	6,600	
20	04B02	Agriculture and Farm Workers: Irregularities detected {Number}	**	5,464	
21	04B03	Agriculture and Farm Workers: Irregularities rectified {Number}	**	4,109	
22	04B04	Agriculture and Farm Workers: Claims filed {Number}	**	0	
23	04B05	Agriculture and Farm Workers: Claims settled {Number}	**	0	
24	04B06	Agriculture and Farm Workers: Prosecution cases Pending {Number}	**	888	
25	04B07	Agriculture and Farm Workers: Prosecution cases filed {Number}	**	0	
26	04B08	Agriculture and Farm Workers: Prosecution cases decided {Number}	**	0	
27	04B10	Agriculture and Farm Workers: Others {Number}	**	0	
<u>Food security (Targeted Public Distribution system)</u>					
28	05A02	Off take {Tonnes}	19,00,067	16,27,519	86

ORISSA

Sl. No.	Item Code	Item/Parameter Name {Units}	Target April,2007-March,2008	Achievement April,2007-March,2008	Percent Achievement
(1)	(2)	(3)	(4)	(5)	(5)/(4)
<u>Food Security (Antodaya Anna Yojana)</u>					
29	05B02	Off take {Tonnes}	5,31,120	4,57,078	86
<u>Rural Housing - Indira Awaas Yojana</u>					
30	06A01	Houses constructed {Number}	1,11,431	90,627	81
<u>Rural Areas - Accelerated Rural Water Supply Programme</u>					
31	07A02	Slipped back habitations and habitations with water quality problems covered {Number}	5,577	3,852	69
<u>Sanitation Programme in Rural Areas</u>					
32	08D01	Individual Household latrines constructed {Number}	**	4,75,904	
<u>Institutional Delivery</u>					
33	08E01	Delivery in institutions {Number}	**	4,40,234	
<u>SC Families Assisted</u>					
34	10A01	SC Families Assisted {Number}	72,600	80,395	111
<u>ST Families Assisted</u>					
35	10C01	ST Families Assisted {Number}	*	2,06,632	
<u>Universalization of ICDS Scheme</u>					
36	12A01	ICDS Blocks Operational (Cumulative) {Number}	326	326	100
<u>Functional Anganwadis</u>					
37	12B01	Anganwadis Functional (Cumulative) {Number}	40,432	41,697	103
<u>Afforestation (Public and Forest Lands)</u>					
38	15A01	Area Covered under Plantation {Hectares}	80,000	1,23,646	155
39	15A02	Seedlings planted {Number}	5,20,00,000	1,03,15,000	20
<u>Rural Roads - PMGSY</u>					
40	17A01	Length of Road Constructed {Kilometer}	3,124	1,835	59
<u>Rajiv Gandhi Grameen Vidutikaran Yojana</u>					
41	18B01	Villages electrified {Number}	850	1	0
<u>Energising pump sets</u>					
42	18D01	Pumps sets energized {Number}	1,538	1,138	74
<u>Supply of Electricity</u>					
43	18E02	Electricity supplied {Million Units}	18,846	18,500	98

Note:

* - Target Not Received.

** - Non-Targetable.

1 Very Good(90% or above of targets)

01E02, 10A01, 12A01, 12B01, 15A01, 18E02

2 Good(Between 80% to 90% targets)

05A02, 05B02, 06A01

3 Poor(Below 80% of targets)

01B01, 07A02, 15A02, 17A01, 18B01, 18D01

PUDUCHERRY

Sl. No.	Item Code	Item/Parameter Name {Units}	Target April,2007-March,2008	Achievement April,2007-March,2008	Percent Achievement
(1)	(2)	(3)	(4)	(5)	(5)/(4)
<u>Employment generation under the NREG Scheme</u>					
1	01A01	No. of job cards issued {Number}	**	0	
2	01A02	Employment generated {Number}	**	0	
3	01A03	Wages given {Rupees}	**	0	
<u>Swaranjayanti Gram Swarojgar Yojana</u>					
4	01B01	Total Swarozgaries Assisted {Number}	894	0	0
5	01B02	SC Swarozgaries Assisted {Number}	**	0	
6	01B03	ST Swarozgaries Assisted {Number}	**	0	
7	01B04	Women Swarozgaries Assisted {Number}	**	0	
8	01B05	Disabled Swarozgaries Assisted {Number}	**	0	
<u>Sampoorna Grameen Rojgar Yojana</u>					
9	01C01	Total Employment Generated {Number of Mandays}	**	40,900	
10	01C02	Employment Generated for SC {Number of Mandays}	**	22,400	
11	01C03	Employment Generated for ST {Number of Mandays}	**	0	
12	01C04	Employment Generated for Women {Number of Mandays}	**	7,700	
<u>Self Help Groups (SHG)</u>					
13	01E01	Formed under SGSY {Number}	**	0	
14	01E02	To whom income generating activities provided {Number}	70	86	123
<u>Distribution of waste land to the landless</u>					
15	03E01	Total Land Distributed {Hectare}	**	5	
16	03E02	Land Distributed to SC {Hectare}	**	0	
17	03E03	Land Distributed to ST {Hectare}	**	0	
18	03E04	Land Distributed to Others {Hectare}	**	0	
<u>Minimum Wages Enforcement (including Farm Labour)</u>					
19	04B01	Agriculture and Farm Workers: Inspections made {Number}	**	626	
20	04B02	Agriculture and Farm Workers: Irregularities detected {Number}	**	0	
21	04B03	Agriculture and Farm Workers: Irregularities rectified {Number}	**	0	
22	04B04	Agriculture and Farm Workers: Claims filed {Number}	**	0	
23	04B05	Agriculture and Farm Workers: Claims settled {Number}	**	0	
24	04B06	Agriculture and Farm Workers: Prosecution cases Pending {Number}	**	0	
25	04B07	Agriculture and Farm Workers: Prosecution cases filed {Number}	**	0	
26	04B08	Agriculture and Farm Workers: Prosecution cases decided {Number}	**	0	
27	04B10	Agriculture and Farm Workers: Others {Number}	**	0	
<u>Food security (Targeted Public Distribution system)</u>					
28	05A02	Off take {Tonnes}	65,802	22,676	34

PUDUCHERRY

Sl. No.	Item Code	Item/Parameter Name {Units}	Target April,2007-March,2008	Achievement April,2007-March,2008	Percent Achievement
(1)	(2)	(3)	(4)	(5)	(5)/(4)
<u>Food Security (Antodaya Anna Yojana)</u>					
29	05B02	Off take {Tonnes}	13,548	6,540	48
<u>Rural Housing - Indira Awaas Yojana</u>					
30	06A01	Houses constructed {Number}	910	101	11
<u>Rural Areas - Accelerated Rural Water Supply Programme</u>					
31	07A02	Slipped back habitations and habitations with water quality problems covered {Number}	21	37	176
<u>Sanitation Programme in Rural Areas</u>					
32	08D01	Individual Household latrines constructed {Number}	**	545	
<u>Institutional Delivery</u>					
33	08E01	Delivery in institutions {Number}	**	49,660	
<u>SC Families Assisted</u>					
34	10A01	SC Families Assisted {Number}	5,000	5,590	112
<u>ST Families Assisted</u>					
35	10C01	ST Families Assisted {Number}	*	0	
<u>Universalization of ICDS Scheme</u>					
36	12A01	ICDS Blocks Operational (Cumulative) {Number}	5	5	100
<u>Functional Anganwadis</u>					
37	12B01	Anganwadis Functional (Cumulative) {Number}	688	688	100
<u>Afforestation (Public and Forest Lands)</u>					
38	15A01	Area Covered under Plantation {Hectares}	75	84	112
39	15A02	Seedlings planted {Number}	50,000	1,63,495	327
<u>Supply of Electricity</u>					
40	18E02	Electricity supplied {Million Units}	1,841	1,841	100

Note:

* - Target Not Received.

** - Non-Targetable.

1 Very Good(90% or above of targets)

01E02, 07A02, 10A01, 12A01, 12B01, 15A01, 15A02, 18E02

2 Poor(Below 80% of targets)

01B01, 05A02, 05B02, 06A01

PUNJAB

Sl. No.	Item Code	Item/Parameter Name {Units}	Target April,2007- March,2008	Achievement April,2007- March,2008	Percent Achievement
(1)	(2)	(3)	(4)	(5)	(5)/(4)
<u>Employment generation under the NREG Scheme</u>					
1	01A01	No. of job cards issued {Number}	**	97,892	
2	01A02	Employment generated {Number}	**	19,15,000	
3	01A03	Wages given {Rupees}	**	19,39,67,000	
<u>Swaranjayanti Gram Swarojgar Yojana</u>					
4	01B01	Total Swarozgaries Assisted {Number}	7,683	4,816	63
5	01B02	SC Swarozgaries Assisted {Number}	**	3,145	
6	01B03	ST Swarozgaries Assisted {Number}	**	0	
7	01B04	Women Swarozgaries Assisted {Number}	**	757	
8	01B05	Disabled Swarozgaries Assisted {Number}	**	67	
<u>Sampoorna Grameen Rojgar Yojana</u>					
9	01C01	Total Employment Generated {Number of Mandays}	**	31,65,000	
10	01C02	Employment Generated for SC {Number of Mandays}	**	21,79,000	
11	01C03	Employment Generated for ST {Number of Mandays}	**	0	
12	01C04	Employment Generated for Women {Number of Mandays}	**	1,72,000	
<u>Self Help Groups (SHG)</u>					
13	01E01	Formed under SGSY {Number}	**	757	
14	01E02	To whom income generating activities provided {Number}	602	727	121
<u>Distribution of waste land to the landless</u>					
15	03E01	Total Land Distributed {Hectare}	**	0	
16	03E02	Land Distributed to SC {Hectare}	**	0	
17	03E03	Land Distributed to ST {Hectare}	**	0	
18	03E04	Land Distributed to Others {Hectare}	**	0	
<u>Minimum Wages Enforcement (including Farm Labour)</u>					
19	04B01	Agriculture and Farm Workers: Inspections made {Number}	**	700	
20	04B02	Agriculture and Farm Workers: Irregularities detected {Number}	**	6	
21	04B03	Agriculture and Farm Workers: Irregularities rectified {Number}	**	6	
22	04B04	Agriculture and Farm Workers: Claims filed {Number}	**	0	
23	04B05	Agriculture and Farm Workers: Claims settled {Number}	**	0	
24	04B06	Agriculture and Farm Workers: Prosecution cases Pending {Number}	**	0	
25	04B07	Agriculture and Farm Workers: Prosecution cases filed {Number}	**	0	
26	04B08	Agriculture and Farm Workers: Prosecution cases decided {Number}	**	0	
27	04B10	Agriculture and Farm Workers: Others {Number}	**	0	
<u>Food security (Targeted Public Distribution system)</u>					
28	05A02	Off take {Tonnes}	2,80,025	1,59,181	57

PUNJAB

Sl. No.	Item Code	Item/Parameter Name {Units}	Target April,2007-March,2008	Achievement April,2007-March,2008	Percent Achievement
(1)	(2)	(3)	(4)	(5)	(5)/(4)
<u>Food Security (Antodaya Anna Yojana)</u>					
29	05B02	Off take {Tonnes}	65,413	37,805	58
<u>Rural Housing - Indira Awaas Yojana</u>					
30	06A01	Houses constructed {Number}	16,362	19,400	119
<u>EWS/LIG Houses in Urban Areas</u>					
31	06B01	Houses constructed {Number}	7,500	0	0
<u>Rural Areas - Accelerated Rural Water Supply Programme</u>					
32	07A01	Habitations covered (NC and PC) {Number}	8	87	1,088
33	07A02	Slipped back habitations and habitations with water quality problems covered {Number}	2,427	501	21
<u>Sanitation Programme in Rural Areas</u>					
34	08D01	Individual Household latrines constructed {Number}	**	1,71,713	
<u>Institutional Delivery</u>					
35	08E01	Delivery in institutions {Number}	**	2,24,171	
<u>SC Families Assisted</u>					
36	10A01	SC Families Assisted {Number}	88,000	62,574	71
<u>ST Families Assisted</u>					
37	10C01	ST Families Assisted {Number}	*	0	
<u>Universalization of ICDS Scheme</u>					
38	12A01	ICDS Blocks Operational (Cumulative) {Number}	148	148	100
<u>Functional Anganwadis</u>					
39	12B01	Anganwadis Functional (Cumulative) {Number}	19,345	20,169	104
<u>Afforestation (Public and Forest Lands)</u>					
40	15A01	Area Covered under Plantation {Hectares}	15,000	3,862	26
41	15A02	Seedlings planted {Number}	97,50,000	29,25,000	30
<u>Rural Roads - PMGSY</u>					
42	17A01	Length of Road Constructed {Kilometer}	1,024	1,037	101
<u>Energising pump sets</u>					
43	18D01	Pumps sets energized {Number}	6,000	11,056	184
<u>Supply of Electricity</u>					
44	18E02	Electricity supplied {Million Units}	42,372	38,795	92

Note:

* - Target Not Received.

** - Non-Targetable.

1 Very Good(90% or above of targets)

01E02, 06A01, 07A01, 12A01, 12B01, 17A01, 18D01, 18E02

2 Poor(Below 80% of targets)

01B01, 05A02, 05B02, 06B01, 07A02, 10A01, 15A01, 15A02

RAJASTHAN

Sl. No.	Item Code	Item/Parameter Name {Units}	Target April,2007-March,2008	Achievement April,2007-March,2008	Percent Achievement
(1)	(2)	(3)	(4)	(5)	(5)/(4)
<u>Employment generation under the NREG Scheme</u>					
1	01A01	No. of job cards issued {Number}	**	28,70,989	
2	01A02	Employment generated {Number}	**	16,78,38,000	
3	01A03	Wages given {Rupees}	**	10,29,77,12,000	
<u>Swaranjayanti Gram Swarojgar Yojana</u>					
4	01B01	Total Swarozgaries Assisted {Number}	40,936	42,782	105
5	01B02	SC Swarozgaries Assisted {Number}	**	9,419	
6	01B03	ST Swarozgaries Assisted {Number}	**	5,793	
7	01B04	Women Swarozgaries Assisted {Number}	**	10,588	
8	01B05	Disabled Swarozgaries Assisted {Number}	**	555	
<u>Sampoorna Grameen Rojgar Yojana</u>					
9	01C01	Total Employment Generated {Number of Mandays}	**	1,29,67,000	
10	01C02	Employment Generated for SC {Number of Mandays}	**	53,04,000	
11	01C03	Employment Generated for ST {Number of Mandays}	**	18,03,000	
12	01C04	Employment Generated for Women {Number of Mandays}	**	45,57,000	
<u>Self Help Groups (SHG)</u>					
13	01E01	Formed under SGSY {Number}	**	13,744	
14	01E02	To whom income generating activities provided {Number}	3,209	7,090	221
<u>Distribution of waste land to the landless</u>					
15	03E01	Total Land Distributed {Hectare}	**	0	
16	03E02	Land Distributed to SC {Hectare}	**	0	
17	03E03	Land Distributed to ST {Hectare}	**	0	
18	03E04	Land Distributed to Others {Hectare}	**	0	
<u>Minimum Wages Enforcement (including Farm Labour)</u>					
19	04B01	Agriculture and Farm Workers: Inspections made {Number}	**	943	
20	04B02	Agriculture and Farm Workers: Irregularities detected {Number}	**	20	
21	04B03	Agriculture and Farm Workers: Irregularities rectified {Number}	**	8	
22	04B04	Agriculture and Farm Workers: Claims filed {Number}	**	38	
23	04B05	Agriculture and Farm Workers: Claims settled {Number}	**	14	
24	04B06	Agriculture and Farm Workers: Prosecution cases Pending {Number}	**	824	
25	04B07	Agriculture and Farm Workers: Prosecution cases filed {Number}	**	14	
26	04B08	Agriculture and Farm Workers: Prosecution cases decided {Number}	**	8	
27	04B10	Agriculture and Farm Workers: Others {Number}	**	0	
<u>Food security (Targeted Public Distribution system)</u>					
28	05A02	Off take {Tonnes}	12,74,968	11,43,286	90

RAJASTHAN

Sl. No.	Item Code	Item/Parameter Name {Units}	Target April,2007-March,2008	Achievement April,2007-March,2008	Percent Achievement
(1)	(2)	(3)	(4)	(5)	(5)/(4)
<u>Food Security (Antodaya Anna Yojana)</u>					
29	05B02	Off take {Tonnes}	3,91,488	3,67,385	94
<u>Rural Housing - Indira Awaas Yojana</u>					
30	06A01	Houses constructed {Number}	47,354	47,818	101
<u>EWS/LIG Houses in Urban Areas</u>					
31	06B01	Houses constructed {Number}	2,030	2,096	103
<u>Rural Areas - Accelerated Rural Water Supply Programme</u>					
32	07A01	Habitations covered (NC and PC) {Number}	677	643	95
33	07A02	Slipped back habitations and habitations with water quality problems covered {Number}	21,347	32,550	152
<u>Sanitation Programme in Rural Areas</u>					
34	08D01	Individual Household latrines constructed {Number}	**	8,09,476	
<u>Institutional Delivery</u>					
35	08E01	Delivery in institutions {Number}	**	10,18,842	
<u>SC Families Assisted</u>					
36	10A01	SC Families Assisted {Number}	4,12,000	4,18,723	102
<u>ST Families Assisted</u>					
37	10C01	ST Families Assisted {Number}	*	88,453	
<u>Universalization of ICDS Scheme</u>					
38	12A01	ICDS Blocks Operational (Cumulative) {Number}	277	278	100
<u>Functional Anganwadis</u>					
39	12B01	Anganwadis Functional (Cumulative) {Number}	47,919	48,354	101
<u>Afforestation (Public and Forest Lands)</u>					
40	15A01	Area Covered under Plantation {Hectares}	80,000	87,433	109
41	15A02	Seedlings planted {Number}	5,20,00,000	5,18,71,100	100
<u>Rural Roads - PMGSY</u>					
42	17A01	Length of Road Constructed {Kilometer}	9,215	9,888	107
<u>Rajiv Gandhi Grameen Vidytikaran Yojana</u>					
43	18B01	Villages electrified {Number}	5,500	8,898	162
<u>Energising pump sets</u>					
44	18D01	Pumps sets energized {Number}	30,000	29,764	99
<u>Supply of Electricity</u>					
45	18E02	Electricity supplied {Million Units}	36,738	35,597	97

Note:

* - Target Not Received.

** - Non-Targetable.

1 Very Good(90% or above of targets)

01B01, 01E02, 05A02, 05B02, 06A01, 06B01, 07A01, 07A02, 10A01, 12A01, 12B01, 15A01, 15A02, 17A01, 18B01, 18D01, 18E02

SIKKIM

Sl. No.	Item Code	Item/Parameter Name {Units}	Target April,2007- March,2008	Achievement April,2007- March,2008	Percent Achievement
(1)	(2)	(3)	(4)	(5)	(5)/(4)
<u>Employment generation under the NREG Scheme</u>					
1	01A01	No. of job cards issued {Number}	**	30,907	
2	01A02	Employment generated {Number}	**	8,59,738	
3	01A03	Wages given {Rupees}	**	11,86,00,000	
<u>Swaranjayanti Gram Swarojgar Yojana</u>					
4	01B01	Total Swarozgaries Assisted {Number}	1,981	1,718	87
5	01B02	SC Swarozgaries Assisted {Number}	**	92	
6	01B03	ST Swarozgaries Assisted {Number}	**	898	
7	01B04	Women Swarozgaries Assisted {Number}	**	1,111	
8	01B05	Disabled Swarozgaries Assisted {Number}	**	39	
<u>Sampoorna Grameen Rojgar Yojana</u>					
9	01C01	Total Employment Generated {Number of Mandays}	**	2,78,000	
10	01C02	Employment Generated for SC {Number of Mandays}	**	64,000	
11	01C03	Employment Generated for ST {Number of Mandays}	**	72,000	
12	01C04	Employment Generated for Women {Number of Mandays}	**	30,000	
<u>Self Help Groups (SHG)</u>					
13	01E01	Formed under SGSY {Number}	**	379	
14	01E02	To whom income generating activities provided {Number}	155	135	87
<u>Distribution of waste land to the landless</u>					
15	03E01	Total Land Distributed {Hectare}	**	0	
16	03E02	Land Distributed to SC {Hectare}	**	0	
17	03E03	Land Distributed to ST {Hectare}	**	0	
18	03E04	Land Distributed to Others {Hectare}	**	0	
<u>Minimum Wages Enforcement (including Farm Labour)</u>					
19	04B01	Agriculture and Farm Workers: Inspections made {Number}	**	0	
20	04B02	Agriculture and Farm Workers: Irregularities detected {Number}	**	0	
21	04B03	Agriculture and Farm Workers: Irregularities rectified {Number}	**	0	
22	04B04	Agriculture and Farm Workers: Claims filed {Number}	**	0	
23	04B05	Agriculture and Farm Workers: Claims settled {Number}	**	0	
24	04B06	Agriculture and Farm Workers: Prosecution cases Pending {Number}	**	0	
25	04B07	Agriculture and Farm Workers: Prosecution cases filed {Number}	**	0	
26	04B08	Agriculture and Farm Workers: Prosecution cases decided {Number}	**	0	
27	04B10	Agriculture and Farm Workers: Others {Number}	**	0	
<u>Food security (Targeted Public Distribution system)</u>					
28	05A02	Off take {Tonnes}	45,792	46,349	101

SIKKIM

Sl. No.	Item Code	Item/Parameter Name {Units}	Target April,2007-March,2008	Achievement April,2007-March,2008	Percent Achievement
(1)	(2)	(3)	(4)	(5)	(5)/(4)
<u>Food Security (Antodaya Anna Yojana)</u>					
29	05B02	Off take {Tonnes}	6,936	6,940	100
<u>Rural Housing - Indira Awaas Yojana</u>					
30	06A01	Houses constructed {Number}	1,294	1,007	78
<u>EWS/LIG Houses in Urban Areas</u>					
31	06B01	Houses constructed {Number}	4	4	100
<u>Rural Areas - Accelerated Rural Water Supply Programme</u>					
32	07A02	Slipped back habitations and habitations with water quality problems covered {Number}	254	0	0
<u>Sanitation Programme in Rural Areas</u>					
33	08D01	Individual Household latrines constructed {Number}	**	9,201	
<u>Institutional Delivery</u>					
34	08E01	Delivery in institutions {Number}	**	5,714	
<u>SC Families Assisted</u>					
35	10A01	SC Families Assisted {Number}	2,200	1,828	83
<u>ST Families Assisted</u>					
36	10C01	ST Families Assisted {Number}	*	5,111	
<u>Universalization of ICDS Scheme</u>					
37	12A01	ICDS Blocks Operational (Cumulative) {Number}	11	11	100
<u>Functional Anganwadis</u>					
38	12B01	Anganwadis Functional (Cumulative) {Number}	988	988	100
<u>No. of Urban poor families assisted under Seven Point Charter</u>					
39	14A01	Poor Families Assisted {Number}	1,000	1,041	104
<u>Afforestation (Public and Forest Lands)</u>					
40	15A01	Area Covered under Plantation {Hectares}	12,000	3,457	29
41	15A02	Seedlings planted {Number}	78,00,000	30,84,000	40
<u>Rural Roads - PMGSY</u>					
42	17A01	Length of Road Constructed {Kilometer}	231	108	47
<u>Supply of Electricity</u>					
43	18E02	Electricity supplied {Million Units}	286	267	93

Note:

* - Target Not Received.

** - Non-Targetable.

1 Very Good(90% or above of targets)

05A02, 05B02, 06B01, 12A01, 12B01, 14A01, 18E02

2 Good(Between 80% to 90% targets)

01B01, 01E02, 10A01

3 Poor(Below 80% of targets)

06A01, 07A02, 15A01, 15A02, 17A01

TAMIL NADU

Sl. No.	Item Code	Item/Parameter Name {Units}	Target April,2007-March,2008	Achievement April,2007-March,2008	Percent Achievement
(1)	(2)	(3)	(4)	(5)	(5)/(4)
<u>Employment generation under the NREG Scheme</u>					
1	01A01	No. of job cards issued {Number}	**	22,00,437	
2	01A02	Employment generated {Number}	**	6,45,23,200	
3	01A03	Wages given {Rupees}	**	4,98,90,70,700	
<u>Swaranjayanti Gram Swarojgar Yojana</u>					
4	01B01	Total Swarozgaries Assisted {Number}	63,125	3,61,681	573
5	01B02	SC Swarozgaries Assisted {Number}	**	1,48,882	
6	01B03	ST Swarozgaries Assisted {Number}	**	7,472	
7	01B04	Women Swarozgaries Assisted {Number}	**	3,41,568	
8	01B05	Disabled Swarozgaries Assisted {Number}	**	12,640	
<u>Sampoorna Grameen Rojgar Yojana</u>					
9	01C01	Total Employment Generated {Number of Mandays}	**	2,51,31,800	
10	01C02	Employment Generated for SC {Number of Mandays}	**	1,14,13,600	
11	01C03	Employment Generated for ST {Number of Mandays}	**	10,26,200	
12	01C04	Employment Generated for Women {Number of Mandays}	**	85,52,000	
<u>Self Help Groups (SHG)</u>					
13	01E01	Formed under SGSY {Number}	**	19,061	
14	01E02	To whom income generating activities provided {Number}	4,948	5,687	115
<u>Distribution of waste land to the landless</u>					
15	03E01	Total Land Distributed {Hectare}	**	33,827	
16	03E02	Land Distributed to SC {Hectare}	**	6,842	
17	03E03	Land Distributed to ST {Hectare}	**	525	
18	03E04	Land Distributed to Others {Hectare}	**	26,460	
<u>Minimum Wages Enforcement (including Farm Labour)</u>					
19	04B01	Agriculture and Farm Workers: Inspections made {Number}	**	0	
20	04B02	Agriculture and Farm Workers: Irregularities detected {Number}	**	0	
21	04B03	Agriculture and Farm Workers: Irregularities rectified {Number}	**	0	
22	04B04	Agriculture and Farm Workers: Claims filed {Number}	**	0	
23	04B05	Agriculture and Farm Workers: Claims settled {Number}	**	0	
24	04B06	Agriculture and Farm Workers: Prosecution cases Pending {Number}	**	0	
25	04B07	Agriculture and Farm Workers: Prosecution cases filed {Number}	**	0	
26	04B08	Agriculture and Farm Workers: Prosecution cases decided {Number}	**	0	
27	04B10	Agriculture and Farm Workers: Others {Number}	**	0	
<u>Food security (Targeted Public Distribution system)</u>					
28	05A02	Off take {Tonnes}	48,47,881	37,12,624	77

TAMIL NADU

Sl. No.	Item Code	Item/Parameter Name {Units}	Target April,2007-March,2008	Achievement April,2007-March,2008	Percent Achievement
(1)	(2)	(3)	(4)	(5)	(5)/(4)
<u>Food Security (Antodaya Anna Yojana)</u>					
29	05B02	Off take {Tonnes}	7,83,144	7,94,610	101
<u>Rural Housing - Indira Awaas Yojana</u>					
30	06A01	Houses constructed {Number}	76,932	1,19,074	155
<u>EWS/LIG Houses in Urban Areas</u>					
31	06B01	Houses constructed {Number}	6,000	3,230	54
<u>Rural Areas - Accelerated Rural Water Supply Programme</u>					
32	07A02	Slipped back habitations and habitations with water quality problems covered {Number}	12,538	12,549	100
<u>Sanitation Programme in Rural Areas</u>					
33	08D01	Individual Household latrines constructed {Number}	**	6,52,343	
<u>Institutional Delivery</u>					
34	08E01	Delivery in institutions {Number}	**	11,08,586	
<u>SC Families Assisted</u>					
35	10A01	SC Families Assisted {Number}	9,00,000	10,14,084	113
<u>ST Families Assisted</u>					
36	10C01	ST Families Assisted {Number}	*	37,401	
<u>Universalization of ICDS Scheme</u>					
37	12A01	ICDS Blocks Operational (Cumulative) {Number}	434	434	100
<u>Functional Anganwadis</u>					
38	12B01	Anganwadis Functional (Cumulative) {Number}	46,803	47,265	101
<u>No. of Urban poor families assisted under Seven Point Charter</u>					
39	14A01	Poor Families Assisted {Number}	8,000	8,000	100
<u>Afforestation (Public and Forest Lands)</u>					
40	15A01	Area Covered under Plantation {Hectares}	1,60,000	1,01,795	64
41	15A02	Seedlings planted {Number}	10,40,00,000	2,22,57,000	21
<u>Rural Roads - PMGSY</u>					
42	17A01	Length of Road Constructed {Kilometer}	1,280	826	65
<u>Energising pump sets</u>					
43	18D01	Pumps sets energized {Number}	15,000	34,642	231
<u>Supply of Electricity</u>					
44	18E02	Electricity supplied {Million Units}	65,780	63,954	97

Note:

* - Target Not Received.

** - Non-Targetable.

1 Very Good(90% or above of targets)

01B01, 01E02, 05B02, 06A01, 07A02, 10A01, 12A01, 12B01, 14A01, 18D01, 18E02

2 Poor(Below 80% of targets)

05A02, 06B01, 15A01, 15A02, 17A01

TRIPURA

Sl. No.	Item Code	Item/Parameter Name {Units}	Target April,2007-March,2008	Achievement April,2007-March,2008	Percent Achievement
(1)	(2)	(3)	(4)	(5)	(5)/(4)
<u>Employment generation under the NREG Scheme</u>					
1	01A01	No. of job cards issued {Number}	**	4,65,779	
2	01A02	Employment generated {Number}	**	1,81,05,000	
3	01A03	Wages given {Rupees}	**	2,08,60,00,000	
<u>Swaranjayanti Gram Swarojgar Yojana</u>					
4	01B01	Total Swarozgaries Assisted {Number}	12,463	0	0
5	01B02	SC Swarozgaries Assisted {Number}	**	0	
6	01B03	ST Swarozgaries Assisted {Number}	**	0	
7	01B04	Women Swarozgaries Assisted {Number}	**	0	
8	01B05	Disabled Swarozgaries Assisted {Number}	**	0	
<u>Sampoorna Grameen Rojgar Yojana</u>					
9	01C01	Total Employment Generated {Number of Mandays}	**	23,61,000	
10	01C02	Employment Generated for SC {Number of Mandays}	**	4,56,000	
11	01C03	Employment Generated for ST {Number of Mandays}	**	9,60,000	
12	01C04	Employment Generated for Women {Number of Mandays}	**	7,70,000	
<u>Self Help Groups (SHG)</u>					
13	01E01	Formed under SGSY {Number}	**	2,398	
14	01E02	To whom income generating activities provided {Number}	977	1,067	109
<u>Distribution of waste land to the landless</u>					
15	03E01	Total Land Distributed {Hectare}	**	0	
16	03E02	Land Distributed to SC {Hectare}	**	0	
17	03E03	Land Distributed to ST {Hectare}	**	0	
18	03E04	Land Distributed to Others {Hectare}	**	0	
<u>Minimum Wages Enforcement (including Farm Labour)</u>					
19	04B01	Agriculture and Farm Workers: Inspections made {Number}	**	105	
20	04B02	Agriculture and Farm Workers: Irregularities detected {Number}	**	0	
21	04B03	Agriculture and Farm Workers: Irregularities rectified {Number}	**	0	
22	04B04	Agriculture and Farm Workers: Claims filed {Number}	**	0	
23	04B05	Agriculture and Farm Workers: Claims settled {Number}	**	0	
24	04B06	Agriculture and Farm Workers: Prosecution cases Pending {Number}	**	0	
25	04B07	Agriculture and Farm Workers: Prosecution cases filed {Number}	**	0	
26	04B08	Agriculture and Farm Workers: Prosecution cases decided {Number}	**	0	
27	04B10	Agriculture and Farm Workers: Others {Number}	**	0	
<u>Food security (Targeted Public Distribution system)</u>					
28	05A02	Off take {Tonnes}	2,63,211	2,49,934	95

TRIPURA

Sl. No.	Item Code	Item/Parameter Name {Units}	Target April,2007-March,2008	Achievement April,2007-March,2008	Percent Achievement
(1)	(2)	(3)	(4)	(5)	(5)/(4)
<u>Food Security (Antodaya Anna Yojana)</u>					
29	05B02	Off take {Tonnes}	45,938	41,252	90
<u>Rural Housing - Indira Awaas Yojana</u>					
30	06A01	Houses constructed {Number}	13,178	8,518	65
<u>EWS/LIG Houses in Urban Areas</u>					
31	06B01	Houses constructed {Number}	5,400	0	0
<u>Rural Areas - Accelerated Rural Water Supply Programme</u>					
32	07A02	Slipped back habitations and habitations with water quality problems covered {Number}	589	166	28
<u>Sanitation Programme in Rural Areas</u>					
33	08D01	Individual Household latrines constructed {Number}	**	2,941	
<u>Institutional Delivery</u>					
34	08E01	Delivery in institutions {Number}	**	30,908	
<u>SC Families Assisted</u>					
35	10A01	SC Families Assisted {Number}	22,000	23,194	105
<u>ST Families Assisted</u>					
36	10C01	ST Families Assisted {Number}	*	12,609	
<u>Universalization of ICDS Scheme</u>					
37	12A01	ICDS Blocks Operational (Cumulative) {Number}	53	56	106
<u>Functional Anganwadis</u>					
38	12B01	Anganwadis Functional (Cumulative) {Number}	6,974	7,359	106
<u>No. of Urban poor families assisted under Seven Point Charter</u>					
39	14A01	Poor Families Assisted {Number}	2,380	2,340	98
<u>Afforestation (Public and Forest Lands)</u>					
40	15A01	Area Covered under Plantation {Hectares}	15,000	8,419	56
41	15A02	Seedlings planted {Number}	97,50,000	95,13,000	98
<u>Rural Roads - PMGSY</u>					
42	17A01	Length of Road Constructed {Kilometer}	442	60	14
<u>Supply of Electricity</u>					
43	18E02	Electricity supplied {Million Units}	777	686	88

Note:

* - Target Not Received.

** - Non-Targetable.

1 Very Good(90% or above of targets)

01E02, 05A02, 05B02, 10A01, 12A01, 12B01, 14A01, 15A02

2 Good(Between 80% to 90% targets)

18E02

3 Poor(Below 80% of targets)

01B01, 06A01, 06B01, 07A02, 15A01, 17A01

UTTAR PRADESH

Sl. No.	Item Code	Item/Parameter Name {Units}	Target April,2007-March,2008	Achievement April,2007-March,2008	Percent Achievement
(1)	(2)	(3)	(4)	(5)	(5)/(4)
<u>Employment generation under the NREG Scheme</u>					
1	01A01	No. of job cards issued {Number}	**	46,78,214	
2	01A02	Employment generated {Number}	**	13,57,48,500	
3	01A03	Wages given {Rupees}	**	15,06,34,65,929	
<u>Swaranjayanti Gram Swarojgar Yojana</u>					
4	01B01	Total Swarozgaries Assisted {Number}	2,44,500	2,55,048	104
5	01B02	SC Swarozgaries Assisted {Number}	**	1,24,058	
6	01B03	ST Swarozgaries Assisted {Number}	**	1,482	
7	01B04	Women Swarozgaries Assisted {Number}	**	88,736	
8	01B05	Disabled Swarozgaries Assisted {Number}	**	3,237	
<u>Sampoorna Grameen Rojgar Yojana</u>					
9	01C01	Total Employment Generated {Number of Mandays}	**	3,83,17,126	
10	01C02	Employment Generated for SC {Number of Mandays}	**	2,08,59,949	
11	01C03	Employment Generated for ST {Number of Mandays}	**	5,200	
12	01C04	Employment Generated for Women {Number of Mandays}	**	60,74,895	
<u>Self Help Groups (SHG)</u>					
13	01E01	Formed under SGSY {Number}	**	29,126	
14	01E02	To whom income generating activities provided {Number}	19,165	27,824	145
<u>Distribution of waste land to the landless</u>					
15	03E01	Total Land Distributed {Hectare}	**	8,524	
16	03E02	Land Distributed to SC {Hectare}	**	4,891	
17	03E03	Land Distributed to ST {Hectare}	**	262	
18	03E04	Land Distributed to Others {Hectare}	**	3,371	
<u>Minimum Wages Enforcement (including Farm Labour)</u>					
19	04B01	Agriculture and Farm Workers: Inspections made {Number}	**	8,631	
20	04B02	Agriculture and Farm Workers: Irregularities detected {Number}	**	3,986	
21	04B03	Agriculture and Farm Workers: Irregularities rectified {Number}	**	0	
22	04B04	Agriculture and Farm Workers: Claims filed {Number}	**	260	
23	04B05	Agriculture and Farm Workers: Claims settled {Number}	**	1,107	
24	04B06	Agriculture and Farm Workers: Prosecution cases Pending {Number}	**	7,728	
25	04B07	Agriculture and Farm Workers: Prosecution cases filed {Number}	**	163	
26	04B08	Agriculture and Farm Workers: Prosecution cases decided {Number}	**	81	
27	04B10	Agriculture and Farm Workers: Others {Number}	**	0	
<u>Food security (Targeted Public Distribution system)</u>					
28	05A02	Off take {Tonnes}	45,50,690	42,15,770	93

UTTAR PRADESH

Sl. No.	Item Code	Item/Parameter Name {Units}	Target April,2007-March,2008	Achievement April,2007-March,2008	Percent Achievement
(1)	(2)	(3)	(4)	(5)	(5)/(4)
<u>Food Security (Antodaya Anna Yojana)</u>					
29	05B02	Off take {Tonnes}	17,19,480	16,67,590	97
<u>Rural Housing - Indira Awaas Yojana</u>					
30	06A01	Houses constructed {Number}	2,54,750	2,57,832	101
<u>EWS/LIG Houses in Urban Areas</u>					
31	06B01	Houses constructed {Number}	4,700	2,938	63
<u>Rural Areas - Accelerated Rural Water Supply Programme</u>					
32	07A02	Slipped back habitations and habitations with water quality problems covered {Number}	3,587	1,628	45
<u>Sanitation Programme in Rural Areas</u>					
33	08D01	Individual Household latrines constructed {Number}	**	25,78,123	
<u>Institutional Delivery</u>					
34	08E01	Delivery in institutions {Number}	**	15,64,737	
<u>SC Families Assisted</u>					
35	10A01	SC Families Assisted {Number}	2,57,000	2,18,525	85
<u>ST Families Assisted</u>					
36	10C01	ST Families Assisted {Number}	*	1,091	
<u>Universalization of ICDS Scheme</u>					
37	12A01	ICDS Blocks Operational (Cumulative) {Number}	878	896	102
<u>Functional Anganwadis</u>					
38	12B01	Anganwadis Functional (Cumulative) {Number}	1,46,776	1,50,142	102
<u>No. of Urban poor families assisted under Seven Point Charter</u>					
39	14A01	Poor Families Assisted {Number}	6,168	70	1
<u>Afforestation (Public and Forest Lands)</u>					
40	15A01	Area Covered under Plantation {Hectares}	60,000	48,912	82
41	15A02	Seedlings planted {Number}	3,90,00,000	3,65,64,479	94
<u>Rural Roads - PMGSY</u>					
42	17A01	Length of Road Constructed {Kilometer}	4,976	4,401	88
<u>Rajiv Gandhi Grameen Vidutikaran Yojana</u>					
43	18B01	Villages electrified {Number}	4,500	3,949	88
<u>Energising pump sets</u>					
44	18D01	Pumps sets energized {Number}	14,801	14,887	101
<u>Supply of Electricity</u>					
45	18E02	Electricity supplied {Million Units}	62,628	51,335	82

Note:

* - Target Not Received.

** - Non-Targetable.

1 Very Good(90% or above of targets)

01B01, 01E02, 05A02, 05B02, 06A01, 12A01, 12B01, 15A02, 18D01

2 Good(Between 80% to 90% targets)

10A01, 15A01, 17A01, 18B01, 18E02

3 Poor(Below 80% of targets)

06B01, 07A02, 14A01

UTTARAKHAND

Sl. No.	Item Code	Item/Parameter Name {Units}	Target April,2007-March,2008	Achievement April,2007-March,2008	Percent Achievement
(1)	(2)	(3)	(4)	(5)	(5)/(4)
<u>Employment generation under the NREG Scheme</u>					
1	01A01	No. of job cards issued {Number}	**	1,59,496	
2	01A02	Employment generated {Number}	**	80,34,700	
3	01A03	Wages given {Rupees}	**	60,61,18,000	
<u>Swaranjayanti Gram Swarojgar Yojana</u>					
4	01B01	Total Swarozgaries Assisted {Number}	12,873	12,433	97
5	01B02	SC Swarozgaries Assisted {Number}	**	4,671	
6	01B03	ST Swarozgaries Assisted {Number}	**	815	
7	01B04	Women Swarozgaries Assisted {Number}	**	6,519	
8	01B05	Disabled Swarozgaries Assisted {Number}	**	5	
<u>Sampoorna Grameen Rojgar Yojana</u>					
9	01C01	Total Employment Generated {Number of Mandays}	**	66,53,400	
10	01C02	Employment Generated for SC {Number of Mandays}	**	23,03,000	
11	01C03	Employment Generated for ST {Number of Mandays}	**	4,78,800	
12	01C04	Employment Generated for Women {Number of Mandays}	**	13,73,800	
<u>Self Help Groups (SHG)</u>					
13	01E01	Formed under SGSY {Number}	**	349	
14	01E02	To whom income generating activities provided {Number}	1,009	1,366	135
<u>Distribution of waste land to the landless</u>					
15	03E01	Total Land Distributed {Hectare}	**	14	
16	03E02	Land Distributed to SC {Hectare}	**	0	
17	03E03	Land Distributed to ST {Hectare}	**	0	
18	03E04	Land Distributed to Others {Hectare}	**	0	
<u>Minimum Wages Enforcement (including Farm Labour)</u>					
19	04B01	Agriculture and Farm Workers: Inspections made {Number}	**	560	
20	04B02	Agriculture and Farm Workers: Irregularities detected {Number}	**	39	
21	04B03	Agriculture and Farm Workers: Irregularities rectified {Number}	**	29	
22	04B04	Agriculture and Farm Workers: Claims filed {Number}	**	0	
23	04B05	Agriculture and Farm Workers: Claims settled {Number}	**	0	
24	04B06	Agriculture and Farm Workers: Prosecution cases Pending {Number}	**	27	
25	04B07	Agriculture and Farm Workers: Prosecution cases filed {Number}	**	8	
26	04B08	Agriculture and Farm Workers: Prosecution cases decided {Number}	**	0	
27	04B10	Agriculture and Farm Workers: Others {Number}	**	0	
<u>Food security (Targeted Public Distribution system)</u>					
28	05A02	Off take {Tonnes}	3,41,541	2,84,050	83

UTTARAKHAND

Sl. No.	Item Code	Item/Parameter Name {Units}	Target April,2007-March,2008	Achievement April,2007-March,2008	Percent Achievement
(1)	(2)	(3)	(4)	(5)	(5)/(4)
<u>Food Security (Antodaya Anna Yojana)</u>					
29	05B02	Off take {Tonnes}	63,516	55,633	88
<u>Rural Housing - Indira Awaas Yojana</u>					
30	06A01	Houses constructed {Number}	11,611	11,673	101
<u>Rural Areas - Accelerated Rural Water Supply Programme</u>					
31	07A01	Habitations covered (NC and PC) {Number}	118	41	35
32	07A02	Slipped back habitations and habitations with water quality problems covered {Number}	2,376	2,126	89
<u>Sanitation Programme in Rural Areas</u>					
33	08D01	Individual Household latrines constructed {Number}	**	75,801	
<u>Institutional Delivery</u>					
34	08E01	Delivery in institutions {Number}	**	71,835	
<u>SC Families Assisted</u>					
35	10A01	SC Families Assisted {Number}	7,000	7,735	110
<u>ST Families Assisted</u>					
36	10C01	ST Families Assisted {Number}	*	1,572	
<u>Universalization of ICDS Scheme</u>					
37	12A01	ICDS Blocks Operational (Cumulative) {Number}	99	99	100
<u>Functional Anganwadis</u>					
38	12B01	Anganwadis Functional (Cumulative) {Number}	9,102	9,111	100
<u>Afforestation (Public and Forest Lands)</u>					
39	15A01	Area Covered under Plantation {Hectares}	1,40,000	1,46,428	105
40	15A02	Seedlings planted {Number}	9,10,00,000	10,90,36,000	120
<u>Rural Roads - PMGSY</u>					
41	17A01	Length of Road Constructed {Kilometer}	1,169	993	85
<u>Rajiv Gandhi Grameen Vidutikaran Yojana</u>					
42	18B01	Villages electrified {Number}	2,850	3,252	114
<u>Energising pump sets</u>					
43	18D01	Pumps sets energized {Number}	350	662	189
<u>Supply of Electricity</u>					
44	18E02	Electricity supplied {Million Units}	7,047	6,845	97

Note:

* - Target Not Received.

** - Non-Targetable.

1 Very Good(90% or above of targets)

01B01, 01E02, 06A01, 10A01, 12A01, 12B01, 15A01, 15A02, 18B01, 18D01, 18E02

2 Good(Between 80% to 90% targets)

05A02, 05B02, 07A02, 17A01

3 Poor(Below 80% of targets)

07A01

WEST BENGAL

Sl. No.	Item Code	Item/Parameter Name {Units}	Target April,2007- March,2008	Achievement April,2007- March,2008	Percent Achievement
(1)	(2)	(3)	(4)	(5)	(5)/(4)
<u>Employment generation under the NREG Scheme</u>					
1	01A01	No. of job cards issued {Number}	**	34,30,932	
2	01A02	Employment generated {Number}	**	9,59,77,000	
3	01A03	Wages given {Rupees}	**	9,68,81,41,000	
<u>Swaranjayanti Gram Swarojgar Yojana</u>					
4	01B01	Total Swarozgaries Assisted {Number}	90,744	33,551	37
5	01B02	SC Swarozgaries Assisted {Number}	**	12,524	
6	01B03	ST Swarozgaries Assisted {Number}	**	1,243	
7	01B04	Women Swarozgaries Assisted {Number}	**	28,864	
8	01B05	Disabled Swarozgaries Assisted {Number}	**	29	
<u>Sampoorna Grameen Rojgar Yojana</u>					
9	01C01	Total Employment Generated {Number of Mandays}	**	73,80,000	
10	01C02	Employment Generated for SC {Number of Mandays}	**	32,14,000	
11	01C03	Employment Generated for ST {Number of Mandays}	**	12,52,000	
12	01C04	Employment Generated for Women {Number of Mandays}	**	15,50,000	
<u>Self Help Groups (SHG)</u>					
13	01E01	Formed under SGSY {Number}	**	37,423	
14	01E02	To whom income generating activities provided {Number}	7,113	34,901	491
<u>Distribution of waste land to the landless</u>					
15	03E01	Total Land Distributed {Hectare}	**	0	
16	03E02	Land Distributed to SC {Hectare}	**	0	
17	03E03	Land Distributed to ST {Hectare}	**	0	
18	03E04	Land Distributed to Others {Hectare}	**	0	
<u>Minimum Wages Enforcement (including Farm Labour)</u>					
19	04B01	Agriculture and Farm Workers: Inspections made {Number}	**	1,609	
20	04B02	Agriculture and Farm Workers: Irregularities detected {Number}	**	723	
21	04B03	Agriculture and Farm Workers: Irregularities rectified {Number}	**	710	
22	04B04	Agriculture and Farm Workers: Claims filed {Number}	**	0	
23	04B05	Agriculture and Farm Workers: Claims settled {Number}	**	0	
24	04B06	Agriculture and Farm Workers: Prosecution cases Pending {Number}	**	955	
25	04B07	Agriculture and Farm Workers: Prosecution cases filed {Number}	**	0	
26	04B08	Agriculture and Farm Workers: Prosecution cases decided {Number}	**	0	
27	04B10	Agriculture and Farm Workers: Others {Number}	**	0	
<u>Food security (Targeted Public Distribution system)</u>					
28	05A02	Off take {Tonnes}	30,23,204	26,52,009	88

WEST BENGAL

Sl. No.	Item Code	Item/Parameter Name {Units}	Target April,2007-March,2008	Achievement April,2007-March,2008	Percent Achievement
(1)	(2)	(3)	(4)	(5)	(5)/(4)
<u>Food Security (Antodaya Anna Yojana)</u>					
29	05B02	Off take {Tonnes}	6,21,684	5,31,520	85
<u>Rural Housing - Indira Awaas Yojana</u>					
30	06A01	Houses constructed {Number}	1,53,709	1,06,419	69
<u>EWS/LIG Houses in Urban Areas</u>					
31	06B01	Houses constructed {Number}	348	224	64
<u>Rural Areas - Accelerated Rural Water Supply Programme</u>					
32	07A02	Slipped back habitations and habitations with water quality problems covered {Number}	4,761	4,826	101
<u>Sanitation Programme in Rural Areas</u>					
33	08D01	Individual Household latrines constructed {Number}	**	6,92,256	
<u>Institutional Delivery</u>					
34	08E01	Delivery in institutions {Number}	**	7,92,186	
<u>SC Families Assisted</u>					
35	10A01	SC Families Assisted {Number}	1,10,000	41,442	38
<u>ST Families Assisted</u>					
36	10C01	ST Families Assisted {Number}	*	5,744	
<u>Universalization of ICDS Scheme</u>					
37	12A01	ICDS Blocks Operational (Cumulative) {Number}	416	414	100
<u>Functional Anganwadis</u>					
38	12B01	Anganwadis Functional (Cumulative) {Number}	86,898	88,456	102
<u>Afforestation (Public and Forest Lands)</u>					
39	15A01	Area Covered under Plantation {Hectares}	80,000	13,397	17
40	15A02	Seedlings planted {Number}	5,20,00,000	2,14,36,000	41
<u>Rural Roads - PMGSY</u>					
41	17A01	Length of Road Constructed {Kilometer}	2,272	1,573	69
<u>Rajiv Gandhi Grameen Vidyutikaran Yojana</u>					
42	18B01	Villages electrified {Number}	1,500	1,794	120
<u>Energising pump sets</u>					
43	18D01	Pumps sets energized {Number}	1,402	972	69
<u>Supply of Electricity</u>					
44	18E02	Electricity supplied {Million Units}	29,020	27,902	96

Note:

* - Target Not Received.

** - Non-Targetable.

1 Very Good(90% or above of targets)

01E02, 07A02, 12A01, 12B01, 18B01, 18E02

2 Good(Between 80% to 90% targets)

05A02, 05B02

3 Poor(Below 80% of targets)

01B01, 06A01, 06B01, 10A01, 15A01, 15A02, 17A01, 18D01

ANDAMAN AND NICOBAR ISLANDS

Sl. No.	Item Code	Item/Parameter Name {Units}	Target April,2007-March,2008	Achievement April,2007-March,2008	Percent Achievement
(1)	(2)	(3)	(4)	(5)	(5)/(4)
<u>Employment generation under the NREG Scheme</u>					
1	01A01	No. of job cards issued {Number}	**	0	
2	01A02	Employment generated {Number}	**	0	
3	01A03	Wages given {Rupees}	**	0	
<u>Swaranjayanti Gram Swarojgar Yojana</u>					
4	01B01	Total Swarozgaries Assisted {Number}	149	83	56
5	01B02	SC Swarozgaries Assisted {Number}	**	0	
6	01B03	ST Swarozgaries Assisted {Number}	**	9	
7	01B04	Women Swarozgaries Assisted {Number}	**	19	
8	01B05	Disabled Swarozgaries Assisted {Number}	**	2	
<u>Sampoorna Grameen Rojgar Yojana</u>					
9	01C01	Total Employment Generated {Number of Mandays}	**	14,445	
10	01C02	Employment Generated for SC {Number of Mandays}	**	0	
11	01C03	Employment Generated for ST {Number of Mandays}	**	4,696	
12	01C04	Employment Generated for Women {Number of Mandays}	**	3,265	
<u>Self Help Groups (SHG)</u>					
13	01E01	Formed under SGSY {Number}	**	68	
14	01E02	To whom income generating activities provided {Number}	12	26	217
<u>Distribution of waste land to the landless</u>					
15	03E01	Total Land Distributed {Hectare}	**	0	
16	03E02	Land Distributed to SC {Hectare}	**	0	
17	03E03	Land Distributed to ST {Hectare}	**	0	
18	03E04	Land Distributed to Others {Hectare}	**	0	
<u>Minimum Wages Enforcement (including Farm Labour)</u>					
19	04B01	Agriculture and Farm Workers: Inspections made {Number}	**	0	
20	04B02	Agriculture and Farm Workers: Irregularities detected {Number}	**	0	
21	04B03	Agriculture and Farm Workers: Irregularities rectified {Number}	**	0	
22	04B04	Agriculture and Farm Workers: Claims filed {Number}	**	0	
23	04B05	Agriculture and Farm Workers: Claims settled {Number}	**	0	
24	04B06	Agriculture and Farm Workers: Prosecution cases Pending {Number}	**	0	
25	04B07	Agriculture and Farm Workers: Prosecution cases filed {Number}	**	0	
26	04B08	Agriculture and Farm Workers: Prosecution cases decided {Number}	**	0	
27	04B10	Agriculture and Farm Workers: Others {Number}	**	0	
<u>Food security (Targeted Public Distribution system)</u>					
28	05A02	Off take {Tonnes}	29,244	18,066	62

ANDAMAN AND NICOBAR ISLANDS

Sl. No.	Item Code	Item/Parameter Name {Units}	Target April,2007-March,2008	Achievement April,2007-March,2008	Percent Achievement
(1)	(2)	(3)	(4)	(5)	(5)/(4)
<u>Food Security (Antodaya Anna Yojana)</u>					
29	05B02	Off take {Tonnes}	1,800	1,295	72
<u>Rural Housing - Indira Awaas Yojana</u>					
30	06A01	Houses constructed {Number}	1,828	287	16
<u>Rural Areas - Accelerated Rural Water Supply Programme</u>					
31	07A02	Slipped back habitations and habitations with water quality problems covered {Number}	6	0	0
<u>Sanitation Programme in Rural Areas</u>					
32	08D01	Individual Household latrines constructed {Number}	**	0	
<u>Institutional Delivery</u>					
33	08E01	Delivery in institutions {Number}	**	4,766	
<u>ST Families Assisted</u>					
34	10C01	ST Families Assisted {Number}	*	198	
<u>Universalization of ICDS Scheme</u>					
35	12A01	ICDS Blocks Operational (Cumulative) {Number}	5	5	100
<u>Functional Anganwadis</u>					
36	12B01	Anganwadis Functional (Cumulative) {Number}	657	672	102
<u>Afforestation (Public and Forest Lands)</u>					
37	15A01	Area Covered under Plantation {Hectares}	1,500	915	61
38	15A02	Seedlings planted {Number}	9,80,000	5,24,434	54
<u>Supply of Electricity</u>					
39	18E02	Electricity supplied {Million Units}	240	180	75

Note:

* - Target Not Received.

** - Non-Targetable.

1 Very Good(90% or above of targets)

01E02, 12A01, 12B01

2 Poor(Below 80% of targets)

01B01, 05A02, 05B02, 06A01, 07A02, 15A01, 15A02, 18E02

CHANDIGARH

Sl. No.	Item Code	Item/Parameter Name {Units}	Target April,2007-March,2008	Achievement April,2007-March,2008	Percent Achievement
(1)	(2)	(3)	(4)	(5)	(5)/(4)
<u>Employment generation under the NREG Scheme</u>					
1	01A01	No. of job cards issued {Number}	**	0	
2	01A02	Employment generated {Number}	**	0	
3	01A03	Wages given {Rupees}	**	0	
<u>Sampoorna Grameen Rojgar Yojana</u>					
4	01C01	Total Employment Generated {Number of Mandays}	**	0	
5	01C02	Employment Generated for SC {Number of Mandays}	**	0	
6	01C03	Employment Generated for ST {Number of Mandays}	**	0	
7	01C04	Employment Generated for Women {Number of Mandays}	**	0	
<u>Self Help Groups (SHG)</u>					
8	01E01	Formed under SGSY {Number}	**	0	
<u>Distribution of waste land to the landless</u>					
9	03E01	Total Land Distributed {Hectare}	**	0	
10	03E02	Land Distributed to SC {Hectare}	**	0	
11	03E03	Land Distributed to ST {Hectare}	**	0	
12	03E04	Land Distributed to Others {Hectare}	**	0	
<u>Minimum Wages Enforcement (including Farm Labour)</u>					
13	04B01	Agriculture and Farm Workers: Inspections made {Number}	**	10	
14	04B02	Agriculture and Farm Workers: Irregularities detected {Number}	**	10	
15	04B03	Agriculture and Farm Workers: Irregularities rectified {Number}	**	10	
16	04B04	Agriculture and Farm Workers: Claims filed {Number}	**	0	
17	04B05	Agriculture and Farm Workers: Claims settled {Number}	**	10	
18	04B06	Agriculture and Farm Workers: Prosecution cases Pending {Number}	**	108	
19	04B07	Agriculture and Farm Workers: Prosecution cases filed {Number}	**	182	
20	04B08	Agriculture and Farm Workers: Prosecution cases decided {Number}	**	20	
21	04B10	Agriculture and Farm Workers: Others {Number}	**	0	
<u>Food security (Targeted Public Distribution system)</u>					
22	05A02	Off take {Tonnes}	4,128	4,383	106
<u>Food Security (Antodaya Anna Yojana)</u>					
23	05B02	Off take {Tonnes}	888	1,213	137
<u>EWS/LIG Houses in Urban Areas</u>					
24	06B01	Houses constructed {Number}	5,449	0	0
<u>Sanitation Programme in Rural Areas</u>					
25	08D01	Individual Household latrines constructed {Number}	**	0	

CHANDIGARH

Sl. No.	Item Code	Item/Parameter Name {Units}	Target April,2007-March,2008	Achievement April,2007-March,2008	Percent Achievement
(1)	(2)	(3)	(4)	(5)	(5)/(4)
<u>Institutional Delivery</u>					
26	08E01	Delivery in institutions {Number}	**	18,266	
<u>SC Families Assisted</u>					
27	10A01	SC Families Assisted {Number}	700	558	80
<u>ST Families Assisted</u>					
28	10C01	ST Families Assisted {Number}	*	0	
<u>Universalization of ICDS Scheme</u>					
29	12A01	ICDS Blocks Operational (Cumulative) {Number}	3	3	100
<u>Functional Anganwadis</u>					
30	12B01	Anganwadis Functional (Cumulative) {Number}	358	370	103
<u>Afforestation (Public and Forest Lands)</u>					
31	15A01	Area Covered under Plantation {Hectares}	150	236	157
32	15A02	Seedlings planted {Number}	1,00,000	1,42,616	143
<u>Supply of Electricity</u>					
33	18E02	Electricity supplied {Million Units}	1,446	1,446	100

Note:

* - Target Not Received.

** - Non-Targetable.

1 Very Good(90% or above of targets)

05A02, 05B02, 12A01, 12B01, 15A01, 15A02, 18E02

2 Good(Between 80% to 90% targets)

10A01

3 Poor(Below 80% of targets)

06B01

DADRA AND NAGAR HAVELI

Sl. No.	Item Code	Item/Parameter Name {Units}	Target April,2007-March,2008	Achievement April,2007-March,2008	Percent Achievement
(1)	(2)	(3)	(4)	(5)	(5)/(4)
<u>Employment generation under the NREG Scheme</u>					
1	01A01	No. of job cards issued {Number}	**	0	
2	01A02	Employment generated {Number}	**	0	
3	01A03	Wages given {Rupees}	**	0	
<u>Swaranjayanti Gram Swarojgar Yojana</u>					
4	01B01	Total Swarozgaries Assisted {Number}	149	85	57
5	01B02	SC Swarozgaries Assisted {Number}	**	0	
6	01B03	ST Swarozgaries Assisted {Number}	**	23	
7	01B04	Women Swarozgaries Assisted {Number}	**	8	
8	01B05	Disabled Swarozgaries Assisted {Number}	**	0	
<u>Sampoorna Grameen Rojgar Yojana</u>					
9	01C01	Total Employment Generated {Number of Mandays}	**	0	
10	01C02	Employment Generated for SC {Number of Mandays}	**	0	
11	01C03	Employment Generated for ST {Number of Mandays}	**	0	
12	01C04	Employment Generated for Women {Number of Mandays}	**	0	
<u>Self Help Groups (SHG)</u>					
13	01E01	Formed under SGSY {Number}	**	0	
14	01E02	To whom income generating activities provided {Number}	12	0	0
<u>Distribution of waste land to the landless</u>					
15	03E01	Total Land Distributed {Hectare}	**	0	
16	03E02	Land Distributed to SC {Hectare}	**	0	
17	03E03	Land Distributed to ST {Hectare}	**	0	
18	03E04	Land Distributed to Others {Hectare}	**	0	
<u>Minimum Wages Enforcement (including Farm Labour)</u>					
19	04B01	Agriculture and Farm Workers: Inspections made {Number}	**	0	
20	04B02	Agriculture and Farm Workers: Irregularities detected {Number}	**	0	
21	04B03	Agriculture and Farm Workers: Irregularities rectified {Number}	**	0	
22	04B04	Agriculture and Farm Workers: Claims filed {Number}	**	0	
23	04B05	Agriculture and Farm Workers: Claims settled {Number}	**	0	
24	04B06	Agriculture and Farm Workers: Prosecution cases Pending {Number}	**	0	
25	04B07	Agriculture and Farm Workers: Prosecution cases filed {Number}	**	0	
26	04B08	Agriculture and Farm Workers: Prosecution cases decided {Number}	**	0	
27	04B10	Agriculture and Farm Workers: Others {Number}	**	0	
<u>Food security (Targeted Public Distribution system)</u>					
28	05A02	Off take {Tonnes}	11,812	1,447	12

DADRA AND NAGAR HAVELI

Sl. No.	Item Code	Item/Parameter Name {Units}	Target April,2007-March,2008	Achievement April,2007-March,2008	Percent Achievement
(1)	(2)	(3)	(4)	(5)	(5)/(4)
<u>Food Security (Antodaya Anna Yojana)</u>					
29	05B02	Off take {Tonnes}	2,196	243	11
<u>Rural Housing - Indira Awaas Yojana</u>					
30	06A01	Houses constructed {Number}	305	61	20
<u>Rural Areas - Accelerated Rural Water Supply Programme</u>					
31	07A01	Habitations covered (NC and PC) {Number}	8	5	62
<u>Sanitation Programme in Rural Areas</u>					
32	08D01	Individual Household latrines constructed {Number}	**	0	
<u>Institutional Delivery</u>					
33	08E01	Delivery in institutions {Number}	**	296	
<u>ST Families Assisted</u>					
34	10C01	ST Families Assisted {Number}	*	0	
<u>Universalization of ICDS Scheme</u>					
35	12A01	ICDS Blocks Operational (Cumulative) {Number}	2	1	50
<u>Functional Anganwadis</u>					
36	12B01	Anganwadis Functional (Cumulative) {Number}	218	219	100
<u>Afforestation (Public and Forest Lands)</u>					
37	15A01	Area Covered under Plantation {Hectares}	200	200	100
38	15A02	Seedlings planted {Number}	1,30,000	2,90,000	223
<u>Supply of Electricity</u>					
39	18E02	Electricity supplied {Million Units}	3,388	3,372	100

Note:

* - Target Not Received.

** - Non-Targetable.

1 Very Good(90% or above of targets)

12B01, 15A01, 15A02, 18E02

2 Poor(Below 80% of targets)

01B01, 01E02, 05A02, 05B02, 06A01, 07A01, 12A01

DAMAN AND DIU

Sl. No.	Item Code	Item/Parameter Name {Units}	Target April,2007- March,2008	Achievement April,2007- March,2008	Percent Achievement
(1)	(2)	(3)	(4)	(5)	(5)/(4)
<u>Employment generation under the NREG Scheme</u>					
1	01A01	No. of job cards issued {Number}	**	0	
2	01A02	Employment generated {Number}	**	0	
3	01A03	Wages given {Rupees}	**	0	
<u>Swaranjayanti Gram Swarojgar Yojana</u>					
4	01B01	Total Swarozgaries Assisted {Number}	149	0	0
5	01B02	SC Swarozgaries Assisted {Number}	**	0	
6	01B03	ST Swarozgaries Assisted {Number}	**	0	
7	01B04	Women Swarozgaries Assisted {Number}	**	0	
8	01B05	Disabled Swarozgaries Assisted {Number}	**	0	
<u>Sampoorna Grameen Rojgar Yojana</u>					
9	01C01	Total Employment Generated {Number of Mandays}	**	0	
10	01C02	Employment Generated for SC {Number of Mandays}	**	0	
11	01C03	Employment Generated for ST {Number of Mandays}	**	0	
12	01C04	Employment Generated for Women {Number of Mandays}	**	0	
<u>Self Help Groups (SHG)</u>					
13	01E01	Formed under SGSY {Number}	**	0	
14	01E02	To whom income generating activities provided {Number}	12	0	0
<u>Distribution of waste land to the landless</u>					
15	03E01	Total Land Distributed {Hectare}	**	0	
16	03E02	Land Distributed to SC {Hectare}	**	0	
17	03E03	Land Distributed to ST {Hectare}	**	0	
18	03E04	Land Distributed to Others {Hectare}	**	0	
<u>Minimum Wages Enforcement (including Farm Labour)</u>					
19	04B01	Agriculture and Farm Workers: Inspections made {Number}	**	0	
20	04B02	Agriculture and Farm Workers: Irregularities detected {Number}	**	0	
21	04B03	Agriculture and Farm Workers: Irregularities rectified {Number}	**	0	
22	04B04	Agriculture and Farm Workers: Claims filed {Number}	**	0	
23	04B05	Agriculture and Farm Workers: Claims settled {Number}	**	0	
24	04B06	Agriculture and Farm Workers: Prosecution cases Pending {Number}	**	0	
25	04B07	Agriculture and Farm Workers: Prosecution cases filed {Number}	**	0	
26	04B08	Agriculture and Farm Workers: Prosecution cases decided {Number}	**	0	
27	04B10	Agriculture and Farm Workers: Others {Number}	**	0	
<u>Food security (Targeted Public Distribution system)</u>					
28	05A02	Off take {Tonnes}	2,700	699	26

DAMAN AND DIU

Sl. No.	Item Code	Item/Parameter Name {Units}	Target April,2007-March,2008	Achievement April,2007-March,2008	Percent Achievement
(1)	(2)	(3)	(4)	(5)	(5)/(4)
<u>Food Security (Antodaya Anna Yojana)</u>					
29	05B02	Off take {Tonnes}	636	177	28
<u>Rural Housing - Indira Awaas Yojana</u>					
30	06A01	Houses constructed {Number}	136	5	4
<u>Sanitation Programme in Rural Areas</u>					
31	08D01	Individual Household latrines constructed {Number}	**	0	
<u>Institutional Delivery</u>					
32	08E01	Delivery in institutions {Number}	**	2,483	
<u>ST Families Assisted</u>					
33	10C01	ST Families Assisted {Number}	*	212	
<u>Universalization of ICDS Scheme</u>					
34	12A01	ICDS Blocks Operational (Cumulative) {Number}	2	2	100
<u>Functional Anganwadis</u>					
35	12B01	Anganwadis Functional (Cumulative) {Number}	104	97	93
<u>Afforestation (Public and Forest Lands)</u>					
36	15A01	Area Covered under Plantation {Hectares}	30	26	87
37	15A02	Seedlings planted {Number}	20,000	13,171	66
<u>Supply of Electricity</u>					
38	18E02	Electricity supplied {Million Units}	1,774	1,580	89

Note:

* - Target Not Received.

** - Non-Targetable.

1 Very Good(90% or above of targets)

12A01, 12B01

2 Good(Between 80% to 90% targets)

15A01, 18E02

3 Poor(Below 80% of targets)

01B01, 01E02, 05A02, 05B02, 06A01, 15A02

LAKSHADWEEP

Sl. No.	Item Code	Item/Parameter Name {Units}	Target April,2007- March,2008	Achievement April,2007- March,2008	Percent Achievement
(1)	(2)	(3)	(4)	(5)	(5)/(4)
<u>Employment generation under the NREG Scheme</u>					
1	01A01	No. of job cards issued {Number}	**	0	
2	01A02	Employment generated {Number}	**	0	
3	01A03	Wages given {Rupees}	**	0	
<u>Swaranjayanti Gram Swarozgar Yojana</u>					
4	01B01	Total Swarozgaries Assisted {Number}	149	158	106
5	01B02	SC Swarozgaries Assisted {Number}	**	0	
6	01B03	ST Swarozgaries Assisted {Number}	**	158	
7	01B04	Women Swarozgaries Assisted {Number}	**	0	
8	01B05	Disabled Swarozgaries Assisted {Number}	**	0	
<u>Sampoorna Grameen Rojgar Yojana</u>					
9	01C01	Total Employment Generated {Number of Mandays}	**	1,26,000	
10	01C02	Employment Generated for SC {Number of Mandays}	**	0	
11	01C03	Employment Generated for ST {Number of Mandays}	**	1,26,000	
12	01C04	Employment Generated for Women {Number of Mandays}	**	0	
<u>Self Help Groups (SHG)</u>					
13	01E01	Formed under SGSY {Number}	**	0	
14	01E02	To whom income generating activities provided {Number}	12	19	158
<u>Distribution of waste land to the landless</u>					
15	03E01	Total Land Distributed {Hectare}	**	0	
16	03E02	Land Distributed to SC {Hectare}	**	0	
17	03E03	Land Distributed to ST {Hectare}	**	0	
18	03E04	Land Distributed to Others {Hectare}	**	0	
<u>Minimum Wages Enforcement (including Farm Labour)</u>					
19	04B01	Agriculture and Farm Workers: Inspections made {Number}	**	0	
20	04B02	Agriculture and Farm Workers: Irregularities detected {Number}	**	0	
21	04B03	Agriculture and Farm Workers: Irregularities rectified {Number}	**	0	
22	04B04	Agriculture and Farm Workers: Claims filed {Number}	**	0	
23	04B05	Agriculture and Farm Workers: Claims settled {Number}	**	0	
24	04B06	Agriculture and Farm Workers: Prosecution cases Pending {Number}	**	0	
25	04B07	Agriculture and Farm Workers: Prosecution cases filed {Number}	**	0	
26	04B08	Agriculture and Farm Workers: Prosecution cases decided {Number}	**	0	
27	04B10	Agriculture and Farm Workers: Others {Number}	**	0	
<u>Food security (Targeted Public Distribution system)</u>					
28	05A02	Off take {Tonnes}	4,837	5,363	111

LAKSHADWEEP

Sl. No.	Item Code	Item/Parameter Name {Units}	Target April,2007-March,2008	Achievement April,2007-March,2008	Percent Achievement
(1)	(2)	(3)	(4)	(5)	(5)/(4)
<u>Food Security (Antodaya Anna Yojana)</u>					
29	05B02	Off take {Tonnes}	464	632	136
<u>Rural Housing - Indira Awaas Yojana</u>					
30	06A01	Houses constructed {Number}	118	156	132
<u>EWS/LIG Houses in Urban Areas</u>					
31	06B01	Houses constructed {Number}	80	0	0
<u>Rural Areas - Accelerated Rural Water Supply Programme</u>					
32	07A01	Habitations covered (NC and PC) {Number}	7	0	0
<u>Sanitation Programme in Rural Areas</u>					
33	08D01	Individual Household latrines constructed {Number}	**	0	
<u>Institutional Delivery</u>					
34	08E01	Delivery in institutions {Number}	**	635	
<u>ST Families Assisted</u>					
35	10C01	ST Families Assisted {Number}	*	0	
<u>Universalization of ICDS Scheme</u>					
36	12A01	ICDS Blocks Operational (Cumulative) {Number}	1	1	100
<u>Functional Anganwadis</u>					
37	12B01	Anganwadis Functional (Cumulative) {Number}	83	87	105
<u>No. of Urban poor families assisted under Seven Point Charter</u>					
38	14A01	Poor Families Assisted {Number}	20	0	0
<u>Afforestation (Public and Forest Lands)</u>					
39	15A01	Area Covered under Plantation {Hectares}	20	4	20
40	15A02	Seedlings planted {Number}	10,000	17,813	178
<u>Supply of Electricity</u>					
41	18E02	Electricity supplied {Million Units}	24	24	100

Note:

* - Target Not Received.

** - Non-Targetable.

1 Very Good(90% or above of targets)

01B01, 01E02, 05A02, 05B02, 06A01, 12A01, 12B01, 15A02, 18E02

2 Poor(Below 80% of targets)

06B01, 07A01, 14A01, 15A01

LIST OF ITEMS

Point No.	Item No.	Name of the Points/Items
I.		Garibi Hatao [Poverty Eradication]
		Rural Areas
	1.	Employment generation under the National Rural Employment Guarantee Scheme
	2.	Swaranjayanti Gram Swarajgar Yojana
	3.	Sampoorna Grameen Rojgar Yojana
	4.	Rural Business Hubs in Partnership with Panchayats
	5.	Self help Groups
		Urban Areas
	6.	Swaranjayanti Shehari Rojgar Yojana
II.		Jan Shakti (Power to People)
	7.	Local Self Government (Panchayati Raj and Urban Local Bodies) - Activity Mapping for devolution of functions - Budget Flow of Funds - Assignment of Functionaries
	8.	Quick and Inexpensive Justice – Gram Nyayalayas and Nyaya Panchayats.
	9.	District Planning Committees.
III.		Kisan Mitra [Support to Farmers]
	10.	Water shed development and Dry land farming
	11.	Marketing and infrastructural support to farmers
	12.	Irrigation facilities (including minor and micro irrigation) for agriculture
	13.	Credit to farmers
	14.	Distribution of waste land to the landless
IV.		Shramik Kalyan [Labour Welfare]
	15.	Social Security for Agricultural and Unorganised Labour
	16.	Minimum Wages Enforcement (including Farm Labour)
	17.	Prevention of Child Labour
	18.	Welfare of Women Labour
V.		Khadya Suraksha [Food Security]
	19.	Food security: (i) Targeted Public Distribution system, (ii) Antodaya Anna Yojana, (iii) Establishing Grain banks in chronically food scarcity areas

Contd....

Point No.	Item No.	Name of the Points/Items
VI.		Subke Liye Aawas [Housing for All]
	20.	Rural Housing - Indira Awaas Yojana
	21.	EWS/LIG Houses in Urban Areas
VII.		Shudh Peya Jal [Clean Drinking Water]
	22.	Rural Areas. - Swajaldhara - Accelerated Rural Water Supply Programme
	23.	Urban Areas: - Accelerated Urban Water Supply Programme
VIII.		Jan Jan Ka Swasthya [Health for All]
	24.	Control and prevention of major diseases: (a) HIV/AIDS (b) TB (c) Malaria (d) Leprosy (e) Blindness
	25.	National Rural Health Mission
	26.	Immunisation of Children
	27.	Sanitation Programme in - Rural Areas - Urban areas
	28.	Institutional Delivery
	29.	Prevention of Female Foeticide
	30.	Supplementary nutrition for Mothers and Children
	31.	Two Child norms
IX.		Sabke Liye Shiksha [Education for All]
	32.	Sarv Shiksha Abhiyan
	33.	Mid Day Meal Scheme - Compulsory Elementary Education
X.		Anusuchit Jaati, Jan Jaati, Alp-sankhyak evam Anya Pichhra Varg Kalyan [Welfare of Scheduled Castes, Scheduled Tribes, Minorities and OBCs]
	34.	SC Families Assisted
	35.	Rehabilitation of Scavengers
	36.	ST Families Assisted
	37.	Rights of Forest dwellers – Owners of minor forest produce
	38.	Primitive Tribal Groups
	39.	No alienation of Tribal lands
	40.	Implementation of Panchayats (Extension to Scheduled Areas) Act [PESA]
	41.	Welfare of Minorities
	42.	Professional education among all minority communities
	43.	Reservation of OBCs in - Education - Employment

Contd...

Point No.	Item No.	Name of the Points/Items
XI.		Mahila Kalyan [Women Welfare]
	44.	Financial Assistance for Women Welfare
	45.	Improved participation of women in (a) Panchayats (b) Municipalities (c) State Legislatures (d) Parliament
XII.		Bal Kalyan (Child Welfare)
	46.	Universalisation of ICDS Scheme
	47.	Functional Anganwadis
XIII.		Yuva Vikas [Youth Development]
	48.	Sports for all in Rural and Urban areas
	49.	Rashtriya Sadbhavana Yojana
	50.	National Service Scheme
XIV.		Basti Sudhar [Improvement of Slums]
	51.	Number of Urban poor families assisted under seven point charter viz. land tenure, housing at affordable cost, water, sanitation, health, education, and social security.
XV.		Paryavaran Sanrakshan evam Van Vridhi [Environment Protection and Afforestation]
	52.	Afforestation (a) Area Covered under Plantation on - Public and Forest Lands (b) Number of Seedlings planted on -Public and Forest Lands
	53.	Prevention of pollution of Rivers and water bodies
	54.	Solid and liquid waste management in - Rural Areas - Urban Areas
XVI.		Samajik Suraksha [Social Security]
	55.	Rehabilitation of handicapped and orphans.
	56.	Welfare of the aged
XVII.		Grameen Sadak [Rural Roads]
	57.	Rural Roads - PMGSY
XVIII.		Grameen Oorja [Energization of Rural Area]
	58.	Bio-diesel Production
	59.	Rajiv Gandhi Grameen Vidyutikaran Yojana
	60.	Renewable Energy
	61.	Energising Pump sets
	62.	Supply of Electricity
	63.	Supply of Kerosene and LPG
XIX.		Pichhara Kshetra Vikas [Development of Backward Areas]
	64.	Backward Regions Grants Fund
XX.		e- Shasan [IT enabled e-Governance]
	65.	Central and State Governments
	66.	Panchayats and Municipalities

ABBREVIATIONS USED

AAV	Antodaya Anna Yojana
ARWSP	Accelerated Rural Water Supply Programme
DDRS	Deen Dayal Rehabilitation Scheme
EWS	Economically Weaker Section
IAY	Indira Awaas Yojana
ICDS	Integrated Child Development Scheme
LIG	Low Income Group
MWE	Minimum Wages Enforcement
NC	Not Covered
NREGS	National Rural Employment Guarantee Scheme
PC	Partially Covered
PMGSY	Prime Minister Grameen Sadak Yojana
SC	Scheduled Caste
RGGVY	Rajiv Gandhi Grameen Vidyutikaran Yojana
SGRY	Sampoorna Grameen Rojgar yojana
SGSY	Swaranjayanati Gram Swarojgar Yojana
SHG	Self Help Groups
ST	Scheduled Tribe
TPDS	Targeted Public Distribution system