

TWENTY POINT PROGRAMME-2006
PROGRESS REPORT
FOR
APRIL- JULY, 2008



GOVERNMENT OF INDIA
MINISTRY OF STATISTICS AND PROGRAMME IMPLEMENTATION
SARDAR PATEL BHAWAN, SANSAD MARG,
NEW DELHI-110 001

Website: www.mospi.gov.in

CONTENTS

	Page No.
I. Introduction	i
II. List of Twenty Points	ii
III. List of Monthly Monitored Items	iii
IV. List of items identified tentatively for ranking	iv
V. Status of receipt of targets for Monthly Monitored items	v
VI. List of items under TPP-2006 yet to be operationalised	viii

PART-I Overall Performance Analysis

VII. Progress Report	1
VIII. Highlights	2
Table - A - All India Performance	6
Table- B - State Wise Performance	7
Table- C - State Wise and Item Wise Performance	12
Table- D – Score Card and Ranking of States	21

PART- II Performance Tables

Table No.	Description of Item	
1	Employment Generation - NREG Scheme	24
2	Swaranjayanti Gram Swarojgar Yojana (SGSY)	25
3(A)	SHGs Formed under SGSY	27
3(B)	SHGs to whom income generating activities provided	28
4	Distribution of waste land to the landless	30
5(A)	Minimum Wages Enforcement (Including Farm Labour) (i) Inspections made (ii) Irregularities detected (iii) Irregularities rectified	31
5(B)	Minimum Wages Enforcement (Including Farm Labour) (i) Claims filed (ii) Claims settled	32
5(c)	Minimum Wages Enforcement (Including Farm Labour) (i) Prosecution cases pending (ii) Prosecution cases filed (iii) Prosecution cases decided	33
6(A)	Targeted Public Distribution System	34
6(B)	Antodaya Anna Yojana	36
7	Rural Housing - Indira Awaas Yojana	38
8	EWS/LIG Houses in Urban Areas	40

Contd...

Table No.	Description of Item	Page No.
9(A)	Rural Areas - ARWSP Habitations (NC/PC) covered	42
9(B)	Slipped back habitations and habitations with water quality problem covered	44
10	Sanitation Programme in Rural Areas	46
11	Institutional Delivery	47
12	SC Families Assisted	48
13	ST Families Assisted	50
14	Universalization of ICDS Scheme	51
15	Functional Anganwadis	53
16	No. of Urban poor families assisted under Seven Point Charter	55
17(A)	Afforestation- Area Covered under Plantation- (Public and Forest Lands)	56
17(B)	Afforestation- Seedlings Planted – (Public and Forest Lands)	58
18	Rural Roads – PMGSY	60
19	Rajiv Gandhi Grameen Vidyutikaran Yojana -RGGVY	62
20	Energising pump sets	64
21	Supply of Electricity	66
	Annexures	
○	SC, ST, Women and Disabled Swarozgaries Assisted under SGSY	Annexure -I
○	Waste land distributed to SC, ST and Others	Annexure –II
○	List of 65 items to be monitored under TPP-2006	Annexure – III
○	Abbreviations used	Annexure – IV

Twenty Point Programme – 2006

An Introduction

The Twenty Point Programme (TPP) was launched by the Government of India in the year 1975 and restructured in 1982, 1986 and again in 2006. The restructured programme, known as Twenty Point Programme (TPP) – 2006, became operational with effect from 1st April, 2007. The Programme is meant to give a thrust to schemes relating to poverty alleviation, employment generation in rural areas, housing, education, family welfare & health, protection of environment and many other schemes having a bearing on the quality of life, especially in the rural areas.

2. The programmes and schemes under the TPP-2006 are in harmony with the priorities contained in the National Common Minimum Programme (NCMP), the Millennium Development Goals (MDGs) of the United Nations and SAARC Social Charter. The original nomenclature, namely the Twenty Point Programme, which has been in existence for more than three decades and carries the stamp of familiarity among the people and administrative agencies, has been retained.

3. Twenty Point Programme (TPP) – 2006 originally consisted of 20 Points and 66 items being monitored individually by Central Nodal Ministries concerned. During 2007-08, of the 66 items, 22 items were monitored on monthly basis. The monthly information in respect of these items is being collected from various States/Union Territories and the Central Nodal Ministries. Remaining items under TPP-2006, are being monitored on annual basis as the information in respect of these items will be made available on annual basis by the concerned Ministries.

4. One of the 66 items viz. “Sampoorna Grameen Rojgar Yojana (SGRY)” has since been subsumed into another item namely “National Rural Employment Guarantee Act” with effect from 1st April, 2008, therefore, SGRY has been dropped from the list of 66 items during 2008-09 under TPP-2006. Thus out of 65 items, 21 items shall be monitored on monthly basis for the period 2008-09. Out of 21 monthly monitored items, the performance in respect of 17 items shall be provided by the States/ UTs and in respect of 4 items by the concerned Nodal Ministries. For the purpose of ranking, the performance of States on monthly basis in respect of 18 tentatively identified parameters have been evaluated. The list of 65 items is enclosed at Annexure- III.

5. Some of the schemes/ programmes are yet to be operationalised by the Central Nodal Ministries concerned. These items will be monitored only after the schemes concerning them come into existence and their frequency of monitoring will be decided later. The details of such items are available on page No. (viii) of the report.

6. The monitoring mechanism for TPP-2006 has been widened by including block level monitoring in addition to District, State and Central level monitoring. Most of the States/Union Territories have constituted the block, district and state level monitoring committees. At the Centre, the progress of individual items is monitored and reviewed by the Departments/Ministries concerned. The Ministry of Statistics & Programme Implementation (MOSPI) monitors the Programme in totality. The Monitoring Guidelines of TPP-2006 issued to States/UTs are also available on the website of the Ministry (www.mospi.gov.in).

Twenty Point Programme – 2006

Twenty Points

1. Garibi Hatao [Poverty Eradication]
2. Jan Shakti (Power to People)
3. Kisan Mitra [Support to Farmers]
4. Shramik Kalyan [Labour Welfare]
5. Khadya Suraksha [Food Security]
6. Subke Liye Aawas [Housing for All]
7. Shudh Peya Jal [Clean Drinking Water]
8. Jan Jan Ka Swasthya [Health for All]
9. Sabke Liye Shiksha [Education for All]
10. Anusuchit Jaati, Jan Jaati, Alp-sankhyak evam
Anya Pichhra Varg Kalyan [Welfare of Scheduled Castes,
Scheduled Tribes, Minorities and OBCs]
11. Mahila Kalyan [Women Welfare]
12. Bal Kalyan [Child Welfare]
13. Yuva Vikas [Youth Development]
14. Basti Sudhar [Improvement of Slums]
15. Paryavaran Sanrakshan evam Van Vridhi
[Environment Protection and Afforestation]
16. Samajik Suraksha [Social Security]
17. Grameen Sadak [Rural Roads]
18. Grameen Oorja [Energization of Rural Area]
19. Pichhara Kshetra Vikas [Development of Backward Areas]
20. e- Shasan [IT enabled e-Governance]

Twenty Point Programme – 2006

Monthly Monitored Items

1. Employment generation under the National Rural Employment Guarantee Scheme
2. Swarnajayanti Gram Swarajgar Yojana
3. Self help Groups
4. Distribution of Waste land to landless
5. Minimum Wages Enforcement (Including Farm Labour)
6. **Food security:**
 - (i) Targeted Public Distribution system,
 - (ii) Antodaya Anna Yojana,
7. Rural Housing - Indira Awaas Yojana
8. EWS/LIG Houses in Urban Areas
9. **Rural Areas-** Accelerated Rural Water Supply Programme(ARWSP)
 - (i) Habitations covered (NC &PC)
 - (ii) Slipped back habitations and habitations with water quality problems covered
10. Sanitation Programme in Rural Areas
11. Institutional Delivery
12. SC Families Assisted
13. ST Families Assisted
14. Universalisation of ICDS Scheme
15. Functional Anganwadis
16. Number of Urban poor families assisted under seven point charter viz. land tenure, housing at affordable cost, water, sanitation, health, education, and social security.
17. **Afforestation:**
 - (a) Area Covered under Plantation on - Public and Forest Lands
 - (b) Number of Seedlings planted on -Public and Forest Lands
18. Rural Roads - PMGSY
19. Rajiv Gandhi Grameen Vidyutikaran Yojana-RGGVY
20. Energising Pump sets
21. Supply of Electricity

Twenty Point Programme – 2006

Items tentatively identified for ranking

For the purpose of ranking the performance of States under TPP-2006 on monthly basis, the following 15 items & 18 Parameters have been tentatively identified.

Items	Parameters	Description of Item
1	1	Individual Swarozgaries Assisted under SGSY
2	2	SHGs to whom income generating activities provided
3	-	Food security:
	3	(i) Targeted Public Distribution System,
	4	(ii) Antodaya Anna Yojana
4	5	Rural Housing - Indira Awaas Yojana
5	6	EWS/LIG Houses in Urban Areas
6	-	Rural Areas:
	7	(i) Accelerated Rural Water Supply Programme-Habitation covered (NC & PC)
	8	(ii) Slipped back habitations and habitation with water quality problems covered -ARWSP
7	9	SC Family Assisted
8	10	Universalisation of ICDS Scheme
9	11	Functional Anganwadis
10.	12	Number of Urban poor families assisted under seven point charter viz. land tenure, housing at affordable cost, water, sanitation, health, education, and social security.
11	-	Afforestation:
	13	(i) Area Covered under Plantation on - Public and Forest Lands
	14	(ii) Number of Seedlings planted on -Public and Forest Lands
12	15	Rural Roads – PMGSY
13	16	Rajiv Gandhi Grameen Vidyutikaran Yojana –RGGVY
14	17	Energising Pump sets
15	18	Supply of Electricity

Status of receipt of targets for Monthly Monitored items under TPP-2006

[Sl. No.	Name of the item	Parameters/ indicators	Whether targetable / non targetable	Whether targets have been received	Nodal Ministry
1	Employment generation under the National Rural Employment Guarantee Scheme	(i) No. of job card issued (ii) Employment generated (iii) Wages given	Non targetable	-	Ministry of Rural Development
2	Swaranjayanti Gram Swarozgar Yojana	Individual Swarozgaries Assisted (i) Total (ii) SC (iii) ST (iv) Women (v) Disabled person	Targetable	Yes	-do-
3	Self help Groups	SHGs under SGSY - SHGs formed - SHGs to whom income generating activities provided	Non targetable Targetable	- Yes	-do- -do-
4	Distribution of waste land to the landless	Waste Land distributed (i) Total (ii) SC (iii) ST (iv) Others	Non targetable	-	-do-
5	Rural Housing - Indira Awaas Yojana (IAY)	Houses sanctioned	Targetable	Yes	-do-
6	Rural Areas - Accelerated Rural Water Supply Programme -(ARWSP)	(i) Habitations covered (NC/PC) (ii) Slipped back Habitations and Habitations with water quality problem covered	Targetable Targetable	Yes (Targets received in respect of only sixteen States) Yes	-do- -do-

Sl. No.	Name of the item	Parameters/ indicators	Whether targetable / non targetable	Whether targets have been received	Nodal Ministry
7	Sanitation Programme in Rural Areas	Individual Household latrines constructed	Non targetable	-	-do-
8	Rural Roads – PMGSY	Length of Road Constructed	Targetable	Yes	-do-
9.	Minimum Wages Enforcement (including Farm Labour)	(a) <i>Agriculture and Farm workers</i> (i) Inspections made (ii) Irregularities detected (iii) Irregularities rectified (iv) Claims filed (v) claims settled (vi) Prosecution cases pending (vii) Prosecution cases filed (viii) Prosecution cases decided (b) <i>others</i>	Non - targetable	-	Ministry of Labour & Employment
10.	Food security: (i) Targeted Public Distribution system (ii) Antodaya Anna Yojana	Allocation of Food Grains to States/UTs	Targetable	Yes	Ministry of Consumer Affairs, Food & Public Distribution -do-
		Allocation of Food Grains to States/UTs	-do-	Yes	
11.	Institutional Delivery	Delivery in Institutions	Non targetable	-	-do-
12.	SC Families Assisted	SC Families Assisted	Targetable	No	M/o Social Justice and Empowerment
13.	ST Families Assisted	ST Families Assisted	Targetable	Yes (under process)	Ministry of Tribal Affairs

Sl. No.	Name of the item	Parameters/ indicators	Whether targetable / non targetable	Whether targets have been received	Nodal Ministry
14.	Universalisation of ICDS Scheme	ICDS Blocks Operational (Cumulative)	Targetable	Yes	Ministry of Women and Child Development
15.	Functional Anganwadis	Anganwadis Functional (cumulative)	Targetable	Yes	-do-
16.	EWS/LIG Houses in Urban Areas	Houses Constructed	Targetable	Yes	M/o Housing and Urban Poverty Alleviation
17.	Number of Urban poor families assisted under seven point charter viz. land tenure, housing at affordable cost, water, sanitation, health, education, and social security.	Poor Families Assisted	Targetable	Yes (Targets received in respect of only six States)	-do-
18.	Afforestation: (a) Area Covered under Plantation on - Public and Forest Lands	(a) Area Covered under Plantation on - Public and Forest Lands	Targetable	Yes	Ministry of Environment and Forest
	(b) Number of Seedlings planted on -Public and Forest Lands	(b) Number of Seedlings planted on -Public and Forest Lands	Targetable	Yes	-do-
19.	Rajiv Gandhi Grameen Vidyutikaran Yojana (RGGVY)	Villages electrified	Targetable	No	Ministry of Power
20.	Energising Pump sets	Pumpsets Energised	Targetable	No	-do-
21	Supply of Electricity	Electricity demanded	Targetable	Yes	-do-

List of items where the concerned schemes are yet to be operationalised

- (i) ***Quick and inexpensive justice–Gram Nyayalayas and Nyaya Panchayats:*** Ministry of Panchayati Raj is consulting Central Ministries and States/UT Governments regarding draft bill on Nyaya Panchayats.
- (ii) ***Social Security for Agricultural and Unorganised Labour:*** To provide Social Security to workers in the unorganized sector, including agricultural labour, the Unorganised Sector Workers’ Social Security Bill, 2007, was introduced in the Rajya Sabha on 10.9.07 and is being examined by the Parliamentary Standing Committee on Labour.

List of items which have been operationalised subsequently: During operationalisation of TPP-2006 in the year 2007-08, following six items have been operationalised.

(1) ***Rural Business Hubs in Partnership with Panchayats:*** Rural Business Hubs as a Centrally Sponsored Scheme has been approved during August-2007. The parameter/ indicator to be monitored on annual basis is the “number of MOUs signed under various schemes”.

(2) ***Rehabilitation of Scavengers:*** The Self Employment Scheme for “Rehabilitation of Manual Scavengers” (SRMS) has become operational w.e.f. 9th January, 2007. The parameter/ indicator to be monitored on annual basis is the “number of manual scavengers and their dependents assisted for rehabilitation”.

(3) ***Rights of Forest dwellers – Owners of minor forest produce:*** The Bill concerning “Rights of Forest Dwellers” - Owners of minor forest produce has been passed. The information on indicators/ parameters to be monitored and frequency of monitoring is awaited from Ministry of Tribal Affairs.

(4) ***Reservation of OBCs in Education:*** The petition on implementation of reservation in admission in respect of persons belonging to OBCs, which had been stayed by the Hon’ble Supreme Court of India, has been disposed of in April, 2008. The parameter to be monitored is “Percentage of reservation achieved against 27% reservation for OBCs in different Central Educational Institutions.”

(5) ***Sports for all in Rural and Urban Areas:*** The scheme titled “Panchayat Yuva Krida Aur Khel Abhiyan (PYKKA)” for the development of sports infrastructure in rural areas has been implemented and the status of implementation of the scheme shall be monitored on annual basis. The scheme titled “Nagar Palika Yuva Krida Aur Khel Abhiyan” for the development of sports infrastructure in urban areas is yet to be approved.

(6) ***IT enabled e-Governance for Panchayats and Municipalities:*** Mission Mode Projects of Panchayats and Municipalities have been initiated in certain States. The status of implementation of these projects shall be monitored on annual basis.

Item Merged

Dry Land Farming: Consequent to the decision of Ministry of Finance and Planning Commission on the EFC of “Enhancing Sustainability of Dry Land Farming System” for XI Five Year Plan, Dry Land Farming has been merged with new initiatives of the Department-‘Rainfed Area Development Programme”. As of now, there is no separate scheme on Dryland Farming.

PART - I

TWENTY POINT PROGRAMME - 2006

OVERALL PERFORMANCE ANALYSIS

Twenty Point Programme-2006

Progress Report – (April-July, 2008)

This monthly progress report of Twenty Point Programme-2006 consists of two parts: **Part-I** contains an analysis of the overall performance, whereas **Part-II** deals with item-wise performance.

2. The report is compiled on the basis of data received from the Central Nodal Ministries and State Governments/UT Administrations. The data is received either through web enabled software developed by National Informatics Centre (NIC) Cell in this Ministry or through Fax/e-mail/post. The processing of data has been done in association with NIC Cell.

3. The analysis for the period of **April-July, 2008** shows that the performance under **eight** items has been **‘Very Good’** (90% or above the targets). These items are:

- (i) Individual Swarozgaries Assisted- SGSY
- (ii) Seedlings Planted (Public and Forest Lands)
- (iii) ICDS Blocks Operational (Cum.)
- (iv) Anganwadis Functional (Cum.)
- (v) Food Security: (Antodaya Anna Yojana)
- (vi) SHGs provided income generating activities provided
- (vii) Food Security: (Targeted Public Distribution System)
- (viii) Urban Poor Families Assisted under Seven Point Charter

4. The performance of **two** items has been **‘Good’** (80% to 90% of target). These items are:

- (i) Supply of Electricity
- (ii) Area Covered under Plantation (Public and Forest Lands)

5. The performance of **eight** items has been **‘Poor’** (below 80% of target). These items are:

- (i) Village Electrified-RGGVY
- (ii) Pumpsets Energised
- (iii) Road Constructed-PMGSY
- (iv) SC Family Assisted
- (v) Houses Constructed – IAY
- (vi) Slipped back habitations and habitations with water quality problems covered– ARWSP
- (vii) Habitations covered (NC and PC)- ARWSP
- (viii) Houses constructed – EWS/LIG

6. Some of items under TPP-2006 like “*National Rural Employment Guarantee Act-NREGA*”, “*Self help Groups formed under SGSY*”, “*Sanitation Programme in Rural Areas*” and “*Institutional Delivery*” being demand driven are being monitored without target. The item “*Sapoorna Gramin Rojgar Yojana (SGRY)*” has been merged with NREGA with effect from 1st April, 2008. The items - “*Distribution of Wasteland to the landless*” & Minimum Wages Enforcement (including Farm Labour) will be monitored without any target as the concerned Nodal Ministries are unable to provide the target. These items shall not be considered for the purpose of ranking. The items where quarterly/ annual targets have been provided by the Ministries concerned, monthly targets have been worked out on prorata basis.

7. MPR has not been received from the State of Manipur, Mizoram and Dadra & Nagar Haveli till the finalization of this report. Therefore, the performance of these State has not been included.

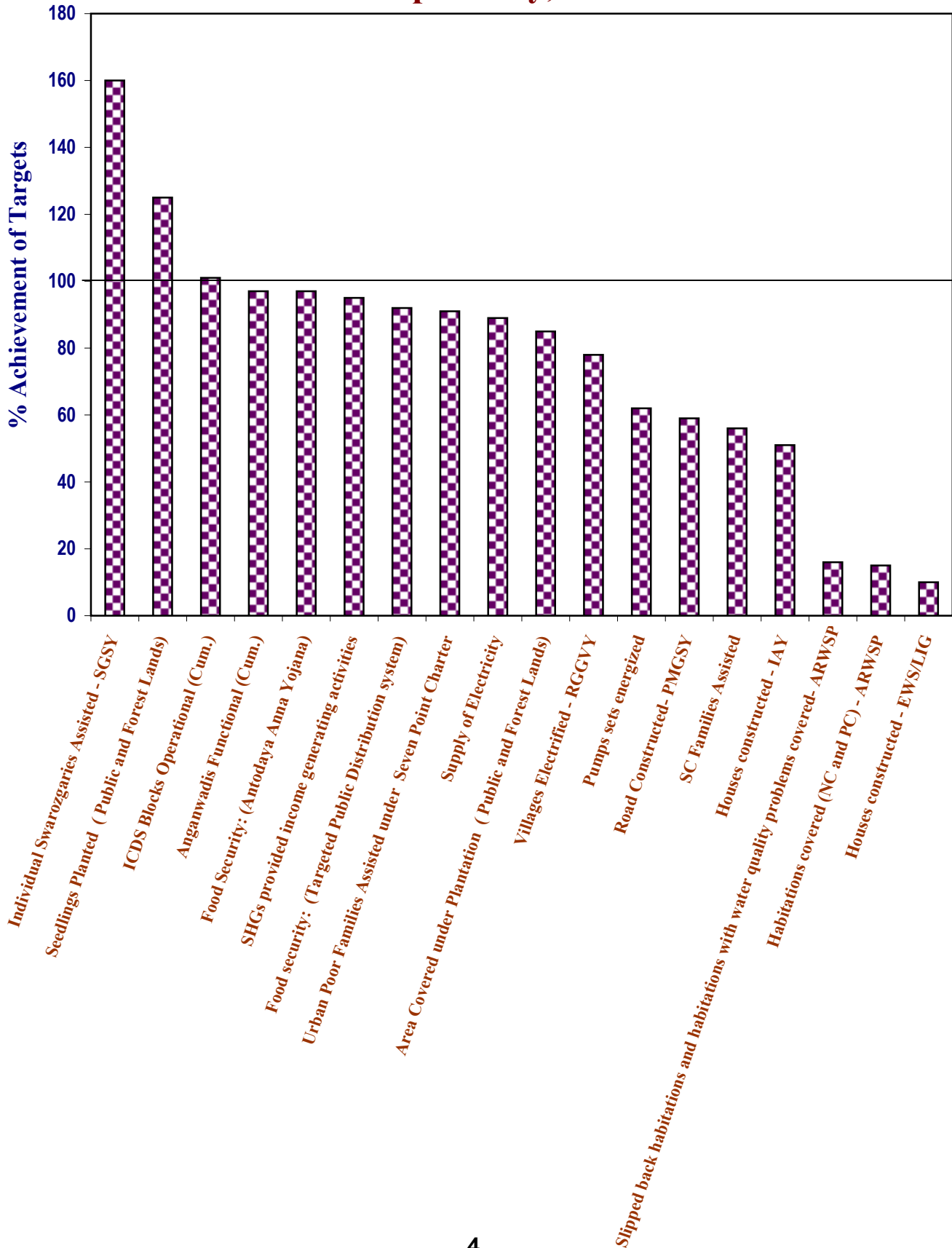
HIGHLIGHTS

Sl. No.	Item	Achievement for April-July, 2008
Employment Generated under NREGS.		
1	No.of Job cards issued	5.13 crore
2	Employment generated	95.86 crore mandays
3	Wages given	Rs. 7083.94 crore
Swaranjayanti Gram Swarozgar Yojana		
4	No. of Individual Swarozgaries Assisted	1,31,926
Self help Groups		
5	No.of SHGs formed	75,915
6	No.of SHGs to whom income generating activities provided	28,440
Distribution of waste land to the landless		
7	Land distributed	2,30,406 hectare
Minimum Wages Enforcement (Including Farm Labour)		
8	No.of Inspections made	32,455
9	No.of Irregularities detected	7,324
10	No.of Irregularities rectified	5,765
11	No.of Claims filed	19
12	No.of Claims settled	4
13	No.of Prosecution cases Pending	4,575
14	No.of Prosecution cases filed	33
15	No.of Prosecution cases decided	80
Food Security: (i) TPDS (ii) AAY		
16	Off take of food grains by States/UTs under TPDS	111.43 lakh tones
17	Off take of food grains by States/UTs under AAY	32.80 lakh tones
Rural Housing- Indira Awaas Yojana		
18	No.of Houses constructed	3,63,369
EWS/LIG Houses in Urban Areas		
19	No. of Houses constructed	3,028

Contd.....

Sl. No.	Item	Achievement for April-July, 2008
Rural Areas. - Accelerated Rural Water Supply Programme		
20	Habitations covered (NC and PC)	816
21	Slipped back habitations and habitations with water quality problems covered	10,618
Sanitation Programme in Rural Areas		
22	No.of Individual household latrines constructed	35.67 lakh
Institutional Delivery		
23	No.of Deliveries in Institutions	38.83 lakh
SC Families Assisted		
24	No.of SC Families Assisted	8.88 lakh
ST Families Assisted		
25	No.of ST Families Assisted	8.65 lakh
Universalisation of ICDS Schemes		
26	No. of ICDS Blocks Operational (Cum.)	6,355
Functional Anganwadis		
27	No.of Anganwadis Functional (Cum.)	10.17 lakh
Number of Urban poor families assisted under seven point charter viz. land tenure, housing at affordable cost, water, sanitation, health, education, and social security.		
28	No. of Poor Families Assisted	9,495
Afforestation:		
(i) Area Covered under Plantation (Public&Forest Lands)		
(ii) Seedlings planted (Public and Forest Lands)		
29	Area Covered under Plantation (Public and Forest Lands)	5,02,300 hectors
30	No. of Seedlings planted (Public and Forest Lands)	48.10 crore
Rural Road- PMGSY		
31	Length of Road Constructed	13,181 Kms
Rajiv Gandhi Grameen Vidyutikaran Yojana		
32	No.of Villages Electrified	6,871
Energized Pumps sets		
33	No.of Pumps sets energized	89,848
Supply of Electricity		
34	Electricity supplied	2,25,379 million units (MU)

PERFORMANCE DURING April-July, 2008



ACHIEVEMENT HIGHLIGHTS

PERFORMANCE DURING APRIL to JULY, 2008

The cumulative performance during April to July, 2008 has been "Very Good" for 8 items, "Good" for 2 items, and "Poor" for 8 items.

A. "Very Good" Performance (90% or above of targets)

<u>No.</u>	<u>Items</u>	<u>% Achievement</u>
01B01	Individual Swarozgaries Assisted - SGSY	160
15A02	Seedlings Planted (Public and Forest Lands)	125
12A01	ICDS Blocks Operational (Cum.)	101
12B01	Anganwadis Functional (Cum.)	97
05B02	Food Security: (Antodaya Anna Yojana)	97
01E02	SHGs provided income generating activities	95
05A01	Food security: (Targeted Public Distribution system)	92
14A01	Urban Poor Families Assisted under Seven Point Charter	91

B. "Good" Performance (80% to 90%)

18E02	Supply of Electricity	89
15A01	Area Covered under Plantation (Public and Forest Lands)	85

C. Areas of concern-where the performance is below 80%

18B01	Villages Electrified - RGGVY	78
18D01	Pumps sets energized	62
17A01	Road Constructed- PMGSY	59
10A01	SC Families Assisted	56
06A01	Houses constructed - IAY	51
07A02	Slipped back habitations and habitations with water quality problems covered- ARWSP	16
07A01	Habitations covered (NC and PC) - ARWSP	15
06B01	Houses constructed - EWS/LIG	10

Table - A

Targets for 2008-2009 & April to July, 2008 and achievements during the period April to July, 2008

ALL INDIA PERFORMANCE

Sl. No.	Item Code	Item Description	Units	Targets		Achievements	% Achievements of Targets during April - July, 2008
				2008-2009	April - July, 2008	April - July, 2008	
1	01B01	Individual Swarozgaries Assisted - SGSY	Number	3,80,981	82,585	1,31,926	160
2	01E02	SHGs provided income generating activities	Number	1,38,168	29,925	28,440	95
3	05A02	Off take by States/UTs - TPDS	Tonnes	-	1,20,72,307	1,11,42,858	92
4	05B02	Off take by States/UTs - AAY	Tonnes	-	33,98,612	32,80,332	97
5	06A01	Houses constructed - IAY	Number	21,27,165	7,09,032	3,63,369	51
6	06B01	Houses constructed - EWS/LIG	Number	94,546	31,492	3,028	10
7	07A01	Habitations covered (NC and PC) - ARWSP	Number	16,774	5,566	816	15
8	07A02	Slipped back habitations and habitations with water quality problems covered- ARWSP	Number	2,03,091	67,657	10,618	16
9	10A01	SC Families Assisted	Number	47,74,200	15,91,360	8,87,932	56
10	12A01	ICDS Blocks Operational (Cum.)	Number	6,284	6,284	6,355	101
11	12B01	Anganwadis Functional (Cum.)	Number	10,52,638	10,52,638	10,16,713	97
12	14A01	Urban Poor Families Assisted under Seven Point Charter	Number	31,325	10,432	9,495	91
13	15A01	Area Covered under Plantation (Public and Forest Lands)	Hectares	17,71,420	5,90,428	5,02,300	85
14	15A02	Seedlings Planted (Public and Forest Lands)	Number	1,15,14,25,000	38,38,08,284	48,10,36,390	125
15	17A01	Road Constructed- PMGSY	Kilometer	64,440	22,516	13,181	59
16	18B01	Villages Electrified - RGGVY	Number	39,303	8,860	6,871	78
17	18D01	Pumps sets energized	Number	4,36,200	1,45,380	89,848	62
18	18E02	Electricity supplied	Million Units	-	2,52,799	2,25,379	89

Table - B

STATE-WISE PERFORMANCE DURING April to July, 2008 (PERCENT ACHIEVEMENT)

Item No.	Description	ALL							
		INDIA	AP	ARP	AS	BI	CHHA.	DELHI	GOA
01B01	Individual Swarozgaries Assisted - SGSY	160	240	0	3	3	95	NA	42
01E02	SHGs provided income generating activities	95	248	0	42	35	51	NA	89
05A01	Food security (Targeted Public Distribution system)	92	115	106	102	54	96	93	95
05B02	Food Security (Antodaya Anna Yojana)	97	104	98	102	83	100	89	82
06A01	Houses constructed - IAY	51	66	222	46	57	0	NA	95
06B01	Houses constructed - EWS/LIG	10	NA	0	NA	NA	77	2	0
07A01	Habitations covered (NC and PC) - ARWSP	15	NA	0	51	NA	NA	NA	NA
07A02	Slipped back habitations and habitations with water quality problems covered- ARWSP	16	26	44	21	1	0	NA	NA
10A01	SC Families Assisted	56	20	NA	0	3	1	16	31
12A01	ICDS Blocks Operational (Cum.)	101	100	100	127	100	97	100	100
12B01	Anganwadis Functional (Cum.)	97	95	100	84	99	84	100	100
14A01	Urban Poor Families Assisted under Seven Point Charter	91	NA	NA	0	NA	300	NA	NA
15A01	Area Covered under Plantation (Public and Forest Lands)	85	40	236	106	286	0	225	139
15A02	Seedlings Planted (Public and Forest Lands)	125	49	3	28	285	0	5,979	357
17A01	Road Constructed- PMGSY	59	1,263	345	17	1	92	NA	NA
18B01	Villages Electrified - RGGVY	78	19	NA	NA	18	0	NA	NA
18D01	Pumps sets energized	62	75	NA	NA	25	46	NA	NA
18E02	Supply of Electricity	89	93	56	86	83	97	99	99

NA - Not Applicable

Table - B(Contd.)

STATE-WISE PERFORMANCE DURING April to July, 2008 (PERCENT ACHIEVEMENT)

Item No.	Description	ALL							
		INDIA	GUJ	HRY	HP	J&K	JHAR.	KAR	KER
01B01	Individual Swarozgaries Assisted - SGSY	160	287	56	316	150	137	253	34
01E02	SHGs provided income generating activities	95	50	60	59	8	99	51	24
05A01	Food security (Targeted Public Distribution system)	92	97	71	99	100	86	100	103
05B02	Food Security (Antodaya Anna Yojana)	97	111	96	116	110	100	102	107
06A01	Houses constructed - IAY	51	60	26	34	72	87	92	96
06B01	Houses constructed - EWS/LIG	10	159	0	NA	NA	NA	NA	59
07A01	Habitations covered (NC and PC) - ARWSP	15	NA	NA	NA	9	NA	0	3
07A02	Slipped back habitations and habitations with water quality problems covered- ARWSP	16	22	71	0	0	140	7	0
10A01	SC Families Assisted	56	83	43	67	148	217	16	115
12A01	ICDS Blocks Operational (Cum.)	101	100	100	100	101	100	100	100
12B01	Anganwadis Functional (Cum.)	97	98	101	100	70	101	100	100
14A01	Urban Poor Families Assisted under Seven Point Charter	91	150	NA	NA	NA	NA	NA	NA
15A01	Area Covered under Plantation (Public and Forest Lands)	85	57	347	67	0	34	136	53
15A02	Seedlings Planted (Public and Forest Lands)	125	429	509	1	0	316	157	108
17A01	Road Constructed- PMGSY	59	60	120	29	11	311	119	0
18B01	Villages Electrified - RGGVY	78	180	1,060	NA	NA	2,112	129	NA
18D01	Pumps sets energized	62	166	223	309	NA	106	91	54
18E02	Supply of Electricity	89	85	90	100	78	91	96	92

NA - Not Applicable

Table - B(Contd.)

STATE-WISE PERFORMANCE DURING April to July, 2008 (PERCENT ACHIEVEMENT)

Item No.	Description	ALL							
		INDIA	MP	MAH	MANI	MEGH	MIZ	NAGA	ORI
01B01	Individual Swarozgaries Assisted - SGSY	160	95	22	0	27	0	0	1
01E02	SHGs provided income generating activities	95	100	43	0	76	0	0	3
05A01	Food security (Targeted Public Distribution system)	92	54	91	100	103	84	117	99
05B02	Food Security (Antodaya Anna Yojana)	97	62	92	98	102	81	104	108
06A01	Houses constructed - IAY	51	88	34	0	11	0	165	30
06B01	Houses constructed - EWS/LIG	10	NA	NA	NA	NA	0	NA	0
07A01	Habitations covered (NC and PC) - ARWSP	15	NA	22	NA	0	NA	0	NA
07A02	Slipped back habitations and habitations with water quality problems covered- ARWSP	16	0	28	NA	15	0	0	7
10A01	SC Families Assisted	56	10	0	0	NA	NA	NA	6
12A01	ICDS Blocks Operational (Cum.)	101	100	103	100	100	100	100	100
12B01	Anganwadis Functional (Cum.)	97	99	92	100	94	100	100	100
14A01	Urban Poor Families Assisted under Seven Point Charter	91	NA	NA	NA	0	NA	NA	NA
15A01	Area Covered under Plantation (Public and Forest Lands)	85	90	169	0	90	0	2	77
15A02	Seedlings Planted (Public and Forest Lands)	125	69	198	0	99	0	3	63
17A01	Road Constructed- PMGSY	59	40	74	10	33	0	0	27
18B01	Villages Electrified - RGGVY	78	40	NA	NA	NA	NA	NA	NA
18D01	Pumps sets energized	62	88	31	NA	NA	NA	NA	106
18E02	Supply of Electricity	89	84	80	94	82	82	97	98

NA - Not Applicable

Table - B(Contd.)

STATE-WISE PERFORMANCE DURING April to July, 2008 (PERCENT ACHIEVEMENT)

Item No.	Description	ALL							
		INDIA	PUDU	PUN	RAJ	SIK	TN	TRI	UTTA.
01B01	Individual Swarozgaries Assisted - SGSY	160	0	64	59	695	192	0	260
01E02	SHGs provided income generating activities	95	113	56	19	117	50	0	73
05A01	Food security (Targeted Public Distribution system)	92	53	71	96	106	101	115	92
05B02	Food Security (Antodaya Anna Yojana)	97	34	54	97	112	113	115	97
06A01	Houses constructed - IAY	51	5	31	33	63	24	23	49
06B01	Houses constructed - EWS/LIG	10	5	NA	37	25	NA	0	NA
07A01	Habitations covered (NC and PC) - ARWSP	15	100	11	8	NA	NA	NA	7
07A02	Slipped back habitations and habitations with water quality problems covered- ARWSP	16	0	13	6	0	22	170	20
10A01	SC Families Assisted	56	58	17	72	91	62	1	53
12A01	ICDS Blocks Operational (Cum.)	101	100	100	100	100	100	104	100
12B01	Anganwadis Functional (Cum.)	97	100	100	100	100	100	100	94
14A01	Urban Poor Families Assisted under Seven Point Charter	91	NA	NA	NA	74	33	NA	NA
15A01	Area Covered under Plantation (Public and Forest Lands)	85	69	133	99	0	5	99	347
15A02	Seedlings Planted (Public and Forest Lands)	125	460	123	68	0	1	12	382
17A01	Road Constructed- PMGSY	59	NA	140	73	32	0	0	55
18B01	Villages Electrified - RGGVY	78	NA	NA	735	NA	NA	NA	245
18D01	Pumps sets energized	62	NA	367	66	NA	181	NA	187
18E02	Supply of Electricity	89	93	90	98	96	95	93	100

NA - Not Applicable

Table - B(Contd.)

STATE-WISE PERFORMANCE DURING April to July, 2008 (PERCENT ACHIEVEMENT)

Item No.	Description	ALL							
		INDIA	UP	WB	A&N	CHND.	D&N	D&D	LAKSH
01B01	Individual Swarozgaries Assisted - SGSY	160	467	155	200	NA	86	0	214
01E02	SHGs provided income generating activities	95	114	427	67	NA	0	0	33
05A01	Food security (Targeted Public Distribution system)	92	96	90	65	91	0	21	16
05B02	Food Security (Antodaya Anna Yojana)	97	100	93	85	62	0	15	0
06A01	Houses constructed - IAY	51	37	34	40	NA	12	9	0
06B01	Houses constructed - EWS/LIG	10	NA	NA	NA	NA	NA	NA	NA
07A01	Habitations covered (NC and PC) - ARWSP	15	NA	NA	NA	NA	NA	NA	0
07A02	Slipped back habitations and habitations with water quality problems covered- ARWSP	16	25	3	0	NA	NA	NA	NA
10A01	SC Families Assisted	56	57	0	NA	121	NA	NA	NA
12A01	ICDS Blocks Operational (Cum.)	101	100	100	100	100	50	100	100
12B01	Anganwadis Functional (Cum.)	97	100	96	100	100	100	91	95
14A01	Urban Poor Families Assisted under Seven Point Charter	91	NA	NA	NA	NA	NA	NA	NA
15A01	Area Covered under Plantation (Public and Forest Lands)	85	301	39	49	525	224	88	0
15A02	Seedlings Planted (Public and Forest Lands)	125	398	0	39	383	442	298	24
17A01	Road Constructed- PMGSY	59	60	42	NA	NA	NA	NA	NA
18B01	Villages Electrified - RGGVY	78	7	13	NA	NA	NA	NA	NA
18D01	Pumps sets energized	62	58	21	NA	NA	NA	NA	NA
18E02	Supply of Electricity	89	80	96	84	100	99	88	100

NA - Not Applicable

Table - C

Items in which the States/UTs performance is Very Good (90% and above),
Good (80% to 90%) and Poor (below 80%) during the period
April to July, 2008

1. ANDHRA PRADESH

Very Good

Individual Swarozgaries Assisted - SGSY, SHGs provided income generating activities, Off take by States/UTs -TPDS, Off take by States/UTs - AAY, ICDS Blocks Operational (Cum.), Anganwadis Functional (Cum.), Road Constructed- PMGSY, Electricity supplied

Poor

Houses constructed - IAY, Slipped back habitations and habitations with water quality problems covered- ARWSP, SC Families Assisted, Area Covered under Plantation (Public and Forest Lands), Seedlings Planted (Public and Forest Lands), Villages Electrified - RGGVY, Pumps sets energized

2. ARUNACHAL PRADESH

Very Good

Off take by States/UTs -TPDS, Off take by States/UTs - AAY, Houses constructed - IAY, ICDS Blocks Operational (Cum.), Anganwadis Functional (Cum.), Area Covered under Plantation (Public and Forest Lands), Road Constructed- PMGSY

Poor

Individual Swarozgaries Assisted - SGSY, SHGs provided income generating activities, Houses constructed - EWS/LIG, Habitations covered (NC and PC) - ARWSP, Slipped back habitations and habitations with water quality problems covered- ARWSP, Seedlings Planted (Public and Forest Lands), Electricity supplied

3. ASSAM

Very Good

Off take by States/UTs -TPDS, Off take by States/UTs - AAY, ICDS Blocks Operational (Cum.), Area Covered under Plantation (Public and Forest Lands)

Good

Anganwadis Functional (Cum.), Electricity supplied

Poor

Individual Swarozgaries Assisted - SGSY, SHGs provided income generating activities, Houses constructed - IAY, Habitations covered (NC and PC) - ARWSP, Slipped back habitations and habitations with water quality problems covered- ARWSP, SC Families Assisted, Urban Poor Families Assisted under Seven Point Charter, Seedlings Planted (Public and Forest Lands), Road

4. BIHAR

Very Good

ICDS Blocks Operational (Cum.), Anganwadis Functional (Cum.), Area Covered under Plantation (Public and Forest Lands), Seedlings Planted (Public and Forest Lands)

Good

Off take by States/UTs - AAY, Electricity supplied

Poor

Individual Swarozgaries Assisted - SGSY, SHGs provided income generating activities, Off take by States/UTs -TPDS, Houses constructed - IAY, Slipped back habitations and habitations with water quality problems covered- ARWSP, SC Families Assisted, Road Constructed- PMGSY, Villages Electrified - RGGVY, Pumps sets energized

Table - C (Contd.)

5. CHHATISGARH

Very Good

Individual Swarozgaries Assisted - SGSY, Off take by States/UTs -TPDS, Off take by States/UTs - AAY, ICDS Blocks Operational (Cum.), Urban Poor Families Assisted under Seven Point Charter, Road Constructed- PMGSY, Electricity supplied

Good

Anganwadis Functional (Cum.)

Poor

SHGs provided income generating activities, Houses constructed - IAY, Houses constructed - EWS/LIG, Slipped back habitations and habitations with water quality problems covered- ARWSP, SC Families Assisted, Area Covered under Plantation (Public and Forest Lands), Seedlings Planted (Public and Forest Lands), Villages Electrified - RGGVY, Pumps sets energized

6. DELHI

Very Good

Off take by States/UTs -TPDS, ICDS Blocks Operational (Cum.), Anganwadis Functional (Cum.), Area Covered under Plantation (Public and Forest Lands), Seedlings Planted (Public and Forest Lands), Electricity supplied

Good

Off take by States/UTs - AAY

Poor

Houses constructed - EWS/LIG, SC Families Assisted

7. GOA

Very Good

Off take by States/UTs -TPDS, Houses constructed - IAY, ICDS Blocks Operational (Cum.), Anganwadis Functional (Cum.), Area Covered under Plantation (Public and Forest Lands), Seedlings Planted (Public and Forest Lands), Electricity supplied

Good

SHGs provided income generating activities, Off take by States/UTs - AAY

Poor

Individual Swarozgaries Assisted - SGSY, Houses constructed - EWS/LIG, SC Families Assisted

8. GUJARAT

Very Good

Individual Swarozgaries Assisted - SGSY, Off take by States/UTs -TPDS, Off take by States/UTs - AAY, Houses constructed - EWS/LIG, ICDS Blocks Operational (Cum.), Anganwadis Functional (Cum.), Urban Poor Families Assisted under Seven Point Charter, Seedlings Planted (Public and Forest Lands), Villages Electrified - RGGVY, Pumps sets energized

Good

SC Families Assisted, Electricity supplied

Poor

SHGs provided income generating activities, Houses constructed - IAY, Slipped back habitations and habitations with water quality problems covered- ARWSP, Area Covered under Plantation (Public and Forest Lands), Road Constructed- PMGSY

Table - C (Contd.)

9. HARYANA

Very Good

Off take by States/UTs - AAY, ICDS Blocks Operational (Cum.), Anganwadis Functional (Cum.), Area Covered under Plantation (Public and Forest Lands), Seedlings Planted (Public and Forest Lands), Road Constructed- PMGSY, Villages Electrified - RGGVY, Pumps sets energized, Electricity

Poor

Individual Swarozgaries Assisted - SGSY, SHGs provided income generating activities, Off take by States/UTs -TPDS, Houses constructed - IAY, Houses constructed - EWS/LIG, Slipped back habitations and habitations with water quality problems covered- ARWSP, SC Families Assisted

10. HIMACHAL PRADESH

Very Good

Individual Swarozgaries Assisted - SGSY, Off take by States/UTs -TPDS, Off take by States/UTs - AAY, ICDS Blocks Operational (Cum.), Anganwadis Functional (Cum.), Pumps sets energized, Electricity supplied

Poor

SHGs provided income generating activities, Houses constructed - IAY, Slipped back habitations and habitations with water quality problems covered- ARWSP, SC Families Assisted, Area Covered under Plantation (Public and Forest Lands), Seedlings Planted (Public and Forest Lands), Road Constructed- PMGSY

11. JAMMU AND KASHMIR

Very Good

Individual Swarozgaries Assisted - SGSY, Off take by States/UTs -TPDS, Off take by States/UTs - AAY, SC Families Assisted, ICDS Blocks Operational (Cum.)

Poor

SHGs provided income generating activities, Houses constructed - IAY, Habitations covered (NC and PC) - ARWSP, Slipped back habitations and habitations with water quality problems covered- ARWSP, Anganwadis Functional (Cum.), Area Covered under Plantation (Public and Forest Lands), Seedlings Planted (Public and Forest Lands), Road Constructed- PMGSY, Electricity

12. JHARKHAND

Very Good

Individual Swarozgaries Assisted - SGSY, SHGs provided income generating activities, Off take by States/UTs - AAY, Slipped back habitations and habitations with water quality problems covered- ARWSP, SC Families Assisted, ICDS Blocks Operational (Cum.), Anganwadis Functional (Cum.), Seedlings Planted (Public and Forest Lands), Road Constructed- PMGSY, Villages Electrified - RGGVY, Pumps sets energized, Electricity supplied

Good

Off take by States/UTs -TPDS, Houses constructed - IAY

Poor

Area Covered under Plantation (Public and Forest Lands)

Table - C (Contd.)

13. KARNATAKA

Very Good

Individual Swarozgaries Assisted - SGSY, Off take by States/UTs -TPDS, Off take by States/UTs - AAY, Houses constructed - IAY, ICDS Blocks Operational (Cum.), Anganwadis Functional (Cum.), Area Covered under Plantation (Public and Forest Lands), Seedlings Planted (Public and Forest Lands), Road Constructed- PMGSY, Villages Electrified - RGGVY, Pumps sets energized, Electricity supplied

Poor

SHGs provided income generating activities, Habitations covered (NC and PC) - ARWSP, Slipped back habitations and habitations with water quality problems covered- ARWSP, SC Families

14. KERALA

Very Good

Off take by States/UTs -TPDS, Off take by States/UTs - AAY, Houses constructed - IAY, SC Families Assisted, ICDS Blocks Operational (Cum.), Anganwadis Functional (Cum.), Seedlings Planted (Public and Forest Lands), Electricity supplied

Poor

Individual Swarozgaries Assisted - SGSY, SHGs provided income generating activities, Houses constructed - EWS/LIG, Habitations covered (NC and PC) - ARWSP, Slipped back habitations and habitations with water quality problems covered- ARWSP, Area Covered under Plantation (Public and Forest Lands), Road Constructed- PMGSY, Pumps sets energized

15. MADHYA PRADESH

Very Good

Individual Swarozgaries Assisted - SGSY, SHGs provided income generating activities, ICDS Blocks Operational (Cum.), Anganwadis Functional (Cum.), Area Covered under Plantation (Public and Forest Lands)

Good

Houses constructed - IAY, Pumps sets energized, Electricity supplied

Poor

Off take by States/UTs -TPDS, Off take by States/UTs - AAY, Slipped back habitations and habitations with water quality problems covered- ARWSP, SC Families Assisted, Seedlings Planted (Public and Forest Lands), Road Constructed- PMGSY, Villages Electrified - RGGVY

16. MAHARASHTRA

Very Good

Off take by States/UTs -TPDS, Off take by States/UTs - AAY, ICDS Blocks Operational (Cum.), Anganwadis Functional (Cum.), Area Covered under Plantation (Public and Forest Lands), Seedlings Planted (Public and Forest Lands)

Good

Electricity supplied

Poor

Individual Swarozgaries Assisted - SGSY, SHGs provided income generating activities, Houses constructed - IAY, Habitations covered (NC and PC) - ARWSP, Slipped back habitations and habitations with water quality problems covered- ARWSP, SC Families Assisted, Road Constructed- PMGSY, Pumps sets energized

Table - C (Contd.)

17. MANIPUR

Very Good

Off take by States/UTs -TPDS, Off take by States/UTs - AAY, ICDS Blocks Operational (Cum.), Anganwadis Functional (Cum.), Electricity supplied

Poor

Individual Swarozgaries Assisted - SGSY, SHGs provided income generating activities, Houses constructed - IAY, SC Families Assisted, Area Covered under Plantation (Public and Forest Lands), Seedlings Planted (Public and Forest Lands), Road Constructed- PMGSY

18. MEGHALAYA

Very Good

Off take by States/UTs -TPDS, Off take by States/UTs - AAY, ICDS Blocks Operational (Cum.), Anganwadis Functional (Cum.), Area Covered under Plantation (Public and Forest Lands), Seedlings Planted (Public and Forest Lands)

Good

Electricity supplied

Poor

Individual Swarozgaries Assisted - SGSY, SHGs provided income generating activities, Houses constructed - IAY, Habitations covered (NC and PC) - ARWSP, Slipped back habitations and habitations with water quality problems covered- ARWSP, Urban Poor Families Assisted under Seven Point Charter, Road Constructed- PMGSY

19. MIZORAM

Very Good

ICDS Blocks Operational (Cum.), Anganwadis Functional (Cum.)

Good

Off take by States/UTs -TPDS, Off take by States/UTs - AAY, Electricity supplied

Poor

Individual Swarozgaries Assisted - SGSY, SHGs provided income generating activities, Houses constructed - IAY, Houses constructed - EWS/LIG, Slipped back habitations and habitations with water quality problems covered- ARWSP, Area Covered under Plantation (Public and Forest Lands), Seedlings Planted (Public and Forest Lands), Road Constructed- PMGSY

20. NAGALAND

Very Good

Off take by States/UTs -TPDS, Off take by States/UTs - AAY, Houses constructed - IAY, ICDS Blocks Operational (Cum.), Anganwadis Functional (Cum.), Electricity supplied

Poor

Individual Swarozgaries Assisted - SGSY, SHGs provided income generating activities, Habitations covered (NC and PC) - ARWSP, Slipped back habitations and habitations with water quality problems covered- ARWSP, Area Covered under Plantation (Public and Forest Lands), Seedlings Planted (Public and Forest Lands), Road Constructed- PMGSY

Table - C (Contd.)

21. ORISSA

Very Good

Off take by States/UTs -TPDS, Off take by States/UTs - AAY, ICDS Blocks Operational (Cum.), Anganwadis Functional (Cum.), Pumps sets energized, Electricity supplied

Poor

Individual Swarozgaries Assisted - SGSY, SHGs provided income generating activities, Houses constructed - IAY, Houses constructed - EWS/LIG, Slipped back habitations and habitations with water quality problems covered- ARWSP, SC Families Assisted, Area Covered under Plantation (Public and Forest Lands), Seedlings Planted (Public and Forest Lands), Road Constructed- PMGSY

22. PUDUCHERRY

Very Good

SHGs provided income generating activities, Habitations covered (NC and PC) - ARWSP, ICDS Blocks Operational (Cum.), Anganwadis Functional (Cum.), Seedlings Planted (Public and Forest Lands), Electricity supplied

Poor

Individual Swarozgaries Assisted - SGSY, Off take by States/UTs -TPDS, Off take by States/UTs - AAY, Houses constructed - IAY, Houses constructed - EWS/LIG, Slipped back habitations and habitations with water quality problems covered- ARWSP, SC Families Assisted, Area Covered under Plantation (Public and Forest Lands)

23. PUNJAB

Very Good

ICDS Blocks Operational (Cum.), Anganwadis Functional (Cum.), Area Covered under Plantation (Public and Forest Lands), Seedlings Planted (Public and Forest Lands), Road Constructed- PMGSY, Pumps sets energized, Electricity supplied

Poor

Individual Swarozgaries Assisted - SGSY, SHGs provided income generating activities, Off take by States/UTs -TPDS, Off take by States/UTs - AAY, Houses constructed - IAY, Habitations covered (NC and PC) - ARWSP, Slipped back habitations and habitations with water quality problems covered- ARWSP, SC Families Assisted

24. RAJASTHAN

Very Good

Off take by States/UTs -TPDS, Off take by States/UTs - AAY, ICDS Blocks Operational (Cum.), Anganwadis Functional (Cum.), Area Covered under Plantation (Public and Forest Lands), Villages Electrified - RGGVY, Electricity supplied

Poor

Individual Swarozgaries Assisted - SGSY, SHGs provided income generating activities, Houses constructed - IAY, Houses constructed - EWS/LIG, Habitations covered (NC and PC) - ARWSP, Slipped back habitations and habitations with water quality problems covered- ARWSP, SC Families Assisted, Seedlings Planted (Public and Forest Lands), Road Constructed- PMGSY, Pumps sets energized

Table - C (Contd.)

25. SIKKIM

Very Good

Individual Swarozgaries Assisted - SGSY, SHGs provided income generating activities, Off take by States/UTs -TPDS, Off take by States/UTs - AAY, SC Families Assisted, ICDS Blocks Operational (Cum.), Anganwadis Functional (Cum.), Electricity supplied

Poor

Houses constructed - IAY, Houses constructed - EWS/LIG, Slipped back habitations and habitations with water quality problems covered- ARWSP, Urban Poor Families Assisted under Seven Point Charter, Area Covered under Plantation (Public and Forest Lands), Seedlings Planted (Public and Forest Lands), Road Constructed- PMGSY

26. TAMIL NADU

Very Good

Individual Swarozgaries Assisted - SGSY, Off take by States/UTs -TPDS, Off take by States/UTs - AAY, ICDS Blocks Operational (Cum.), Anganwadis Functional (Cum.), Pumps sets energized, Electricity supplied

Poor

SHGs provided income generating activities, Houses constructed - IAY, Slipped back habitations and habitations with water quality problems covered- ARWSP, SC Families Assisted, Urban Poor Families Assisted under Seven Point Charter, Area Covered under Plantation (Public and Forest Lands), Seedlings Planted (Public and Forest Lands), Road Constructed- PMGSY

27. TRIPURA

Very Good

Off take by States/UTs -TPDS, Off take by States/UTs - AAY, Slipped back habitations and habitations with water quality problems covered- ARWSP, ICDS Blocks Operational (Cum.), Anganwadis Functional (Cum.), Area Covered under Plantation (Public and Forest Lands), Electricity supplied

Poor

Individual Swarozgaries Assisted - SGSY, SHGs provided income generating activities, Houses constructed - IAY, Houses constructed - EWS/LIG, SC Families Assisted, Seedlings Planted (Public and Forest Lands), Road Constructed- PMGSY

28. UTTARAKHAND

Very Good

Individual Swarozgaries Assisted - SGSY, Off take by States/UTs -TPDS, Off take by States/UTs - AAY, ICDS Blocks Operational (Cum.), Anganwadis Functional (Cum.), Area Covered under Plantation (Public and Forest Lands), Seedlings Planted (Public and Forest Lands), Villages Electrified - RGGVY, Pumps sets energized, Electricity supplied

Poor

SHGs provided income generating activities, Houses constructed - IAY, Habitations covered (NC and PC) - ARWSP, Slipped back habitations and habitations with water quality problems covered- ARWSP, SC Families Assisted, Road Constructed- PMGSY

Table - C (Contd.)

29. UTTAR PRADESH

Very Good

Individual Swarozgaries Assisted - SGSY, SHGs provided income generating activities, Off take by States/UTs -TPDS, Off take by States/UTs - AAY, ICDS Blocks Operational (Cum.), Anganwadis Functional (Cum.), Area Covered under Plantation (Public and Forest Lands), Seedlings Planted (Public and Forest Lands)

Good

Electricity supplied

Poor

Houses constructed - IAY, Slipped back habitations and habitations with water quality problems covered- ARWSP, SC Families Assisted, Road Constructed- PMGSY, Villages Electrified - RGGVY, Pumps sets energized

30. WEST BENGAL

Very Good

Individual Swarozgaries Assisted - SGSY, SHGs provided income generating activities, Off take by States/UTs -TPDS, Off take by States/UTs - AAY, ICDS Blocks Operational (Cum.), Anganwadis Functional (Cum.), Electricity supplied

Poor

Houses constructed - IAY, Slipped back habitations and habitations with water quality problems covered- ARWSP, SC Families Assisted, Area Covered under Plantation (Public and Forest Lands), Seedlings Planted (Public and Forest Lands), Road Constructed- PMGSY, Villages Electrified - RGGVY, Pumps sets energized

31. ANDAMAN AND NICOBAR ISLANDS

Very Good

Individual Swarozgaries Assisted - SGSY, ICDS Blocks Operational (Cum.), Anganwadis Functional (Cum.)

Good

Off take by States/UTs - AAY, Electricity supplied

Poor

SHGs provided income generating activities, Off take by States/UTs -TPDS, Houses constructed - IAY, Slipped back habitations and habitations with water quality problems covered- ARWSP, Area Covered under Plantation (Public and Forest Lands), Seedlings Planted (Public and Forest Lands)

32. CHANDIGARH

Very Good

Off take by States/UTs -TPDS, SC Families Assisted, ICDS Blocks Operational (Cum.), Anganwadis Functional (Cum.), Area Covered under Plantation (Public and Forest Lands), Seedlings Planted (Public and Forest Lands), Electricity supplied

Poor

Off take by States/UTs - AAY

Table - C (Contd.)

33. DADRA AND NAGAR HAVELI

Very Good

Anganwadis Functional (Cum.), Area Covered under Plantation (Public and Forest Lands), Seedlings Planted (Public and Forest Lands), Electricity supplied

Good

Individual Swarozgaries Assisted - SGSY

Poor

SHGs provided income generating activities, Off take by States/UTs -TPDS, Off take by States/UTs - AAY, Houses constructed - IAY, ICDS Blocks Operational (Cum.)

34. DAMAN AND DIU

Very Good

ICDS Blocks Operational (Cum.), Anganwadis Functional (Cum.), Seedlings Planted (Public and Forest Lands)

Good

Area Covered under Plantation (Public and Forest Lands), Electricity supplied

Poor

Individual Swarozgaries Assisted - SGSY, SHGs provided income generating activities, Off take by States/UTs -TPDS, Off take by States/UTs - AAY, Houses constructed - IAY

35. LAKSHADWEEP

Very Good

Individual Swarozgaries Assisted - SGSY, ICDS Blocks Operational (Cum.), Anganwadis Functional (Cum.), Electricity supplied

Poor

SHGs provided income generating activities, Off take by States/UTs -TPDS, Off take by States/UTs - AAY, Houses constructed - IAY, Habitations covered (NC and PC) - ARWSP, Area Covered under Plantation (Public and Forest Lands), Seedlings Planted (Public and Forest Lands)

Ranking of States: April- July, 2008

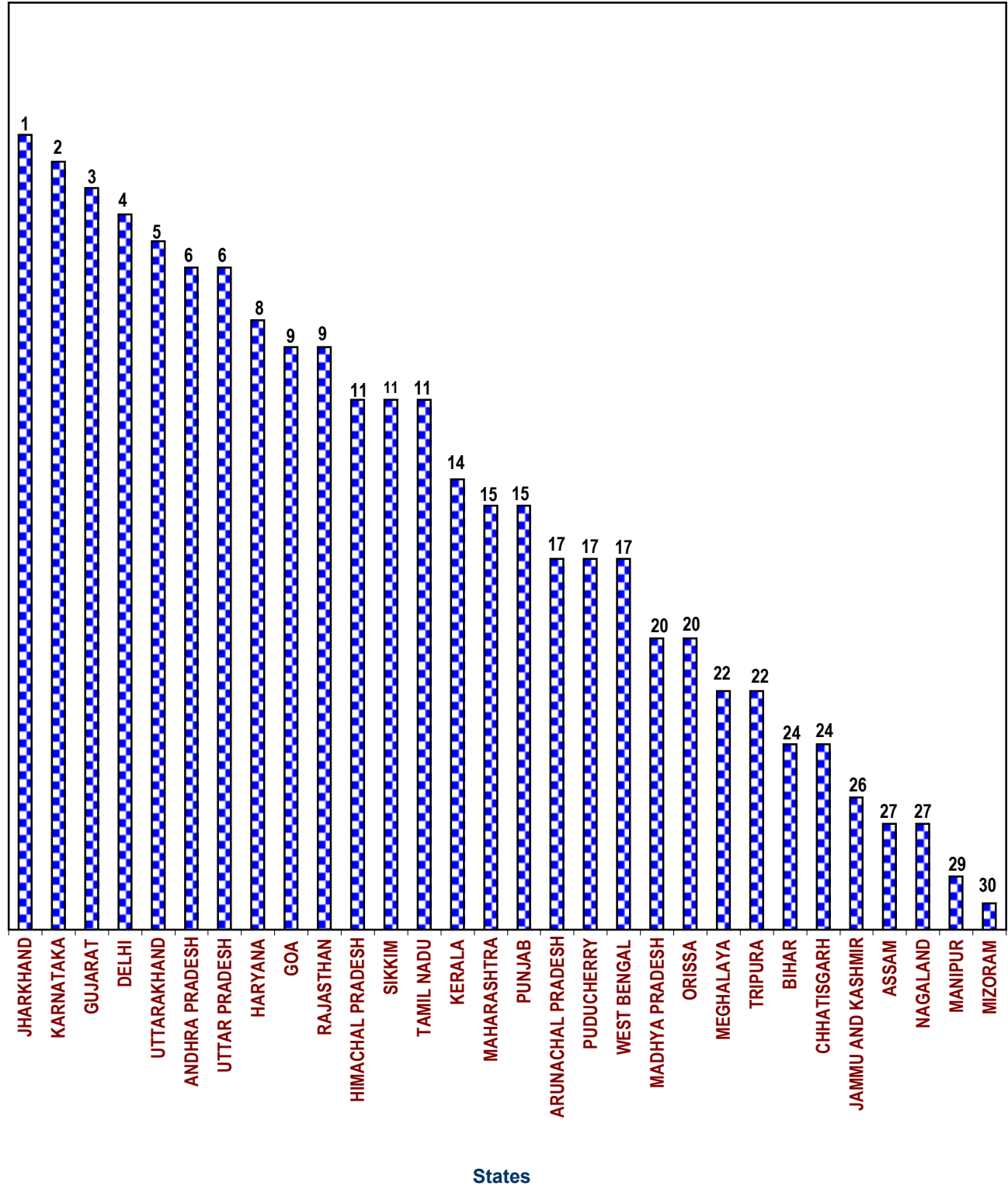


Table - D

**SCORE CARD AND RANKING OF STATES ACCORDING TO THEIR PERFORMANCE
During the period April to July, 2008**

States	No. of Items/ Parameters	Max Score	Parameters in category				Total Marks	% Ach.	RANK
			A	B	C	D			
JHARKHAND	15	45	12	1	2	0	40	89	1
KARNATAKA	16	48	12	0	3	1	39	81	2
GUJARAT	17	51	10	4	3	0	41	80	3
DELHI	9	27	6	0	3	0	21	78	4
UTTARAKHAND	16	48	10	1	5	0	37	77	5
ANDHRA PRADESH	15	45	8	3	4	0	34	76	6
UTTAR PRADESH	15	45	8	3	4	0	34	76	6
HARYANA	16	48	9	1	5	1	34	71	8
GOA	12	36	7	0	4	1	25	69	9
RAJASTHAN	17	51	7	4	6	0	35	69	9
HIMACHAL PRADESH	14	42	7	1	5	1	28	67	11
SIKKIM	15	45	8	2	2	3	30	67	11
TAMIL NADU	15	45	7	2	5	1	30	67	11
KERALA	16	48	8	1	5	2	31	65	14
MAHARASHTRA	15	45	6	3	5	1	29	64	15
PUNJAB	15	45	7	0	8	0	29	64	15
ARUNACHAL PRADESH	14	42	7	1	2	4	25	60	17
PUDUCHERRY	14	42	6	1	5	2	25	60	17
WEST BENGAL	15	45	7	0	6	2	27	60	17
MADHYA PRADESH	15	45	5	2	7	1	26	58	20
ORISSA	15	45	6	0	8	1	26	58	20
MEGHALAYA	14	42	6	0	6	2	24	57	22
TRIPURA	14	42	7	0	3	4	24	57	22
BIHAR	15	45	4	1	10	0	24	53	24
CHHATISGARH	17	51	7	1	4	5	27	53	24
JAMMU AND KASHMIR	14	42	5	1	5	3	22	52	26
ASSAM	15	45	4	2	7	2	23	51	27
NAGALAND	13	39	6	0	2	5	20	51	27
MANIPUR	12	36	5	0	1	6	16	44	29
MIZORAM	13	39	2	0	3	8	9	23	30

NORMS FOR RANKING

The criteria for performance assessment of States is as follows:

	<u>Marks</u>
Category "A" Where the Achievement is 90% or above of the target	3
Category "B" Where the Achievement is above National Average	2
Category "C" Where the Achievement is below National Average	1
Category "D" Where their is NIL Performance	0

Note: For ranking of the states, the All-India Percent achievement is taken as the National Average.

PART - II

TWENTY POINT PROGRAMME - 2006

ITEM-WISE PERFORMANCE TABLES

Table - 1

Employment generation under the NREG Scheme

Sl. No.		No. of job cards issued (Number)	Employment generated (Number)	Wages given (Rupees)
State/UT Name		April,2008-July,2008	April,2008-July,2008	April,2008-July,2008
(1)	(2)	(3)	(4)	(5)
1	ANDHRA PRADESH	26,60,189	25,61,17,431	10,81,22,00,747
2	ARUNACHAL PRADESH	0	0	0
3	ASSAM	16,23,559	1,34,50,000	2,82,01,51,000
4	BIHAR	8,75,194	4,09,04,000	4,64,77,73,000
5	CHHATISGARH	32,42,693	6,00,50,000	4,32,59,87,000
6	DELHI	0	0	0
7	GOA	0	0	0
8	GUJARAT	13,55,796	82,05,000	34,69,80,000
9	HARYANA	2,74,199	14,12,000	16,79,00,000
10	HIMACHAL PRADESH	6,45,575	42,71,503	4,03,59,00,000
11	JAMMU AND KASHMIR	1,87,581	9,74,373	8,13,77,000
12	JHARKHAND	7,52,991	4,12,93,587	5,72,69,85,790
13	KARNATAKA	21,35,374	59,94,000	44,35,56,000
14	KERALA	8,75,654	26,72,255	29,06,30,000
15	MADHYA PRADESH	1,44,54,389	14,30,61,000	5,03,47,67,000
16	MAHARASHTRA	5,02,623	1,13,41,000	1,22,79,37,000
17	MANIPUR	1,02,718	9,87,000	3,98,12,000
18	MEGHALAYA	1,71,127	19,30,000	19,59,21,000
19	MIZORAM	0	0	0
20	NAGALAND	1,92,000	10,00,000	9,30,95,000
21	ORISSA	6,46,031	1,25,20,000	1,08,08,86,000
22	PUDUCHERRY	70,989	1,62,000	1,28,44,000
23	PUNJAB	2,64,329	2,75,000	4,91,18,000
24	RAJASTHAN	75,83,149	22,52,46,000	18,16,79,56,000
25	SIKKIM	39,046	4,48,741	8,85,26,000
26	TAMIL NADU	72,86,352	3,89,50,000	3,11,69,11,100
27	TRIPURA	5,53,732	62,12,000	60,36,00,000
28	UTTARAKHAND	4,70,729	22,53,760	16,90,28,000
29	UTTAR PRADESH	41,25,196	5,04,00,036	5,03,50,94,000
30	WEST BENGAL	1,61,464	2,85,02,000	2,22,45,04,000
31	ANDAMAN AND NICOBAR ISLANDS	0	0	0
32	CHANDIGARH	0	0	0
33	DADRA AND NAGAR HAVELI	0	0	0
34	DAMAN AND DIU	0	0	0
35	LAKSHADWEEP	1,828	0	0
Grand Total		5,12,54,507	95,86,32,686	70,83,94,39,637

Swaranjayanti Gram Swarojgar Yojana

Total Swarozgaries Assisted

% Achievement of Target

During April- July, 2008

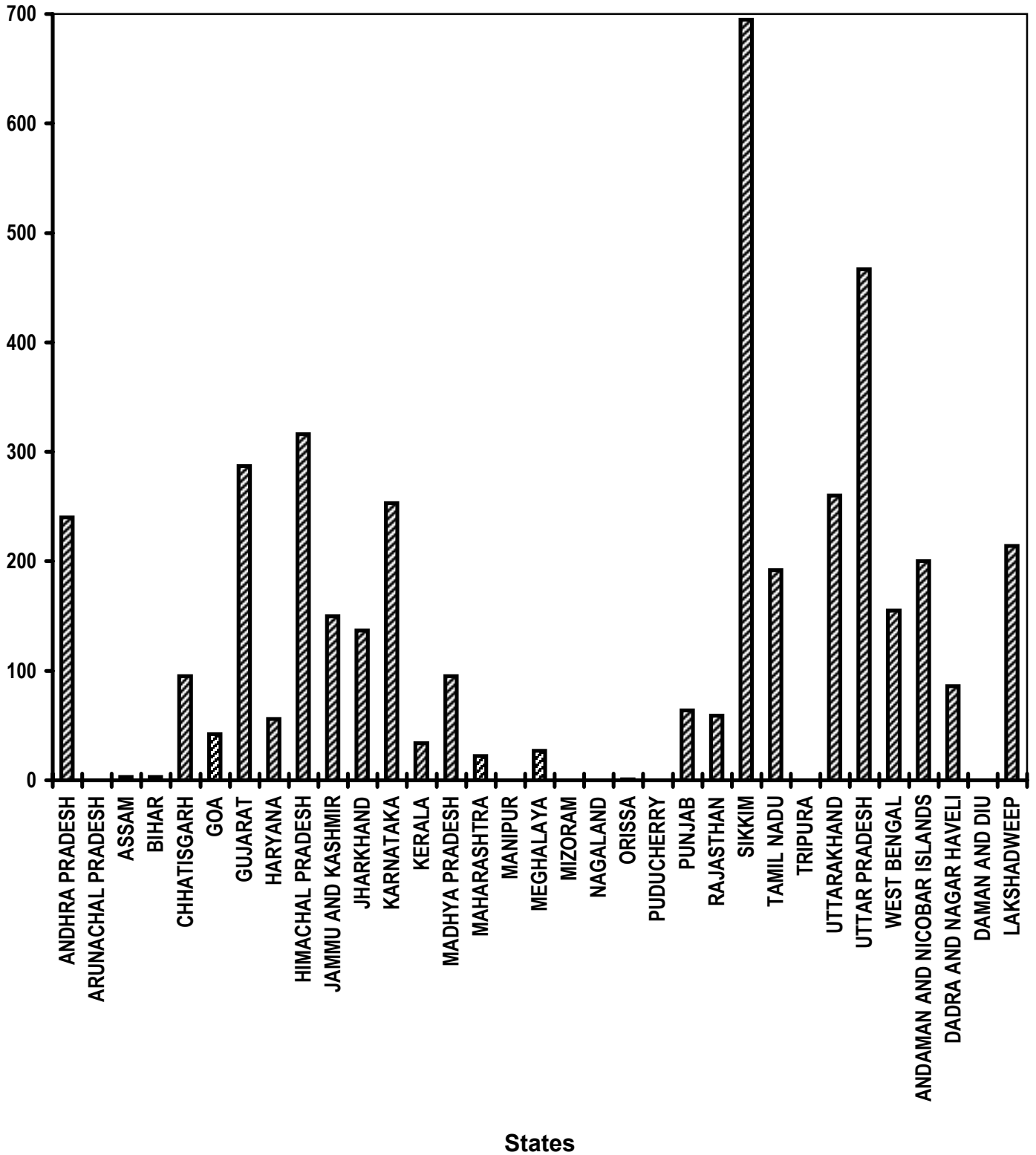


Table - 2

**Swaranjayanti Gram Swarojgar Yojana
Individual Swarozgaries Assisted
(Unit: Number)**

Sl. No.	State/UT Name	Target		Achievement	Percent
		2008-2009	April,2008- July,2008	April,2008- July,2008	Achievement April,2008- July,2008
(1)	(2)	(3)	(4)	(5)	(5)/(4)
1	ANDHRA PRADESH	20,231	4,383	10,507	240
2	ARUNACHAL PRADESH	1,055	228	0	0
3	ASSAM	27,423	5,941	161	3
4	BIHAR	48,127	10,427	358	3
5	CHHATISGARH	10,688	2,315	2,197	95
6	GOA	238	52	22	42
7	GUJARAT	7,615	1,649	4,731	287
8	HARYANA	4,480	970	545	56
9	HIMACHAL PRADESH	1,886	408	1,288	316
10	JAMMU AND KASHMIR	2,335	505	760	150
11	JHARKHAND	18,146	3,931	5,371	137
12	KARNATAKA	15,277	3,310	8,378	253
13	KERALA	6,854	1,485	500	34
14	MADHYA PRADESH	22,905	4,963	4,708	95
15	MAHARASHTRA	30,200	6,543	1,442	22
16	MANIPUR	1,839	398	0	0
17	MEGHALAYA	2,060	446	122	27
18	MIZORAM	477	156	0	0
19	NAGALAND	1,414	306	0	0
20	ORISSA	23,138	5,013	28	1
21	PUDUCHERRY	286	62	0	0
22	PUNJAB	2,177	472	300	64
23	RAJASTHAN	11,600	2,513	1,486	59
24	SIKKIM	528	114	792	695
25	TAMIL NADU	17,889	3,875	7,454	192
26	TRIPURA	3,320	719	0	0
27	UTTARAKHAND	3,648	790	2,054	260
28	UTTAR PRADESH	69,286	15,012	70,057	467
29	WEST BENGAL	25,715	5,571	8,630	155
30	ANDAMAN AND NICOBAR ISLANDS	36	7	14	200
31	DADRA AND NAGAR HAVELI	36	7	6	86
32	DAMAN AND DIU	36	7	0	0
33	LAKSHADWEEP	36	7	15	214
Grand Total		3,80,981	82,585	1,31,926	160

Very Good:(90% or above of targets)

ANDHRA PRADESH, CHHATISGARH, GUJARAT, HIMACHAL PRADESH, JAMMU AND KASHMIR, JHARKHAND, KARNATAKA, MADHYA PRADESH, SIKKIM, TAMIL NADU, UTTARAKHAND, UTTAR PRADESH, WEST BENGAL, ANDAMAN AND NICOBAR ISLANDS, LAKSHADWEEP

Good:(Between 80% to 90% targets)

DADRA AND NAGAR HAVELI

Poor:(Below 80% of targets)

ARUNACHAL PRADESH, ASSAM, BIHAR, GOA, HARYANA, KERALA, MAHARASHTRA, MANIPUR, MEGHALAYA, MIZORAM, NAGALAND, ORISSA, PUDUCHERRY, PUNJAB, RAJASTHAN, TRIPURA, DAMAN AND DIU

Table - 3(A)

Self Help Groups (SHG)
(Unit: Number)

		Formed under SGSY (Number) April,2008- July,2008
Sl. No.	State/UT Name	
(1)	(2)	(3)
1	ANDHRA PRADESH	16,008
2	ARUNACHAL PRADESH	0
3	ASSAM	4,783
4	BIHAR	3,563
5	CHHATISGARH	1,554
6	DELHI	0
7	GOA	17
8	GUJARAT	1,626
9	HARYANA	677
10	HIMACHAL PRADESH	219
11	JAMMU AND KASHMIR	158
12	JHARKHAND	4,523
13	KARNATAKA	2,074
14	KERALA	304
15	MADHYA PRADESH	4,616
16	MAHARASHTRA	8,372
17	MANIPUR	0
18	MEGHALAYA	295
19	MIZORAM	0
20	NAGALAND	0
21	ORISSA	2,839
22	PUDUCHERRY	86
23	PUNJAB	227
24	RAJASTHAN	5,520
25	SIKKIM	123
26	TAMIL NADU	1,198
27	TRIPURA	1,289
28	UTTARAKHAND	76
29	UTTAR PRADESH	9,125
30	WEST BENGAL	6,636
31	ANDAMAN AND NICOBAR ISLANDS	7
32	CHANDIGARH	0
33	DADRA AND NAGAR HAVELI	0
34	DAMAN AND DIU	0
35	LAKSHADWEEP	0
Grand Total		75,915

Self Help Groups (SHG)

To whom income generating activities provided

% Achievement of Target

During April- July, 2008

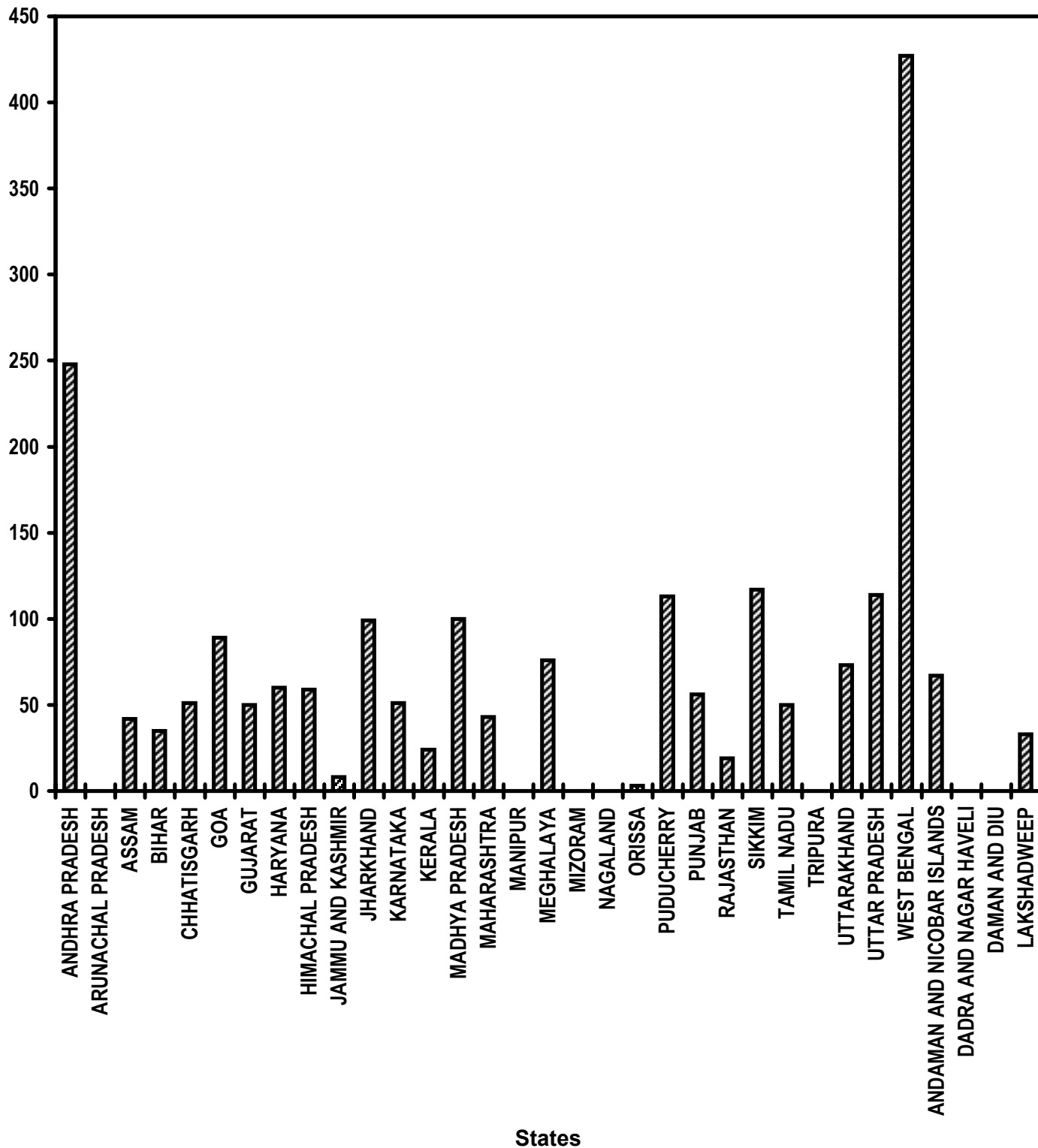


Table - 3(B)

Self Help Groups (SHG)
To whom income generating activities provided
(Unit: Number)

Sl. No.	State/UT Name	Target		Achievement	Percent Achievement
		2008-2009	April,2008- July,2008	April,2008- July,2008	April,2008- July,2008
(1)	(2)	(3)	(4)	(5)	(5)/(4)
1	ANDHRA PRADESH	7,337	1,590	3,942	248
2	ARUNACHAL PRADESH	383	82	0	0
3	ASSAM	9,946	2,155	913	42
4	BIHAR	17,454	3,781	1,328	35
5	CHHATISGARH	3,876	839	429	51
6	GOA	86	18	16	89
7	GUJARAT	2,762	598	297	50
8	HARYANA	1,625	352	210	60
9	HIMACHAL PRADESH	684	148	88	59
10	JAMMU AND KASHMIR	846	183	14	8
11	JHARKHAND	6,580	1,425	1,404	99
12	KARNATAKA	5,540	1,200	608	51
13	KERALA	2,486	538	131	24
14	MADHYA PRADESH	8,306	1,799	1,798	100
15	MAHARASHTRA	10,954	2,373	1,016	43
16	MANIPUR	666	144	0	0
17	MEGHALAYA	746	161	122	76
18	MIZORAM	173	37	0	0
19	NAGALAND	512	111	0	0
20	ORISSA	8,391	1,818	55	3
21	PUDUCHERRY	104	23	26	113
22	PUNJAB	789	170	96	56
23	RAJASTHAN	4,206	911	175	19
24	SIKKIM	191	41	48	117
25	TAMIL NADU	6,488	1,405	705	50
26	TRIPURA	1,204	261	0	0
27	UTTARAKHAND	1,323	286	209	73
28	UTTAR PRADESH	25,128	5,444	6,180	114
29	WEST BENGAL	9,326	2,020	8,627	427
30	ANDAMAN AND NICOBAR ISLANDS	14	3	2	67
31	DADRA AND NAGAR HAVELI	14	3	0	0
32	DAMAN AND DIU	14	3	0	0
33	LAKSHADWEEP	14	3	1	33
Grand Total		1,38,168	29,925	28,440	95

Very Good:(90% or above of targets)

ANDHRA PRADESH, JHARKHAND, MADHYA PRADESH, PUDUCHERRY, SIKKIM, UTTAR PRADESH, WEST BENGAL

Good:(Between 80% to 90% targets)

GOA

Poor:(Below 80% of targets)

ARUNACHAL PRADESH, ASSAM, BIHAR, CHHATISGARH, GUJARAT, HARYANA, HIMACHAL PRADESH, JAMMU AND KASHMIR, KARNATAKA, KERALA, MAHARASHTRA, MANIPUR, MEGHALAYA, MIZORAM, NAGALAND, ORISSA, PUNJAB, RAJASTHAN, TAMIL NADU, TRIPURA, UTTARAKHAND, ANDAMAN AND NICOBAR ISLANDS, DADRA AND NAGAR HAVELI, DAMAN AND DIU, LAKSHADWEEP

Table - 4

**Distribution of waste land to the landless
(Unit: Hectare)**

Sl. No.	State/UT Name	Total Land Distributed (Hectare) April,2008- July,2008
(1)	(2)	(3)
1	ANDHRA PRADESH	47
2	ARUNACHAL PRADESH	0
3	ASSAM	46
4	BIHAR	0
5	CHHATISGARH	24,567
6	DELHI	0
7	GOA	0
8	GUJARAT	408
9	HARYANA	0
10	JAMMU AND KASHMIR	0
11	JHARKHAND	12,813
12	KARNATAKA	0
13	KERALA	0
14	MADHYA PRADESH	54,333
15	MAHARASHTRA	0
16	MANIPUR	0
17	MEGHALAYA	0
18	MIZORAM	0
19	NAGALAND	0
20	ORISSA	332
21	PUDUCHERRY	0
22	PUNJAB	0
23	RAJASTHAN	0
24	SIKKIM	0
25	TAMIL NADU	1,36,383
26	TRIPURA	0
27	UTTARAKHAND	0
28	UTTAR PRADESH	1,477
29	WEST BENGAL	0
30	ANDAMAN AND NICOBAR ISLANDS	0
31	CHANDIGARH	0
32	DADRA AND NAGAR HAVELI	0
33	DAMAN AND DIU	0
34	LAKSHADWEEP	0
Grand Total		2,30,406

Table - 5(A)

Minimum Wages Enforcement (including Farm Labour)

Sl. No.	State/UT Name	Agriculture and	Agriculture and	Agriculture and
		Farm Workers: Inspections made (Number) April,2008- July,2008	Farm Workers: Irregularities detected (Number) April,2008- July,2008	Farm Workers: Irregularities rectified (Number) April,2008- July,2008
(1)	(2)	(3)	(4)	(5)
1	ANDHRA PRADESH	0	0	0
2	ARUNACHAL PRADESH	0	0	0
3	ASSAM	0	0	0
4	BIHAR	0	0	0
5	CHHATISGARH	0	0	0
6	DELHI	0	0	0
7	GOA	2	14	0
8	GUJARAT	23,191	3,834	4,215
9	HARYANA	0	0	0
10	HIMACHAL PRADESH	0	0	0
11	JAMMU AND KASHMIR	0	0	0
12	JHARKHAND	0	0	0
13	KARNATAKA	0	0	0
14	KERALA	0	0	0
15	MADHYA PRADESH	0	0	0
16	MAHARASHTRA	0	0	0
17	MANIPUR	0	0	0
18	MEGHALAYA	0	0	0
19	MIZORAM	0	0	0
20	NAGALAND	0	0	0
21	ORISSA	2,964	1,768	1,550
22	PUDUCHERRY	0	0	0
23	PUNJAB	157	0	0
24	RAJASTHAN	219	0	0
25	SIKKIM	0	0	0
26	TAMIL NADU	0	0	0
27	TRIPURA	0	0	0
28	UTTARAKHAND	0	0	0
29	UTTAR PRADESH	5,922	1,708	0
30	WEST BENGAL	0	0	0
31	ANDAMAN AND NICOBAR ISLANDS	0	0	0
32	CHANDIGARH	0	0	0
33	DADRA AND NAGAR HAVELI	0	0	0
34	DAMAN AND DIU	0	0	0
35	LAKSHADWEEP	0	0	0
Grand Total		32,455	7,324	5,765

Table - 5(B)

Minimum Wages Enforcement (including Farm Labour)
(Unit: Number)

Sl. No.	State/UT Name	Agriculture and Farm Workers:	Agriculture and Farm Workers:
		Claims filed (Number) April,2008-July,2008	Claims settled (Number) April,2008-July,2008
(1)	(2)	(3)	(4)
1	ANDHRA PRADESH	0	0
2	ARUNACHAL PRADESH	0	0
3	ASSAM	0	0
4	BIHAR	0	0
5	CHHATISGARH	0	0
6	DELHI	0	0
7	GOA	0	0
8	GUJARAT	7	2
9	HARYANA	7	2
10	HIMACHAL PRADESH	0	0
11	JAMMU AND KASHMIR	0	0
12	JHARKHAND	0	0
13	KARNATAKA	0	0
14	KERALA	0	0
15	MADHYA PRADESH	0	0
16	MAHARASHTRA	0	0
17	MANIPUR	0	0
18	MEGHALAYA	0	0
19	MIZORAM	0	0
20	NAGALAND	0	0
21	ORISSA	0	0
22	PUDUCHERRY	0	0
23	PUNJAB	0	0
24	RAJASTHAN	5	0
25	SIKKIM	0	0
26	TAMIL NADU	0	0
27	TRIPURA	0	0
28	UTTARAKHAND	0	0
29	UTTAR PRADESH	0	0
30	WEST BENGAL	0	0
31	ANDAMAN AND NICOBAR ISLANDS	0	0
32	CHANDIGARH	0	0
33	DADRA AND NAGAR HAVELI	0	0
34	DAMAN AND DIU	0	0
35	LAKSHADWEEP	0	0
Grand Total		19	4

Table - 5(C)

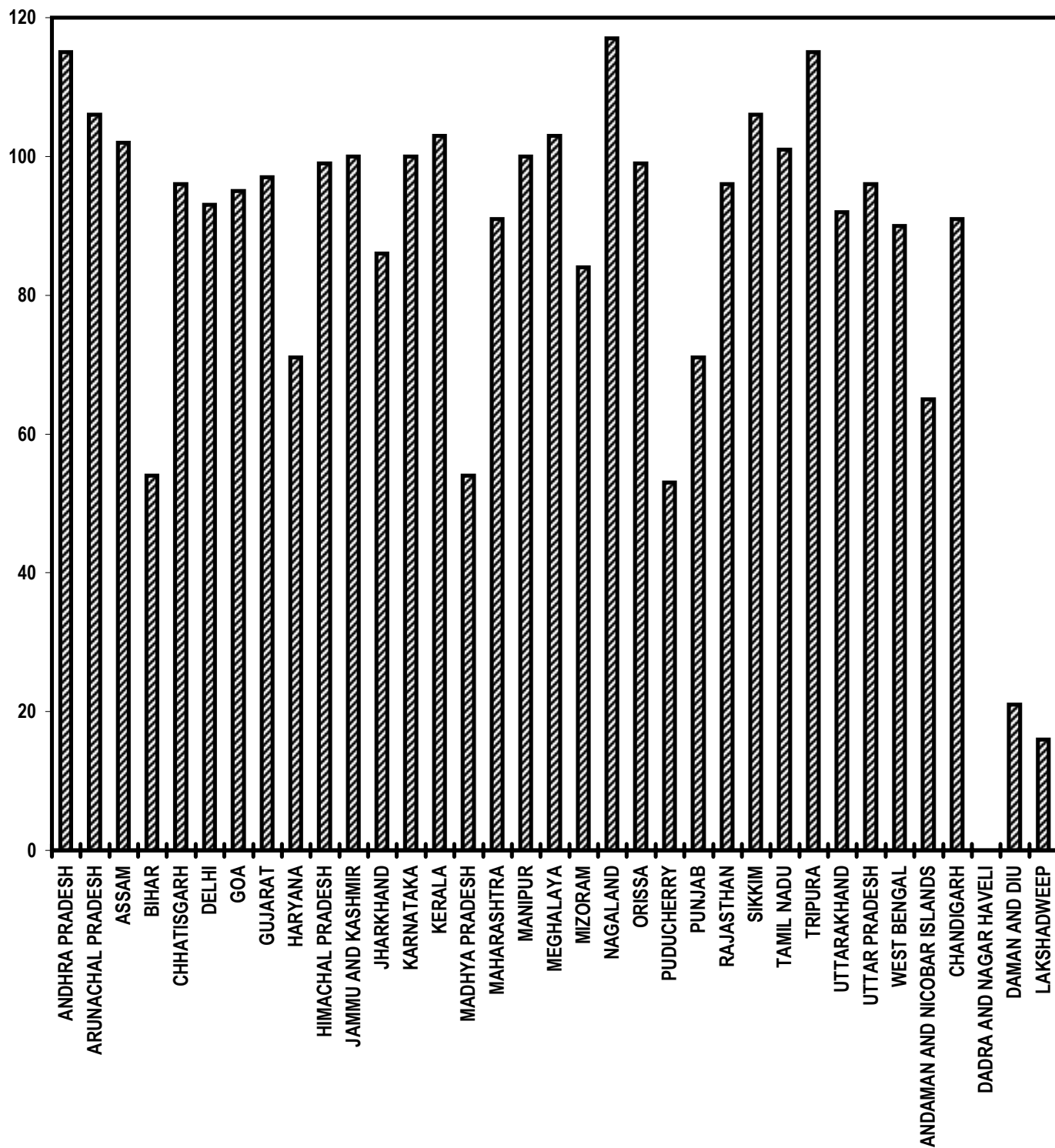
Minimum Wages Enforcement (including Farm Labour)

Sl. No.	State/UT Name	Agriculture and Farm Workers: Prosecution cases Pending (Number) April,2008-July,2008	Agriculture and Farm Workers: Prosecution cases filed (Number) April,2008-July,2008	Agriculture and Farm Workers: Prosecution cases decided (Number) April,2008-July,2008
		(3)	(4)	(5)
1	ANDHRA PRADESH	0	0	0
2	ARUNACHAL PRADESH	0	0	0
3	ASSAM	0	0	0
4	BIHAR	0	0	0
5	CHHATISGARH	0	0	0
6	DELHI	0	0	0
7	GOA	4	4	0
8	GUJARAT	4,240	29	77
9	HARYANA	0	0	0
10	HIMACHAL PRADESH	0	0	0
11	JAMMU AND KASHMIR	0	0	0
12	JHARKHAND	0	0	0
13	KARNATAKA	0	0	0
14	KERALA	0	0	0
15	MADHYA PRADESH	0	0	0
16	MAHARASHTRA	0	0	0
17	MANIPUR	0	0	0
18	MEGHALAYA	0	0	0
19	MIZORAM	0	0	0
20	NAGALAND	0	0	0
21	ORISSA	295	0	0
22	PUDUCHERRY	0	0	0
23	PUNJAB	0	0	0
24	RAJASTHAN	0	0	0
25	SIKKIM	0	0	0
26	TAMIL NADU	0	0	0
27	TRIPURA	0	0	0
28	UTTARAKHAND	0	0	0
29	UTTAR PRADESH	36	0	3
30	WEST BENGAL	0	0	0
31	ANDAMAN AND NICOBAR ISLANDS	0	0	0
32	CHANDIGARH	0	0	0
33	DADRA AND NAGAR HAVELI	0	0	0
34	DAMAN AND DIU	0	0	0
35	LAKSHADWEEP	0	0	0
Grand Total		4,575	33	80

Food security (Targeted Public Distribution system)

Off take

% Achievement of Target
During April- July, 2008



States

Table - 6(A)

Food security (Targeted Public Distribution system)

Sl. No.	State/UT Name	Allocation of	Off take	Percentage of
		Food Grains (Tonnes) April,2008- July,2008	April,2008- July,2008	offtake w.r.t. Allocation of Food Grains
(1)	(2)	(3)	(4)	(5)
1	ANDHRA PRADESH	11,05,144	12,74,804	115
2	ARUNACHAL PRADESH	33,852	35,724	106
3	ASSAM	4,68,752	4,78,075	102
4	BIHAR	9,23,544	5,02,932	54
5	CHHATISGARH	2,76,528	2,64,514	96
6	DELHI	1,97,516	1,84,328	93
7	GOA	8,244	7,853	95
8	GUJARAT	3,14,261	3,03,842	97
9	HARYANA	1,50,468	1,06,852	71
10	HIMACHAL PRADESH	1,43,392	1,42,244	99
11	JAMMU AND KASHMIR	2,52,268	2,53,224	100
12	JHARKHAND	3,40,916	2,94,297	86
13	KARNATAKA	6,76,270	6,77,900	100
14	KERALA	3,52,868	3,65,014	103
15	MADHYA PRADESH	6,14,120	3,30,169	54
16	MAHARASHTRA	9,57,332	8,72,470	91
17	MANIPUR	34,472	34,543	100
18	MEGHALAYA	46,092	47,698	103
19	MIZORAM	27,636	23,330	84
20	NAGALAND	42,292	49,394	117
21	ORISSA	6,05,168	5,98,197	99
22	PUDUCHERRY	12,172	6,434	53
23	PUNJAB	1,08,240	77,290	71
24	RAJASTHAN	4,14,156	3,95,526	96
25	SIKKIM	14,740	15,649	106
26	TAMIL NADU	12,05,944	12,20,333	101
27	TRIPURA	84,668	97,606	115
28	UTTARAKHAND	94,084	86,601	92
29	UTTAR PRADESH	15,60,276	14,93,936	96
30	WEST BENGAL	9,91,720	8,94,710	90
31	ANDAMAN AND NICOBAR ISLANDS	9,024	5,827	65
32	CHANDIGARH	1,276	1,165	91
33	DADRA AND NAGAR HAVELI	2,696	0	0
34	DAMAN AND DIU	640	137	21
35	LAKSHADWEEP	1,536	240	16
Grand Total		1,20,72,307	1,11,42,858	92

Very Good:(90% or above of targets)

ANDHRA PRADESH, ARUNACHAL PRADESH, ASSAM, CHHATISGARH, DELHI, GOA, GUJARAT, HIMACHAL PRADESH, JAMMU AND KASHMIR, KARNATAKA, KERALA, MAHARASHTRA, MANIPUR, MEGHALAYA, NAGALAND, ORISSA, RAJASTHAN, SIKKIM, TAMIL NADU, TRIPURA, UTTARAKHAND, UTTAR PRADESH, WEST BENGAL, CHANDIGARH

Good:(Between 80% to 90% targets)

JHARKHAND, MIZORAM

Poor:(Below 80% of targets)

BIHAR, HARYANA, MADHYA PRADESH, PUDUCHERRY, PUNJAB, ANDAMAN AND NICOBAR ISLANDS, DADRA AND NAGAR HAVELI, DAMAN AND DIU, LAKSHADWEEP

Food security(Antodaya Anna Yojana)

Off take

% Achievement of Target
During April- July, 2008

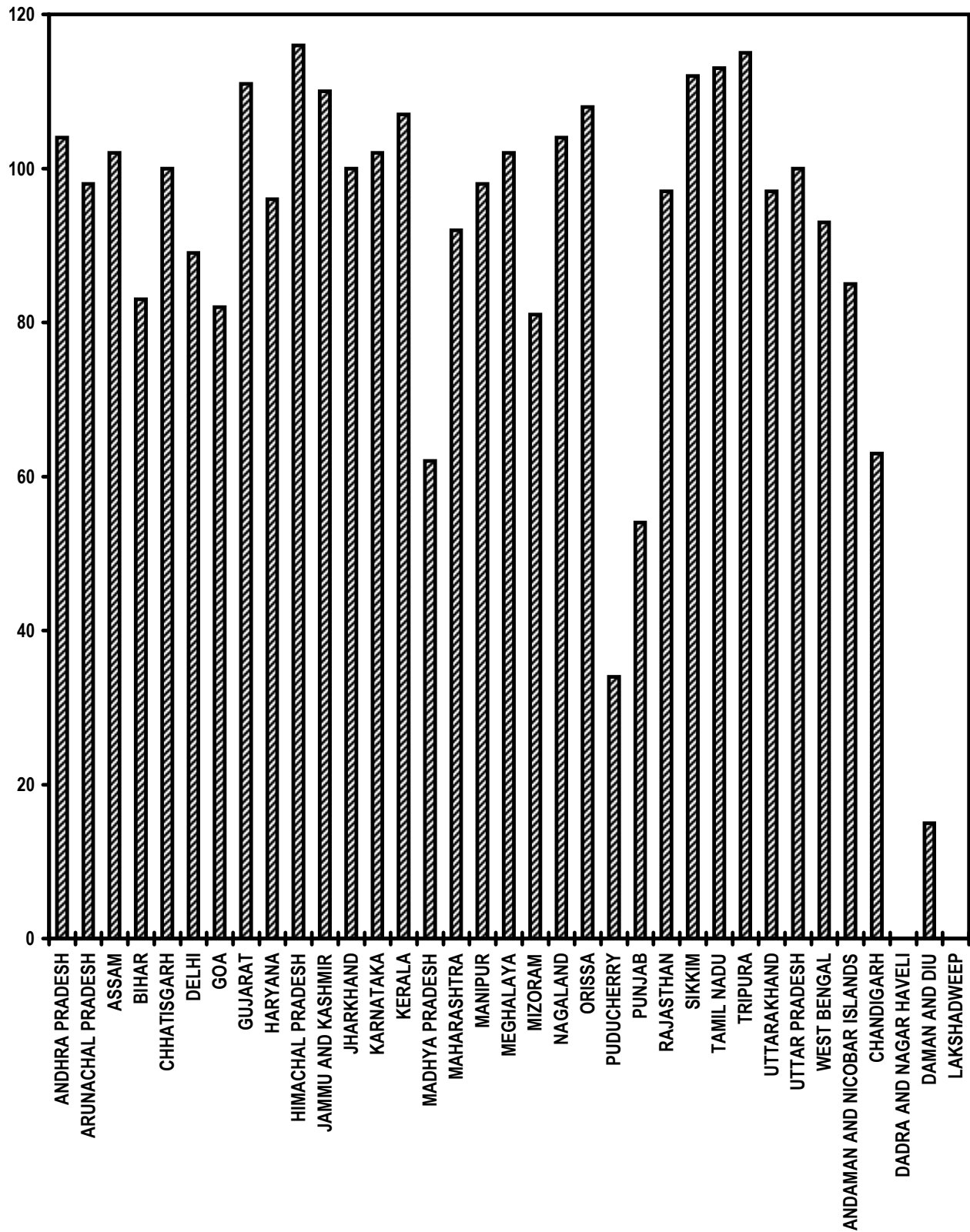


Table - 6(B)

Food Security (Antodaya Anna Yojana)

Sl. No.	State/UT Name	Allocation of Food Grains (Tonnes)		Percentage of offtake w.r.t. Allocation of Food Grains
		April,2008- July,2008	Off take April,2008- July,2008	
(1)	(2)	(3)	(4)	(5)
1	ANDHRA PRADESH	2,18,096	2,27,085	104
2	ARUNACHAL PRADESH	5,324	5,223	98
3	ASSAM	98,564	1,00,933	102
4	BIHAR	3,39,996	2,82,864	83
5	CHHATISGARH	1,00,648	1,00,648	100
6	DELHI	21,028	18,610	89
7	GOA	2,036	1,667	82
8	GUJARAT	1,13,360	1,25,954	111
9	HARYANA	40,940	39,468	96
10	HIMACHAL PRADESH	27,580	31,899	116
11	JAMMU AND KASHMIR	35,796	39,463	110
12	JHARKHAND	1,28,512	1,27,952	100
13	KARNATAKA	1,67,964	1,70,623	102
14	KERALA	83,420	88,884	107
15	MADHYA PRADESH	2,21,420	1,37,785	62
16	MAHARASHTRA	3,44,960	3,16,330	92
17	MANIPUR	8,908	8,764	98
18	MEGHALAYA	9,828	10,046	102
19	MIZORAM	3,640	2,940	81
20	NAGALAND	6,656	6,955	104
21	ORISSA	1,77,040	1,90,778	108
22	PUDUCHERRY	4,516	1,547	34
23	PUNJAB	25,120	13,492	54
24	RAJASTHAN	1,30,496	1,26,957	97
25	SIKKIM	2,312	2,584	112
26	TAMIL NADU	2,61,048	2,94,430	113
27	TRIPURA	15,840	18,236	115
28	UTTARAKHAND	21,172	20,445	97
29	UTTAR PRADESH	5,73,160	5,75,245	100
30	WEST BENGAL	2,07,228	1,91,797	93
31	ANDAMAN AND NICOBAR ISLANDS	600	512	85
32	CHANDIGARH	296	185	62
33	DADRA AND NAGAR HAVELI	732	0	0
34	DAMAN AND DIU	212	31	15
35	LAKSHADWEEP	164	0	0
Grand Total		33,98,612	32,80,332	97

Very Good:(90% or above of targets)

ANDHRA PRADESH, ARUNACHAL PRADESH, ASSAM, CHHATISGARH, GUJARAT, HARYANA, HIMACHAL PRADESH, JAMMU AND KASHMIR, JHARKHAND, KARNATAKA, KERALA, MAHARASHTRA, MANIPUR, MEGHALAYA, NAGALAND, ORISSA, RAJASTHAN, SIKKIM, TAMIL NADU, TRIPURA, UTTARAKHAND, UTTAR PRADESH, WEST BENGAL

Good:(Between 80% to 90% targets)

BIHAR, DELHI, GOA, MIZORAM, ANDAMAN AND NICOBAR ISLANDS

Poor:(Below 80% of targets)

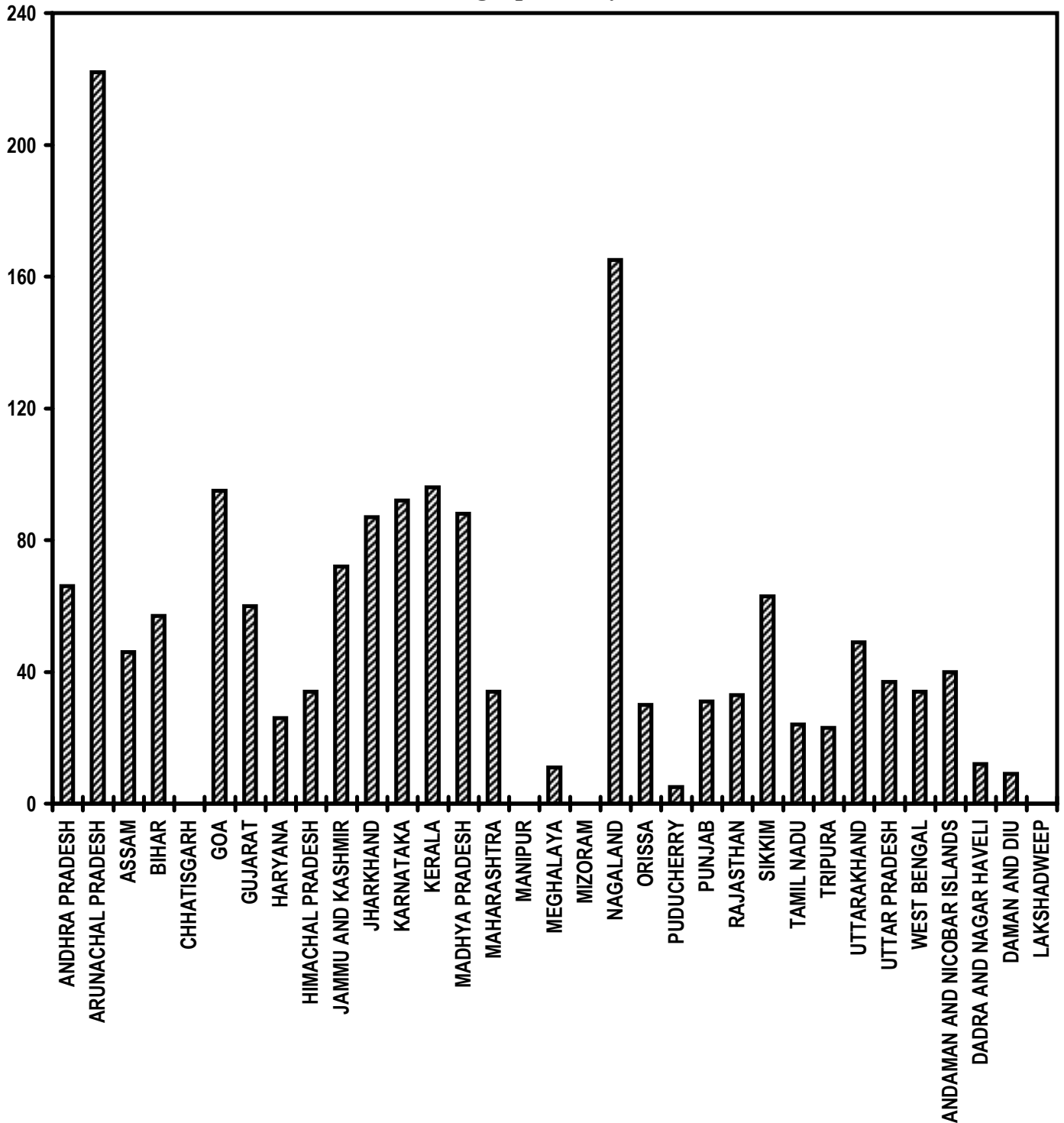
MADHYA PRADESH, PUDUCHERRY, PUNJAB, CHANDIGARH, DADRA AND NAGAR HAVELI, DAMAN AND DIU, LAKSHADWEEP

Rural Housing - Indira Awaas Yojana

Houses constructed

% Achievement of Target

During April- July, 2008



States

Table - 7

Rural Housing - Indira Awaas Yojana
Houses constructed
(Unit: Number)

Sl. No.	State/UT Name	Target		Achievement	Percent
		2008-2009	April,2008- July,2008	April,2008- July,2008	Achievement April,2008- July,2008
(1)	(2)	(3)	(4)	(5)	(5)/(4)
1	ANDHRA PRADESH	1,92,132	64,044	42,455	66
2	ARUNACHAL PRADESH	6,770	2,256	5,016	222
3	ASSAM	1,49,699	49,900	23,053	46
4	BIHAR	5,67,125	1,89,040	1,07,280	57
5	CHHATISGARH	29,712	9,904	0	0
6	GOA	1,183	392	372	95
7	GUJARAT	94,226	31,408	18,896	60
8	HARYANA	13,229	4,408	1,125	26
9	HIMACHAL PRADESH	4,242	1,412	480	34
10	JAMMU AND KASHMIR	13,176	4,392	3,182	72
11	JHARKHAND	50,585	16,860	14,699	87
12	KARNATAKA	74,023	24,676	22,708	92
13	KERALA	41,164	13,720	13,140	96
14	MADHYA PRADESH	59,091	19,696	17,366	88
15	MAHARASHTRA	1,15,869	38,624	13,094	34
16	MANIPUR	5,877	1,960	5	0
17	MEGHALAYA	10,235	3,412	364	11
18	MIZORAM	2,181	724	0	0
19	NAGALAND	6,773	2,256	3,728	165
20	ORISSA	1,11,422	37,140	11,151	30
21	PUDUCHERRY	910	304	15	5
22	PUNJAB	16,361	5,452	1,670	31
23	RAJASTHAN	47,350	15,784	5,179	33
24	SIKKIM	1,295	432	271	63
25	TAMIL NADU	76,925	25,640	6,157	24
26	TRIPURA	13,187	4,396	1,010	23
27	UTTARAKHAND	11,610	3,868	1,895	49
28	UTTAR PRADESH	2,54,729	84,908	31,359	37
29	WEST BENGAL	1,53,697	51,232	17,437	34
30	ANDAMAN AND NICOBAR ISLANDS	1,828	608	246	40
31	DADRA AND NAGAR HAVELI	305	100	12	12
32	DAMAN AND DIU	136	44	4	9
33	LAKSHADWEEP	118	40	0	0
Grand Total		21,27,165	7,09,032	3,63,369	51

Very Good:(90% or above of targets)

ARUNACHAL PRADESH, GOA, KARNATAKA, KERALA, NAGALAND

Good:(Between 80% to 90% targets)

JHARKHAND, MADHYA PRADESH

Poor:(Below 80% of targets)

ANDHRA PRADESH, ASSAM, BIHAR, CHHATISGARH, GUJARAT, HARYANA, HIMACHAL PRADESH, JAMMU AND KASHMIR, MAHARASHTRA, MANIPUR, MEGHALAYA, MIZORAM, ORISSA, PUDUCHERRY, PUNJAB, RAJASTHAN, SIKKIM, TAMIL NADU, TRIPURA, UTTARAKHAND, UTTAR PRADESH, WEST BENGAL, ANDAMAN AND NICOBAR ISLANDS, DADRA AND NAGAR HAVELI, DAMAN AND DIU, LAKSHADWEEP

EWS/LIG Houses in Urban Areas

Houses constructed

% Achievement of Target

During April- July, 2008

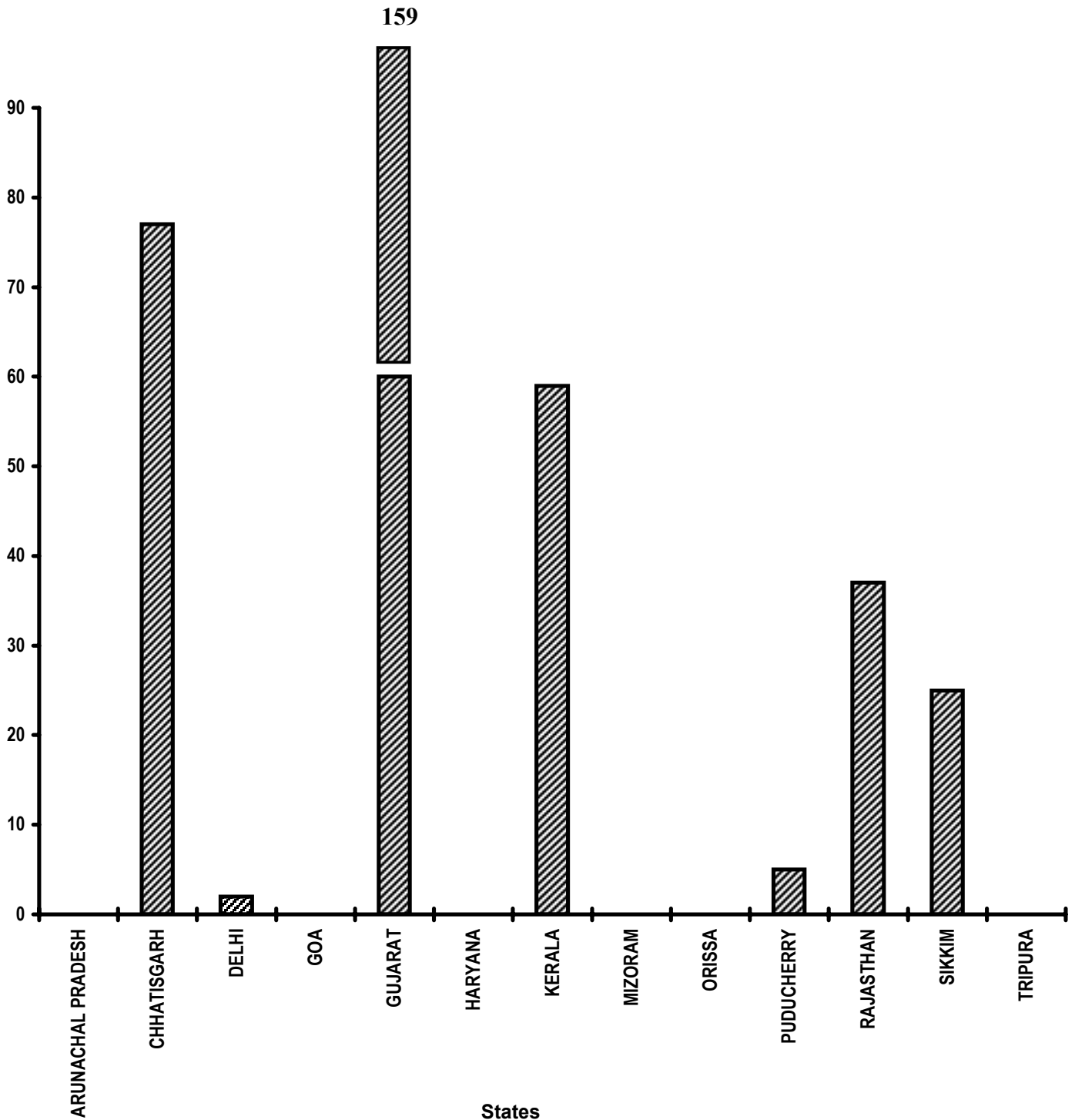


Table - 8

EWS/LIG Houses in Urban Areas
Houses constructed
(Unit: Number)

Sl. No.	State/UT Name	Target		Achievement	Percent Achievement
		2008-2009	April,2008- July,2008	April,2008- July,2008	April,2008- July,2008
(1)	(2)	(3)	(4)	(5)	(5)/(4)
1	ARUNACHAL PRADESH	488	160	0	0
2	CHHATISGARH	6,393	2,128	1,640	77
3	DELHI	80,000	26,664	410	2
4	GOA	130	42	0	0
5	GUJARAT	500	164	260	159
6	HARYANA	166	54	0	0
7	KERALA	2,200	732	432	59
8	MIZORAM	1,512	504	0	0
9	ORISSA	150	48	0	0
10	PUDUCHERRY	233	76	4	5
11	RAJASTHAN	2,288	760	280	37
12	SIKKIM	30	8	2	25
13	TRIPURA	456	152	0	0
<i>Grand Total</i>		94,546	31,492	3,028	10

Very Good:(90% or above of targets)

GUJARAT

Poor:(Below 80% of targets)

ARUNACHAL PRADESH, CHHATISGARH, DELHI, GOA, HARYANA, KERALA, MIZORAM, ORISSA, PUDUCHERRY, RAJASTHAN, SIKKIM, TRIPURA

Rural Areas - Accelerated Rural Water Supply Programme

Habitations covered (NC and PC)

% Achievement of Target
During April- July, 2008

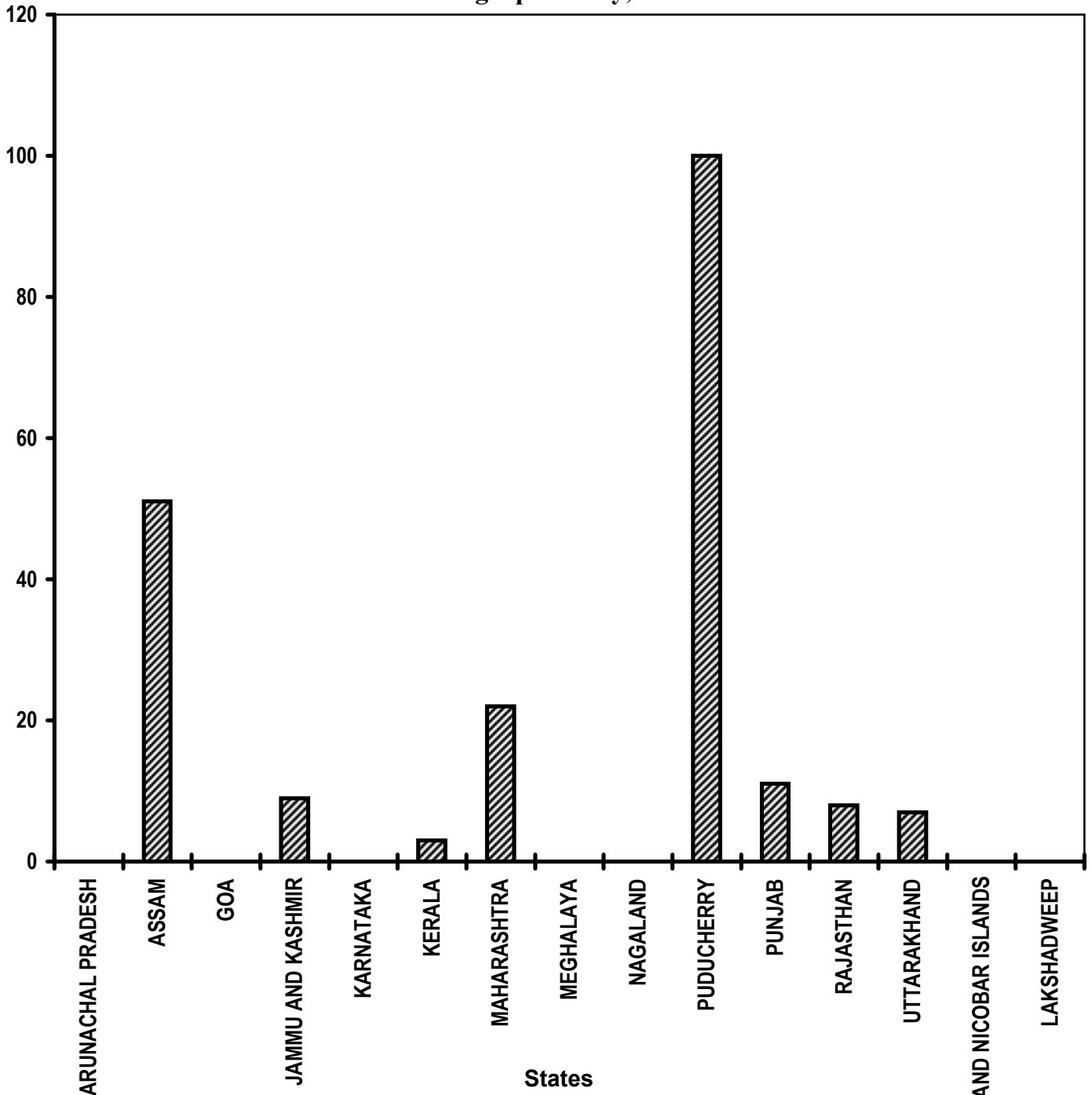


Table - 9(A)

Rural Areas - Accelerated Rural Water Supply Programme
Habitations covered (NC and PC)
(Unit: Number)

Sl. No.	State/UT Name	Target		Achievement	Percent Achievement
		2008-2009	April,2008- July,2008	April,2008- July,2008	April,2008- July,2008
(1)	(2)	(3)	(4)	(5)	(5)/(4)
1	ARUNACHAL PRADESH	65	20	0	0
2	ASSAM	273	89	45	51
3	GOA	3	-	0	-
4	JAMMU AND KASHMIR	1,785	592	51	9
5	KARNATAKA	453	149	0	0
6	KERALA	4,112	1,368	46	3
7	MAHARASHTRA	8,632	2,876	635	22
8	MEGHALAYA	14	4	0	0
9	NAGALAND	61	20	0	0
10	PUDUCHERRY	10	2	2	100
11	PUNJAB	342	112	12	11
12	RAJASTHAN	869	288	22	8
13	UTTARAKHAND	137	44	3	7
14	ANDAMAN AND NICOBAR ISLANDS	8	-	0	-
15	LAKSHADWEEP	10	2	0	0
Grand Total		16,774	5,566	816	15

Very Good:(90% or above of targets)

PUDUCHERRY

Poor:(Below 80% of targets)

ARUNACHAL PRADESH, ASSAM, JAMMU AND KASHMIR, KARNATAKA, KERALA, MAHARASHTRA, MEGHALAYA, NAGALAND, PUNJAB, RAJASTHAN, UTTARAKHAND, LAKSHADWEEP

Rural Areas - Accelerated Rural Water Supply Programme

Slipped back habitations and habitations with water quality problems covered

% Achievement of Target
During April- July, 2008

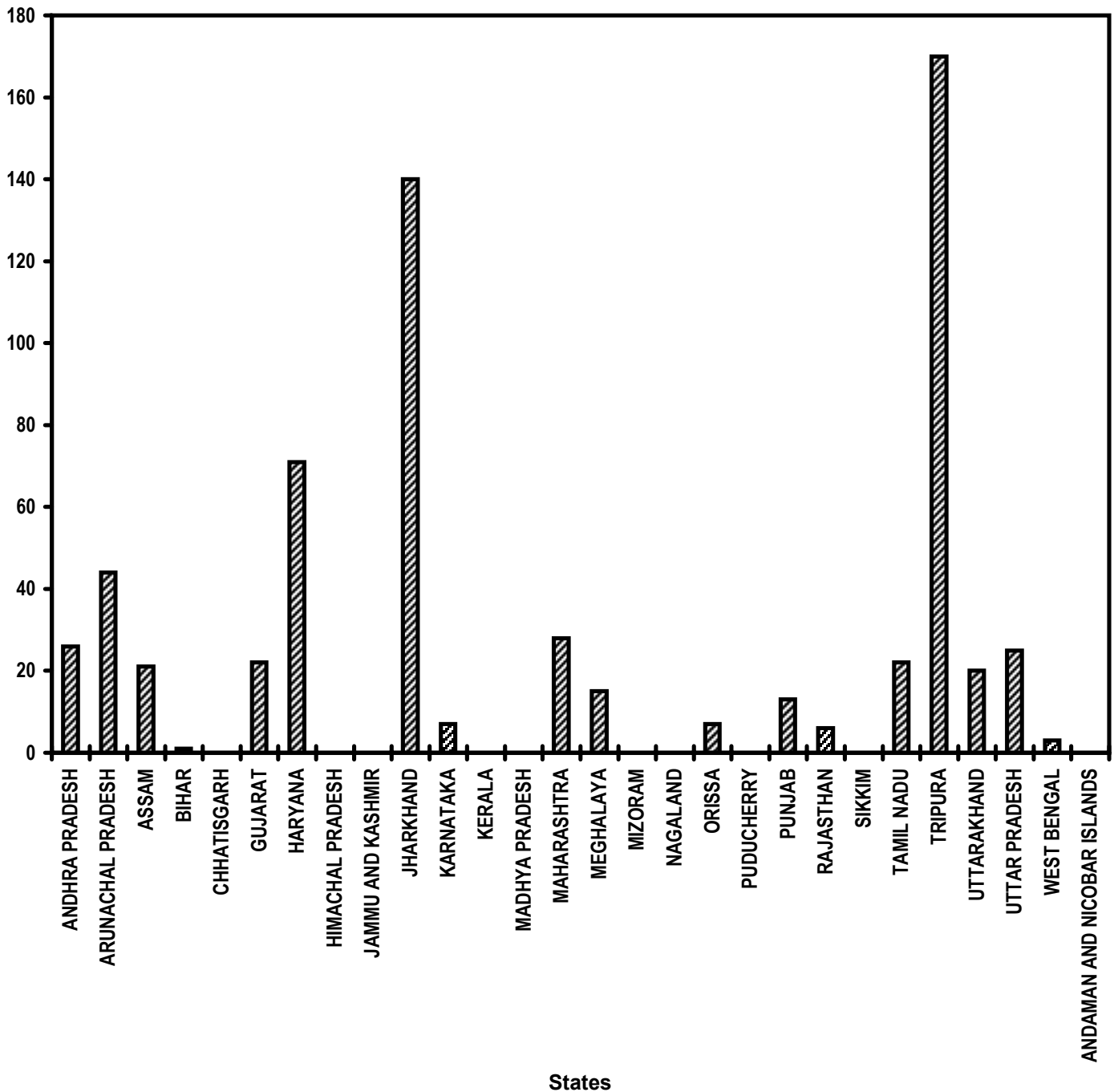


Table - 9(B)

Rural Areas - Accelerated Rural Water Supply Programme
Slipped back habitations and habitations with water quality problems covered
(Unit: Number)

Sl. No.	State/UT Name	Target		Achievement	Percent Achievement
		2008-2009	April,2008- July,2008	April,2008- July,2008	April,2008- July,2008
(1)	(2)	(3)	(4)	(5)	(5)/(4)
1	ANDHRA PRADESH	15,889	5,296	1,403	26
2	ARUNACHAL PRADESH	2,390	796	353	44
3	ASSAM	22,826	7,608	1,611	21
4	BIHAR	39,956	13,316	105	1
5	CHHATISGARH	4,408	1,468	0	0
6	GUJARAT	4,232	1,408	309	22
7	HARYANA	635	211	150	71
8	HIMACHAL PRADESH	5,184	1,728	0	0
9	JAMMU AND KASHMIR	2,919	972	0	0
10	JHARKHAND	7,170	2,388	3,342	140
11	KARNATAKA	12,497	4,164	276	7
12	KERALA	484	160	0	0
13	MADHYA PRADESH	3,718	1,236	0	0
14	MAHARASHTRA	11,245	3,748	1,056	28
15	MEGHALAYA	1,867	620	91	15
16	MIZORAM	306	100	0	0
17	NAGALAND	109	36	0	0
18	ORISSA	16,492	5,496	358	7
19	PUDUCHERRY	18	4	0	0
20	PUNJAB	4,591	1,528	202	13
21	RAJASTHAN	24,785	8,260	481	6
22	SIKKIM	300	100	0	0
23	TAMIL NADU	4,602	1,532	334	22
24	TRIPURA	138	44	75	170
25	UTTARAKHAND	3,197	1,064	212	20
26	UTTAR PRADESH	1,639	544	135	25
27	WEST BENGAL	11,460	3,820	125	3
28	ANDAMAN AND NICOBAR ISLANDS	34	10	0	0
Grand Total		2,03,091	67,657	10,618	16

Very Good:(90% or above of targets)

JHARKHAND, TRIPURA

Poor:(Below 80% of targets)

ANDHRA PRADESH, ARUNACHAL PRADESH, ASSAM, BIHAR, CHHATISGARH, GUJARAT, HARYANA, HIMACHAL PRADESH, JAMMU AND KASHMIR, KARNATAKA, KERALA, MADHYA PRADESH, MAHARASHTRA, MEGHALAYA, MIZORAM, NAGALAND, ORISSA, PUDUCHERRY, PUNJAB, RAJASTHAN, SIKKIM, TAMIL NADU, UTTARAKHAND, UTTAR PRADESH, WEST BENGAL, ANDAMAN AND NICOBAR ISLANDS

Table - 10

**Sanitation Programme in Rural Areas
(Unit: Number)**

Sl. No.	State/UT Name	Individual Household latrines constructed (Number) April,2008-July,2008
(1)	(2)	(3)
1	ANDHRA PRADESH	81,275
2	ARUNACHAL PRADESH	1,391
3	ASSAM	40,278
4	BIHAR	2,16,041
5	CHHATISGARH	78,380
6	DELHI	0
7	GOA	10,480
8	GUJARAT	1,96,024
9	HARYANA	1,45,141
10	HIMACHAL PRADESH	1,01,596
11	JAMMU AND KASHMIR	3,835
12	JHARKHAND	84,711
13	KARNATAKA	1,39,252
14	KERALA	23,406
15	MADHYA PRADESH	4,54,640
16	MAHARASHTRA	3,22,934
17	MANIPUR	721
18	MEGHALAYA	5,147
19	MIZORAM	4,049
20	NAGALAND	2,369
21	ORISSA	1,36,431
22	PUDUCHERRY	0
23	PUNJAB	2,47,990
24	RAJASTHAN	2,19,986
25	SIKKIM	3,389
26	TAMIL NADU	1,84,304
27	TRIPURA	15,912
28	UTTARAKHAND	21,281
29	UTTAR PRADESH	6,91,946
30	WEST BENGAL	1,34,149
31	ANDAMAN AND NICOBAR ISLANDS	0
32	CHANDIGARH	0
33	DADRA AND NAGAR HAVELI	0
34	DAMAN AND DIU	0
35	LAKSHADWEEP	0
Grand Total		35,67,058

Table - 11

Institutional Delivery
(Unit: Number)

Sl. No.	State/UT Name	Delivery in institutions (Number) April,2008- July,2008
(1)	(2)	(3)
1	ANDHRA PRADESH	3,93,529
2	ARUNACHAL PRADESH	2,140
3	ASSAM	87,558
4	BIHAR	80,950
5	CHHATISGARH	23,712
6	DELHI	53,441
7	GOA	8,086
8	GUJARAT	2,82,799
9	HARYANA	1,91,735
10	HIMACHAL PRADESH	18,072
11	JAMMU AND KASHMIR	40,254
12	JHARKHAND	54,290
13	KARNATAKA	1,99,859
14	KERALA	1,61,678
15	MADHYA PRADESH	3,77,908
16	MAHARASHTRA	3,84,471
17	MANIPUR	2,996
18	MEGHALAYA	4,370
19	MIZORAM	0
20	NAGALAND	0
21	ORISSA	1,65,786
22	PUDUCHERRY	13,882
23	PUNJAB	65,586
24	RAJASTHAN	2,95,577
25	SIKKIM	1,835
26	TAMIL NADU	3,45,095
27	TRIPURA	10,250
28	UTTARAKHAND	20,439
29	UTTAR PRADESH	3,95,313
30	WEST BENGAL	1,95,095
31	ANDAMAN AND NICOBAR ISLANDS	1,190
32	CHANDIGARH	3,919
33	DADRA AND NAGAR HAVELI	0
34	DAMAN AND DIU	699
35	LAKSHADWEEP	208
Grand Total		38,82,722

SC Families Assisted

% Achievement of Target
During April- July, 2008

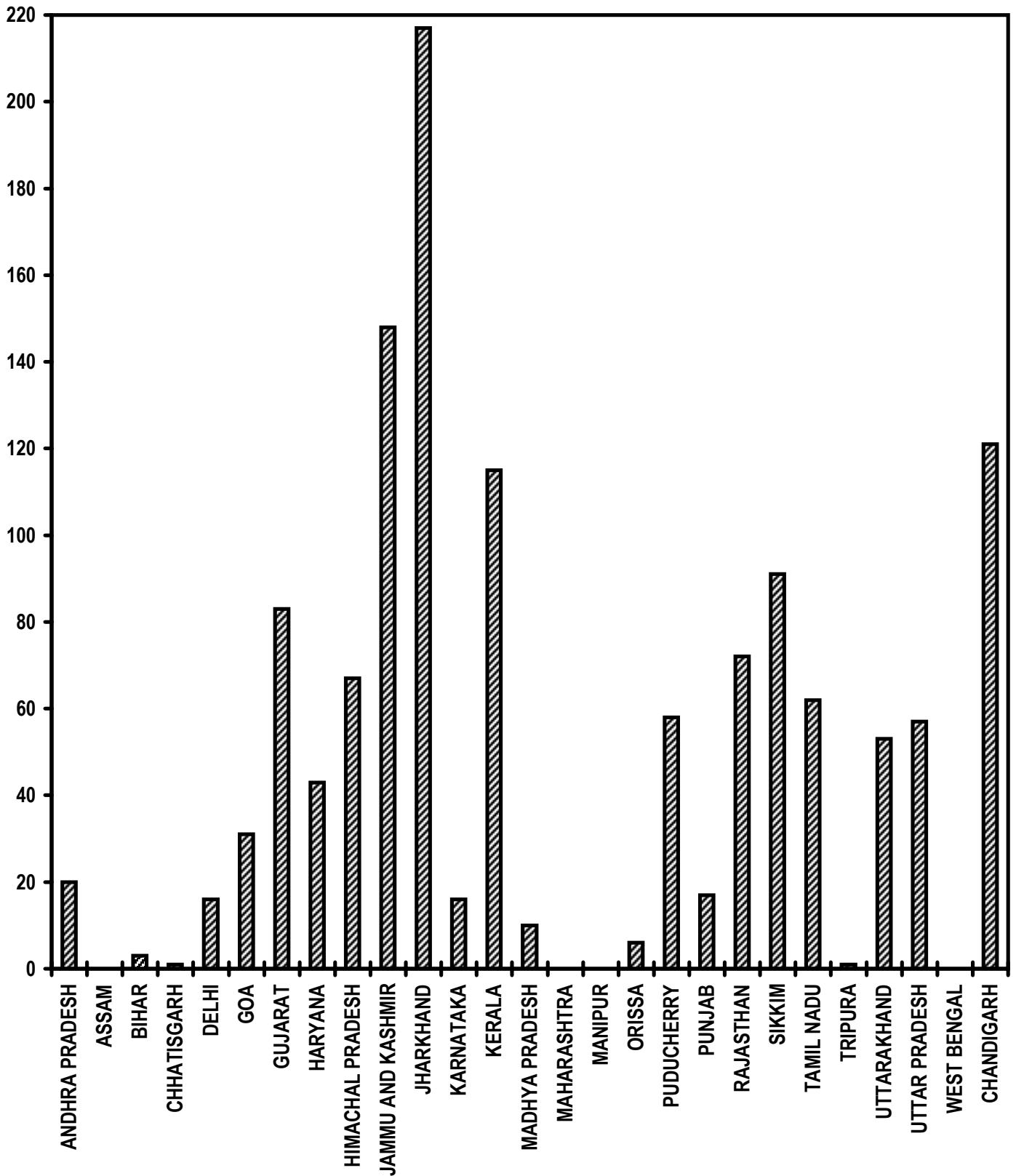


Table - 12

**SC Families Assisted
(Unit: Number)**

Sl. No.	State/UT Name	Target		Achievement	Percent
		2008-2009	April,2008- July,2008	April,2008- July,2008	Achievement April,2008- July,2008
(1)	(2)	(3)	(4)	(5)	(5)/(4)
1	ANDHRA PRADESH	4,50,000	1,50,000	29,330	20
2	ASSAM	44,000	14,664	0	0
3	BIHAR	2,55,000	85,000	2,209	3
4	CHHATISGARH	3,75,000	1,25,000	828	1
5	DELHI	5,000	1,664	265	16
6	GOA	550	180	56	31
7	GUJARAT	1,40,000	46,664	38,829	83
8	HARYANA	88,500	29,500	12,724	43
9	HIMACHAL PRADESH	58,000	19,332	13,031	67
10	JAMMU AND KASHMIR	1,100	364	537	148
11	JHARKHAND	5,50,000	1,83,332	3,98,262	217
12	KARNATAKA	5,00,000	1,66,664	26,718	16
13	KERALA	33,000	11,000	12,688	115
14	MADHYA PRADESH	2,43,000	81,000	7,869	10
15	MAHARASHTRA	1,54,000	51,332	0	0
16	MANIPUR	550	180	0	0
17	ORISSA	72,600	24,200	1,528	6
18	PUDUCHERRY	5,000	1,664	967	58
19	PUNJAB	88,000	29,332	5,058	17
20	RAJASTHAN	4,12,000	1,37,332	98,466	72
21	SIKKIM	2,200	732	665	91
22	TAMIL NADU	9,00,000	3,00,000	1,87,415	62
23	TRIPURA	22,000	7,332	56	1
24	UTTARAKHAND	7,000	2,332	1,240	53
25	UTTAR PRADESH	2,57,000	85,664	48,764	57
26	WEST BENGAL	1,10,000	36,664	147	0
27	CHANDIGARH	700	232	280	121
Grand Total		47,74,200	15,91,360	8,87,932	56

Very Good:(90% or above of targets)

JAMMU AND KASHMIR, JHARKHAND, KERALA, SIKKIM, CHANDIGARH

Good:(Between 80% to 90% targets)

GUJARAT

Poor:(Below 80% of targets)

ANDHRA PRADESH, ASSAM, BIHAR, CHHATISGARH, DELHI, GOA, HARYANA, HIMACHAL PRADESH, KARNATAKA, MADHYA PRADESH, MAHARASHTRA, MANIPUR, ORISSA, PUDUCHERRY, PUNJAB, RAJASTHAN, TAMIL NADU, TRIPURA, UTTARAKHAND, UTTAR PRADESH, WEST BENGAL

* Since the target for 2008-09 have not been received from the concerned Nodal Ministry, the target for the year 2007-08 has been repeated.

Table - 13

**ST Families Assisted
(Unit: Number)**

Sl. No.	State/UT Name	Target		Achievement	Percent
		2008-2009	April,2008- July,2008	April,2008- July,2008	Achievement April,2008- July,2008
(1)	(2)	(3)	(4)	(5)	(5)/(4)
1	ANDHRA PRADESH	-	-	65,668	-
2	ARUNACHAL PRADESH	-	-	0	-
3	ASSAM	-	-	4	-
4	BIHAR	-	-	229	-
5	CHHATISGARH	-	-	24,583	-
6	DELHI	-	-	0	-
7	GOA	-	-	247	-
8	GUJARAT	-	-	38,187	-
9	HARYANA	-	-	0	-
10	HIMACHAL PRADESH	-	-	3,331	-
11	JAMMU AND KASHMIR	-	-	3,118	-
12	JHARKHAND	-	-	4,78,248	-
13	KARNATAKA	-	-	2,959	-
14	KERALA	-	-	90	-
15	MADHYA PRADESH	-	-	12,624	-
16	MAHARASHTRA	-	-	2,00,000	-
17	MANIPUR	-	-	0	-
18	MEGHALAYA	-	-	0	-
19	MIZORAM	-	-	0	-
20	NAGALAND	-	-	0	-
21	ORISSA	-	-	8,467	-
22	PUDUCHERRY	-	-	0	-
23	PUNJAB	-	-	0	-
24	RAJASTHAN	-	-	17,581	-
25	SIKKIM	-	-	1,193	-
26	TAMIL NADU	-	-	6,227	-
27	TRIPURA	-	-	0	-
28	UTTARAKHAND	-	-	287	-
29	UTTAR PRADESH	-	-	226	-
30	WEST BENGAL	-	-	1,595	-
31	ANDAMAN AND NICOBAR ISLANDS	-	-	131	-
32	CHANDIGARH	-	-	0	-
33	DADRA AND NAGAR HAVELI	-	-	0	-
34	DAMAN AND DIU	-	-	0	-
35	LAKSHADWEEP	-	-	0	-
<i>Grand Total</i>		-	-	8,64,995	-

Universalization of ICDS Scheme

ICDS Blocks Operational (Cumulative)

% Achievement of Target
During April- July, 2008

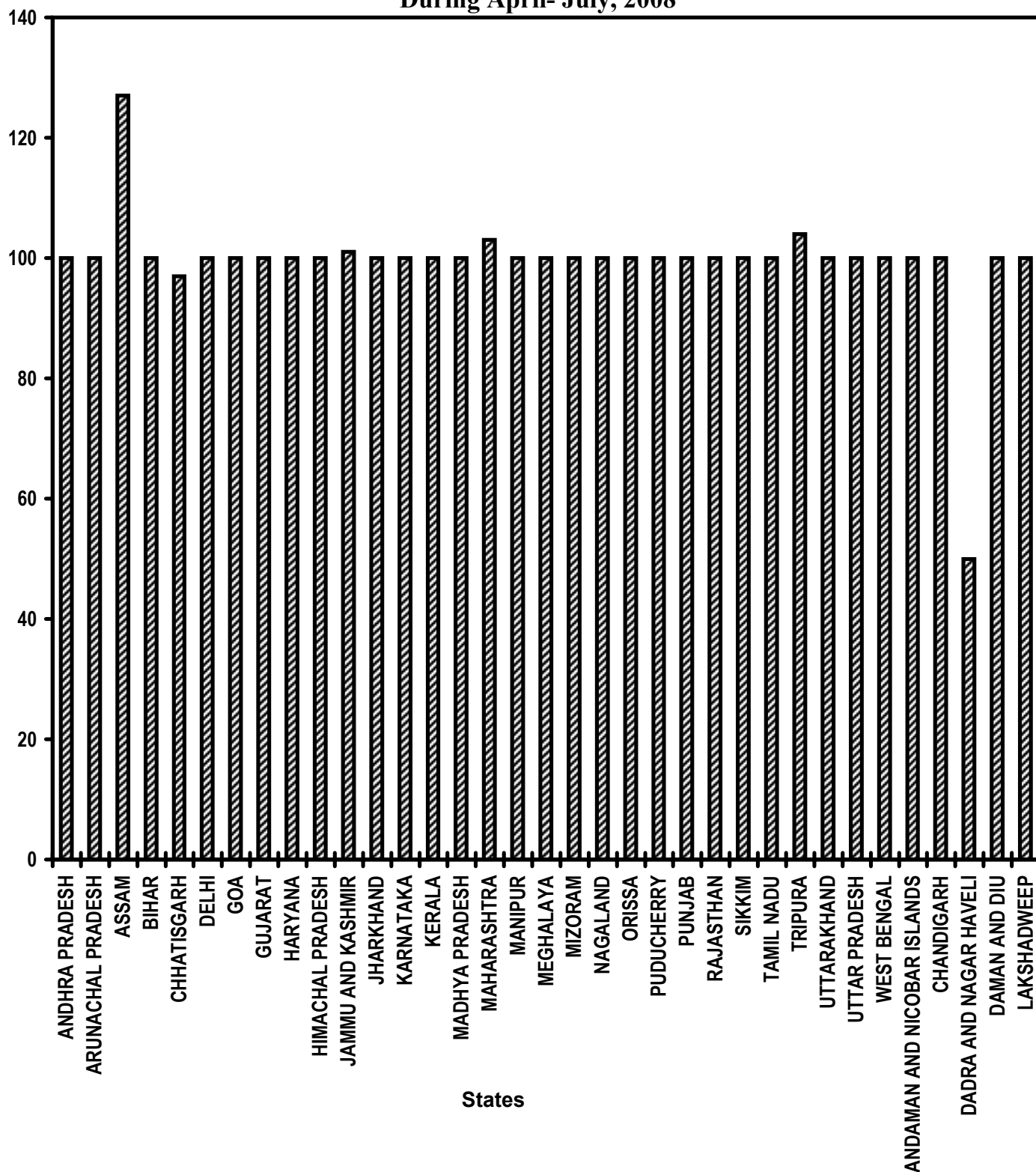


Table - 14

Universalization of ICDS Scheme
ICDS Blocks Operational (Cumulative)
(Unit: Number)

Sl. No.	State/UT Name	Target		Achievement	Percent Achievement
		2008-2009	April,2008- July,2008	April,2008- July,2008	April,2008- July,2008
(1)	(2)	(3)	(4)	(5)	(5)/(4)
1	ANDHRA PRADESH	385	385	385	100
2	ARUNACHAL PRADESH	85	85	85	100
3	ASSAM	223	223	284	127
4	BIHAR	545	545	544	100
5	CHHATISGARH	163	163	158	97
6	DELHI	50	50	50	100
7	GOA	11	11	11	100
8	GUJARAT	260	260	260	100
9	HARYANA	137	137	137	100
10	HIMACHAL PRADESH	76	76	76	100
11	JAMMU AND KASHMIR	140	140	141	101
12	JHARKHAND	204	204	204	100
13	KARNATAKA	185	185	185	100
14	KERALA	163	163	163	100
15	MADHYA PRADESH	367	367	367	100
16	MAHARASHTRA	451	451	466	103
17	MANIPUR	38	38	38	100
18	MEGHALAYA	41	41	41	100
19	MIZORAM	23	23	23	100
20	NAGALAND	56	56	56	100
21	ORISSA	326	326	326	100
22	PUDUCHERRY	5	5	5	100
23	PUNJAB	148	148	148	100
24	RAJASTHAN	278	278	278	100
25	SIKKIM	11	11	11	100
26	TAMIL NADU	434	434	434	100
27	TRIPURA	54	54	56	104
28	UTTARAKHAND	99	99	99	100
29	UTTAR PRADESH	897	897	898	100
30	WEST BENGAL	416	416	414	100
31	ANDAMAN AND NICOBAR ISLANDS	5	5	5	100
32	CHANDIGARH	3	3	3	100
33	DADRA AND NAGAR HAVELI	2	2	1	50
34	DAMAN AND DIU	2	2	2	100
35	LAKSHADWEEP	1	1	1	100
Grand Total		6,284	6,284	6,355	101

Very Good:(90% or above of targets)

ANDHRA PRADESH, ARUNACHAL PRADESH, ASSAM, BIHAR, CHHATISGARH, DELHI, GOA, GUJARAT, HARYANA, HIMACHAL PRADESH, JAMMU AND KASHMIR, JHARKHAND, KARNATAKA, KERALA, MADHYA PRADESH, MAHARASHTRA, MANIPUR, MEGHALAYA, MIZORAM, NAGALAND, ORISSA, PUDUCHERRY, PUNJAB, RAJASTHAN, SIKKIM, TAMIL NADU, TRIPURA, UTTARAKHAND, UTTAR PRADESH, WEST BENGAL, ANDAMAN AND NICOBAR ISLANDS, CHANDIGARH, DAMAN AND DIU, LAKSHADWEEP

Poor:(Below 80% of targets)

DADRA AND NAGAR HAVELI

Functional Anganwadis

(Cumulative)

% Achievement of Target
During April- July, 2008

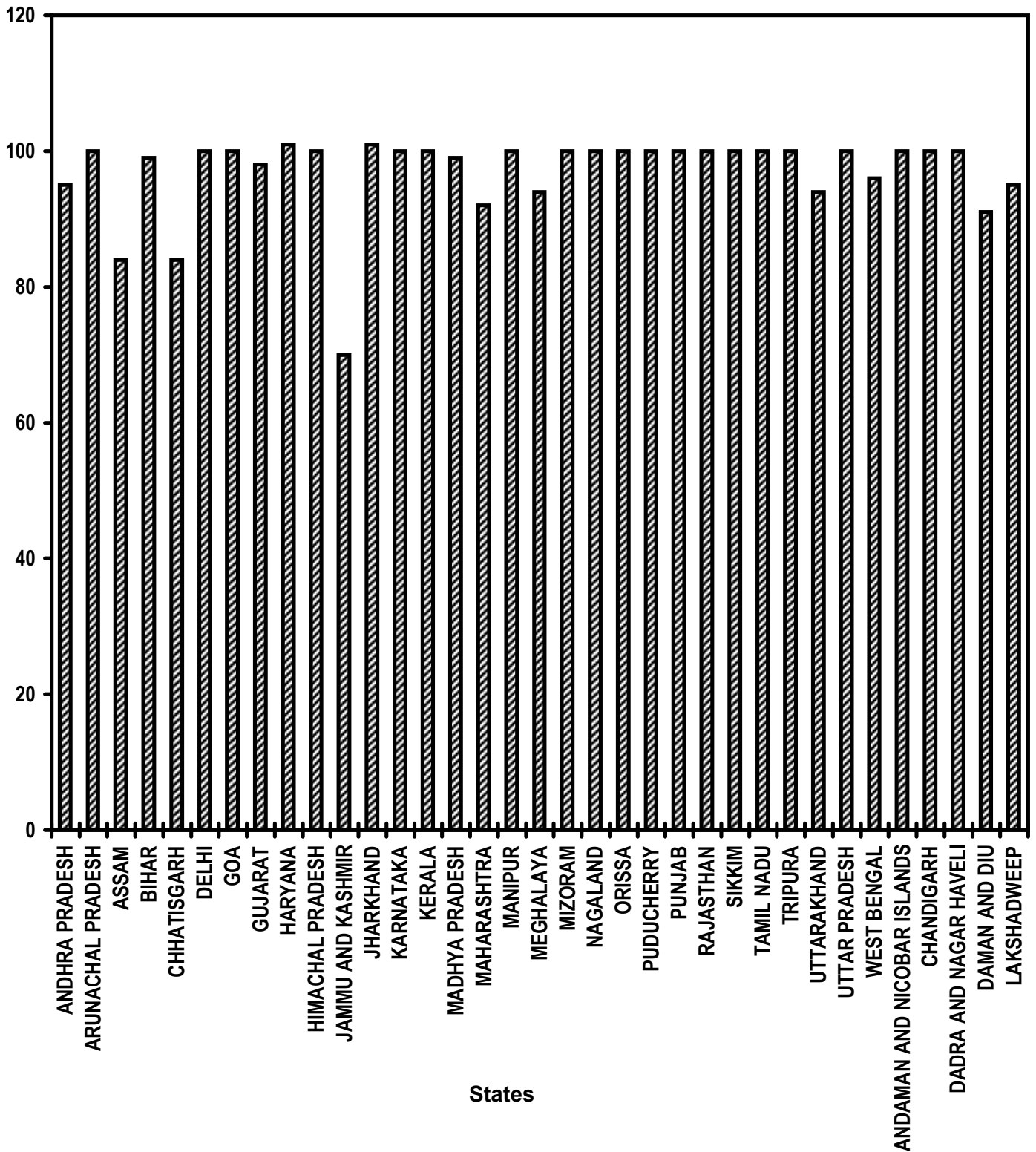


Table - 15

Functional Anganwadis
Anganwadis Functional (Cumulative)
(Unit: Number)

Sl. No.	State/UT Name	Target		Achievement	Percent Achievement
		2008-2009	April,2008- July,2008	April,2008- July,2008	April,2008- July,2008
(1)	(2)	(3)	(4)	(5)	(5)/(4)
1	ANDHRA PRADESH	73,944	73,944	70,184	95
2	ARUNACHAL PRADESH	4,277	4,277	4,277	100
3	ASSAM	37,082	37,082	31,230	84
4	BIHAR	81,088	81,088	80,211	99
5	CHHATISGARH	34,937	34,937	29,401	84
6	DELHI	6,106	6,106	6,106	100
7	GOA	1,112	1,112	1,112	100
8	GUJARAT	44,179	44,179	43,458	98
9	HARYANA	17,192	17,192	17,444	101
10	HIMACHAL PRADESH	18,248	18,248	18,248	100
11	JAMMU AND KASHMIR	25,483	25,483	17,920	70
12	JHARKHAND	32,097	32,097	32,343	101
13	KARNATAKA	54,260	54,260	54,247	100
14	KERALA	32,115	32,115	32,200	100
15	MADHYA PRADESH	69,238	69,238	68,665	99
16	MAHARASHTRA	84,867	84,867	77,687	92
17	MANIPUR	7,621	7,621	7,639	100
18	MEGHALAYA	3,388	3,388	3,194	94
19	MIZORAM	1,682	1,682	1,682	100
20	NAGALAND	3,194	3,194	3,194	100
21	ORISSA	41,697	41,697	41,697	100
22	PUDUCHERRY	688	688	688	100
23	PUNJAB	20,169	20,169	20,169	100
24	RAJASTHAN	48,372	48,372	48,348	100
25	SIKKIM	988	988	988	100
26	TAMIL NADU	47,265	47,265	47,265	100
27	TRIPURA	7,351	7,351	7,355	100
28	UTTARAKHAND	9,664	9,664	9,119	94
29	UTTAR PRADESH	1,50,727	1,50,727	1,50,745	100
30	WEST BENGAL	92,152	92,152	88,456	96
31	ANDAMAN AND NICOBAR ISLANDS	672	672	672	100
32	CHANDIGARH	370	370	370	100
33	DADRA AND NAGAR HAVELI	219	219	219	100
34	DAMAN AND DIU	107	107	97	91
35	LAKSHADWEEP	87	87	83	95
Grand Total		10,52,638	10,52,638	10,16,713	97

Very Good:(90% or above of targets)

ANDHRA PRADESH, ARUNACHAL PRADESH, BIHAR, DELHI, GOA, GUJARAT, HARYANA, HIMACHAL PRADESH, JHARKHAND, KARNATAKA, KERALA, MADHYA PRADESH, MAHARASHTRA, MANIPUR, MEGHALAYA, MIZORAM, NAGALAND, ORISSA, PUDUCHERRY, PUNJAB, RAJASTHAN, SIKKIM, TAMIL NADU, TRIPURA, UTTARAKHAND, UTTAR PRADESH, WEST BENGAL, ANDAMAN AND NICOBAR ISLANDS, CHANDIGARH, DADRA AND NAGAR HAVELI, DAMAN AND DIU, LAKSHADWEEP

Good:(Between 80% to 90% targets)

ASSAM, CHHATISGARH

Poor:(Below 80% of targets)

JAMMU AND KASHMIR

Table - 16

**No. of Urban poor families assisted under Seven Point Charter
Poor Families Assisted
(Unit: Number)**

Sl. No.	State/UT Name	Target		Achievement	Percent Achievement
		2008-2009	April,2008- July,2008	April,2008- July,2008	April,2008- July,2008
(1)	(2)	(3)	(4)	(5)	(5)/(4)
1	ASSAM	250	80	0	0
2	CHHATISGARH	5,000	1,664	5,000	300
3	GUJARAT	4,000	1,332	2,000	150
4	MEGHALAYA	875	292	0	0
5	SIKKIM	1,200	400	295	74
6	TAMIL NADU	20,000	6,664	2,200	33
<i>Grand Total</i>		31,325	10,432	9,495	91

Very Good:(90% or above of targets)

CHHATISGARH, GUJARAT

Poor:(Below 80% of targets)

ASSAM, MEGHALAYA, SIKKIM, TAMIL NADU

Afforestation (Public and Forest Lands)

Area Covered under Plantation

% Achievement of Target

During April- July, 2008

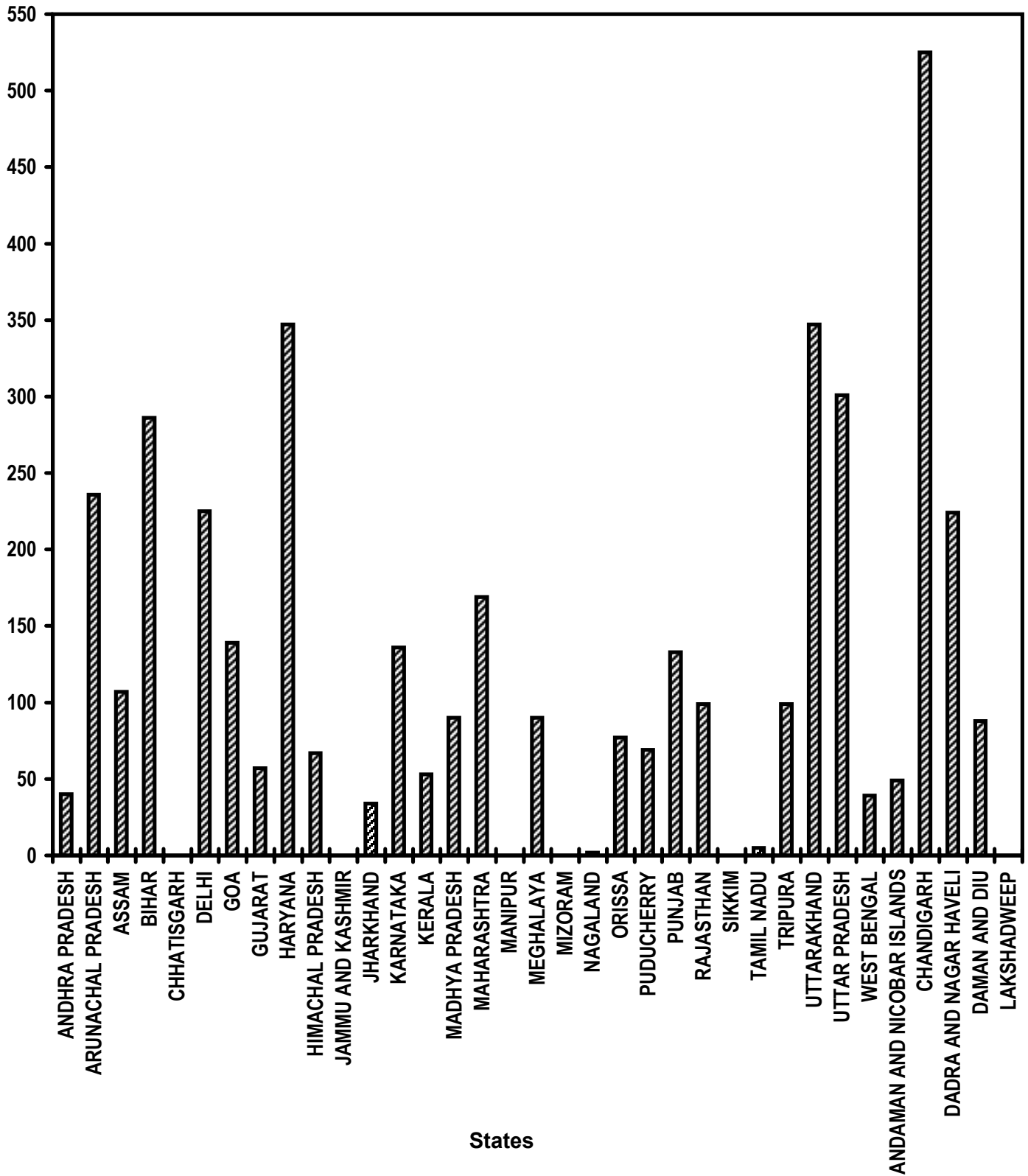


Table - 17(A)

**Afforestation (Public and Forest Lands)
Area Covered under Plantation
(Unit: Hectares)**

Sl. No.	State/UT Name	Target		Achievement	Percent Achievement
		2008-2009	April,2008- July,2008	April,2008- July,2008	April,2008- July,2008
(1)	(2)	(3)	(4)	(5)	(5)/(4)
1	ANDHRA PRADESH	3,00,000	1,00,000	39,978	40
2	ARUNACHAL PRADESH	10,000	3,332	7,878	236
3	ASSAM	18,000	6,000	6,390	106
4	BIHAR	20,000	6,664	19,030	286
5	CHHATISGARH	1,20,000	40,000	0	0
6	DELHI	20	4	9	225
7	GOA	1,000	332	463	139
8	GUJARAT	1,10,000	36,664	20,731	57
9	HARYANA	18,000	6,000	20,794	347
10	HIMACHAL PRADESH	20,000	6,664	4,435	67
11	JAMMU AND KASHMIR	25,000	8,332	0	0
12	JHARKHAND	1,00,000	33,332	11,469	34
13	KARNATAKA	1,00,000	33,332	45,198	136
14	KERALA	15,000	5,000	2,645	53
15	MADHYA PRADESH	2,55,000	85,000	76,500	90
16	MAHARASHTRA	1,10,000	36,664	62,084	169
17	MANIPUR	10,000	3,332	0	0
18	MEGHALAYA	6,200	2,064	1,863	90
19	MIZORAM	10,000	3,332	0	0
20	NAGALAND	26,500	8,832	173	2
21	ORISSA	80,000	26,664	20,416	77
22	PUDUCHERRY	50	16	11	69
23	PUNJAB	15,000	5,000	6,659	133
24	RAJASTHAN	40,000	13,332	13,263	99
25	SIKKIM	12,000	4,000	0	0
26	TAMIL NADU	1,45,000	48,332	2,566	5
27	TRIPURA	16,000	5,332	5,271	99
28	UTTARAKHAND	60,000	20,000	69,302	347
29	UTTAR PRADESH	55,000	18,332	55,134	301
30	WEST BENGAL	72,000	24,000	9,403	39
31	ANDAMAN AND NICOBAR ISLANDS	1,200	400	197	49
32	CHANDIGARH	150	48	252	525
33	DADRA AND NAGAR HAVELI	250	80	179	224
34	DAMAN AND DIU	30	8	7	88
35	LAKSHADWEEP	20	4	0	0
Grand Total		17,71,420	5,90,428	5,02,300	85

Very Good:(90% or above of targets)

ARUNACHAL PRADESH, ASSAM, BIHAR, DELHI, GOA, HARYANA, KARNATAKA, MADHYA PRADESH, MAHARASHTRA, MEGHALAYA, PUNJAB, RAJASTHAN, TRIPURA, UTTARAKHAND, UTTAR PRADESH, CHANDIGARH, DADRA AND NAGAR HAVELI

Good:(Between 80% to 90% targets)

DAMAN AND DIU

Poor:(Below 80% of targets)

ANDHRA PRADESH, CHHATISGARH, GUJARAT, HIMACHAL PRADESH, JAMMU AND KASHMIR, JHARKHAND, KERALA, MANIPUR, MIZORAM, NAGALAND, ORISSA, PUDUCHERRY, SIKKIM, TAMIL NADU, WEST BENGAL, ANDAMAN AND NICOBAR ISLANDS, LAKSHADWEEP

Afforestation (Public and Forest Lands)

Seedlings planted
% Achievement of Target
During April- July, 2008

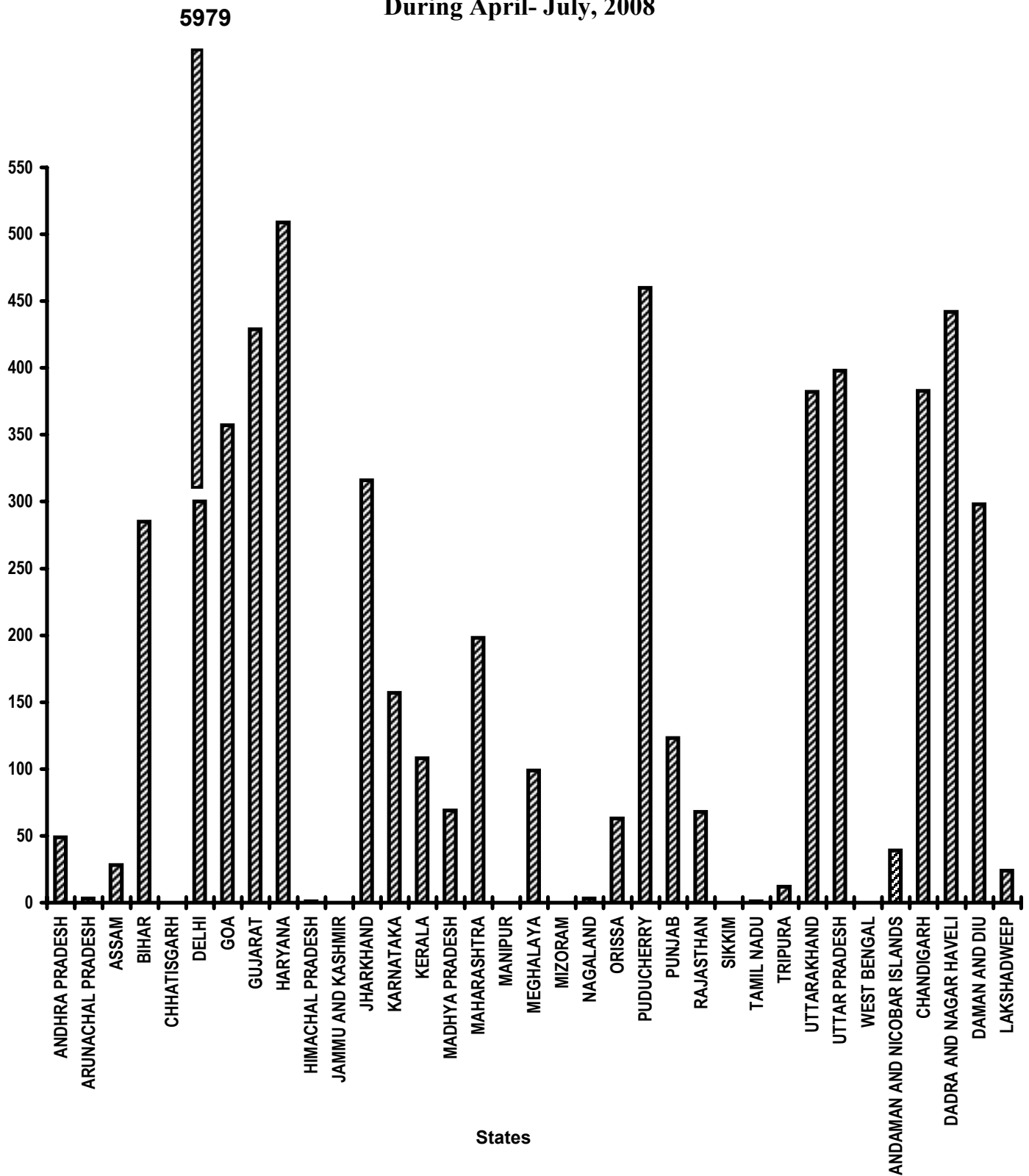


Table - 17(B)

**Afforestation (Public and Forest Lands)
Seedlings planted
(Unit: Number)**

Sl. No.	State/UT Name	Target		Achievement April,2008- July,2008	Percent Achievement April,2008- July,2008
		2008-2009	April,2008- July,2008		
(1)	(2)	(3)	(4)	(5)	(5)/(4)
1	ANDHRA PRADESH	19,50,00,000	6,50,00,000	3,21,19,193	49
2	ARUNACHAL PRADESH	65,00,000	21,66,664	63,695	3
3	ASSAM	1,17,00,000	39,00,000	11,00,000	28
4	BIHAR	1,30,00,000	43,33,332	1,23,69,000	285
5	CHHATISGARH	7,80,00,000	2,60,00,000	0	0
6	DELHI	13,000	4,332	2,59,000	5,979
7	GOA	6,50,000	2,16,664	7,73,000	357
8	GUJARAT	7,15,00,000	2,38,33,332	10,23,03,000	429
9	HARYANA	1,17,00,000	39,00,000	1,98,70,000	509
10	HIMACHAL PRADESH	1,30,00,000	43,33,332	23,000	1
11	JAMMU AND KASHMIR	1,62,50,000	54,16,664	0	0
12	JHARKHAND	6,50,00,000	2,16,66,664	6,84,71,757	316
13	KARNATAKA	6,50,00,000	2,16,66,664	3,40,98,400	157
14	KERALA	97,50,000	32,50,000	34,95,964	108
15	MADHYA PRADESH	16,57,50,000	5,52,50,000	3,83,53,848	69
16	MAHARASHTRA	7,15,00,000	2,38,33,332	4,71,16,000	198
17	MANIPUR	65,00,000	21,66,664	0	0
18	MEGHALAYA	40,30,000	13,43,332	13,23,671	99
19	MIZORAM	65,00,000	21,66,664	0	0
20	NAGALAND	1,72,25,000	57,41,664	2,00,000	3
21	ORISSA	5,20,00,000	1,73,33,332	1,09,06,900	63
22	PUDUCHERRY	33,000	11,000	50,550	460
23	PUNJAB	97,50,000	32,50,000	40,12,000	123
24	RAJASTHAN	2,60,00,000	86,66,664	58,50,000	68
25	SIKKIM	78,00,000	26,00,000	0	0
26	TAMIL NADU	9,42,50,000	3,14,16,664	2,93,200	1
27	TRIPURA	1,04,00,000	34,66,664	4,06,000	12
28	UTTARAKHAND	3,90,00,000	1,30,00,000	4,96,56,000	382
29	UTTAR PRADESH	3,57,50,000	1,19,16,664	4,74,34,843	398
30	WEST BENGAL	4,68,00,000	1,56,00,000	0	0
31	ANDAMAN AND NICOBAR ISLANDS	7,80,000	2,60,000	1,01,252	39
32	CHANDIGARH	98,000	32,664	1,25,203	383
33	DADRA AND NAGAR HAVELI	1,63,000	54,332	2,40,000	442
34	DAMAN AND DIU	20,000	6,664	19,874	298
35	LAKSHADWEEP	13,000	4,332	1,040	24
Grand Total		1,15,14,25,000	38,38,08,284	48,10,36,390	125

Very Good:(90% or above of targets)

BIHAR, DELHI, GOA, GUJARAT, HARYANA, JHARKHAND, KARNATAKA, KERALA, MAHARASHTRA, MEGHALAYA, PUDUCHERRY, PUNJAB, UTTARAKHAND, UTTAR PRADESH, CHANDIGARH, DADRA AND NAGAR HAVELI, DAMAN AND DIU

Poor:(Below 80% of targets)

ANDHRA PRADESH, ARUNACHAL PRADESH, ASSAM, CHHATISGARH, HIMACHAL PRADESH, JAMMU AND KASHMIR, MADHYA PRADESH, MANIPUR, MIZORAM, NAGALAND, ORISSA, RAJASTHAN, SIKKIM, TAMIL NADU, TRIPURA, WEST BENGAL, ANDAMAN AND NICOBAR ISLANDS, LAKSHADWEEP

Rural Roads - PMGSY

Length of Road Constructed

% Achievement of Target

During April- July, 2008

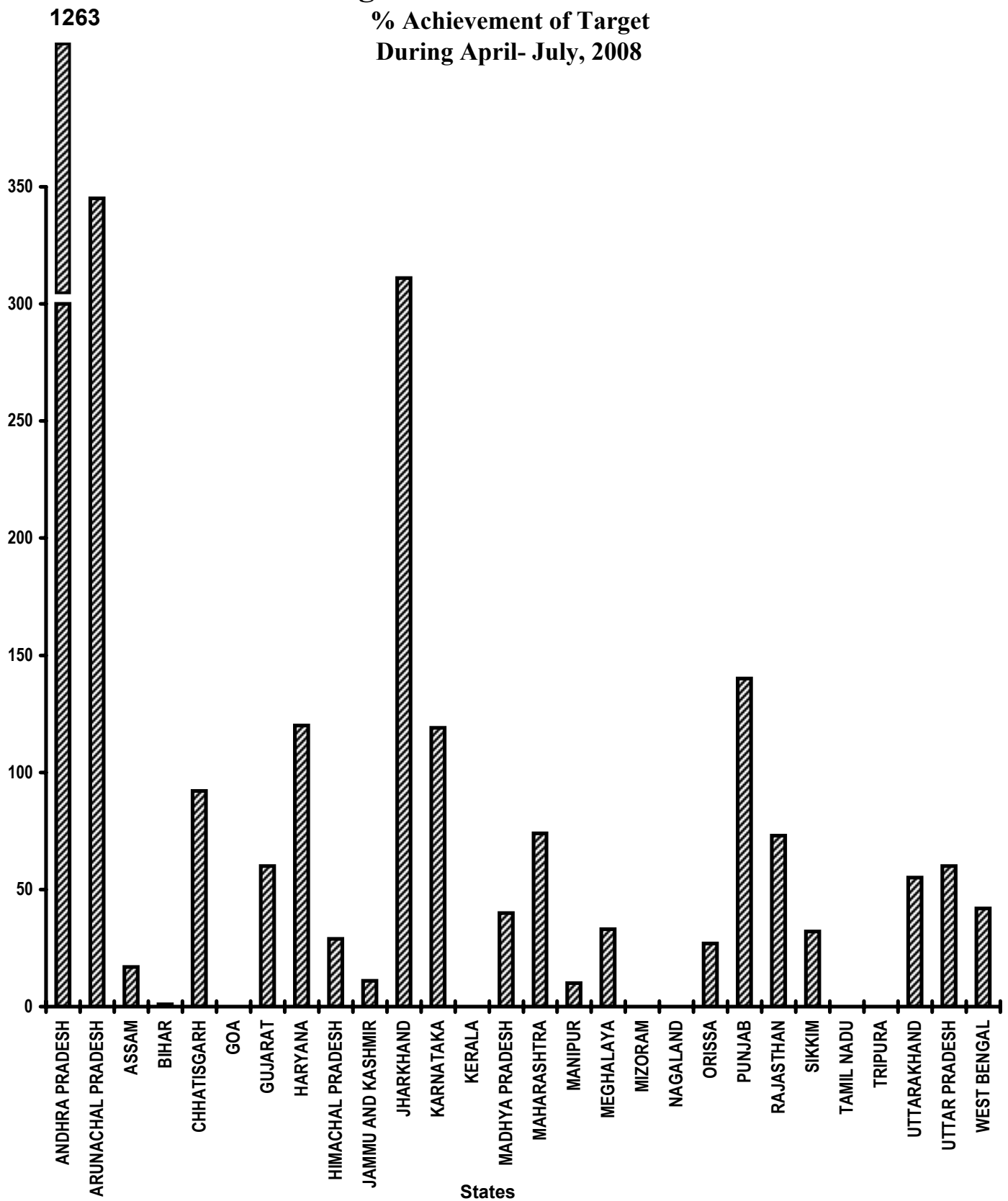


Table - 18

Rural Roads - PMGSY
Length of Road Constructed
(Unit: Kilometer)

Sl. No.	State/UT Name	Target		Achievement	Percent Achievement
		2008-2009	April,2008- July,2008	April,2008- July,2008	April,2008- July,2008
(1)	(2)	(3)	(4)	(5)	(5)/(4)
1	ANDHRA PRADESH	210	73	922	1,263
2	ARUNACHAL PRADESH	290	101	348	345
3	ASSAM	2,730	954	161	17
4	BIHAR	6,600	2,307	19	1
5	CHHATISGARH	4,250	1,485	1,365	92
6	GOA	5	-	0	-
7	GUJARAT	1,000	350	210	60
8	HARYANA	750	262	315	120
9	HIMACHAL PRADESH	1,660	580	169	29
10	JAMMU AND KASHMIR	1,550	541	62	11
11	JHARKHAND	1,200	419	1,302	311
12	KARNATAKA	1,820	636	758	119
13	KERALA	480	168	0	0
14	MADHYA PRADESH	7,650	2,673	1,058	40
15	MAHARASHTRA	4,400	1,538	1,140	74
16	MANIPUR	1,300	454	45	10
17	MEGHALAYA	150	52	17	33
18	MIZORAM	280	98	0	0
19	NAGALAND	430	150	0	0
20	ORISSA	6,350	2,219	610	27
21	PUNJAB	875	306	427	140
22	RAJASTHAN	8,200	2,865	2,083	73
23	SIKKIM	280	98	31	32
24	TAMIL NADU	320	112	0	0
25	TRIPURA	800	280	0	0
26	UTTARAKHAND	800	280	154	55
27	UTTAR PRADESH	8,000	2,795	1,684	60
28	WEST BENGAL	2,060	720	301	42
Grand Total		64,440	22,516	13,181	59

Very Good:(90% or above of targets)

ANDHRA PRADESH, ARUNACHAL PRADESH, CHHATISGARH, HARYANA, JHARKHAND, KARNATAKA, PUNJAB

Poor:(Below 80% of targets)

ASSAM, BIHAR, GUJARAT, HIMACHAL PRADESH, JAMMU AND KASHMIR, KERALA, MADHYA PRADESH, MAHARASHTRA, MANIPUR, MEGHALAYA, MIZORAM, NAGALAND, ORISSA, RAJASTHAN, SIKKIM, TAMIL NADU, TRIPURA, UTTARAKHAND, UTTAR PRADESH, WEST BENGAL

Rajiv Gandhi Grameen Vidyutikaran Yojana

Villages electrified
% Achievement of Target
During April- July, 2008

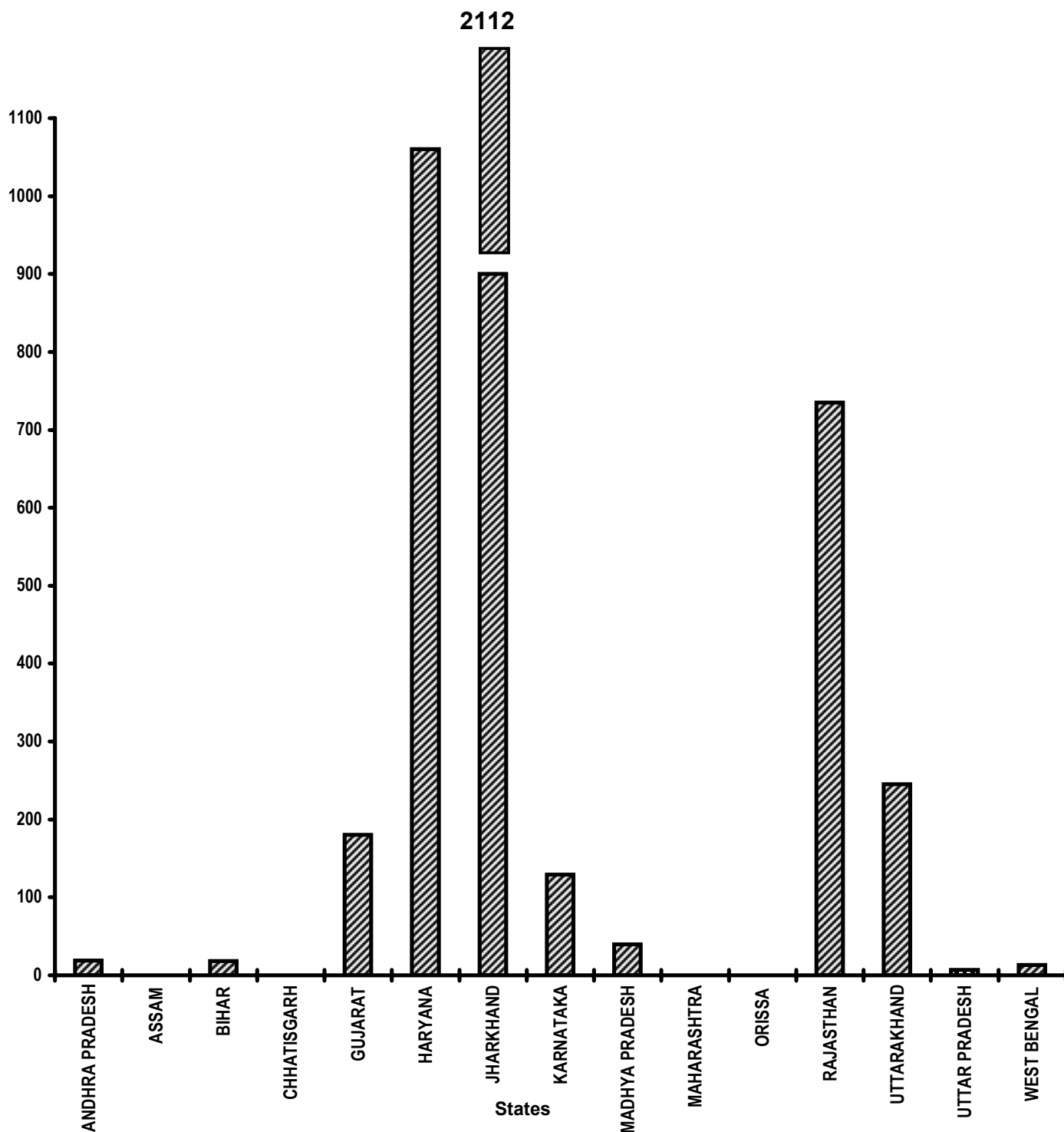


Table - 19

Rajiv Gandhi Grameen Vidyutikaran Yojana
Villages electrified
(Unit: Number)

Sl. No.	State/UT Name	Target		Achievement April,2008- July,2008	Percent Achievement April,2008- July,2008
		2008-2009	April,2008- July,2008		
(1)	(2)	(3)	(4)	(5)	(5)/(4)
1	ANDHRA PRADESH	7,000	3,150	593	19
2	ASSAM	50	-	0	-
3	BIHAR	6,000	1,250	226	18
4	CHHATISGARH	450	35	0	0
5	GUJARAT	500	50	90	180
6	HARYANA	500	10	106	1,060
7	JHARKHAND	3,150	50	1,056	2,112
8	KARNATAKA	5,100	1,750	2,256	129
9	MADHYA PRADESH	1,050	30	12	40
10	MAHARASHTRA	303	-	40	-
11	ORISSA	850	-	21	-
12	RAJASTHAN	5,500	275	2,021	735
13	UTTARAKHAND	2,850	110	269	245
14	UTTAR PRADESH	4,500	1,600	111	7
15	WEST BENGAL	1,500	550	70	13
<i>Grand Total</i>		39,303	8,860	6,871	78

Very Good:(90% or above of targets)

GUJARAT, HARYANA, JHARKHAND, KARNATAKA, RAJASTHAN, UTTARAKHAND

Poor:(Below 80% of targets)

ANDHRA PRADESH, BIHAR, CHHATISGARH, MADHYA PRADESH, UTTAR PRADESH, WEST BENGAL

* *Since the target for 2008-09 have not been received from the concerned Nodal Ministry, the target for the year 2007-08 has been repeated .*

Energising pump sets

Pumps sets energized

% Achievement of Target

During April- July, 2008

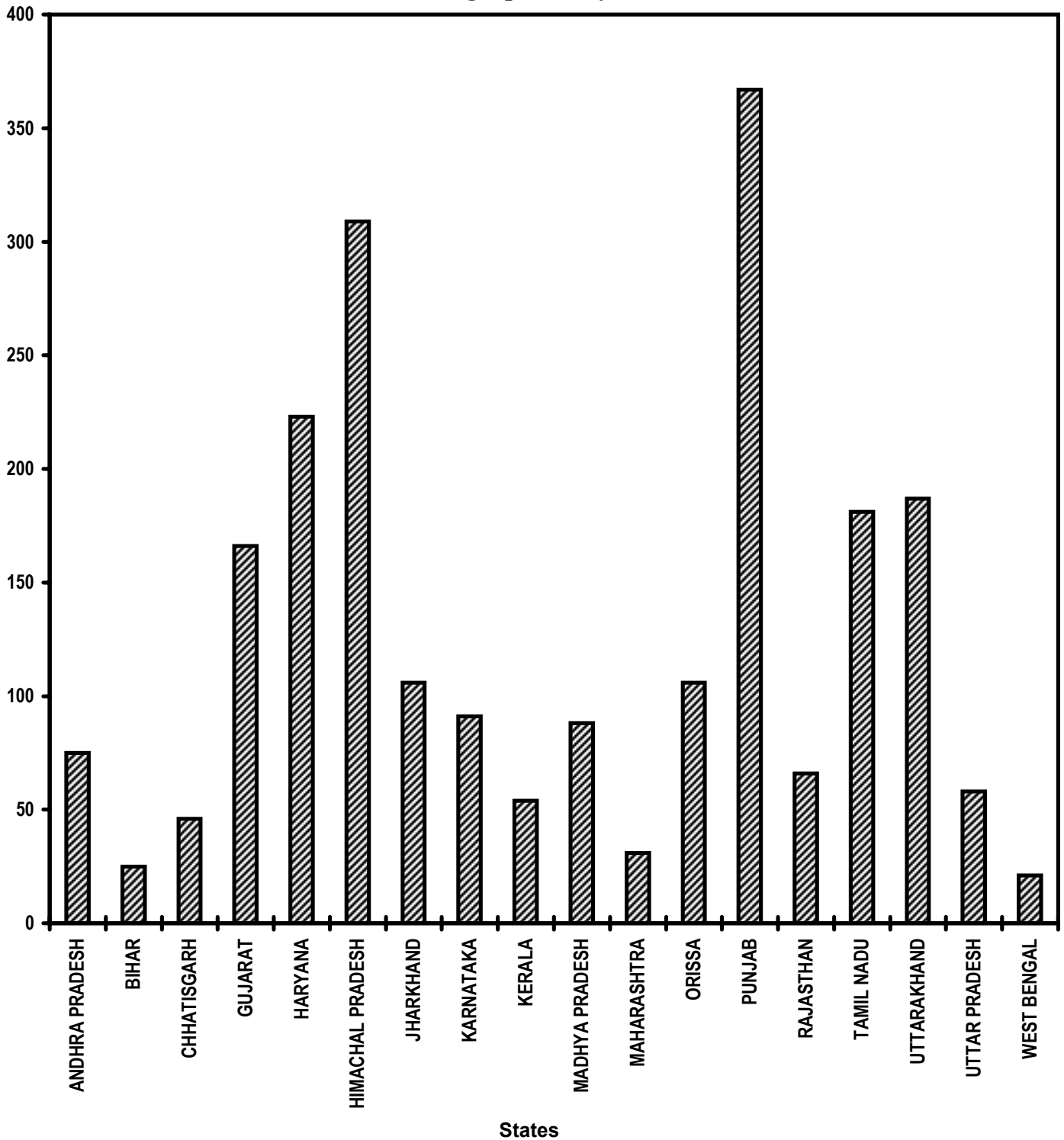


Table - 20

**Energising pump sets
Pumps sets energized
(Unit: Number)**

Sl. No.	State/UT Name	Target		Achievement	Percent
		2008-2009	April,2008- July,2008	April,2008- July,2008	Achievement April,2008- July,2008
(1)	(2)	(3)	(4)	(5)	(5)/(4)
1	ANDHRA PRADESH	50,000	16,664	12,542	75
2	BIHAR	1,500	500	123	25
3	CHHATISGARH	40,000	13,332	6,136	46
4	GUJARAT	9,140	3,044	5,051	166
5	HARYANA	6,000	2,000	4,465	223
6	HIMACHAL PRADESH	600	200	618	309
7	JHARKHAND	3,000	1,000	1,058	106
8	KARNATAKA	20,000	6,664	6,071	91
9	KERALA	15,000	5,000	2,714	54
10	MADHYA PRADESH	5,600	1,864	1,640	88
11	MAHARASHTRA	2,16,269	72,088	22,681	31
12	ORISSA	1,538	512	544	106
13	PUNJAB	6,000	2,000	7,342	367
14	RAJASTHAN	30,000	10,000	6,646	66
15	TAMIL NADU	15,000	5,000	9,047	181
16	UTTARAKHAND	350	116	217	187
17	UTTAR PRADESH	14,801	4,932	2,856	58
18	WEST BENGAL	1,402	464	97	21
Grand Total		4,36,200	1,45,380	89,848	62

Very Good:(90% or above of targets)

GUJARAT, HARYANA, HIMACHAL PRADESH, JHARKHAND, KARNATAKA, ORISSA, PUNJAB, TAMIL NADU, UTTARAKHAND

Good:(Between 80% to 90% targets)

MADHYA PRADESH

Poor:(Below 80% of targets)

ANDHRA PRADESH, BIHAR, CHHATISGARH, KERALA, MAHARASHTRA, RAJASTHAN, UTTAR PRADESH, WEST BENGAL

* Since the target for 2008-09 have not been received from the concerned Nodal Ministry, the target for the year 2007-08 has been repeated .

Supply of Electricity

Electricity supplied

% Achievement of Target

During April- July, 2008

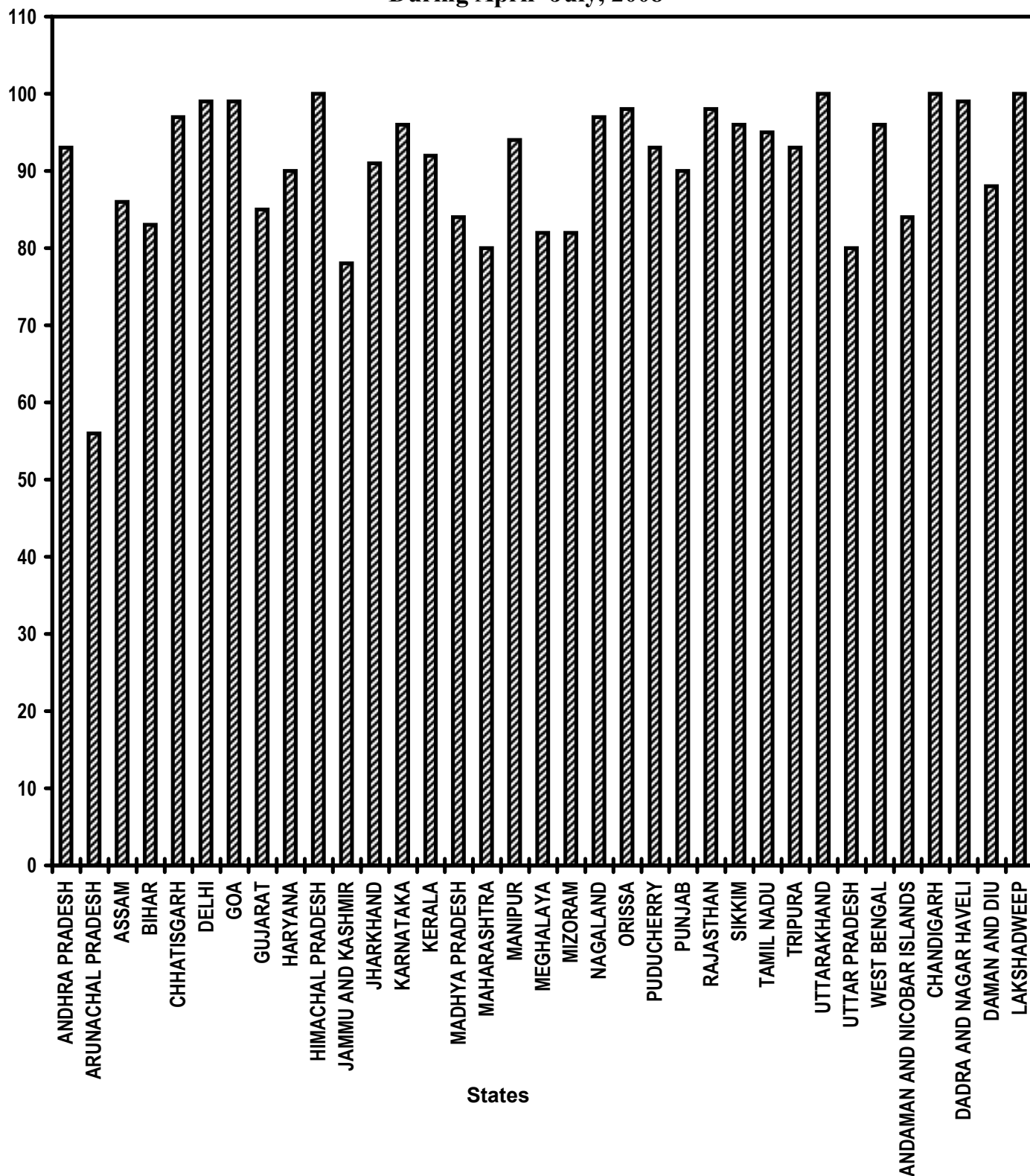


Table - 21

Supply of Electricity

Sl. No.	State/UT Name	Electricity demanded (Million Units) April,2008- July,2008	Electricity supplied (Million Units) April,2008- July,2008	Shortage observed (Million Units) April,2008- July,2008	Percentage of Electricity Supplied
(1)	(2)	(3)	(4)	(5)	(6)
1	ANDHRA PRADESH	22,904	21,269	1,635	93
2	ARUNACHAL PRADESH	170	95	75	56
3	ASSAM	1,751	1,513	238	86
4	BIHAR	3,471	2,886	585	83
5	CHHATISGARH	5,160	5,002	158	97
6	DELHI	8,444	8,397	47	99
7	GOA	946	936	10	99
8	GUJARAT	23,595	20,100	3,495	85
9	HARYANA	9,670	8,670	1,000	90
10	HIMACHAL PRADESH	2,078	2,077	1	100
11	JAMMU AND KASHMIR	3,394	2,644	750	78
12	JHARKHAND	1,693	1,549	144	91
13	KARNATAKA	14,152	13,522	630	96
14	KERALA	5,719	5,277	442	92
15	MADHYA PRADESH	12,143	10,175	1,968	84
16	MAHARASHTRA	40,445	32,383	8,062	80
17	MANIPUR	161	152	9	94
18	MEGHALAYA	566	462	104	82
19	MIZORAM	106	87	19	82
20	NAGALAND	133	129	4	97
21	ORISSA	6,739	6,623	116	98
22	PUDUCHERRY	685	635	50	93
23	PUNJAB	14,840	13,423	1,417	90
24	RAJASTHAN	11,274	11,057	217	98
25	SIKKIM	94	90	4	96
26	TAMIL NADU	24,312	23,122	1,190	95
27	TRIPURA	263	244	19	93
28	UTTARAKHAND	2,589	2,579	10	100
29	UTTAR PRADESH	22,022	17,553	4,469	80
30	WEST BENGAL	10,820	10,369	451	96
31	ANDAMAN AND NICOBAR ISLANDS	76	64	12	84
32	CHANDIGARH	543	543	0	100
33	DADRA AND NAGAR HAVELI	1,214	1,198	16	99
34	DAMAN AND DIU	619	546	73	88
35	LAKSHADWEEP	8	8	0	100
Grand Total		2,52,799	2,25,379	27,420	89

Very Good:(90% or above of targets)

ANDHRA PRADESH, CHHATISGARH, DELHI, GOA, HARYANA, HIMACHAL PRADESH, JHARKHAND, KARNATAKA, KERALA, MANIPUR, NAGALAND, ORISSA, PUDUCHERRY, PUNJAB, RAJASTHAN, SIKKIM, TAMIL NADU, TRIPURA, UTTARAKHAND, WEST BENGAL, CHANDIGARH, DADRA AND NAGAR HAVELI, LAKSHADWEEP

Good:(Between 80% to 90% targets)

ASSAM, BIHAR, GUJARAT, MADHYA PRADESH, MAHARASHTRA, MEGHALAYA, MIZORAM, UTTAR PRADESH, ANDAMAN AND NICOBAR ISLANDS, DAMAN AND DIU

Poor:(Below 80% of targets)

ARUNACHAL PRADESH, JAMMU AND KASHMIR

Annexure - I

Swaranjayanti Gram Swarojgar Yojana

Sl. No.	State/UT Name	Individual SC Swarozgaries Assisted (Number) April,2008-July,2008	Individual ST Swarozgaries Assisted (Number) April,2008-July,2008	Individual Women Swarozgaries Assisted (Number) April,2008-July,2008	Individual Disabled Swarozgaries Assisted (Number) April,2008-July,2008
(1)	(2)	(3)	(4)	(5)	(6)
1	ANDHRA PRADESH	4,709	982	9,446	1,290
2	ARUNACHAL PRADESH	0	0	0	0
3	ASSAM	44	27	78	13
4	BIHAR	211	0	113	8
5	CHHATISGARH	319	1,153	284	49
6	GOA	5	2	14	1
7	GUJARAT	2,183	0	1,103	58
8	HARYANA	186	0	345	14
9	HIMACHAL PRADESH	543	60	909	13
10	JAMMU AND KASHMIR	61	25	42	1
11	JHARKHAND	1,160	1,580	1,610	423
12	KARNATAKA	2,956	971	7,519	203
13	KERALA	404	26	240	37
14	MADHYA PRADESH	1,181	1,560	1,879	136
15	MAHARASHTRA	417	295	462	48
16	MANIPUR	0	0	0	0
17	MEGHALAYA	0	122	40	0
18	MIZORAM	0	0	0	0
19	NAGALAND	0	0	0	0
20	ORISSA	6	14	0	6
21	PUDUCHERRY	0	0	0	0
22	PUNJAB	228	0	64	4
23	RAJASTHAN	442	297	660	61
24	SIKKIM	43	440	519	37
25	TAMIL NADU	3,188	201	7,172	507
26	TRIPURA	0	0	0	0
27	UTTARAKHAND	614	78	1,047	0
28	UTTAR PRADESH	33,171	371	23,521	820
29	WEST BENGAL	3,622	301	7,621	5
30	ANDAMAN AND NICOBAR ISLANDS	0	2	0	0
31	DADRA AND NAGAR HAVELI	0	0	0	0
32	DAMAN AND DIU	0	0	0	0
33	LAKSHADWEEP	0	0	0	0
Grand Total		55,693	8,507	64,688	3,734

Annexure - II

Distribution of waste land to the landless

Sl. No.	State/UT Name	Land Distributed to SC	Land Distributed to ST	Land Distributed to Others
		(Hectare) April,2008- July,2008	(Hectare) April,2008- July,2008	(Hectare) April,2008- July,2008
(1)	(2)	(3)	(4)	(5)
1	ANDHRA PRADESH	19	3	25
2	ARUNACHAL PRADESH	0	0	0
3	ASSAM	0	0	0
4	BIHAR	0	0	0
5	CHHATISGARH	4,197	11,761	8,610
6	DELHI	0	0	0
7	GOA	0	0	0
8	GUJARAT	191	15	202
9	HARYANA	0	0	0
10	JAMMU AND KASHMIR	0	0	0
11	JHARKHAND	2,733	4,944	5,094
12	KARNATAKA	0	0	0
13	KERALA	0	0	0
14	MADHYA PRADESH	17,754	20,775	17,804
15	MAHARASHTRA	0	0	0
16	MANIPUR	0	0	0
17	MEGHALAYA	0	0	0
18	MIZORAM	0	0	0
19	NAGALAND	0	0	0
20	ORISSA	45	156	131
21	PUDUCHERRY	0	0	0
22	PUNJAB	0	0	0
23	RAJASTHAN	0	0	0
24	SIKKIM	0	0	0
25	TAMIL NADU	1,870	56,276	78,237
26	TRIPURA	0	0	0
27	UTTARAKHAND	0	0	0
28	UTTAR PRADESH	1,023	2	452
29	WEST BENGAL	0	0	0
30	ANDAMAN AND NICOBAR ISLANDS	0	0	0
31	CHANDIGARH	0	0	0
32	DADRA AND NAGAR HAVELI	0	0	0
33	DAMAN AND DIU	0	0	0
34	LAKSHADWEEP	0	0	0
Grand Total		27,832	93,932	1,10,555

LISTOF ITEMS COVERED UNDER (TPP) - 2006

Point No.	Item No.	Name of the Points/Items
I.		Garibi Hatao [Poverty Eradication]
		Rural Areas
	1.	Employment generation under the National Rural Employment Guarantee Act
	2.	Swaranjayanti Gram Swarojgar Yojana
	3.	Rural Business Hubs in Partnership with Panchayats
	4.	Self help Groups
		Urban Areas
	5.	Swaranjayanti Shehari Rojgar Yojana
II.		Jan Shakti (Power to People)
	6.	Local Self Government (Panchayati Raj and Urban Local Bodies) - Activity Mapping for devolution of functions - Budget Flow of Funds - Assignment of Functionaries
	7.	Quick and Inexpensive Justice – Gram Nyayalayas and Nyaya Panchayats.
	8.	District Planning Committees.
III.		Kisan Mitra [Support to Farmers]
	9.	Water shed development
	10.	Marketing and infrastructural support to farmers
	11.	Irrigation facilities (including minor and micro irrigation) for agriculture
	12.	Credit to farmers
	13.	Distribution of waste land to the landless
IV.		Shramik Kalyan [Labour Welfare]
	14.	Social Security for Agricultural and Unorganised Labour
	15.	Minimum Wages Enforcement (including Farm Labour)
	16.	Prevention of Child Labour
	17.	Welfare of Women Labour
V.		Khadya Suraksha [Food Security]
	18.	Food security: (i) Targeted Public Distribution system, (ii) Antodaya Anna Yojana, (iii) Establishing Grain banks in chronically food scarcity areas
VI.		Subke Liye Aawas [Housing for All]
	19	Rural Housing - Indira Awaas Yojana
	20.	EWS/LIG Houses in Urban Areas

Contd.....

Point No.	Item No.	Name of the Points/Items
VII.		Shudh Peya Jal [Clean Drinking Water]
	21.	Rural Areas. - Accelerated Rural Water Supply Programme
	22.	Urban Areas: - Accelerated Urban Water Supply Programme
VIII.		Jan Jan Ka Swasthya [Health for All]
	23.	Control and prevention of major diseases: (a) HIV/AIDS (b) TB (c) Malaria (d) Leprosy (e) Blindness
	24.	National Rural Health Mission
	25.	Immunisation of Children
	26.	Sanitation Programme in - Rural Areas - Urban areas
	27.	Institutional Delivery
	28.	Prevention of Female Foeticide
	29.	Supplementary nutrition for Mothers and Children
	30.	Two Child norms
IX.		Sabke Liye Shiksha [Education for All]
	31.	Sarv Shiksha Abhiyan
	32.	Mid Day Meal Scheme - Compulsory Elementary Education
X.		Anusuchit Jaati, Jan Jaati, Alp-sankhyak evam Anya Pichhra Varg Kalyan [Welfare of Scheduled Castes, Scheduled Tribes, Minorities and OBCs]
	33.	SC Families Assisted
	34.	Rehabilitation of Scavengers
	35.	ST Families Assisted
	36.	Rights of Forest dwellers – Owners of minor forest produce
	37.	Primitive Tribal Groups
	38.	No alienation of Tribal lands
	39.	Implementation of Panchayats (Extension to Scheduled Areas) Act [PESA]
	40.	Welfare of Minorities
	41.	Professional education among all minority communities
	42.	Reservation of OBCs in - Education - Employment
XI.		Mahila Kalyan [Women Welfare]
	43.	Financial Assistance for Women Welfare
	44.	Improved participation of women in (a) Panchayats (b) Municipalities (c) State Legislatures (d) Parliament

Contd.....

Point No.	Item No.	Name of the Points/Items
XII.		Bal Kalyan (Child Welfare)
	45.	Universalisation of ICDS Scheme
	46.	Functional Anganwadis
XIII.		Yuva Vikas [Youth Development]
	47.	Sports for all in Rural and Urban areas
	48.	Rashtriya Sadbhavana Yojana
	49.	National Service Scheme
XIV.		Basti Sudhar [Improvement of Slums]
	50.	Number of Urban poor families assisted under seven point charter viz. land tenure, housing at affordable cost, water, sanitation, health, education, and social security.
XV.		Paryavaran Sanrakshan evam Van Vridhi [Environment Protection and Afforestation]
	51.	Afforestation (a) Area Covered under Plantation on - Public and Forest Lands (b) Number of Seedlings planted on -Public and Forest Lands
	52.	Prevention of pollution of Rivers and water bodies
	53.	Solid and liquid waste management in - Rural Areas - Urban Areas
XVI.		Samajik Suraksha [Social Security]
	54.	Rehabilitation of handicapped and orphans.
	55.	Welfare of the aged
XVII.		Grameen Sadak [Rural Roads]
	56.	Rural Roads - PMGSY
XVIII.		Grameen Oorja [Energization of Rural Area]
	57.	Bio-diesel Production
	58.	Rajiv Gandhi Grameen Vidyutikaran Yojana
	59.	Renewable Energy
	60.	Energising Pump sets
	61.	Supply of Electricity
	62.	Supply of Kerosene and LPG
XIX.		Pichhara Kshetra Vikas [Development of Backward Areas]
	63.	Backward Regions Grants Fund
XX.		e- Shasan [IT enabled e-Governance]
	64.	Central and State Governments
	65.	Panchayats and Municipalities

ABBREVIATIONS USED

AAY	Antodaya Anna Yojana
ARWSP	Accelerated Rural Water Supply Programme
DDRS	Deen Dayal Rehabilitation Scheme
EWS	Economically Weaker Section
IAY	Indira Awaas Yojana
ICDS	Integrated Child Development Scheme
LIG	Low Income Group
MWE	Minimum Wages Enforcement
NC	Not Covered
NREGS	National Rural Employment Guarantee Scheme
PC	Partially Covered
PMGSY	Prime Minister Grameen Sadak Yojana
SC	Scheduled Caste
RGGVY	Rajiv Gandhi Grameen Vidyutikaran Yojana
SGRY	Sampoorna Grameen Rojgar yojana
SGSY	Swaranjayanati Gram Swarojgar Yojana
SHG	Self Help Groups
ST	Scheduled Tribe
TPDS	Targeted Public Distribution system