

**TWENTY POINT PROGRAMME-2006**  
**PROGRESS REPORT**  
**FOR**  
**APRIL- SEPTEMBER, 2008**



**GOVERNMENT OF INDIA**  
**MINISTRY OF STATISTICS AND PROGRAMME IMPLEMENTATION**  
**SARDAR PATEL BHAWAN, SANSAD MARG,**  
**NEW DELHI-110 001**

**Website: [www.mospi.gov.in](http://www.mospi.gov.in)**

# CONTENTS

	<b>Page No.</b>
I. Introduction	i
II. List of Twenty Points	ii
III. List of Monthly Monitored Items	iii
IV. List of items identified tentatively for ranking	iv
V. Status of receipt of targets for Monthly Monitored items	v
VI. List of items under TPP-2006 yet to be operationalised	viii

## **PART-I Overall Performance Analysis**

VII. Progress Report	1
VIII. Highlights	2
Table - A - All India Performance	6
Table- B - State Wise Performance	7
Table- C - State Wise and Item Wise Performance	12
Table- D – Score Card and Ranking of States	21

## **PART- II Performance Tables**

<b>Table No.</b>	<b>Description of Item</b>	
1	Employment Generation - NREG Scheme	24
2	Swaranjayanti Gram Swarojgar Yojana (SGSY)	25
3(A)	SHGs Formed under SGSY	27
3(B)	SHGs to whom income generating activities provided	28
4	Distribution of waste land to the landless	30
5(A)	Minimum Wages Enforcement (Including Farm Labour) (i) Inspections made (ii) Irregularities detected (iii) Irregularities rectified	31
5(B)	Minimum Wages Enforcement (Including Farm Labour) (i) Claims filed (ii) Claims settled	32
5(c)	Minimum Wages Enforcement (Including Farm Labour) (i) Prosecution cases pending (ii) Prosecution cases filed (iii) Prosecution cases decided	33
6(A)	Targeted Public Distribution System	34
6(B)	Antodaya Anna Yojana	36
7	Rural Housing - Indira Awaas Yojana	38
8	EWS/LIG Houses in Urban Areas	40

**Contd...**

<b>Table No.</b>	<b>Description of Item</b>	<b>Page No.</b>
9(A)	Rural Areas - ARWSP Habitations (NC/PC) covered	42
9(B)	Slipped back habitations and habitations with water quality problem addressed	44
10	Sanitation Programme in Rural Areas	46
11	Institutional Delivery	47
12	SC Families Assisted	48
13	ST Families Assisted	50
14	Universalization of ICDS Scheme	51
15	Functional Anganwadis	53
16	No. of Urban poor families assisted under Seven Point Charter	55
17(A)	Afforestation- Area Covered under Plantation- (Public and Forest Lands)	56
17(B)	Afforestation- Seedlings Planted – (Public and Forest Lands)	58
18	Rural Roads – PMGSY	60
19	Rajiv Gandhi Grameen Vidyutikaran Yojana -RGGVY	62
20	Energising pump sets	64
21	Supply of Electricity	66
	<b>Annexures</b>	
o	SC, ST, Women and Disabled Swarozgaries Assisted under SGSY	Annexure -I
o	Waste land distributed to SC, ST and Others	Annexure –II
o	List of 65 items to be monitored under TPP-2006	Annexure – III
o	Abbreviations used	Annexure – IV

# Twenty Point Programme – 2006

## An Introduction

The Twenty Point Programme (TPP) was launched by the Government of India in the year 1975 and restructured in 1982, 1986 and again in 2006. The restructured programme, known as Twenty Point Programme (TPP) – 2006, became operational with effect from 1<sup>st</sup> April, 2007. The Programme is meant to give a thrust to schemes relating to poverty alleviation, employment generation in rural areas, housing, education, family welfare & health, protection of environment and many other schemes having a bearing on the quality of life, especially in the rural areas.

2. The programmes and schemes under the TPP-2006 are in harmony with the priorities contained in the National Common Minimum Programme (NCMP), the Millennium Development Goals (MDGs) of the United Nations and SAARC Social Charter. The original nomenclature, namely the Twenty Point Programme, which has been in existence for more than three decades and carries the stamp of familiarity among the people and administrative agencies, has been retained.

3. Twenty Point Programme (TPP) – 2006 originally consisted of 20 Points and 66 items being monitored individually by Central Nodal Ministries concerned. During 2007-08, of the 66 items, 22 items were monitored on monthly basis. The monthly information in respect of these items is being collected from various States/Union Territories and the Central Nodal Ministries. Remaining items under TPP-2006, are being monitored on annual basis as the information in respect of these items will be made available on annual basis by the concerned Ministries.

4. One of the 66 items viz. “Sampoorna Grameen Rojgar Yojana (SGRY)” has since been subsumed into another item namely “National Rural Employment Guarantee Act” with effect from 1<sup>st</sup> April, 2008, therefore, SGRY has been dropped from the list of 66 items during 2008-09 under TPP-2006. Thus out of 65 items, 21 items shall be monitored on monthly basis for the period 2008-09. Out of 21 monthly monitored items, the performance in respect of 17 items shall be provided by the States/ UTs and in respect of 4 items by the concerned Nodal Ministries. For the purpose of ranking, the performance of States on monthly basis in respect of 18 tentatively identified parameters have been evaluated. The list of 65 items is enclosed at Annexure- III.

5. Some of the schemes/ programmes are yet to be operationalised by the Central Nodal Ministries concerned. These items will be monitored only after the schemes concerning them come into existence and their frequency of monitoring will be decided later. The details of such items are available on page No. (viii) of the report.

6. The monitoring mechanism for TPP-2006 has been widened by including block level monitoring in addition to District, State and Central level monitoring. Most of the States/Union Territories have constituted the block, district and state level monitoring committees. At the Centre, the progress of individual items is monitored and reviewed by the Departments/Ministries concerned. The Ministry of Statistics & Programme Implementation (MOSPI) monitors the Programme in totality. The Monitoring Guidelines of TPP-2006 issued to States/UTs are also available on the website of the Ministry ([www.mospi.gov.in](http://www.mospi.gov.in)).

# **Twenty Point Programme – 2006**

## **Twenty Points**

1. Garibi Hatao [Poverty Eradication]
2. Jan Shakti (Power to People)
3. Kisan Mitra [Support to Farmers]
4. Shramik Kalyan [Labour Welfare]
5. Khadya Suraksha [Food Security ]
6. Subke Liye Aawas [Housing for All]
7. Shudh Peya Jal [Clean Drinking Water]
8. Jan Jan Ka Swasthya [Health for All]
9. Sabke Liye Shiksha [Education for All]
10. Anusuchit Jaati, Jan Jaati, Alp-sankhyak evam  
Anya Pichhra Varg Kalyan [Welfare of Scheduled Castes,  
Scheduled Tribes, Minorities and OBCs]
11. Mahila Kalyan [Women Welfare]
12. Bal Kalyan [Child Welfare]
13. Yuva Vikas [Youth Development]
14. Basti Sudhar [Improvement of Slums]
15. Paryavaran Sanrakshan evam Van Vridhi  
[Environment Protection and Afforestation]
16. Samajik Suraksha [Social Security]
17. Grameen Sadak [Rural Roads]
18. Grameen Oorja [Energization of Rural Area]
19. Pichhara Kshetra Vikas [Development of Backward Areas]
20. e- Shasan [IT enabled e-Governance]

# Twenty Point Programme – 2006

## Monthly Monitored Items

1. Employment generation under the National Rural Employment Guarantee Scheme
2. Swarnajayanti Gram Swarajgar Yojana
3. Self help Groups
4. Distribution of Waste land to landless
5. Minimum Wages Enforcement (Including Farm Labour)
6. **Food security:**
  - (i) Targeted Public Distribution system,
  - (ii) Antodaya Anna Yojana,
7. Rural Housing - Indira Awaas Yojana
8. EWS/LIG Houses in Urban Areas
9. **Rural Areas-** Accelerated Rural Water Supply Programme(ARWSP)
  - (i) Habitations covered (NC &PC)
  - (ii) Slipped back habitations and habitations with water quality problems addressed
10. Sanitation Programme in Rural Areas
11. Institutional Delivery
12. SC Families Assisted
13. ST Families Assisted
14. Universalisation of ICDS Scheme
15. Functional Anganwadis
16. Number of Urban poor families assisted under seven point charter viz. land tenure, housing at affordable cost, water, sanitation, health, education, and social security.
17. **Afforestation:**
  - (a) Area Covered under Plantation on - Public and Forest Lands
  - (b) Number of Seedlings planted on -Public and Forest Lands
18. Rural Roads - PMGSY
19. Rajiv Gandhi Grameen Vidyutikaran Yojana-RGGVY
20. Energising Pump sets
21. Supply of Electricity

# Twenty Point Programme – 2006

## Items tentatively identified for ranking

For the purpose of ranking the performance of States under TPP-2006 on monthly basis, the following 15 items & 18 Parameters have been tentatively identified.

Items	Parameters	Description of Item
1	1	Individual Swarozgaries Assisted under SGSY
2	2	SHGs to whom income generating activities provided
3	-	<b>Food security:</b>
	3	(i) Targeted Public Distribution System,
	4	(ii) Antodaya Anna Yojana
4	5	Rural Housing - Indira Awaas Yojana
5	6	EWS/LIG Houses in Urban Areas
6	-	<b>Rural Areas:</b>
	7	(i) Accelerated Rural Water Supply Programme-Habitation covered (NC & PC)
	8	(ii) Slipped back habitations and habitation with water quality problems addressed -ARWSP
7	9	SC Family Assisted
8	10	Universalisation of ICDS Scheme
9	11	Functional Anganwadis
10.	12	Number of Urban poor families assisted under seven point charter viz. land tenure, housing at affordable cost, water, sanitation, health, education, and social security.
11	-	<b>Afforestation:</b>
	13	(i) Area Covered under Plantation on - Public and Forest Lands
	14	(ii) Number of Seedlings planted on -Public and Forest Lands
12	15	Rural Roads – PMGSY
13	16	Rajiv Gandhi Grameen Vidyutikaran Yojana –RGGVY
14	17	Energising Pump sets
15	18	Supply of Electricity

**Status of receipt of targets for Monthly Monitored items under TPP-2006**

[Sl. No.	Name of the item	Parameters/ indicators	Whether targetable / non targetable	Whether targets have been received	Nodal Ministry
<b>1</b>	Employment generation under the National Rural Employment Guarantee Scheme	(i) No. of job card issued (ii) Employment generated (iii) Wages given	Non targetable	-	Ministry of Rural Development
<b>2</b>	Swaranjayanti Gram Swarozgar Yojana	Individual Swarozgaries Assisted (i) Total (ii) SC (iii) ST (iv) Women (v) Disabled person	Targetable	Yes	-do-
<b>3</b>	Self help Groups	SHGs under SGSY  - SHGs formed - SHGs to whom income generating activities provided	Non targetable  Targetable	-  Yes	-do-  -do-
<b>4</b>	Distribution of waste land to the landless	Waste Land distributed (i) Total (ii) SC (iii) ST (iv) Others	Non targetable	-	-do-
<b>5</b>	Rural Housing - Indira Awaas Yojana (IAY)	Houses sanctioned	Targetable	Yes	-do-
<b>6</b>	Rural Areas - Accelerated Rural Water Supply Programme -(ARWSP)	(i) Habitations covered (NC/PC)  (ii) Slipped back Habitations and Habitations with water quality problem addressed	Targetable  Targetable	Yes (Targets received in respect of only sixteen States)  Yes	-do-  -do-



Sl. No.	Name of the item	Parameters/ indicators	Whether targetable / non targetable	Whether targets have been received	Nodal Ministry
7	Sanitation Programme in Rural Areas	Individual Household latrines constructed	Non targetable	-	-do-
8	Rural Roads – PMGSY	Length of Road Constructed	Targetable	Yes	-do-
9.	Minimum Wages Enforcement (including Farm Labour)	(a) <i>Agriculture and Farm workers</i> (i) Inspections made (ii) Irregularities detected (iii) Irregularities rectified (iv) Claims filed (v) claims settled (vi) Prosecution cases pending (vii) Prosecution cases filed (viii) Prosecution cases decided (b) <i>others</i>	Non - targetable	-	Ministry of Labour & Employment
10.	Food security: (i) Targeted Public Distribution system (ii) Antodaya Anna Yojana	Allocation of Food Grains to States/UTs	Targetable	Yes	Ministry of Consumer Affairs, Food & Public Distribution -do-
		Allocation of Food Grains to States/UTs	-do-	Yes	
11.	Institutional Delivery	Delivery in Institutions	Non targetable	-	-do-
12.	SC Families Assisted	SC Families Assisted	Targetable	No	M/o Social Justice and Empowerment
13.	ST Families Assisted	ST Families Assisted	Non targetable	-	Ministry of Tribal Affairs

Sl. No.	Name of the item	Parameters/ indicators	Whether targetable / non targetable	Whether targets have been received	Nodal Ministry
14.	Universalisation of ICDS Scheme	ICDS Blocks Operational (Cumulative)	Targetable	Yes	Ministry of Women and Child Development
15.	Functional Anganwadis	Anganwadis Functional (cumulative)	Targetable	Yes	-do-
16.	EWS/LIG Houses in Urban Areas	Houses Constructed	Targetable	Yes	M/o Housing and Urban Poverty Alleviation
17.	Number of Urban poor families assisted under seven point charter viz. land tenure, housing at affordable cost, water, sanitation, health, education, and social security.	Poor Families Assisted	Targetable	Yes (Targets received in respect of only seven States)	-do-
18.	<b>Afforestation:</b> (a) Area Covered under Plantation on - Public and Forest Lands	(a) Area Covered under Plantation on - Public and Forest Lands	Targetable	Yes	Ministry of Environment and Forest
	(b) Number of Seedlings planted on -Public and Forest Lands	(b) Number of Seedlings planted on -Public and Forest Lands	Targetable	Yes	-do-
19.	Rajiv Gandhi Grameen Vidyutikaran Yojana (RGGVY)	Villages electrified	Targetable	Yes	Ministry of Power
20.	Energising Pump sets	Pumpsets Energised	Targetable	Yes	-do-
21	Supply of Electricity	Electricity demanded	Targetable	Yes	-do-

## **List of items where the concerned schemes are yet to be operationalised**

- (i) ***Quick and inexpensive justice–Gram Nyayalayas and Nyaya Panchayats:*** Ministry of Panchayati Raj is consulting Central Ministries and States/UT Governments regarding draft bill on Nyaya Panchayats.
- (ii) ***Social Security for Agricultural and Unorganised Labour:*** To provide Social Security to workers in the unorganized sector, including agricultural labour, the Unorganised Sector Workers’ Social Security Bill, 2007, was introduced in the Rajya Sabha on 10.9.07 and is being examined by the Parliamentary Standing Committee on Labour.

**List of items which have been operationalised subsequently:** During operationalisation of TPP-2006 in the year 2007-08, following six items have been operationalised.

- (1) ***Rural Business Hubs in Partnership with Panchayats:*** Rural Business Hubs as a Centrally Sponsored Scheme has been approved during August-2007. The parameter/ indicator to be monitored on annual basis is the “number of MOUs signed under various schemes”.
- (2) ***Rehabilitation of Scavengers:*** The Self Employment Scheme for “Rehabilitation of Manual Scavengers” (SRMS) has become operational w.e.f. 9<sup>th</sup> January, 2007. The parameter/ indicator to be monitored on annual basis is the “number of manual scavengers and their dependents assisted for rehabilitation”.
- (3) ***Rights of Forest dwellers – Owners of minor forest produce:*** The Bill concerning “Rights of Forest Dwellers” - Owners of minor forest produce has been passed. The information on indicators/ parameters to be monitored and frequency of monitoring is awaited from Ministry of Tribal Affairs.
- (4) ***Reservation of OBCs in Education:*** The petition on implementation of reservation in admission in respect of persons belonging to OBCs, which had been stayed by the Hon’ble Supreme Court of India, has been disposed of in April, 2008. The parameter to be monitored is “Percentage of reservation achieved against 27% reservation for OBCs in different Central Educational Institutions.”
- (5) ***Sports for all in Rural and Urban Areas:*** The scheme titled “Panchayat Yuva Krida Aur Khel Abhiyan (PYKKA)” for the development of sports infrastructure in rural areas has been implemented and the status of implementation of the scheme shall be monitored on annual basis. The scheme titled “Nagar Palika Yuva Krida Aur Khel Abhiyan” for the development of sports infrastructure in urban areas is yet to be approved.
- (6) ***IT enabled e-Governance for Panchayats and Municipalities:*** Mission Mode Projects of Panchayats and Municipalities have been initiated in certain States. The status of implementation of these projects shall be monitored on annual basis.

### **Item Merged**

***Dry Land Farming:*** Consequent to the decision of Ministry of Finance and Planning Commission on the EFC of “Enhancing Sustainability of Dry Land Farming System” for XI Five Year Plan, Dry Land Farming has been merged with new initiatives of the Department-‘Rainfed Area Development Programme’. As of now, there is no separate scheme on Dryland Farming.

**PART - I**

**TWENTY POINT PROGRAMME - 2006**

**OVERALL PERFORMANCE ANALYSIS**

# Twenty Point Programme-2006

## Progress Report – (April-September, 2008)

This monthly progress report of Twenty Point Programme-2006 consists of two parts: **Part-I** contains an analysis of the overall performance, whereas **Part-II** deals with item-wise performance.

2. The report is compiled on the basis of data received from the Central Nodal Ministries and State Governments/UT Administrations. The data is received either through web enabled software developed by National Informatics Centre (NIC) Cell in this Ministry or through Fax/e-mail/post. The processing of data has been done in association with NIC Cell.

3. The analysis for the period of **April-September, 2008** shows that the performance under **Eleven** items has been **‘Very Good’** (90% or above the targets). These items are:

- (i) Seedlings Planted (Public and Forest Lands)
- (ii) Individual Swarozgaries Assisted-SGSY
- (iii) SHGs Provided Income Generating Activities
- (iv) Area Covered under Plantation (Public and Forest Lands)
- (v) Pumpsets Energised
- (vi) Houses Constructed – IAY
- (vii) Road Constructed-PMGSY
- (viii) ICDS Blocks Operational (Cum.)
- (ix) Anganwadis Functional (Cum.)
- (x) Food Security: (Antodaya Anna Yojana)
- (xi) Food Security: (Targeted Public Distribution System)

4. The performance of **one** item has been **‘Good’** (80% to 90% of target). The item is:

- (i) Supply of Electricity

5. The performance of **six** items has been **‘Poor’** (below 80% of target). These items are:

- (i) SC Family Assisted
- (ii) Slipped back habitations and habitations with water quality problems addressed– ARWSP
- (iii) Habitations covered (NC and PC)- ARWSP
- (iv) Urban Poor Families Assisted under Seven Point Charter
- (v) Village Electrified-RGGVY
- (vi) Houses constructed – EWS/LIG

6. Some of items under TPP-2006 like “*National Rural Employment Guarantee Act-NREGA*”, “*Self help Groups formed under SGSY*”, “*Sanitation Programme in Rural Areas*” and “*Institutional Delivery*” being demand driven are being monitored without target. The item “*Sapoorna Gramin Rojgar Yojana (SGRY)*” has been merged with NREGA with effect from 1<sup>st</sup> April, 2008. The items - “*Distribution of Wasteland to the landless*” & Minimum Wages Enforcement (including Farm Labour) will be monitored without any target as the concerned Nodal Ministries are unable to provide the target. These items shall not be considered for the purpose of ranking. The items where quarterly/ annual targets have been provided by the Ministries concerned, monthly targets have been worked out on prorata basis.

7. MPR has not been received from the State of Manipur and Dadra Nagar Haveli till the finalization of this report. Therefore, the performance of these States has not been included.

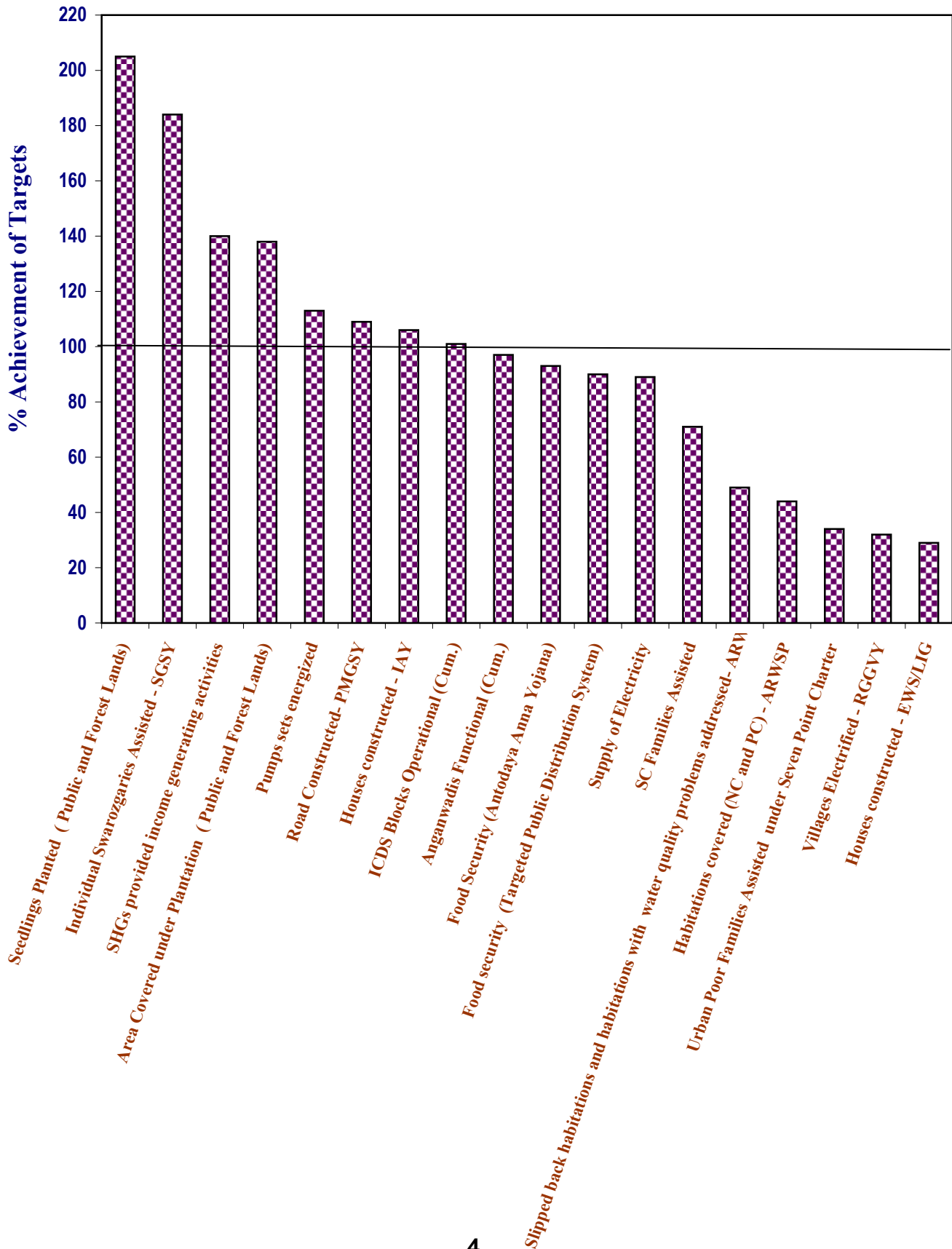
## HIGHLIGHTS

Sl. No.	Item	Achievement for April-September, 2008
<b>Employment Generated under NREGS.</b>		
1	No.of Job cards issued	6.08 crore
2	Employment generated	104.96 crore mandays
3	Wages given	Rs. 9203.41 crore
<b>Swaranjayanti Gram Swarojgar Yojana</b>		
4	No. of Individual Swarozgaries Assisted	2,45,003
<b>Self help Groups</b>		
5	No.of SHGs formed	1,72,191
6	No.of SHGs to whom income generating activities provided	67,680
<b>Distribution of waste land to the landless</b>		
7	Land distributed	3,67,643 hectare
<b>Minimum Wages Enforcement (Including Farm Labour)</b>		
8	No.of Inspections made	41,388
9	No.of Irregularities detected	12,705
10	No.of Irregularities rectified	7,636
11	No.of Claims filed	19
12	No.of Claims settled	4
13	No.of Prosecution cases Pending	5,063
14	No.of Prosecution cases filed	38
15	No.of Prosecution cases decided	81
<b>Food Security: (i) TPDS (ii) AAY</b>		
16	Food Security: Targeted Public Distribution System (TPDS)	166.22 lakh tones
17	Food Security: Antodaya Anna Yojana (AAY)	47.40 lakh tones
<b>Rural Housing- Indira Awaas Yojana</b>		
18	No.of Houses constructed	6,77,247
<b>EWS/LIG Houses in Urban Areas</b>		
19	No. of Houses constructed	15,919

Contd.....

<b>Sl. No.</b>	<b>Item</b>	<b>Achievement for April-September, 2008</b>
<b>Rural Areas. - Accelerated Rural Water Supply Programme</b>		
20	Habitations covered (NC and PC)	2,222
21	Slipped back habitations and habitations with water quality problems addressed	29,951
<b>Sanitation Programme in Rural Areas</b>		
22	No.of Individual household latrines constructed	51.58 lakh
<b>Institutional Delivery</b>		
23	No.of Deliveries in Institutions	63.55 lakh
<b>SC Families Assisted</b>		
24	No.of SC Families Assisted	17.00 lakh
<b>ST Families Assisted</b>		
25	No.of ST Families Assisted	15.73 lakh
<b>Universalisation of ICDS Schemes</b>		
26	No. of ICDS Blocks Operational (Cum.)	6,335
<b>Functional Anganwadis</b>		
27	No.of Anganwadis Functional (Cum.)	10.19 lakh
<b>Number of Urban poor families assisted under seven point charter viz. land tenure, housing at affordable cost, water, sanitation, health, education, and social security.</b>		
28	No. of Poor Families Assisted	14,023
<b>Afforestation:</b>		
<b>(i) Area Covered under Plantation (Public&amp;Forest Lands)</b>		
<b>(ii) Seedlings planted (Public and Forest Lands)</b>		
29	Area Covered under Plantation (Public and Forest Lands)	12.24 lakh hectares
30	No. of Seedlings planted (Public and Forest Lands)	118.17 crore
<b>Rural Road- PMGSY</b>		
31	Length of Road Constructed	21,014 Kms
<b>Rajiv Gandhi Grameen Vidyutikaran Yojana</b>		
32	No.of Villages Electrified	3,020
<b>Energized Pumps sets</b>		
33	No.of Pumps sets energized	1,19,262
<b>Supply of Electricity</b>		
34	Electricity supplied	3,37,594 million units (MU)

# PERFORMANCE DURING April to September, 2008





# ACHIEVEMENT HIGHLIGHTS

## PERFORMANCE DURING APRIL TO SEPTEMBER, 2008

The cumulative performance during April to September, 2008 has been "Very Good" for 11 items, "Good" for 1 item and "Poor" for 6 items.

### A. "Very Good" Performance (90% or above of targets)

<u>No.</u>	<u>Items</u>	<u>% Achievement</u>
15A02	Seedlings Planted ( Public and Forest Lands)	205
01B01	Individual Swarozgaries Assisted - SGSY	184
01E02	SHGs provided income generating activities	140
15A01	Area Covered under Plantation ( Public and Forest Lands)	138
18D01	Pumps sets energized	113
17A01	Road Constructed- PMGSY	109
06A01	Houses constructed - IAY	106
12A01	ICDS Blocks Operational (Cum.)	101
12B01	Anganwadis Functional (Cum.)	97
05B02	Food Security (Antodaya Anna Yojana) Food security	93
05A02	(Targeted Public Distribution System)	90

### B. "Good" Performance (80% to 90%)

18E02	Supply of Electricity	89
-------	-----------------------	----

### C. Areas of concern-where the performance is below 80%

10A01	SC Families Assisted	71
07A02	Slipped back habitations and habitations with water quality problems addressed- ARWSP	49
07A01	Habitations covered (NC and PC) - ARWSP	44
14A01	Urban Poor Families Assisted under Seven Point Charter	34
18B01	Villages Electrified - RGGVY	32
06B01	Houses constructed - EWS/LIG	29

**Table - A**  
**Targets for 2008-2009 & April to September, 2008 and achievements during the period April to September, 2008**  
**ALL INDIA PERFORMANCE**

Sl. No.	Item Code	Item Description	Units	Targets		Achievements	Achievements of Targets during April - September,200
				2008-2009	April - September,2008	April - September,2008	
1	01B01	Individual Swarozgaries Assisted - SGSY	Number	3,80,981	1,33,409	2,45,003	184
2	01E02	SHGs provided income generating activities	Number	1,38,168	48,360	67,680	140
3	05A02	Food security: (Targeted Public Distribution system)	Tonnes	-	1,84,45,492	1,66,22,505	90
4	05B02	Food Security: (Antodaya Anna Yojana)	Tonnes	-	50,97,918	47,40,458	93
5	06A01	Houses constructed - IAY	Number	21,27,165	6,38,148	6,77,247	106
6	06B01	Houses constructed - EWS/LIG	Number	1,09,504	54,712	15,919	29
7	07A01	Habitations covered (NC and PC) - ARWSP	Number	16,775	5,029	2,222	44
8	07A02	Slipped back habitations and habitations with water quality problems addressed- ARWSP	Number	2,03,091	60,929	29,951	49
9	10A01	SC Families Assisted	Number	47,74,200	23,87,040	17,00,377	71
10	12A01	ICDS Blocks Operational (Cum.)	Number	6,284	6,284	6,335	101
11	12B01	Anganwadis Functional (Cum.)	Number	10,52,638	10,52,638	10,18,827	97
12	14A01	Urban Poor Families Assisted under Seven Point Charter	Number	81,362	40,665	14,023	34
13	15A01	Area Covered under Plantation ( Public and Forest Lands)	Hectares	17,71,420	8,85,642	12,24,250	138
14	15A02	Seedlings Planted ( Public and Forest Lands)	Number	1,15,14,25,000	57,57,12,426	1,18,17,02,330	205
15	17A01	Road Constructed- PMGSY	Kilometer	64,440	19,332	21,014	109
16	18B01	Villages Electrified - RGGVY	Number	19,000	9,467	3,020	32
17	18D01	Pumps sets energized	Number	2,11,635	1,05,805	1,19,262	113
18	18E02	Electricity supplied	Million Units	-	3,77,912	3,37,594	89

**Table - B****STATE-WISE PERFORMANCE DURING April to September, 2008 (PERCENT ACHIEVEMENT)**

Item No.	Description	ALL							
		INDIA	AP	ARP	AS	BI	CHHA.	DELHI	GOA
01B01	Individual Swarozgaries Assisted - SGSY	184	262	0	6	3	69	NA	26
01E02	SHGs provided income generating activities	140	666	0	83	54	49	NA	123
05A02	Food security (Targeted Public Distribution system)	90	109	99	102	48	92	98	97
05B02	Food Security (Antodaya Anna Yojana)	93	103	99	103	73	100	90	85
06A01	Houses constructed - IAY	106	170	247	85	101	15	NA	129
06B01	Houses constructed - EWS/LIG	29	NA	0	0	NA	60	1	0
07A01	Habitations covered (NC and PC) - ARWSP	44	NA	0	55	NA	NA	NA	NA
07A02	Slipped back habitations and habitations with water quality problems addressed- ARWSP	49	43	49	35	49	14	NA	NA
10A01	SC Families Assisted	71	30	NA	0	3	1	11	71
12A01	ICDS Blocks Operational (Cum.)	101	100	100	127	100	97	100	100
12B01	Anganwadis Functional (Cum.)	97	95	100	84	99	84	100	100
14A01	Urban Poor Families Assisted under Seven Point Charter	34	NA	NA	0	NA	321	NA	NA
15A01	Area Covered under Plantation ( Public and Forest Lands)	138	122	6	71	220	110	517	97
15A02	Seedlings Planted ( Public and Forest Lands)	205	197	9	55	220	115	10,403	266
17A01	Road Constructed- PMGSY	109	162	399	105	255	115	NA	0
18B01	Villages Electrified - RGGVY	32	NA	0	0	12	0	NA	NA
18D01	Pumps sets energized	113	NA	NA	NA	NA	192	NA	NA
18E02	Supply of Electricity	89	93	58	88	84	97	99	98

NA - Not Applicable

**Table - B(Contd.)**

STATE-WISE PERFORMANCE DURING April to September, 2008 (PERCENT ACHIEVEMENT)

Item No.	Description	ALL							
		INDIA	GUJ	HRY	HP	J&K	JHAR.	KAR	KER
01B01	Individual Swarozgaries Assisted - SGSY	184	276	93	457	195	207	436	90
01E02	SHGs provided income generating activities	140	58	87	90	6	237	89	86
05A02	Food security (Targeted Public Distribution system)	90	92	71	97	93	86	101	97
05B02	Food Security (Antodaya Anna Yojana)	93	104	95	103	98	97	103	103
06A01	Houses constructed - IAY	106	83	101	54	133	144	162	157
06B01	Houses constructed - EWS/LIG	29	106	0	NA	NA	NA	NA	61
07A01	Habitations covered (NC and PC) - ARWSP	44	NA	NA	NA	10	NA	0	105
07A02	Slipped back habitations and habitations with water quality problems addressed- ARWSP	49	124	137	141	0	155	10	418
10A01	SC Families Assisted	71	109	64	78	98	211	51	158
12A01	ICDS Blocks Operational (Cum.)	101	100	100	100	101	100	100	100
12B01	Anganwadis Functional (Cum.)	97	99	101	100	70	101	100	100
14A01	Urban Poor Families Assisted under Seven Point Charter	34	125	NA	NA	NA	NA	NA	NA
15A01	Area Covered under Plantation ( Public and Forest Lands)	138	177	245	125	8	37	142	46
15A02	Seedlings Planted ( Public and Forest Lands)	205	846	396	1	11	282	177	84
17A01	Road Constructed- PMGSY	109	140	192	50	15	362	148	10
18B01	Villages Electrified - RGGVY	32	NA	NA	NA	0	53	312	NA
18D01	Pumps sets energized	113	120	70	NA	NA	NA	118	NA
18E02	Supply of Electricity	89	87	91	100	77	93	95	89

NA - Not Applicable

**Table - B(Contd.)**

**STATE-WISE PERFORMANCE DURING April to September, 2008 (PERCENT ACHIEVEMENT)**

Item No.	Description	ALL							
		INDIA	MP	MAH	MANI	MEGH	MIZ	NAGA	ORI
01B01	Individual Swarozgaries Assisted - SGSY	184	162	35	0	28	0	79	34
01E02	SHGs provided income generating activities	140	88	78	0	77	0	0	8
05A02	Food security (Targeted Public Distribution system)	90	38	89	92	103	87	116	105
05B02	Food Security (Antodaya Anna Yojana)	93	46	88	88	103	87	108	111
06A01	Houses constructed - IAY	106	142	78	25	24	96	292	46
06B01	Houses constructed - EWS/LIG	29	NA	167	NA	NA	0	NA	369
07A01	Habitations covered (NC and PC) - ARWSP	44	NA	25	NA	25	NA	11	NA
07A02	Slipped back habitations and habitations with water quality problems addressed- ARWSP	49	246	31	NA	38	0	15	57
10A01	SC Families Assisted	71	22	14	0	NA	NA	NA	35
12A01	ICDS Blocks Operational (Cum.)	101	100	98	100	100	100	100	100
12B01	Anganwadis Functional (Cum.)	97	100	93	100	98	100	100	100
14A01	Urban Poor Families Assisted under Seven Point Charter	34	NA	0	NA	0	NA	NA	NA
15A01	Area Covered under Plantation ( Public and Forest Lands)	138	121	345	0	78	192	1	239
15A02	Seedlings Planted ( Public and Forest Lands)	205	115	288	0	78	54	2	166
17A01	Road Constructed- PMGSY	109	57	101	17	49	137	58	40
18B01	Villages Electrified - RGGVY	32	25	NA	0	400	0	NA	5
18D01	Pumps sets energized	113	64	NA	NA	NA	NA	NA	NA
18E02	Supply of Electricity	89	86	80	91	77	81	98	98

NA - Not Applicable

**Table - B(Contd.)**

**STATE-WISE PERFORMANCE DURING April to September, 2008 (PERCENT ACHIEVEMENT)**

Item No.	Description	ALL							
		INDIA	PUDU	PUN	RAJ	SIK	TN	TRI	UTTA.
01B01	Individual Swarozgaries Assisted - SGSY	184	0	112	97	599	13	0	87
01E02	SHGs provided income generating activities	140	108	55	41	101	46	24	106
05A02	Food security (Targeted Public Distribution system)	90	51	70	96	106	102	109	81
05B02	Food Security (Antodaya Anna Yojana)	93	35	58	97	103	110	110	92
06A01	Houses constructed - IAY	106	9	59	81	174	64	63	91
06B01	Houses constructed - EWS/LIG	29	6	NA	47	17	NA	53	NA
07A01	Habitations covered (NC and PC) - ARWSP	44	0	64	39	NA	NA	NA	78
07A02	Slipped back habitations and habitations with water quality problems addressed- ARWSP	49	0	38	18	0	76	368	45
10A01	SC Families Assisted	71	45	26	73	101	100	19	74
12A01	ICDS Blocks Operational (Cum.)	101	100	100	100	100	100	104	100
12B01	Anganwadis Functional (Cum.)	97	100	100	100	100	100	100	94
14A01	Urban Poor Families Assisted under Seven Point Charter	34	NA	NA	NA	54	32	NA	NA
15A01	Area Covered under Plantation ( Public and Forest Lands)	138	83	101	121	62	39	66	389
15A02	Seedlings Planted ( Public and Forest Lands)	205	491	93	116	56	17	8	429
17A01	Road Constructed- PMGSY	109	NA	150	95	121	108	9	112
18B01	Villages Electrified - RGGVY	32	NA	NA	6	0	NA	0	33
18D01	Pumps sets energized	113	NA	134	129	NA	68	NA	258
18E02	Supply of Electricity	89	89	91	98	96	93	93	99

NA - Not Applicable

**Table - B(Contd.)**

STATE-WISE PERFORMANCE DURING April to September, 2008 (PERCENT ACHIEVEMENT)

Item No.	Description	ALL							
		INDIA	UP	WB	A&N	CHND.	D&N	D&D	LAKSH
01B01	Individual Swarozgaries Assisted - SGSY	184	530	158	325	NA	192	0	225
01E02	SHGs provided income generating activities	140	134	434	60	NA	20	0	20
05A02	Food security (Targeted Public Distribution system)	90	94	96	66	90	0	29	10
05B02	Food Security (Antodaya Anna Yojana)	93	99	93	88	58	0	21	0
06A01	Houses constructed - IAY	106	130	88	57	NA	66	10	0
06B01	Houses constructed - EWS/LIG	29	NA	0	NA	NA	NA	NA	NA
07A01	Habitations covered (NC and PC) - ARWSP	44	NA	NA	0	NA	NA	NA	0
07A02	Slipped back habitations and habitations with water quality problems addressed- ARWSP	49	36	5	0	NA	NA	NA	NA
10A01	SC Families Assisted	71	72	2	NA	112	NA	NA	NA
12A01	ICDS Blocks Operational (Cum.)	101	100	100	100	100	100	100	100
12B01	Anganwadis Functional (Cum.)	97	100	96	100	100	100	91	100
14A01	Urban Poor Families Assisted under Seven Point Charter	34	NA	NA	NA	NA	NA	NA	NA
15A01	Area Covered under Plantation ( Public and Forest Lands)	138	250	37	125	350	162	75	17
15A02	Seedlings Planted ( Public and Forest Lands)	205	361	92	104	425	319	271	23
17A01	Road Constructed- PMGSY	109	92	65	NA	NA	NA	NA	NA
18B01	Villages Electrified - RGGVY	32	29	67	NA	NA	NA	NA	NA
18D01	Pumps sets energized	113	NA	16	NA	NA	NA	NA	NA
18E02	Supply of Electricity	89	81	96	81	100	97	88	100

NA - Not Applicable

## **Table - C**

Items in which the States/UTs performance is Very Good (90% and above),  
Good (80% to 90%) and Poor (below 80%) during the period  
April to September, 2008

### **1. ANDHRA PRADESH**

#### **Very Good**

Individual Swarozgaries Assisted - SGSY, SHGs provided income generating activities, Food security (Targeted Public Distribution System), Food security (Antodaya Anna Yojana), Houses constructed - IAY, ICDS Blocks Operational (Cum.), Anganwadis Functional (Cum.), Area Covered under Plantation ( Public and Forest Lands), Seedlings Planted ( Public and Forest Lands), Road Constructed- PMGSY, Electricity supplied

#### **Poor**

Slipped back habitations and habitations with water quality problems addressed- ARWSP, SC Families Assisted

### **2. ARUNACHAL PRADESH**

#### **Very Good**

Food security (Targeted Public Distribution System), Food security (Antodaya Anna Yojana), Houses constructed - IAY, ICDS Blocks Operational (Cum.), Anganwadis Functional (Cum.), Road Constructed- PMGSY

#### **Poor**

Individual Swarozgaries Assisted - SGSY, SHGs provided income generating activities, Houses constructed - EWS/LIG, Habitations covered (NC and PC) - ARWSP, Slipped back habitations and habitations with water quality problems addressed- ARWSP, Area Covered under Plantation ( Public and Forest Lands), Seedlings Planted ( Public and Forest Lands), Villages Electrified - RGGVY, Electricity supplied

### **3. ASSAM**

#### **Very Good**

Food security (Targeted Public Distribution System), Food security (Antodaya Anna Yojana), ICDS Blocks Operational (Cum.), Road Constructed- PMGSY

#### **Good**

SHGs provided income generating activities, Houses constructed - IAY, Anganwadis Functional (Cum.), Electricity supplied

#### **Poor**

Individual Swarozgaries Assisted - SGSY, Houses constructed - EWS/LIG, Habitations covered (NC and PC) - ARWSP, Slipped back habitations and habitations with water quality problems addressed- ARWSP, SC Families Assisted, Urban Poor Families Assisted under Seven Point Charter, Area Covered under Plantation ( Public and Forest Lands), Seedlings Planted ( Public and Forest Lands), Villages Electrified - RGGVY

### **4. BIHAR**

#### **Very Good**

Houses constructed - IAY, ICDS Blocks Operational (Cum.), Anganwadis Functional (Cum.), Area Covered under Plantation ( Public and Forest Lands), Seedlings Planted ( Public and Forest Lands), Road Constructed- PMGSY

#### **Good**

Electricity supplied

#### **Poor**

Individual Swarozgaries Assisted - SGSY, SHGs provided income generating activities, Food security (Targeted Public Distribution System), Food security (Antodaya Anna Yojana), Slipped back habitations and habitations with water quality problems addressed- ARWSP, SC Families Assisted, Villages Electrified - RGGVY



## **Table - C (Contd.)**

### **5. CHHATISGARH**

#### **Very Good**

Food security (Targeted Public Distribution System), Food security (Antodaya Anna Yojana), ICDS Blocks Operational (Cum.), Urban Poor Families Assisted under Seven Point Charter, Area Covered under Plantation ( Public and Forest Lands), Seedlings Planted ( Public and Forest Lands), Road Constructed- PMGSY, Pumps sets energized, Electricity supplied

#### **Good**

Anganwadis Functional (Cum.)

#### **Poor**

Individual Swarozgaries Assisted - SGSY, SHGs provided income generating activities, Houses constructed - IAY, Houses constructed - EWS/LIG, Slipped back habitations and habitations with water quality problems addressed- ARWSP, SC Families Assisted, Villages Electrified - RGGVY

### **6. DELHI**

#### **Very Good**

Food security (Targeted Public Distribution System), Food security (Antodaya Anna Yojana), ICDS Blocks Operational (Cum.), Anganwadis Functional (Cum.), Area Covered under Plantation ( Public and Forest Lands), Seedlings Planted ( Public and Forest Lands), Electricity supplied

#### **Poor**

Houses constructed - EWS/LIG, SC Families Assisted

### **7. GOA**

#### **Very Good**

SHGs provided income generating activities, Food security (Targeted Public Distribution System), Houses constructed - IAY, ICDS Blocks Operational (Cum.), Anganwadis Functional (Cum.), Area Covered under Plantation ( Public and Forest Lands), Seedlings Planted ( Public and Forest Lands), Electricity supplied

#### **Good**

Food security (Antodaya Anna Yojana),

#### **Poor**

Individual Swarozgaries Assisted - SGSY, Houses constructed - EWS/LIG, SC Families Assisted, Road Constructed- PMGSY

### **8. GUJARAT**

#### **Very Good**

Individual Swarozgaries Assisted - SGSY, Food security (Targeted Public Distribution System), Food security (Antodaya Anna Yojana), Houses constructed - EWS/LIG, Slipped back habitations and habitations with water quality problems addressed- ARWSP, SC Families Assisted, ICDS Blocks Operational (Cum.), Anganwadis Functional (Cum.), Urban Poor Families Assisted under Seven Point Charter, Area Covered under Plantation ( Public and Forest Lands), Seedlings Planted ( Public and Forest Lands), Road Constructed- PMGSY, Pumps sets energized

#### **Good**

Houses constructed - IAY, Electricity supplied

#### **Poor**

SHGs provided income generating activities

## **Table - C (Contd.)**

### **9. HARYANA**

#### **Very Good**

Individual Swarozgaries Assisted - SGSY, Food security (Antodaya Anna Yojana), Houses constructed - IAY, Slipped back habitations and habitations with water quality problems addressed- ARWSP, ICDS Blocks Operational (Cum.), Anganwadis Functional (Cum.), Area Covered under Plantation ( Public and Forest Lands), Seedlings Planted ( Public and Forest Lands), Road Constructed- PMGSY, Electricity supplied

#### **Good**

SHGs provided income generating activities

#### **Poor**

Food security (Targeted Public Distribution System), Houses constructed - EWS/LIG, SC Families Assisted, Pumps sets energized

### **10. HIMACHAL PRADESH**

#### **Very Good**

Individual Swarozgaries Assisted - SGSY, SHGs provided income generating activities, Food security (Targeted Public Distribution System), Food security (Antodaya Anna Yojana), Slipped back habitations and habitations with water quality problems addressed- ARWSP, ICDS Blocks Operational (Cum.), Anganwadis Functional (Cum.), Area Covered under Plantation ( Public and Forest Lands), Electricity supplied

#### **Poor**

Houses constructed - IAY, SC Families Assisted, Seedlings Planted ( Public and Forest Lands), Road Constructed- PMGSY

### **11. JAMMU AND KASHMIR**

#### **Very Good**

Individual Swarozgaries Assisted - SGSY, Food security (Targeted Public Distribution System), Food security (Antodaya Anna Yojana), Houses constructed - IAY, SC Families Assisted, ICDS Blocks Operational (Cum.)

#### **Poor**

SHGs provided income generating activities, Habitations covered (NC and PC) - ARWSP, Slipped back habitations and habitations with water quality problems addressed- ARWSP, Anganwadis Functional (Cum.), Area Covered under Plantation ( Public and Forest Lands), Seedlings Planted ( Public and Forest Lands), Road Constructed- PMGSY, Villages Electrified - RGGVY, Electricity supplied

### **12. JHARKHAND**

#### **Very Good**

Individual Swarozgaries Assisted - SGSY, SHGs provided income generating activities, Food security (Antodaya Anna Yojana), Houses constructed - IAY, Slipped back habitations and habitations with water quality problems addressed- ARWSP, SC Families Assisted, ICDS Blocks Operational (Cum.), Anganwadis Functional (Cum.), Seedlings Planted ( Public and Forest Lands), Road Constructed- PMGSY, Electricity supplied

#### **Good**

Food security (Targeted Public Distribution System),

#### **Poor**

Area Covered under Plantation ( Public and Forest Lands), Villages Electrified - RGGVY

## **Table - C (Contd.)**

### **13. KARNATAKA**

#### **Very Good**

Individual Swarozgaries Assisted - SGSY, Off take by States/UTs -TPDS, Off take by States/UTs - AAY, Houses constructed - IAY, ICDS Blocks Operational (Cum.), Anganwadis Functional (Cum.), Area Covered under Plantation ( Public and Forest Lands), Seedlings Planted( Public and Forest Lands), Road Constructed- PMGSY, Villages Electrified - RGGVY, Pumps sets energized, Electricity supplied

#### **Good**

SHGs provided income generating activities

#### **Poor**

Habitations covered (NC and PC) - ARWSP, Slipped back habitations and habitations with water quality problems addressed- ARWSP, SC Families Assisted

### **14. KERALA**

#### **Very Good**

Individual Swarozgaries Assisted - SGSY, Off take by States/UTs -TPDS, Off take by States/UTs - AAY, Houses constructed - IAY, Habitations covered (NC and PC) - ARWSP, Slipped back habitations and habitations with water quality problems addressed- ARWSP, SC Families Assisted, ICDS Blocks Operational (Cum.), Anganwadis Functional (Cum.)

#### **Good**

SHGs provided income generating activities, Seedlings Planted ( Public and Forest Lands), Electricity supplied

#### **Poor**

Houses constructed - EWS/LIG, Area Covered under Plantation ( Public and Forest Lands), Road Constructed- PMGSY

### **15. MADHYA PRADESH**

#### **Very Good**

Individual Swarozgaries Assisted - SGSY, Houses constructed - IAY, Slipped back habitations and habitations with water quality problems addressed- ARWSP, ICDS Blocks Operational (Cum.), Anganwadis Functional (Cum.), Area Covered under Plantation ( Public and Forest Lands), Seedlings Planted ( Public and Forest Lands)

#### **Good**

SHGs provided income generating activities, Electricity supplied

#### **Poor**

Off take by States/UTs -TPDS, Off take by States/UTs - AAY, SC Families Assisted, Road Constructed- PMGSY, Villages Electrified - RGGVY, Pumps sets energized

### **16. MAHARASHTRA**

#### **Very Good**

Houses constructed - EWS/LIG, ICDS Blocks Operational (Cum.), Anganwadis Functional (Cum.), Area Covered under Plantation ( Public and Forest Lands), Seedlings Planted ( Public and Forest Lands), Road Constructed- PMGSY

#### **Good**

Off take by States/UTs -TPDS, Off take by States/UTs - AAY, Electricity supplied

#### **Poor**

Individual Swarozgaries Assisted - SGSY, SHGs provided income generating activities, Houses constructed - IAY, Habitations covered (NC and PC) - ARWSP, Slipped back habitations and habitations with water quality problems addressed- ARWSP, SC Families Assisted, Urban Poor Families Assisted under Seven Point Charter

## **Table - C (Contd.)**

### **17. MANIPUR**

#### **Very Good**

Off take by States/UTs -TPDS, ICDS Blocks Operational (Cum.), Anganwadis Functional (Cum.), Electricity supplied

#### **Good**

Off take by States/UTs - AAY

#### **Poor**

Individual Swarozgaries Assisted - SGSY, SHGs provided income generating activities, Houses constructed - IAY, SC Families Assisted, Area Covered under Plantation ( Public and Forest Lands), Seedlings Planted ( Public and Forest Lands), Road Constructed- PMGSY, Villages Electrified - RGGVY

### **18. MEGHALAYA**

#### **Very Good**

Off take by States/UTs -TPDS, Off take by States/UTs - AAY, ICDS Blocks Operational (Cum.), Anganwadis Functional (Cum.), Villages Electrified - RGGVY

#### **Poor**

Individual Swarozgaries Assisted - SGSY, SHGs provided income generating activities, Houses constructed - IAY, Habitations covered (NC and PC) - ARWSP, Slipped back habitations and habitations with water quality problems addressed- ARWSP, Urban Poor Families Assisted under Seven Point Charter, Area Covered under Plantation ( Public and Forest Lands), Seedlings Planted ( Public and Forest Lands), Road Constructed- PMGSY, Electricity supplied

### **19. MIZORAM**

#### **Very Good**

Houses constructed - IAY, ICDS Blocks Operational (Cum.), Anganwadis Functional (Cum.), Area Covered under Plantation ( Public and Forest Lands), Road Constructed- PMGSY

#### **Good**

Off take by States/UTs -TPDS, Off take by States/UTs - AAY, Electricity supplied

#### **Poor**

Individual Swarozgaries Assisted - SGSY, SHGs provided income generating activities, Houses constructed - EWS/LIG, Slipped back habitations and habitations with water quality problems addressed- ARWSP, Seedlings Planted ( Public and Forest Lands), Villages Electrified - RGGVY

### **20. NAGALAND**

#### **Very Good**

Off take by States/UTs -TPDS, Off take by States/UTs - AAY, Houses constructed - IAY, ICDS Blocks Operational (Cum.), Anganwadis Functional (Cum.), Electricity supplied

#### **Poor**

Individual Swarozgaries Assisted - SGSY, SHGs provided income generating activities, Habitations covered (NC and PC) - ARWSP, Slipped back habitations and habitations with water quality problems addressed- ARWSP, Area Covered under Plantation ( Public and Forest Lands), Seedlings Planted ( Public and Forest Lands), Road Constructed- PMGSY

## **Table - C (Contd.)**

### **21. ORISSA**

#### **Very Good**

Off take by States/UTs -TPDS, Off take by States/UTs - AAY, Houses constructed - EWS/LIG, ICDS Blocks Operational (Cum.), Anganwadis Functional (Cum.), Area Covered under Plantation ( Public and Forest Lands), Seedlings Planted ( Public and Forest Lands), Electricity supplied

#### **Poor**

Individual Swarozgaries Assisted - SGSY, SHGs provided income generating activities, Houses constructed - IAY, Slipped back habitations and habitations with water quality problems addressed- ARWSP, SC Families Assisted, Road Constructed- PMGSY, Villages Electrified - RGGVY

### **22. PUDUCHERRY**

#### **Very Good**

SHGs provided income generating activities, ICDS Blocks Operational (Cum.), Anganwadis Functional (Cum.), Seedlings Planted ( Public and Forest Lands)

#### **Good**

Area Covered under Plantation ( Public and Forest Lands), Electricity supplied

#### **Poor**

Individual Swarozgaries Assisted - SGSY, Off take by States/UTs -TPDS, Off take by States/UTs - AAY, Houses constructed - IAY, Houses constructed - EWS/LIG, Habitations covered (NC and PC) - ARWSP, Slipped back habitations and habitations with water quality problems addressed- ARWSP, SC Families Assisted

### **23. PUNJAB**

#### **Very Good**

Individual Swarozgaries Assisted - SGSY, ICDS Blocks Operational (Cum.), Anganwadis Functional (Cum.), Area Covered under Plantation ( Public and Forest Lands), Seedlings Planted ( Public and Forest Lands), Road Constructed- PMGSY, Pumps sets energized, Electricity supplied

#### **Poor**

SHGs provided income generating activities, Off take by States/UTs -TPDS, Off take by States/UTs - AAY, Houses constructed - IAY, Habitations covered (NC and PC) - ARWSP, Slipped back habitations and habitations with water quality problems addressed- ARWSP, SC Families Assisted

### **24. RAJASTHAN**

#### **Very Good**

Individual Swarozgaries Assisted - SGSY, Off take by States/UTs -TPDS, Off take by States/UTs - AAY, ICDS Blocks Operational (Cum.), Anganwadis Functional (Cum.), Area Covered under Plantation ( Public and Forest Lands), Seedlings Planted ( Public and Forest Lands), Road Constructed- PMGSY, Pumps sets energized, Electricity supplied

#### **Good**

Houses constructed - IAY

#### **Poor**

SHGs provided income generating activities, Houses constructed - EWS/LIG, Habitations covered (NC and PC) - ARWSP, Slipped back habitations and habitations with water quality problems addressed- ARWSP, SC Families Assisted, Villages Electrified - RGGVY

## **Table - C (Contd.)**

### **25. SIKKIM**

#### **Very Good**

Individual Swarozgaries Assisted - SGSY, SHGs provided income generating activities, Off take by States/UTs -TPDS, Off take by States/UTs - AAY, Houses constructed - IAY, SC Families Assisted, ICDS Blocks Operational (Cum.), Anganwadis Functional (Cum.), Road Constructed- PMGSY, Electricity supplied

#### **Poor**

Houses constructed - EWS/LIG, Slipped back habitations and habitations with water quality problems addressed- ARWSP, Urban Poor Families Assisted under Seven Point Charter, Area Covered under Plantation ( Public and Forest Lands), Seedlings Planted ( Public and Forest Lands), Villages Electrified - RGGVY

### **26. TAMIL NADU**

#### **Very Good**

Off take by States/UTs -TPDS, Off take by States/UTs - AAY, SC Families Assisted, ICDS Blocks Operational (Cum.), Anganwadis Functional (Cum.), Road Constructed- PMGSY, Electricity supplied

#### **Poor**

Individual Swarozgaries Assisted - SGSY, SHGs provided income generating activities, Houses constructed - IAY, Slipped back habitations and habitations with water quality problems addressed- ARWSP, Urban Poor Families Assisted under Seven Point Charter, Area Covered under Plantation (Public and Forest Lands), Seedlings Planted (Public and Forest Lands), Pumps sets energized

### **27. TRIPURA**

#### **Very Good**

Off take by States/UTs -TPDS, Off take by States/UTs - AAY, Slipped back habitations and habitations with water quality problems addressed- ARWSP, ICDS Blocks Operational (Cum.), Anganwadis Functional (Cum.), Electricity supplied

#### **Poor**

Individual Swarozgaries Assisted - SGSY, SHGs provided income generating activities, Houses constructed - IAY, Houses constructed - EWS/LIG, SC Families Assisted, Area Covered under Plantation ( Public and Forest Lands), Seedlings Planted ( Public and Forest Lands), Road Constructed- PMGSY, Villages Electrified - RGGVY

### **28. UTTARAKHAND**

#### **Very Good**

SHGs provided income generating activities, Off take by States/UTs - AAY, Houses constructed - IAY, ICDS Blocks Operational (Cum.), Anganwadis Functional (Cum.), Area Covered under Plantation ( Public and Forest Lands), Seedlings Planted ( Public and Forest Lands), Road Constructed- PMGSY, Pumps sets energized, Electricity supplied

#### **Good**

Individual Swarozgaries Assisted - SGSY, Off take by States/UTs -TPDS

#### **Poor**

Habitations covered (NC and PC) - ARWSP, Slipped back habitations and habitations with water quality problems addressed- ARWSP, SC Families Assisted, Villages Electrified - RGGVY

## **Table - C (Contd.)**

### **29. UTTAR PRADESH**

#### **Very Good**

Individual Swarozgaries Assisted - SGSY, SHGs provided income generating activities, Off take by States/UTs -TPDS, Off take by States/UTs - AAY, Houses constructed - IAY, ICDS Blocks Operational (Cum.), Anganwadis Functional (Cum.), Area Covered under Plantation ( Public and Forest Lands), Seedlings Planted ( Public and Forest Lands), Road Constructed- PMGSY

#### **Good**

Electricity supplied

#### **Poor**

Slipped back habitations and habitations with water quality problems addressed- ARWSP, SC Families Assisted, Villages Electrified - RGGVY

### **30. WEST BENGAL**

#### **Very Good**

Individual Swarozgaries Assisted - SGSY, SHGs provided income generating activities, Off take by States/UTs -TPDS, Off take by States/UTs - AAY, ICDS Blocks Operational (Cum.), Anganwadis Functional (Cum.), Seedlings Planted ( Public and Forest Lands), Electricity supplied

#### **Good**

Houses constructed - IAY

#### **Poor**

Houses constructed - EWS/LIG, Slipped back habitations and habitations with water quality problems addressed- ARWSP, SC Families Assisted, Area Covered under Plantation ( Public and Forest Lands), Road Constructed- PMGSY, Villages Electrified - RGGVY, Pumps sets energized

### **31. ANDAMAN AND NICOBAR ISLANDS**

#### **Very Good**

Individual Swarozgaries Assisted - SGSY, ICDS Blocks Operational (Cum.), Anganwadis Functional (Cum.), Area Covered under Plantation ( Public and Forest Lands), Seedlings Planted ( Public and Forest Lands)

#### **Good**

Off take by States/UTs - AAY, Electricity supplied

#### **Poor**

SHGs provided income generating activities, Off take by States/UTs -TPDS, Houses constructed - IAY, Habitations covered (NC and PC) - ARWSP, Slipped back habitations and habitations with water quality problems addressed- ARWSP

### **32. CHANDIGARH**

#### **Very Good**

Off take by States/UTs -TPDS, SC Families Assisted, ICDS Blocks Operational (Cum.), Anganwadis Functional (Cum.), Area Covered under Plantation ( Public and Forest Lands), Seedlings Planted ( Public and Forest Lands), Electricity supplied

#### **Poor**

Off take by States/UTs - AAY

## **Table - C (Contd.)**

### **33. DADRA AND NAGAR HAVELI**

#### **Very Good**

Individual Swarozgaries Assisted - SGSY, ICDS Blocks Operational (Cum.), Anganwadis Functional (Cum.), Area Covered under Plantation ( Public and Forest Lands), Seedlings Planted ( Public and Forest Lands), Electricity supplied

#### **Poor**

SHGs provided income generating activities, Off take by States/UTs -TPDS, Off take by States/UTs - AAY, Houses constructed - IAY

### **34. DAMAN AND DIU**

#### **Very Good**

ICDS Blocks Operational (Cum.), Anganwadis Functional (Cum.), Seedlings Planted ( Public and Forest Lands)

#### **Good**

Electricity supplied

#### **Poor**

Individual Swarozgaries Assisted - SGSY, SHGs provided income generating activities, Off take by States/UTs -TPDS, Off take by States/UTs - AAY, Houses constructed - IAY, Area Covered under Plantation ( Public and Forest Lands)

### **35. LAKSHADWEEP**

#### **Very Good**

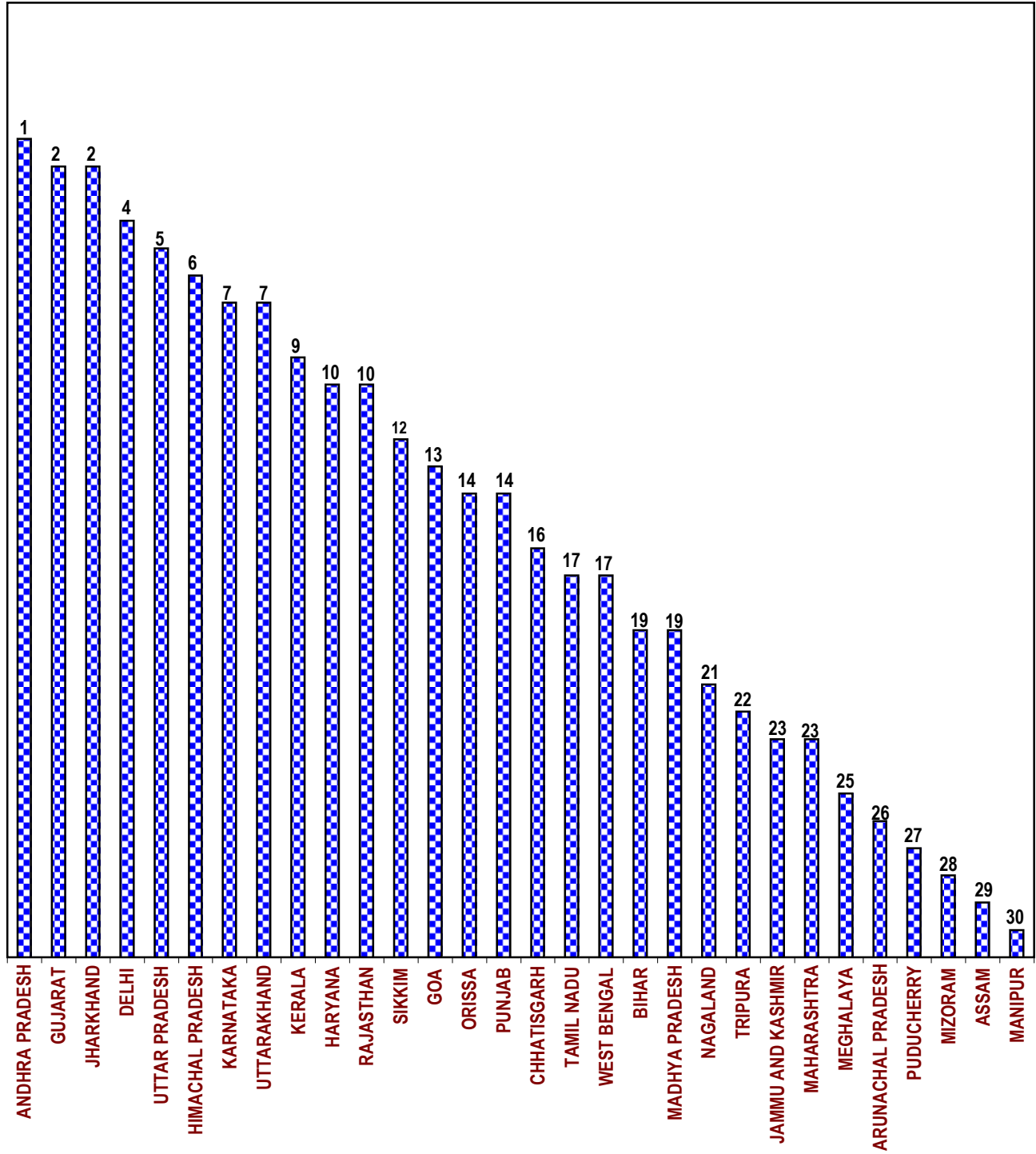
Individual Swarozgaries Assisted - SGSY, ICDS Blocks Operational (Cum.), Anganwadis Functional (Cum.), Electricity supplied

#### **Poor**

SHGs provided income generating activities, Off take by States/UTs -TPDS, Off take by States/UTs - AAY, Houses constructed - IAY, Habitations covered (NC and PC) - ARWSP, Area Covered under Plantation ( Public and Forest Lands), Seedlings Planted ( Public and Forest Lands)



## Ranking of States: During April-September, 2008



States

**Table - D**

**SCORE CARD AND RANKING OF STATES ACCORDING TO THEIR PERFORMANCE**  
**During the period April to September, 2008**

States	No. of Items/ Parameters	Max Score	Parameters in category				Total Marks	% Ach.	RANK
			A	B	C	D			
ANDHRA PRADESH	13	39	11	0	2	0	35	90	1
GUJARAT	16	48	13	0	3	0	42	88	2
JHARKHAND	14	42	11	1	2	0	37	88	2
DELHI	9	27	7	0	2	0	23	85	4
UTTAR PRADESH	14	42	10	1	3	0	35	83	5
HIMACHAL PRADESH	13	39	9	1	3	0	32	82	6
KARNATAKA	16	48	12	0	3	1	39	81	7
UTTARAKHAND	16	48	10	3	3	0	39	81	7
KERALA	15	45	9	2	4	0	35	78	9
HARYANA	15	45	10	0	4	1	34	76	10
RAJASTHAN	17	51	10	2	5	0	39	76	10
SIKKIM	16	48	10	1	3	2	35	73	12
GOA	13	39	8	1	2	2	28	72	13
ORISSA	15	45	8	1	6	0	32	71	14
PUNJAB	15	45	8	1	6	0	32	71	14
CHHATISGARH	17	51	9	1	6	1	35	69	16
TAMIL NADU	15	45	7	1	7	0	30	67	17
WEST BENGAL	16	48	8	1	6	1	32	67	17
BIHAR	14	42	6	1	7	0	27	64	19
MADHYA PRADESH	15	45	7	0	8	0	29	64	19
NAGALAND	13	39	6	0	6	1	24	62	21
TRIPURA	15	45	6	1	6	2	26	58	22
JAMMU AND KASHMIR	15	45	6	0	7	2	25	56	23
MAHARASHTRA	16	48	6	0	9	1	27	56	23
MEGHALAYA	15	45	5	0	9	1	24	53	25
ARUNACHAL PRADESH	15	45	6	1	3	5	23	51	26
PUDUCHERRY	14	42	4	1	6	3	20	48	27
MIZORAM	14	42	5	0	4	5	19	45	28
ASSAM	17	51	4	1	8	4	22	43	29
MANIPUR	13	39	4	0	3	6	15	38	30

**NORMS FOR RANKING**

The criteria for performance assessment of States is as follows:

	<b><u>Marks</u></b>
Category "A" Where the Achievement is 90% or above of the target	3
Category "B" Where the Achievement is above National Average	2
Category "C" Where the Achievement is below National Average	1
Category "D" Where their is NIL Performance	0

**Note:** For ranking of the states, the All-India Percent achievement is taken as the National Average.

**PART - II**

**TWENTY POINT PROGRAMME - 2006**

**ITEM-WISE PERFORMANCE TABLES**

Table - 1

## Employment generation under the NREG Scheme

Sl. No.		No. of job cards issued (Number)	Employment generated (Number)	Wages given (Rupees)
State/UT Name		April,2008-September,2008	April,2008-September,2008	April,2008-September,2008
(1)	(2)	(3)	(4)	(5)
1	ANDHRA PRADESH	28,02,045	13,85,01,863	12,37,35,22,000
2	ARUNACHAL PRADESH	0	0	0
3	ASSAM	20,24,846	2,92,98,000	2,82,01,51,000
4	BIHAR	89,39,729	5,05,36,000	5,98,47,43,000
5	CHHATISGARH	32,55,768	8,55,95,000	4,98,84,40,000
6	DELHI	0	0	0
7	GOA	0	0	0
8	GUJARAT	17,35,337	82,05,000	41,58,59,000
9	HARYANA	2,93,919	19,83,000	28,05,07,000
10	HIMACHAL PRADESH	7,10,183	71,71,000	71,00,45,000
11	JAMMU AND KASHMIR	3,27,407	22,62,688	21,01,87,000
12	JHARKHAND	9,99,346	4,97,47,888	6,50,25,70,204
13	KARNATAKA	25,37,293	93,00,000	69,78,00,000
14	KERALA	11,15,249	44,56,012	52,29,30,000
15	MADHYA PRADESH	1,12,85,566	14,44,94,000	10,97,76,20,000
16	MAHARASHTRA	10,33,267	1,59,23,000	1,79,17,70,000
17	MANIPUR	1,02,718	9,87,000	3,98,12,000
18	MEGHALAYA	1,98,805	30,43,000	22,94,00,000
19	MIZORAM	0	0	0
20	NAGALAND	1,92,000	10,00,000	9,30,95,000
21	ORISSA	7,19,685	1,79,59,000	1,57,72,45,000
22	PUDUCHERRY	70,989	1,62,000	1,28,44,000
23	PUNJAB	3,21,558	9,26,000	10,23,70,000
24	RAJASTHAN	79,26,517	27,81,66,000	23,84,07,02,000
25	SIKKIM	49,998	8,76,785	14,27,83,000
26	TAMIL NADU	82,87,391	7,20,10,000	5,75,85,57,100
27	TRIPURA	5,91,311	1,42,50,000	1,57,60,00,000
28	UTTARAKHAND	4,75,862	29,48,270	21,60,57,000
29	UTTAR PRADESH	45,14,273	7,42,85,503	7,43,14,00,000
30	WEST BENGAL	2,79,377	3,54,41,000	2,73,46,54,000
31	ANDAMAN AND NICOBAR ISLANDS	1,174	144	52,138
32	CHANDIGARH	0	0	0
33	DADRA AND NAGAR HAVELI	0	0	0
34	DAMAN AND DIU	0	0	0
35	LAKSHADWEEP	1,928	96,000	29,66,000
<b>Grand Total</b>		<b>6,07,93,541</b>	<b>1,04,96,24,153</b>	<b>92,03,40,81,442</b>

# Swaranjayanti Gram Swarozgar Yojana

## Individual Swarozgaries Assisted

% Achievement of Target

During April-September, 2008

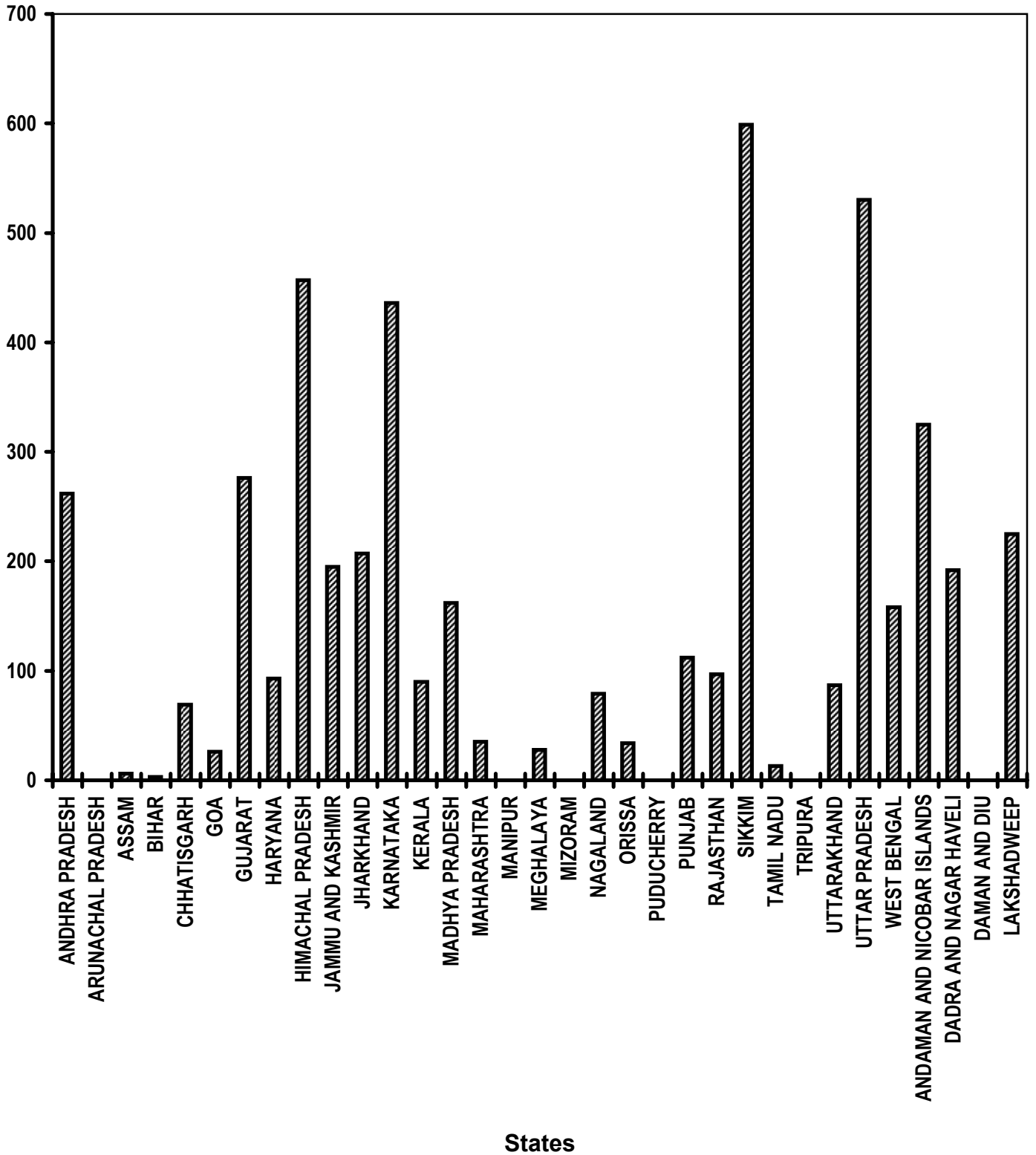


Table - 2

**Swaranjayanti Gram Swarojgar Yojana  
Individual Swarozgaries Assisted  
(Unit: Number)**

Sl. No.	State/UT Name	Target		Achievement	Percent
		2008-2009	April,2008-September,2008	April,2008-September,2008	Achievement April,2008-September,2008
(1)	(2)	(3)	(4)	(5)	(5)/(4)
1	ANDHRA PRADESH	20,231	7,081	18,583	262
2	ARUNACHAL PRADESH	1,055	369	0	0
3	ASSAM	27,423	9,598	588	6
4	BIHAR	48,127	16,844	443	3
5	CHHATISGARH	10,688	3,741	2,580	69
6	GOA	238	84	22	26
7	GUJARAT	7,615	2,665	7,358	276
8	HARYANA	4,480	1,568	1,457	93
9	HIMACHAL PRADESH	1,886	660	3,016	457
10	JAMMU AND KASHMIR	2,335	817	1,595	195
11	JHARKHAND	18,146	6,351	13,160	207
12	KARNATAKA	15,277	5,347	23,335	436
13	KERALA	6,854	2,399	2,164	90
14	MADHYA PRADESH	22,905	8,017	13,008	162
15	MAHARASHTRA	30,200	10,570	3,658	35
16	MANIPUR	1,839	644	0	0
17	MEGHALAYA	2,060	721	202	28
18	MIZORAM	477	234	0	0
19	NAGALAND	1,414	495	393	79
20	ORISSA	23,138	8,099	2,759	34
21	PUDUCHERRY	286	100	0	0
22	PUNJAB	2,177	762	857	112
23	RAJASTHAN	11,600	4,060	3,946	97
24	SIKKIM	528	185	1,109	599
25	TAMIL NADU	17,889	6,261	833	13
26	TRIPURA	3,320	1,162	0	0
27	UTTARAKHAND	3,648	1,277	1,117	87
28	UTTAR PRADESH	69,286	24,250	1,28,555	530
29	WEST BENGAL	25,715	9,000	14,176	158
30	ANDAMAN AND NICOBAR ISLANDS	36	12	39	325
31	DADRA AND NAGAR HAVELI	36	12	23	192
32	DAMAN AND DIU	36	12	0	0
33	LAKSHADWEEP	36	12	27	225
<b>Grand Total</b>		<b>3,80,981</b>	<b>1,33,409</b>	<b>2,45,003</b>	<b>184</b>

**Very Good:(90% or above of targets)**

ANDHRA PRADESH, GUJARAT, HARYANA, HIMACHAL PRADESH, JAMMU AND KASHMIR, JHARKHAND, KARNATAKA, KERALA, MADHYA PRADESH, PUNJAB, RAJASTHAN, SIKKIM, UTTAR PRADESH, WEST BENGAL, ANDAMAN AND NICOBAR ISLANDS, DADRA AND NAGAR HAVELI, LAKSHADWEEP

**Good:(Between 80% to 90% targets)**

UTTARAKHAND

**Poor:(Below 80% of targets)**

ARUNACHAL PRADESH, ASSAM, BIHAR, CHHATISGARH, GOA, MAHARASHTRA, MANIPUR, MEGHALAYA, MIZORAM, NAGALAND, ORISSA, PUDUCHERRY, TAMIL NADU, TRIPURA, DAMAN AND DIU

Table - 3(A)

**Self Help Groups (SHG)**  
**(Unit: Number)**

		<b>Formed under SGSY (Number) April,2008- September,2008</b>
<b>Sl. No.</b>	<b>State/UT Name</b>	
<b>(1)</b>	<b>(2)</b>	<b>(3)</b>
1	ANDHRA PRADESH	20,093
2	ARUNACHAL PRADESH	0
3	ASSAM	11,573
4	BIHAR	6,475
5	CHHATISGARH	2,012
6	DELHI	0
7	GOA	47
8	GUJARAT	2,374
9	HARYANA	1,241
10	HIMACHAL PRADESH	424
11	JAMMU AND KASHMIR	278
12	JHARKHAND	7,971
13	KARNATAKA	3,713
14	KERALA	516
15	MADHYA PRADESH	6,707
16	MAHARASHTRA	15,615
17	MANIPUR	0
18	MEGHALAYA	346
19	MIZORAM	0
20	NAGALAND	0
21	ORISSA	3,876
22	PUDUCHERRY	137
23	PUNJAB	368
24	RAJASTHAN	51,730
25	SIKKIM	203
26	TAMIL NADU	5,079
27	TRIPURA	2,825
28	UTTARAKHAND	66
29	UTTAR PRADESH	16,053
30	WEST BENGAL	12,458
31	ANDAMAN AND NICOBAR ISLANDS	11
32	CHANDIGARH	0
33	DADRA AND NAGAR HAVELI	0
34	DAMAN AND DIU	0
35	LAKSHADWEEP	0
<b>Grand Total</b>		<b>1,72,191</b>

# Self Help Groups (SHG)

To whom income generating activities provided

% Achievement of Target

During April-September, 2008

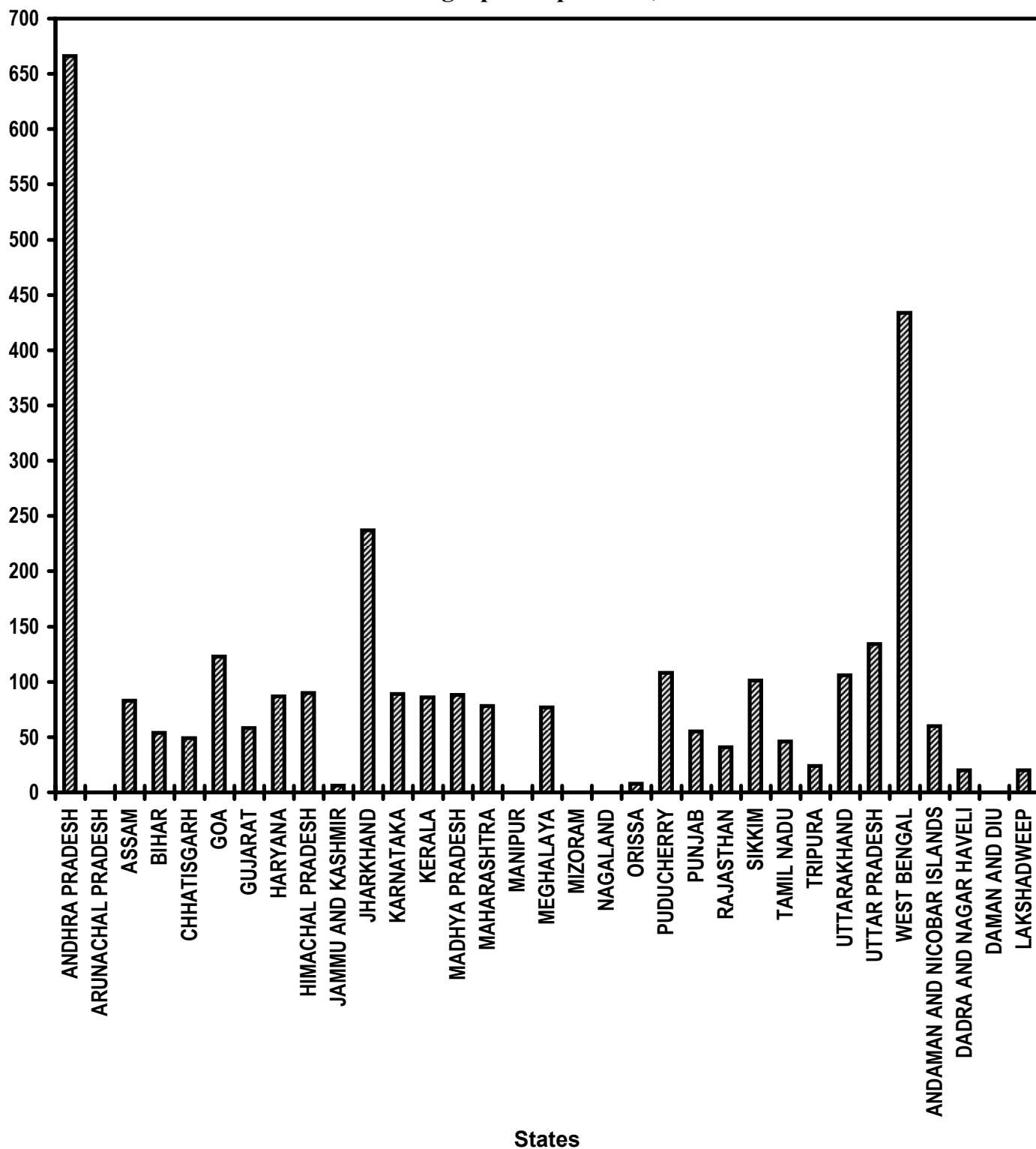




Table - 3(B)

**Self Help Groups (SHG)**  
**To whom income generating activities provided**  
**(Unit: Number)**

Sl. No.	State/UT Name	Target		Achievement April,2008- September,2008	Percent Achievement April,2008- September,2008
		2008-2009	April,2008- September,2008		
(1)	(2)	(3)	(4)	(5)	(5)/(4)
1	ANDHRA PRADESH	7,337	2,568	17,112	666
2	ARUNACHAL PRADESH	383	134	0	0
3	ASSAM	9,946	3,481	2,905	83
4	BIHAR	17,454	6,109	3,325	54
5	CHHATISGARH	3,876	1,356	668	49
6	GOA	86	30	37	123
7	GUJARAT	2,762	966	563	58
8	HARYANA	1,625	569	497	87
9	HIMACHAL PRADESH	684	240	217	90
10	JAMMU AND KASHMIR	846	296	18	6
11	JHARKHAND	6,580	2,303	5,466	237
12	KARNATAKA	5,540	1,939	1,720	89
13	KERALA	2,486	870	746	86
14	MADHYA PRADESH	8,306	2,907	2,544	88
15	MAHARASHTRA	10,954	3,834	2,980	78
16	MANIPUR	666	233	0	0
17	MEGHALAYA	746	261	202	77
18	MIZORAM	173	61	0	0
19	NAGALAND	512	179	0	0
20	ORISSA	8,391	2,937	224	8
21	PUDUCHERRY	104	37	40	108
22	PUNJAB	789	276	151	55
23	RAJASTHAN	4,206	1,472	600	41
24	SIKKIM	191	67	68	101
25	TAMIL NADU	6,488	2,271	1,055	46
26	TRIPURA	1,204	422	102	24
27	UTTARAKHAND	1,323	463	492	106
28	UTTAR PRADESH	25,128	8,795	11,770	134
29	WEST BENGAL	9,326	3,264	14,173	434
30	ANDAMAN AND NICOBAR ISLANDS	14	5	3	60
31	DADRA AND NAGAR HAVELI	14	5	1	20
32	DAMAN AND DIU	14	5	0	0
33	LAKSHADWEEP	14	5	1	20
<b>Grand Total</b>		<b>1,38,168</b>	<b>48,360</b>	<b>67,680</b>	<b>140</b>

**Very Good:(90% or above of targets)**

ANDHRA PRADESH, GOA, HIMACHAL PRADESH, JHARKHAND, PUDUCHERRY, SIKKIM, UTTARAKHAND, UTTAR PRADESH, WEST BENGAL

**Good:(Between 80% to 90% targets)**

ASSAM, HARYANA, KARNATAKA, KERALA, MADHYA PRADESH

**Poor:(Below 80% of targets)**

ARUNACHAL PRADESH, BIHAR, CHHATISGARH, GUJARAT, JAMMU AND KASHMIR, MAHARASHTRA, MANIPUR, MEGHALAYA, MIZORAM, NAGALAND, ORISSA, PUNJAB, RAJASTHAN, TAMIL NADU, TRIPURA, ANDAMAN AND NICOBAR ISLANDS, DADRA AND NAGAR HAVELI, DAMAN AND DIU, LAKSHADWEEP

Table - 4

**Distribution of waste land to the landless  
(Unit: Hectare)**

Sl. No.	State/UT Name	Total Land Distributed (Hectare) April,2008- September,2008
(1)	(2)	(3)
1	ANDHRA PRADESH	47
2	ARUNACHAL PRADESH	0
3	ASSAM	46
4	BIHAR	28
5	CHHATISGARH	24,567
6	DELHI	0
7	GOA	0
8	GUJARAT	771
9	HARYANA	0
10	JAMMU AND KASHMIR	0
11	JHARKHAND	12,984
12	KARNATAKA	0
13	KERALA	0
14	MADHYA PRADESH	54,333
15	MAHARASHTRA	0
16	MANIPUR	0
17	MEGHALAYA	0
18	MIZORAM	0
19	NAGALAND	0
20	ORISSA	740
21	PUDUCHERRY	0
22	PUNJAB	0
23	RAJASTHAN	0
24	SIKKIM	0
25	TAMIL NADU	2,70,827
26	TRIPURA	0
27	UTTARAKHAND	0
28	UTTAR PRADESH	3,300
29	WEST BENGAL	0
30	ANDAMAN AND NICOBAR ISLANDS	0
31	CHANDIGARH	0
32	DADRA AND NAGAR HAVELI	0
33	DAMAN AND DIU	0
34	LAKSHADWEEP	0
<b>Grand Total</b>		<b>3,67,643</b>

Table - 5(A)

## Minimum Wages Enforcement (including Farm Labour)

Sl. No.	State/UT Name	Agriculture and Farm Workers: Inspections made (Number) April,2008-September,2008	Agriculture and Farm Workers: Irregularities detected (Number) April,2008-September,2008	Agriculture and Farm Workers: Irregularities rectified (Number) April,2008-September,2008
(1)	(2)	(3)	(4)	(5)
1	ANDHRA PRADESH	0	0	0
2	ARUNACHAL PRADESH	0	0	0
3	ASSAM	0	0	0
4	BIHAR	0	0	0
5	CHHATISGARH	0	0	0
6	DELHI	0	0	0
7	GOA	2	14	0
8	GUJARAT	23,191	3,834	4,215
9	HARYANA	0	0	0
10	HIMACHAL PRADESH	0	0	0
11	JAMMU AND KASHMIR	0	0	0
12	JHARKHAND	0	0	0
13	KARNATAKA	0	0	0
14	KERALA	0	0	0
15	MADHYA PRADESH	0	0	0
16	MAHARASHTRA	0	0	0
17	MANIPUR	0	0	0
18	MEGHALAYA	0	0	0
19	MIZORAM	0	0	0
20	NAGALAND	0	0	0
21	ORISSA	6,224	1,768	3,421
22	PUDUCHERRY	0	4,155	0
23	PUNJAB	157	0	0
24	RAJASTHAN	1,192	0	0
25	SIKKIM	0	0	0
26	TAMIL NADU	0	0	0
27	TRIPURA	0	0	0
28	UTTARAKHAND	0	0	0
29	UTTAR PRADESH	10,622	2,934	0
30	WEST BENGAL	0	0	0
31	ANDAMAN AND NICOBAR ISLANDS	0	0	0
32	CHANDIGARH	0	0	0
33	DADRA AND NAGAR HAVELI	0	0	0
34	DAMAN AND DIU	0	0	0
35	LAKSHADWEEP	0	0	0
<b>Grand Total</b>		<b>41,388</b>	<b>12,705</b>	<b>7,636</b>

Table - 5(B)

**Minimum Wages Enforcement (including Farm Labour)**  
(Unit: Number)

Sl. No.	State/UT Name	Agriculture and Farm Workers:	Agriculture and Farm Workers:
		Claims filed (Number) April,2008-September,2008	Claims settled (Number) April,2008-September,2008
(1)	(2)	(3)	(4)
1	ANDHRA PRADESH	0	0
2	ARUNACHAL PRADESH	0	0
3	ASSAM	0	0
4	BIHAR	0	0
5	CHHATISGARH	0	0
6	DELHI	0	0
7	GOA	0	0
8	GUJARAT	7	2
9	HARYANA	7	2
10	HIMACHAL PRADESH	0	0
11	JAMMU AND KASHMIR	0	0
12	JHARKHAND	0	0
13	KARNATAKA	0	0
14	KERALA	0	0
15	MADHYA PRADESH	0	0
16	MAHARASHTRA	0	0
17	MANIPUR	0	0
18	MEGHALAYA	0	0
19	MIZORAM	0	0
20	NAGALAND	0	0
21	ORISSA	0	0
22	PUDUCHERRY	0	0
23	PUNJAB	0	0
24	RAJASTHAN	5	0
25	SIKKIM	0	0
26	TAMIL NADU	0	0
27	TRIPURA	0	0
28	UTTARAKHAND	0	0
29	UTTAR PRADESH	0	0
30	WEST BENGAL	0	0
31	ANDAMAN AND NICOBAR ISLANDS	0	0
32	CHANDIGARH	0	0
33	DADRA AND NAGAR HAVELI	0	0
34	DAMAN AND DIU	0	0
35	LAKSHADWEEP	0	0
<b>Grand Total</b>		<b>19</b>	<b>4</b>

Table - 5(C)

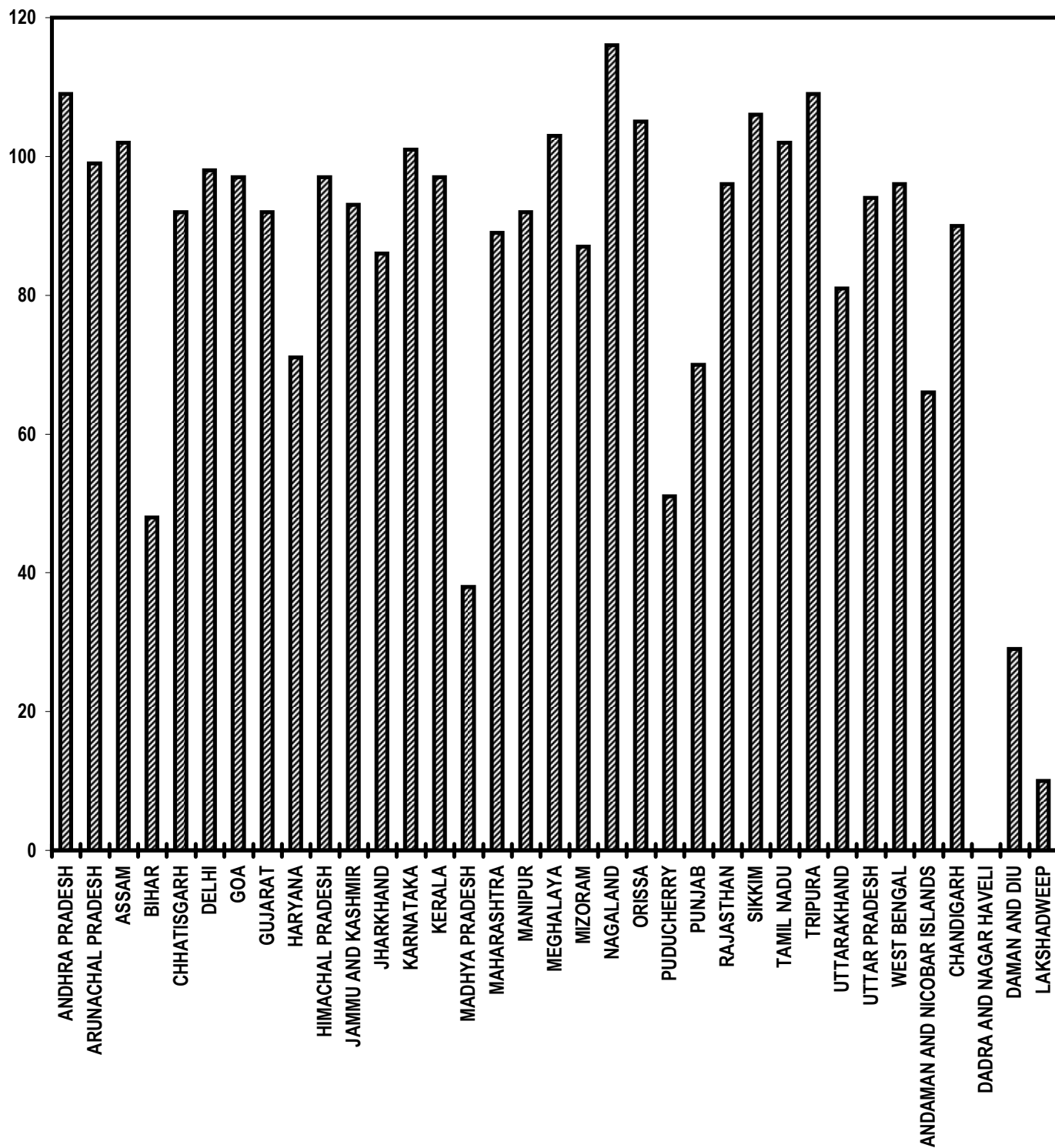
## Minimum Wages Enforcement (including Farm Labour)

Sl. No.	State/UT Name	Agriculture and Farm Workers: Prosecution cases Pending (Number) April,2008-September,2008	Agriculture and Farm Workers: Prosecution cases filed (Number) April,2008-September,2008	Agriculture and Farm Workers: Prosecution cases decided (Number) April,2008-September,2008
		(3)	(4)	(5)
1	ANDHRA PRADESH	0	0	0
2	ARUNACHAL PRADESH	0	0	0
3	ASSAM	0	0	0
4	BIHAR	0	0	0
5	CHHATISGARH	0	0	0
6	DELHI	0	0	0
7	GOA	8	8	0
8	GUJARAT	4,240	29	77
9	HARYANA	0	0	0
10	HIMACHAL PRADESH	0	0	0
11	JAMMU AND KASHMIR	0	0	0
12	JHARKHAND	0	0	0
13	KARNATAKA	0	0	0
14	KERALA	0	0	0
15	MADHYA PRADESH	0	0	0
16	MAHARASHTRA	0	0	0
17	MANIPUR	0	0	0
18	MEGHALAYA	0	0	0
19	MIZORAM	0	0	0
20	NAGALAND	0	0	0
21	ORISSA	739	1	0
22	PUDUCHERRY	0	0	0
23	PUNJAB	0	0	0
24	RAJASTHAN	1	0	1
25	SIKKIM	0	0	0
26	TAMIL NADU	0	0	0
27	TRIPURA	0	0	0
28	UTTARAKHAND	0	0	0
29	UTTAR PRADESH	75	0	3
30	WEST BENGAL	0	0	0
31	ANDAMAN AND NICOBAR ISLANDS	0	0	0
32	CHANDIGARH	0	0	0
33	DADRA AND NAGAR HAVELI	0	0	0
34	DAMAN AND DIU	0	0	0
35	LAKSHADWEEP	0	0	0
<b>Grand Total</b>		<b>5,063</b>	<b>38</b>	<b>81</b>

# Food security (Targeted Public Distribution system)

## Off take

% Achievement of Target  
During April-September, 2008



States

Table - 6(A)

## Food security (Targeted Public Distribution system)

Sl. No.	State/UT Name	Allocation of	Off take	Percentage of
		Food Grains (Tonnes) April,2008- September,2008	April,2008- September,2008	offtake w.r.t. Allocation of Food Grains
(1)	(2)	(3)	(4)	(5)
1	ANDHRA PRADESH	16,57,716	18,01,733	109
2	ARUNACHAL PRADESH	50,778	50,293	99
3	ASSAM	7,03,128	7,19,049	102
4	BIHAR	14,04,316	6,74,074	48
5	CHHATISGARH	4,32,292	3,96,444	92
6	DELHI	2,96,274	2,91,098	98
7	GOA	14,866	14,387	97
8	GUJARAT	4,74,991	4,35,347	92
9	HARYANA	2,40,702	1,69,790	71
10	HIMACHAL PRADESH	2,22,588	2,16,755	97
11	JAMMU AND KASHMIR	3,98,402	3,70,646	93
12	JHARKHAND	5,11,374	4,42,310	86
13	KARNATAKA	10,14,218	10,21,611	101
14	KERALA	5,54,302	5,38,043	97
15	MADHYA PRADESH	9,46,180	3,62,033	38
16	MAHARASHTRA	15,00,998	13,28,978	89
17	MANIPUR	52,458	48,418	92
18	MEGHALAYA	70,638	72,691	103
19	MIZORAM	41,454	35,983	87
20	NAGALAND	63,438	73,825	116
21	ORISSA	9,15,252	9,62,610	105
22	PUDUCHERRY	18,258	9,228	51
23	PUNJAB	2,12,360	1,49,190	70
24	RAJASTHAN	6,28,734	6,04,527	96
25	SIKKIM	22,110	23,329	106
26	TAMIL NADU	18,21,416	18,58,761	102
27	TRIPURA	1,30,002	1,41,773	109
28	UTTARAKHAND	1,55,126	1,25,413	81
29	UTTAR PRADESH	23,55,414	22,25,264	94
30	WEST BENGAL	15,12,580	14,47,594	96
31	ANDAMAN AND NICOBAR ISLANDS	13,705	9,063	66
32	CHANDIGARH	1,914	1,729	90
33	DADRA AND NAGAR HAVELI	4,244	0	0
34	DAMAN AND DIU	960	276	29
35	LAKSHADWEEP	2,304	240	10
<b>Grand Total</b>		<b>1,84,45,492</b>	<b>1,66,22,505</b>	<b>90</b>

**Very Good:(90% or above of targets)**

ANDHRA PRADESH, ARUNACHAL PRADESH, ASSAM, CHHATISGARH, DELHI, GOA, GUJARAT, HIMACHAL PRADESH, JAMMU AND KASHMIR, KARNATAKA, KERALA, MANIPUR, MEGHALAYA, NAGALAND, ORISSA, RAJASTHAN, SIKKIM, TAMIL NADU, TRIPURA, UTTAR PRADESH, WEST BENGAL, CHANDIGARH

**Good:(Between 80% to 90% targets)**

JHARKHAND, MAHARASHTRA, MIZORAM, UTTARAKHAND

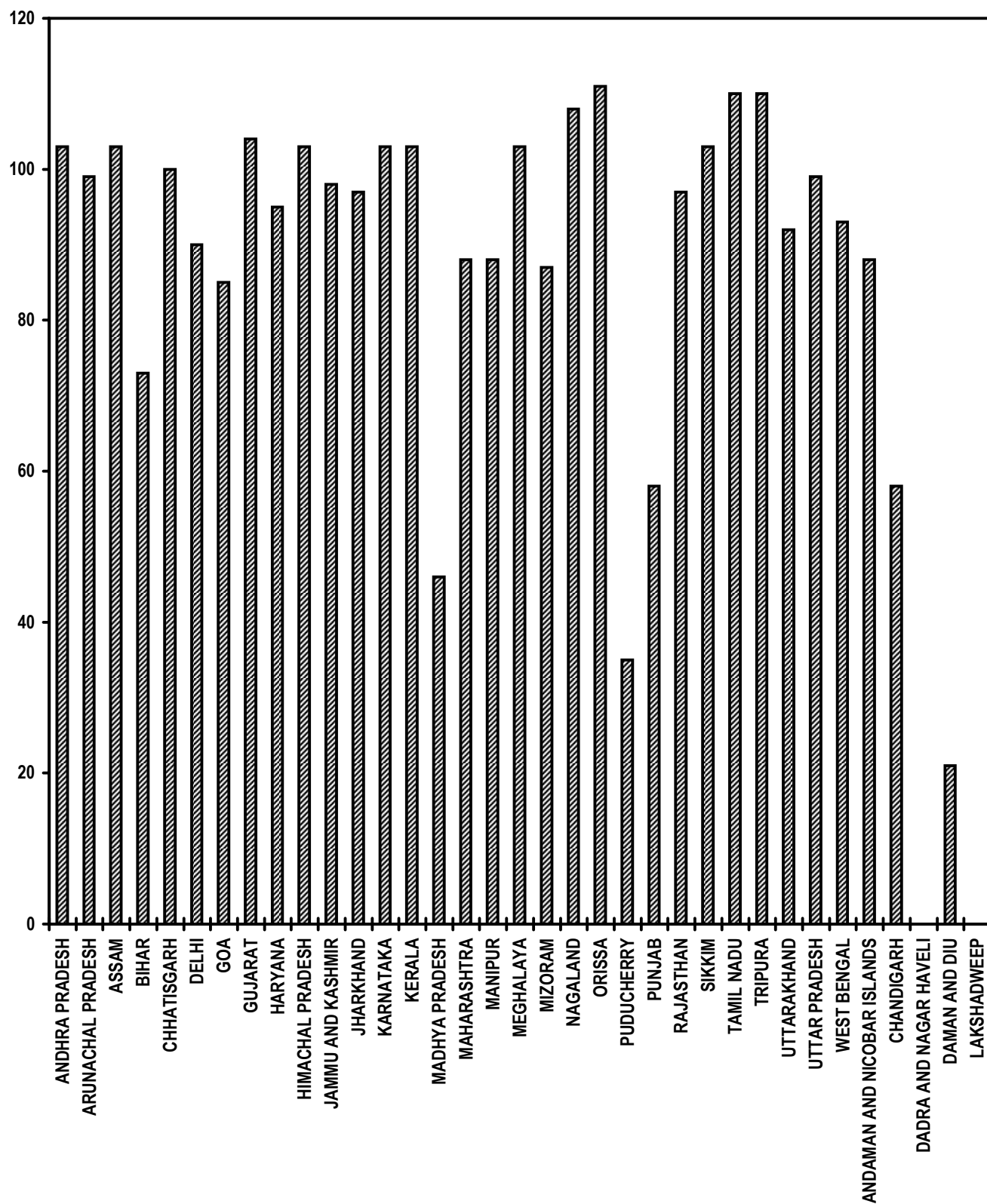
**Poor:(Below 80% of targets)**

BIHAR, HARYANA, MADHYA PRADESH, PUDUCHERRY, PUNJAB, ANDAMAN AND NICOBAR ISLANDS, DADRA AND NAGAR HAVELI, DAMAN AND DIU, LAKSHADWEEP

# Food security(Antodaya Anna Yojana)

## Off take

% Achievement of Target  
During April-September, 2008



States



Table - 6(B)

## Food Security (Antodaya Anna Yojana)

Sl. No.	State/UT Name	Allocation of Food Grains (Tonnes)		Percentage of offtake w.r.t. Allocation of Food Grains
		April,2008-September,2008	Off take April,2008-September,2008	
(1)	(2)	(3)	(4)	(5)
1	ANDHRA PRADESH	3,27,144	3,35,860	103
2	ARUNACHAL PRADESH	7,986	7,885	99
3	ASSAM	1,47,846	1,51,683	103
4	BIHAR	5,09,994	3,70,539	73
5	CHHATISGARH	1,50,972	1,50,972	100
6	DELHI	31,542	28,455	90
7	GOA	3,054	2,597	85
8	GUJARAT	1,70,040	1,76,299	104
9	HARYANA	61,410	58,039	95
10	HIMACHAL PRADESH	41,370	42,504	103
11	JAMMU AND KASHMIR	53,694	52,486	98
12	JHARKHAND	1,92,768	1,87,426	97
13	KARNATAKA	2,51,946	2,59,449	103
14	KERALA	1,25,130	1,29,089	103
15	MADHYA PRADESH	3,32,130	1,54,090	46
16	MAHARASHTRA	5,17,440	4,55,859	88
17	MANIPUR	13,362	11,825	88
18	MEGHALAYA	14,742	15,123	103
19	MIZORAM	5,460	4,760	87
20	NAGALAND	9,984	10,823	108
21	ORISSA	2,65,560	2,93,908	111
22	PUDUCHERRY	6,774	2,371	35
23	PUNJAB	37,680	21,677	58
24	RAJASTHAN	1,95,744	1,89,558	97
25	SIKKIM	3,468	3,577	103
26	TAMIL NADU	3,91,572	4,30,752	110
27	TRIPURA	23,760	26,065	110
28	UTTARAKHAND	31,758	29,161	92
29	UTTAR PRADESH	8,59,740	8,46,896	99
30	WEST BENGAL	3,10,842	2,89,611	93
31	ANDAMAN AND NICOBAR ISLANDS	900	792	88
32	CHANDIGARH	444	259	58
33	DADRA AND NAGAR HAVELI	1,098	0	0
34	DAMAN AND DIU	318	68	21
35	LAKSHADWEEP	246	0	0
<b>Grand Total</b>		<b>50,97,918</b>	<b>47,40,458</b>	<b>93</b>

**Very Good:(90% or above of targets)**

ANDHRA PRADESH, ARUNACHAL PRADESH, ASSAM, CHHATISGARH, DELHI, GUJARAT, HARYANA, HIMACHAL PRADESH, JAMMU AND KASHMIR, JHARKHAND, KARNATAKA, KERALA, MEGHALAYA, NAGALAND, ORISSA, RAJASTHAN, SIKKIM, TAMIL NADU, TRIPURA, UTTARAKHAND, UTTAR PRADESH, WEST BENGAL

**Good:(Between 80% to 90% targets)**

GOA, MAHARASHTRA, MANIPUR, MIZORAM, ANDAMAN AND NICOBAR ISLANDS

**Poor:(Below 80% of targets)**

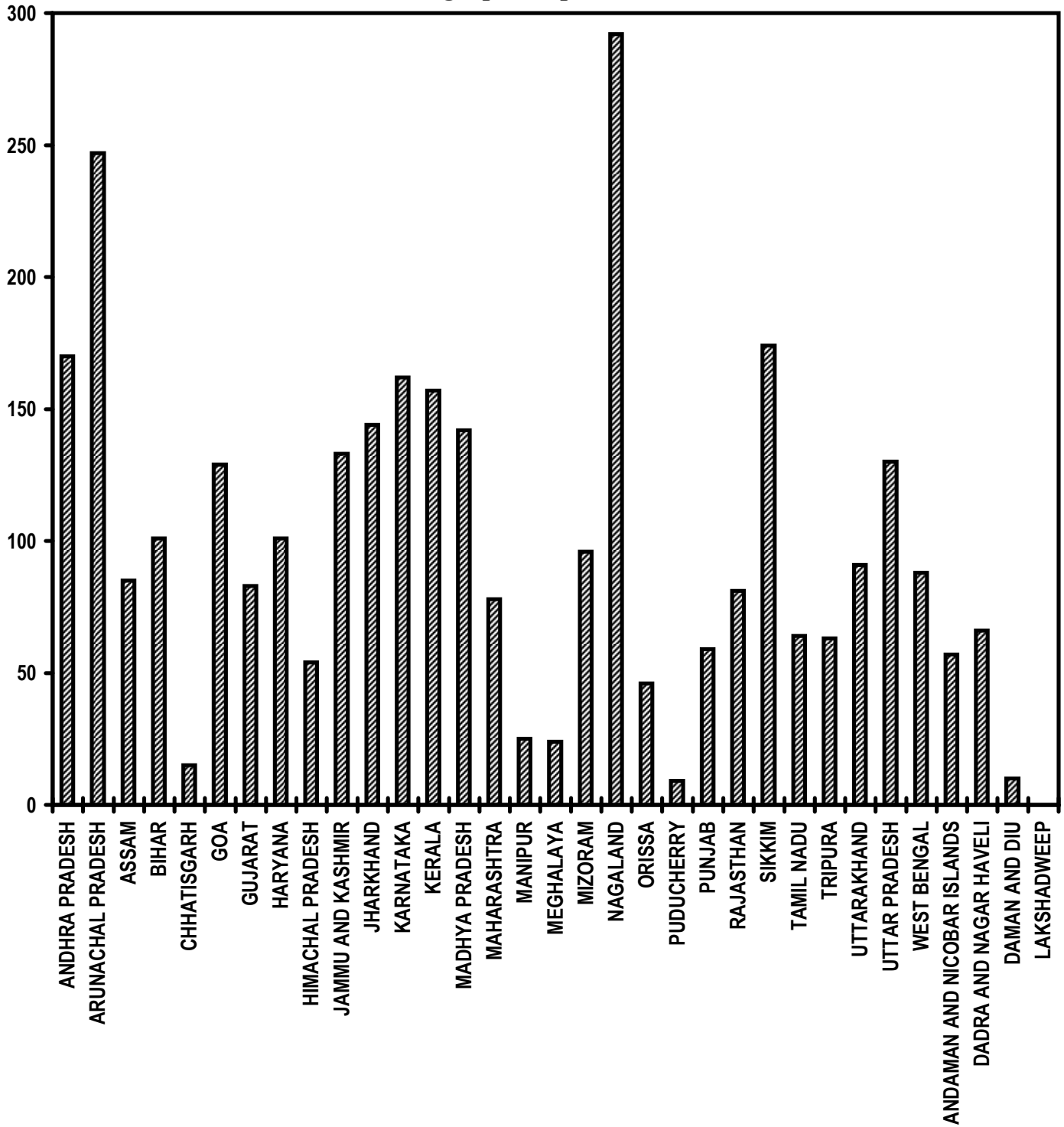
BIHAR, MADHYA PRADESH, PUDUCHERRY, PUNJAB, CHANDIGARH, DADRA AND NAGAR HAVELI, DAMAN AND DIU, LAKSHADWEEP

# Rural Housing - Indira Awaas Yojana

## Houses constructed

% Achievement of Target

During April-September, 2008



States

Table - 7

**Rural Housing - Indira Awaas Yojana**  
**Houses constructed**  
**(Unit: Number)**

Sl. No.	State/UT Name	Target		Achievement	Percent
		2008-2009	April,2008-September,2008	April,2008-September,2008	Achievement April,2008-September,2008
(1)	(2)	(3)	(4)	(5)	(5)/(4)
1	ANDHRA PRADESH	1,92,132	57,639	97,823	170
2	ARUNACHAL PRADESH	6,770	2,030	5,016	247
3	ASSAM	1,49,699	44,910	37,976	85
4	BIHAR	5,67,125	1,70,138	1,72,656	101
5	CHHATISGARH	29,712	8,913	1357 *	15
6	GOA	1,183	355	458	129
7	GUJARAT	94,226	28,269	23,406	83
8	HARYANA	13,229	3,969	3,991	101
9	HIMACHAL PRADESH	4,242	1,272	691	54
10	JAMMU AND KASHMIR	13,176	3,953	5,240	133
11	JHARKHAND	50,585	15,176	21,810	144
12	KARNATAKA	74,023	22,206	36,050	162
13	KERALA	41,164	12,348	19,393	157
14	MADHYA PRADESH	59,091	17,728	25,125	142
15	MAHARASHTRA	1,15,869	34,761	26,960	78
16	MANIPUR	5,877	1,764	434 *	25
17	MEGHALAYA	10,235	3,070	735	24
18	MIZORAM	2,181	654	628	96
19	NAGALAND	6,773	2,032	5,931	292
20	ORISSA	1,11,422	33,426	15,258	46
21	PUDUCHERRY	910	273	24	9
22	PUNJAB	16,361	4,908	2,907	59
23	RAJASTHAN	47,350	14,204	11,501	81
24	SIKKIM	1,295	388	677	174
25	TAMIL NADU	76,925	23,077	14,738	64
26	TRIPURA	13,187	3,956	2,490	63
27	UTTARAKHAND	11,610	3,483	3,167	91
28	UTTAR PRADESH	2,54,729	76,419	99,693	130
29	WEST BENGAL	1,53,697	46,109	40,734	88
30	ANDAMAN AND NICOBAR ISLANDS	1,828	549	313	57
31	DADRA AND NAGAR HAVELI	305	92	61	66
32	DAMAN AND DIU	136	41	4	10
33	LAKSHADWEEP	118	36	0	0
<b>Grand Total</b>		<b>21,27,165</b>	<b>6,38,148</b>	<b>6,77,247</b>	<b>106</b>

**Very Good:(90% or above of targets)**

ANDHRA PRADESH, ARUNACHAL PRADESH, BIHAR, GOA, HARYANA, JAMMU AND KASHMIR, JHARKHAND, KARNATAKA, KERALA, MADHYA PRADESH, MIZORAM, NAGALAND, SIKKIM, UTTARAKHAND, UTTAR PRADESH

**Good:(Between 80% to 90% targets)**

ASSAM, GUJARAT, RAJASTHAN, WEST BENGAL

**Poor:(Below 80% of targets)**

CHHATISGARH, HIMACHAL PRADESH, MAHARASHTRA, MANIPUR, MEGHALAYA, ORISSA, PUDUCHERRY, PUNJAB, TAMIL NADU, TRIPURA, ANDAMAN AND NICOBAR ISLANDS, DADRA AND NAGAR HAVELI, DAMAN AND DIU, LAKSHADWEEP

\* Figures furnished by Ministry of Rural Development

# EWS/LIG Houses in Urban Areas

Houses constructed  
% Achievement of Target  
During April-September, 2008

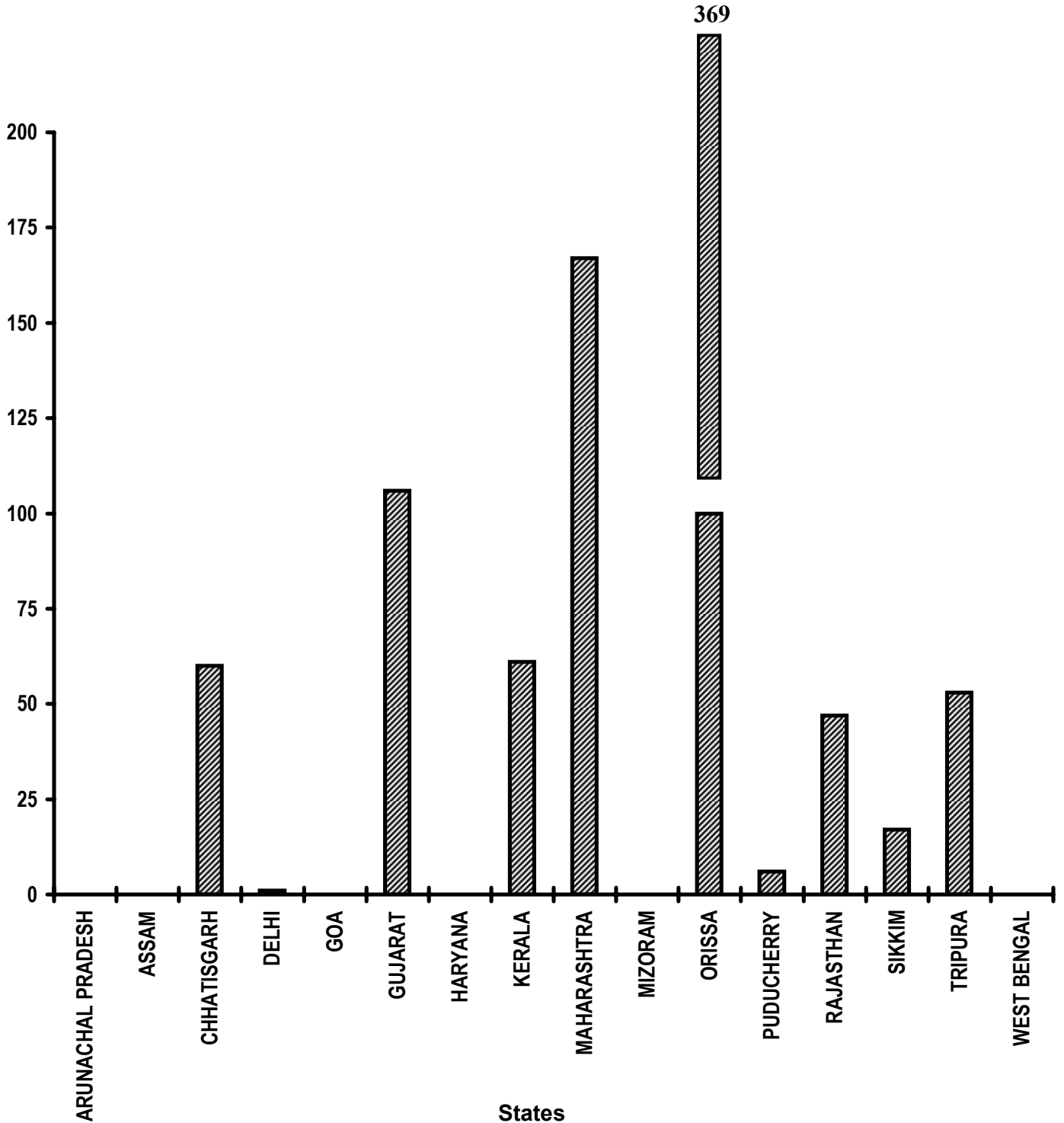


Table - 8

**EWS/LIG Houses in Urban Areas**  
**Houses constructed**  
**(Unit: Number)**

Sl. No.	State/UT Name	Target		Achievement	Percent Achievement
		2008-2009	April,2008-September,2008	April,2008-September,2008	April,2008-September,2008
(1)	(2)	(3)	(4)	(5)	(5)/(4)
1	ARUNACHAL PRADESH	488	240	0	0
2	ASSAM	293	144	0	0
3	CHHATISGARH	6,393	3,192	1,909	60
4	DELHI	80,000	39,996	410	1
5	GOA	130	64	0	0
6	GUJARAT	500	246	260	106
7	HARYANA	166	82	0	0
8	KERALA	2,200	1,098	672	61
9	MAHARASHTRA	14,033	7,014	11,737	167
10	MIZORAM	1,512	756	0	0
11	ORISSA	150	72	266	369
12	PUDUCHERRY	233	114	7	6
13	RAJASTHAN	2,288	1,140	535	47
14	SIKKIM	30	12	2	17
15	TRIPURA	456	228	121	53
16	WEST BENGAL	632	314	0	0
<i>Grand Total</i>		1,09,504	54,712	15,919	29

***Very Good:(90% or above of targets)***

GUJARAT, MAHARASHTRA, ORISSA

***Poor:(Below 80% of targets)***

ARUNACHAL PRADESH, ASSAM, CHHATISGARH, DELHI, GOA, HARYANA, KERALA, MIZORAM, PUDUCHERRY, RAJASTHAN, SIKKIM, TRIPURA, WEST BENGAL

# Rural Areas - Accelerated Rural Water Supply Programme

Habitations covered (NC and PC)

% Achievement of Target  
During April-September, 2008

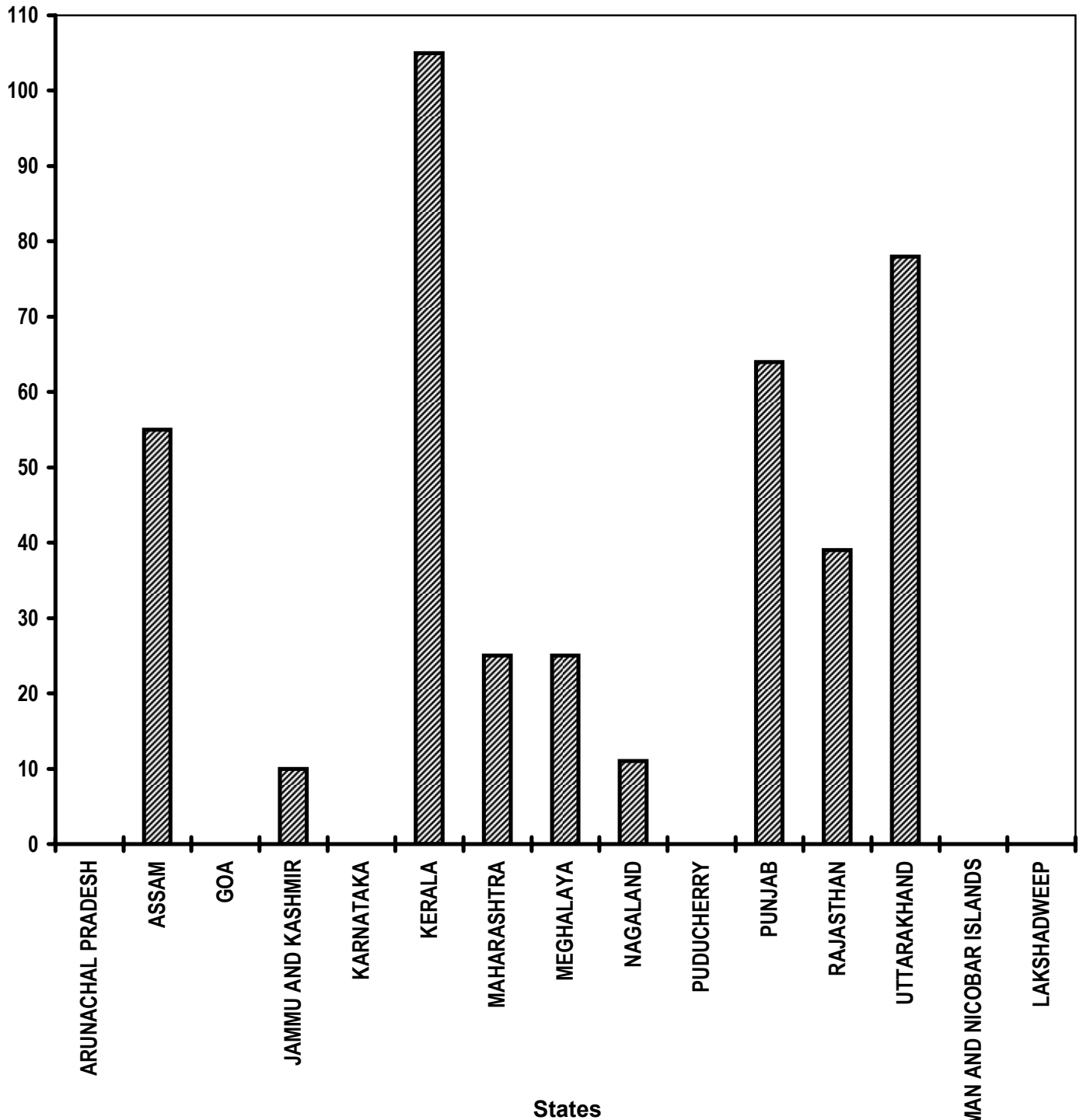


Table - 9(A)

**Rural Areas - Accelerated Rural Water Supply Programme**  
**Habitations covered (NC and PC)**  
**(Unit: Number)**

Sl. No.	State/UT Name	Target		Achievement	Percent Achievement
		2008-2009	April,2008-September,2008	April,2008-September,2008	April,2008-September,2008
(1)	(2)	(3)	(4)	(5)	(5)/(4)
1	ARUNACHAL PRADESH	65	19	0	0
2	ASSAM	273	82	45	55
3	GOA	3	-	0	-
4	JAMMU AND KASHMIR	1,786	536	51	10
5	KARNATAKA	453	136	0	0
6	KERALA	4,112	1,233	1,290	105
7	MAHARASHTRA	8,632	2,589	635	25
8	MEGHALAYA	14	4	1	25
9	NAGALAND	61	18	2	11
10	PUDUCHERRY	10	3	0	0
11	PUNJAB	342	102	65	64
12	RAJASTHAN	869	261	101	39
13	UTTARAKHAND	137	41	32	78
14	ANDAMAN AND NICOBAR ISLANDS	8	2	0	0
15	LAKSHADWEEP	10	3	0	0
<i>Grand Total</i>		16,775	5,029	2,222	44

**Very Good:(90% or above of targets)**

KERALA

**Poor:(Below 80% of targets)**

ARUNACHAL PRADESH, ASSAM, JAMMU AND KASHMIR, KARNATAKA, MAHARASHTRA, MEGHALAYA, NAGALAND, PUDUCHERRY, PUNJAB, RAJASTHAN, UTTARAKHAND, ANDAMAN AND NICOBAR ISLANDS, LAKSHADWEEP

# Rural Areas - Accelerated Rural Water Supply Programme

## Slipped back habitations and habitations with water quality problems addressed

% Achievement of Target  
During April-September, 2008

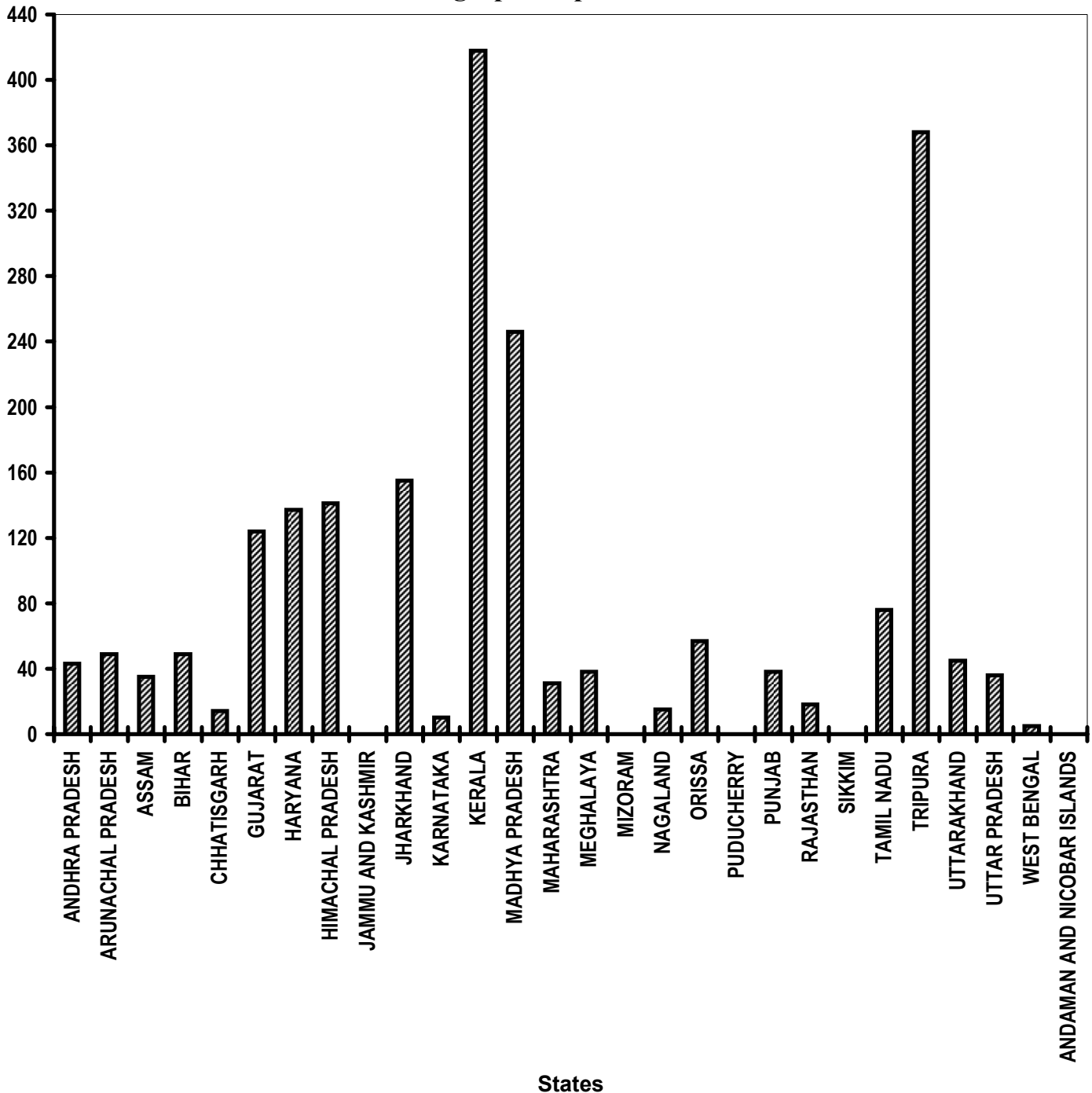




Table - 9(B)

**Rural Areas - Accelerated Rural Water Supply Programme**  
**Slipped back habitations and habitations with water quality problems addressed**  
**(Unit: Number)**

Sl. No.	State/UT Name	Target		Achievement	Percent Achievement
		2008-2009	April,2008-September,2008	April,2008-September,2008	April,2008-September,2008
(1)	(2)	(3)	(4)	(5)	(5)/(4)
1	ANDHRA PRADESH	15,889	4,767	2,038	43
2	ARUNACHAL PRADESH	2,390	717	353	49
3	ASSAM	22,826	6,848	2,385	35
4	BIHAR	39,956	11,988	5,915	49
5	CHHATISGARH	4,408	1,323	184	14
6	GUJARAT	4,232	1,270	1,574	124
7	HARYANA	635	190	260	137
8	HIMACHAL PRADESH	5,184	1,555	2,194	141
9	JAMMU AND KASHMIR	2,919	876	0	0
10	JHARKHAND	7,170	2,151	3,342	155
11	KARNATAKA	12,497	3,749	383	10
12	KERALA	484	145	606	418
13	MADHYA PRADESH	3,718	1,116	2,748	246
14	MAHARASHTRA	11,245	3,373	1,056	31
15	MEGHALAYA	1,867	560	215	38
16	MIZORAM	306	92	0	0
17	NAGALAND	109	33	5	15
18	ORISSA	16,492	4,950	2,826	57
19	PUDUCHERRY	18	5	0	0
20	PUNJAB	4,591	1,377	529	38
21	RAJASTHAN	24,785	7,436	1,361	18
22	SIKKIM	300	90	0	0
23	TAMIL NADU	4,602	1,380	1,055	76
24	TRIPURA	138	41	151	368
25	UTTARAKHAND	3,197	958	432	45
26	UTTAR PRADESH	1,639	491	177	36
27	WEST BENGAL	11,460	3,438	162	5
28	ANDAMAN AND NICOBAR ISLANDS	34	10	0	0
<b>Grand Total</b>		<b>2,03,091</b>	<b>60,929</b>	<b>29,951</b>	<b>49</b>

**Very Good:(90% or above of targets)**

GUJARAT, HARYANA, HIMACHAL PRADESH, JHARKHAND, KERALA, MADHYA PRADESH, TRIPURA

**Poor:(Below 80% of targets)**

ANDHRA PRADESH, ARUNACHAL PRADESH, ASSAM, BIHAR, CHHATISGARH, JAMMU AND KASHMIR, KARNATAKA, MAHARASHTRA, MEGHALAYA, MIZORAM, NAGALAND, ORISSA, PUDUCHERRY, PUNJAB, RAJASTHAN, SIKKIM, TAMIL NADU, UTTARAKHAND, UTTAR PRADESH, WEST BENGAL, ANDAMAN AND NICOBAR ISLANDS

Table - 10

**Sanitation Programme in Rural Areas  
(Unit: Number)**

Sl. No.	State/UT Name	Individual Household latrines constructed (Number) April,2008-September,2008
(1)	(2)	(3)
1	ANDHRA PRADESH	1,56,669
2	ARUNACHAL PRADESH	1,925
3	ASSAM	76,106
4	BIHAR	3,25,013
5	CHHATISGARH	1,13,128
6	DELHI	0
7	GOA	10,480
8	GUJARAT	3,81,051
9	HARYANA	1,79,954
10	HIMACHAL PRADESH	1,30,187
11	JAMMU AND KASHMIR	4,135
12	JHARKHAND	1,21,262
13	KARNATAKA	1,92,803
14	KERALA	33,208
15	MADHYA PRADESH	5,39,037
16	MAHARASHTRA	4,71,332
17	MANIPUR	1,099
18	MEGHALAYA	10,152
19	MIZORAM	5,279
20	NAGALAND	3,174
21	ORISSA	1,82,644
22	PUDUCHERRY	0
23	PUNJAB	2,50,600
24	RAJASTHAN	3,06,332
25	SIKKIM	3,712
26	TAMIL NADU	2,52,118
27	TRIPURA	52,871
28	UTTARAKHAND	35,065
29	UTTAR PRADESH	9,51,569
30	WEST BENGAL	3,67,508
31	ANDAMAN AND NICOBAR ISLANDS	0
32	CHANDIGARH	0
33	DADRA AND NAGAR HAVELI	0
34	DAMAN AND DIU	0
35	LAKSHADWEEP	0
<b>Grand Total</b>		<b>51,58,413</b>

Table - 11

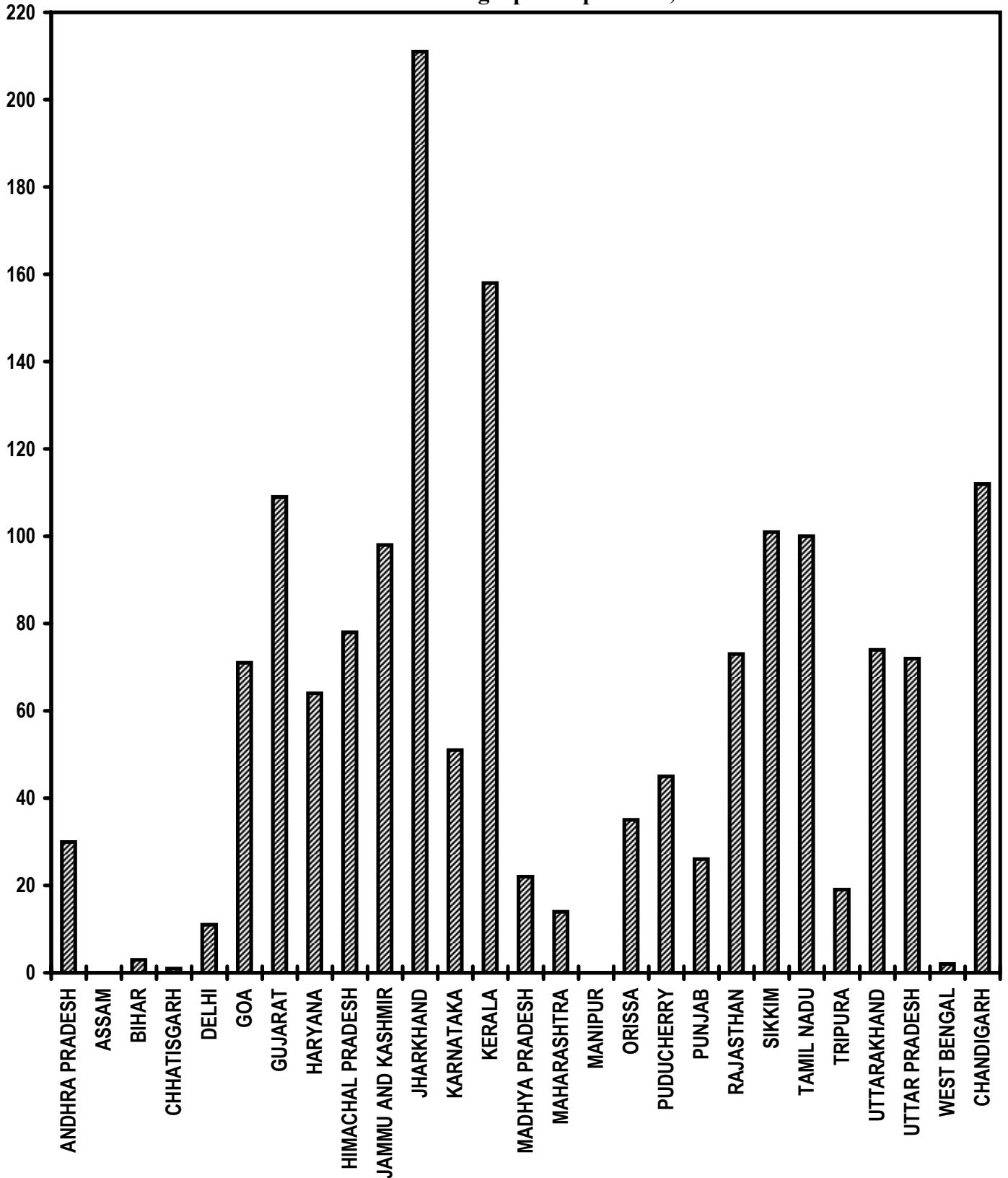
**Institutional Delivery  
(Unit: Number)**

Sl. No.	State/UT Name	Delivery in institutions (Number) April,2008- September,2008
(1)	(2)	(3)
1	ANDHRA PRADESH	6,06,142
2	ARUNACHAL PRADESH	3,898
3	ASSAM	1,12,794
4	BIHAR	1,76,369
5	CHHATISGARH	37,035
6	DELHI	72,050
7	GOA	11,979
8	GUJARAT	4,60,857
9	HARYANA	4,64,961
10	HIMACHAL PRADESH	29,365
11	JAMMU AND KASHMIR	68,777
12	JHARKHAND	92,535
13	KARNATAKA	3,24,861
14	KERALA	2,39,756
15	MADHYA PRADESH	5,98,794
16	MAHARASHTRA	6,12,420
17	MANIPUR	2,996
18	MEGHALAYA	8,413
19	MIZORAM	0
20	NAGALAND	11
21	ORISSA	2,47,225
22	PUDUCHERRY	23,924
23	PUNJAB	1,09,028
24	RAJASTHAN	5,14,558
25	SIKKIM	3,173
26	TAMIL NADU	5,39,976
27	TRIPURA	12,503
28	UTTARAKHAND	36,558
29	UTTAR PRADESH	7,34,960
30	WEST BENGAL	1,95,095
31	ANDAMAN AND NICOBAR ISLANDS	1,871
32	CHANDIGARH	9,368
33	DADRA AND NAGAR HAVELI	1,201
34	DAMAN AND DIU	1,117
35	LAKSHADWEEP	301
<b>Grand Total</b>		<b>63,54,871</b>

# SC Families Assisted

% Achievement of Target

During April-September, 2008



States

48

Table - 12

**SC Families Assisted  
(Unit: Number)**

Sl. No.	State/UT Name	Target *		Achievement	Percent
		2008-2009	April,2008- September,2008	April,2008- September,2008	Achievement April,2008- September,2008
(1)	(2)	(3)	(4)	(5)	(5)/(4)
1	ANDHRA PRADESH	4,50,000	2,25,000	68,135	30
2	ASSAM	44,000	21,996	0	0
3	BIHAR	2,55,000	1,27,500	3,415	3
4	CHHATISGARH	3,75,000	1,87,500	2,760	1
5	DELHI	5,000	2,496	283	11
6	GOA	550	270	193	71
7	GUJARAT	1,40,000	69,996	76,325	109
8	HARYANA	88,500	44,250	28,195	64
9	HIMACHAL PRADESH	58,000	28,998	22,711	78
10	JAMMU AND KASHMIR	1,100	546	537	98
11	JHARKHAND	5,50,000	2,74,998	5,79,594	211
12	KARNATAKA	5,00,000	2,49,996	1,27,381	51
13	KERALA	33,000	16,500	26,149	158
14	MADHYA PRADESH	2,43,000	1,21,500	26,913	22
15	MAHARASHTRA	1,54,000	76,998	10,442	14
16	MANIPUR	550	270	0	0
17	ORISSA	72,600	36,300	12,647	35
18	PUDUCHERRY	5,000	2,496	1,119	45
19	PUNJAB	88,000	43,998	11,238	26
20	RAJASTHAN	4,12,000	2,05,998	1,50,286	73
21	SIKKIM	2,200	1,098	1,112	101
22	TAMIL NADU	9,00,000	4,50,000	4,51,474	100
23	TRIPURA	22,000	10,998	2,085	19
24	UTTARAKHAND	7,000	3,498	2,588	74
25	UTTAR PRADESH	2,57,000	1,28,496	93,061	72
26	WEST BENGAL	1,10,000	54,996	1,343	2
27	CHANDIGARH	700	348	391	112
<b>Grand Total</b>		<b>47,74,200</b>	<b>23,87,040</b>	<b>17,00,377</b>	<b>71</b>

**Very Good:(90% or above of targets)**

GUJARAT, JAMMU AND KASHMIR, JHARKHAND, KERALA, SIKKIM, TAMIL NADU, CHANDIGARH

**Poor:(Below 80% of targets)**

ANDHRA PRADESH, ASSAM, BIHAR, CHHATISGARH, DELHI, GOA, HARYANA, HIMACHAL PRADESH, KARNATAKA, MADHYA PRADESH, MAHARASHTRA, MANIPUR, ORISSA, PUDUCHERRY, PUNJAB, RAJASTHAN, TRIPURA, UTTARAKHAND, UTTAR PRADESH, WEST BENGAL

\* Since the target for 2008-09 have not been received from the concerned

Nodal Ministry, the target for the year 2007-08 has been repeated.

Table - 13

**ST Families Assisted**  
(Unit: Number)

Sl. No.	State/UT Name	Target		Achievement	Percent
		2008-2009	April,2008- September,2008	April,2008- September,2008	Achievement April,2008- September,2008
(1)	(2)	(3)	(4)	(5)	(5)/(4)
1	ANDHRA PRADESH	-	-	1,34,361	-
2	ARUNACHAL PRADESH	-	-	0	-
3	ASSAM	-	-	15	-
4	BIHAR	-	-	283	-
5	CHHATISGARH	-	-	46,346	-
6	DELHI	-	-	0	-
7	GOA	-	-	859	-
8	GUJARAT	-	-	77,350	-
9	HARYANA	-	-	0	-
10	HIMACHAL PRADESH	-	-	5,748	-
11	JAMMU AND KASHMIR	-	-	3,584	-
12	JHARKHAND	-	-	9,78,020	-
13	KARNATAKA	-	-	9,639	-
14	KERALA	-	-	815	-
15	MADHYA PRADESH	-	-	36,508	-
16	MAHARASHTRA	-	-	2,00,000	-
17	MANIPUR	-	-	0	-
18	MEGHALAYA	-	-	0	-
19	MIZORAM	-	-	0	-
20	NAGALAND	-	-	0	-
21	ORISSA	-	-	31,721	-
22	PUDUCHERRY	-	-	0	-
23	PUNJAB	-	-	0	-
24	RAJASTHAN	-	-	27,524	-
25	SIKKIM	-	-	1,968	-
26	TAMIL NADU	-	-	13,941	-
27	TRIPURA	-	-	1,399	-
28	UTTARAKHAND	-	-	650	-
29	UTTAR PRADESH	-	-	625	-
30	WEST BENGAL	-	-	1,601	-
31	ANDAMAN AND NICOBAR ISLANDS	-	-	269	-
32	CHANDIGARH	-	-	0	-
33	DADRA AND NAGAR HAVELI	-	-	0	-
34	DAMAN AND DIU	-	-	0	-
35	LAKSHADWEEP	-	-	0	-
<i>Grand Total</i>		-	-	15,73,226	-

# Universalization of ICDS Scheme

## ICDS Blocks Operational (Cumulative)

% Achievement of Target

During April-September, 2008

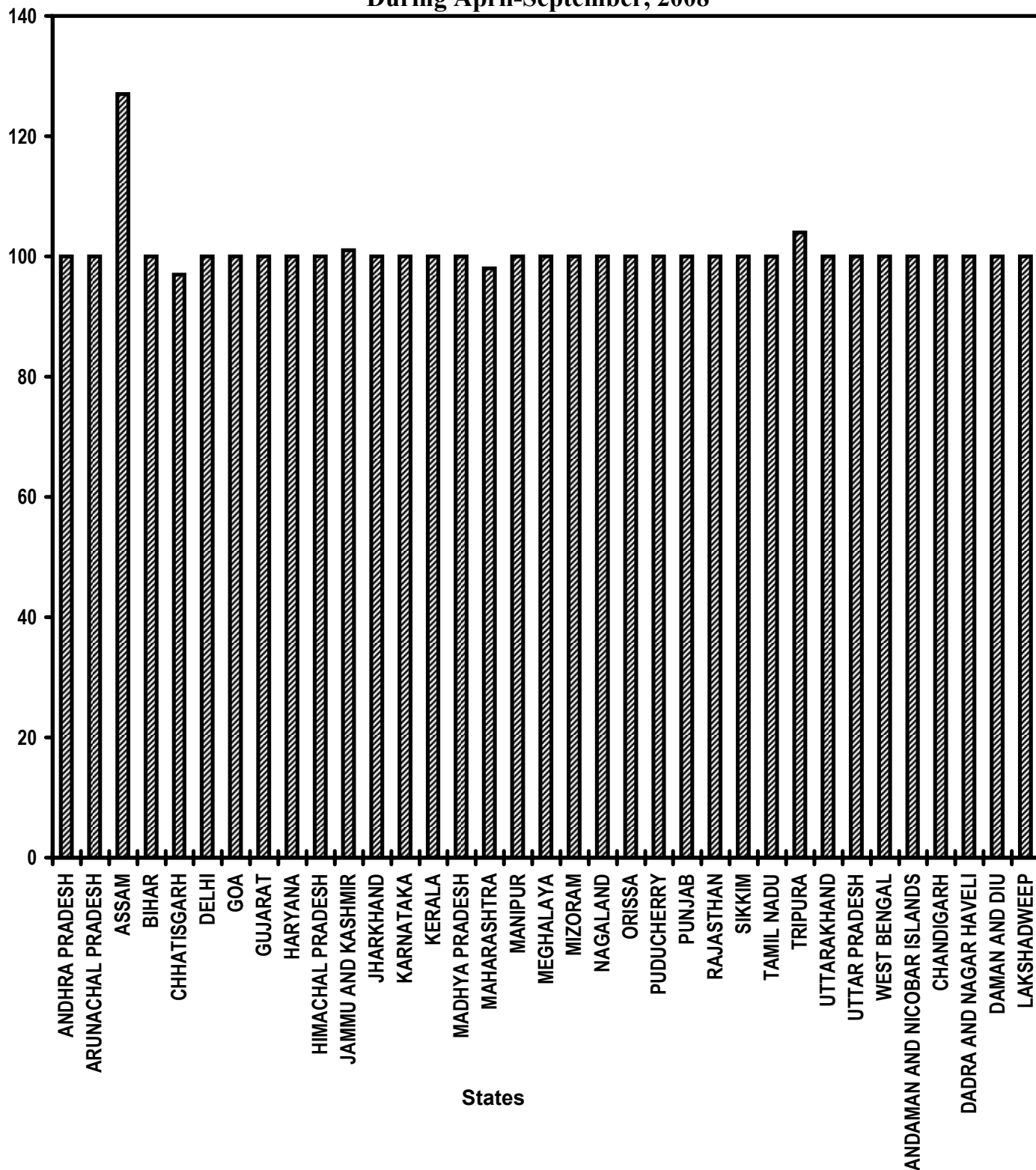


Table - 14

**Universalization of ICDS Scheme**  
**ICDS Blocks Operational (Cumulative)**  
**(Unit: Number)**

Sl. No.	State/UT Name	Target		Achievement	Percent Achievement
		2008-2009	April,2008-September,2008	April,2008-September,2008	April,2008-September,2008
(1)	(2)	(3)	(4)	(5)	(5)/(4)
1	ANDHRA PRADESH	385	385	385	100
2	ARUNACHAL PRADESH	85	85	85	100
3	ASSAM	223	223	284	127
4	BIHAR	545	545	544	100
5	CHHATISGARH	163	163	158	97
6	DELHI	50	50	50	100
7	GOA	11	11	11	100
8	GUJARAT	260	260	260	100
9	HARYANA	137	137	137	100
10	HIMACHAL PRADESH	76	76	76	100
11	JAMMU AND KASHMIR	140	140	141	101
12	JHARKHAND	204	204	204	100
13	KARNATAKA	185	185	185	100
14	KERALA	163	163	163	100
15	MADHYA PRADESH	367	367	367	100
16	MAHARASHTRA	451	451	444	98
17	MANIPUR	38	38	38	100
18	MEGHALAYA	41	41	41	100
19	MIZORAM	23	23	23	100
20	NAGALAND	56	56	56	100
21	ORISSA	326	326	326	100
22	PUDUCHERRY	5	5	5	100
23	PUNJAB	148	148	148	100
24	RAJASTHAN	278	278	278	100
25	SIKKIM	11	11	11	100
26	TAMIL NADU	434	434	434	100
27	TRIPURA	54	54	56	104
28	UTTARAKHAND	99	99	99	100
29	UTTAR PRADESH	897	897	899	100
30	WEST BENGAL	416	416	414	100
31	ANDAMAN AND NICOBAR ISLANDS	5	5	5	100
32	CHANDIGARH	3	3	3	100
33	DADRA AND NAGAR HAVELI	2	2	2	100
34	DAMAN AND DIU	2	2	2	100
35	LAKSHADWEEP	1	1	1	100
<i>Grand Total</i>		6,284	6,284	6,335	101

**Very Good:(90% or above of targets)**

ANDHRA PRADESH, ARUNACHAL PRADESH, ASSAM, BIHAR, CHHATISGARH, DELHI, GOA, GUJARAT, HARYANA, HIMACHAL PRADESH, JAMMU AND KASHMIR, JHARKHAND, KARNATAKA, KERALA, MADHYA PRADESH, MAHARASHTRA, MANIPUR, MEGHALAYA, MIZORAM, NAGALAND, ORISSA, PUDUCHERRY, PUNJAB, RAJASTHAN, SIKKIM, TAMIL NADU, TRIPURA, UTTARAKHAND, UTTAR PRADESH, WEST BENGAL, ANDAMAN AND NICOBAR ISLANDS, CHANDIGARH, DADRA AND NAGAR HAVELI, DAMAN AND DIU, LAKSHADWEEP



# Functional Anganwadis (Cumulative)

% Achievement of Target  
During April-September, 2008

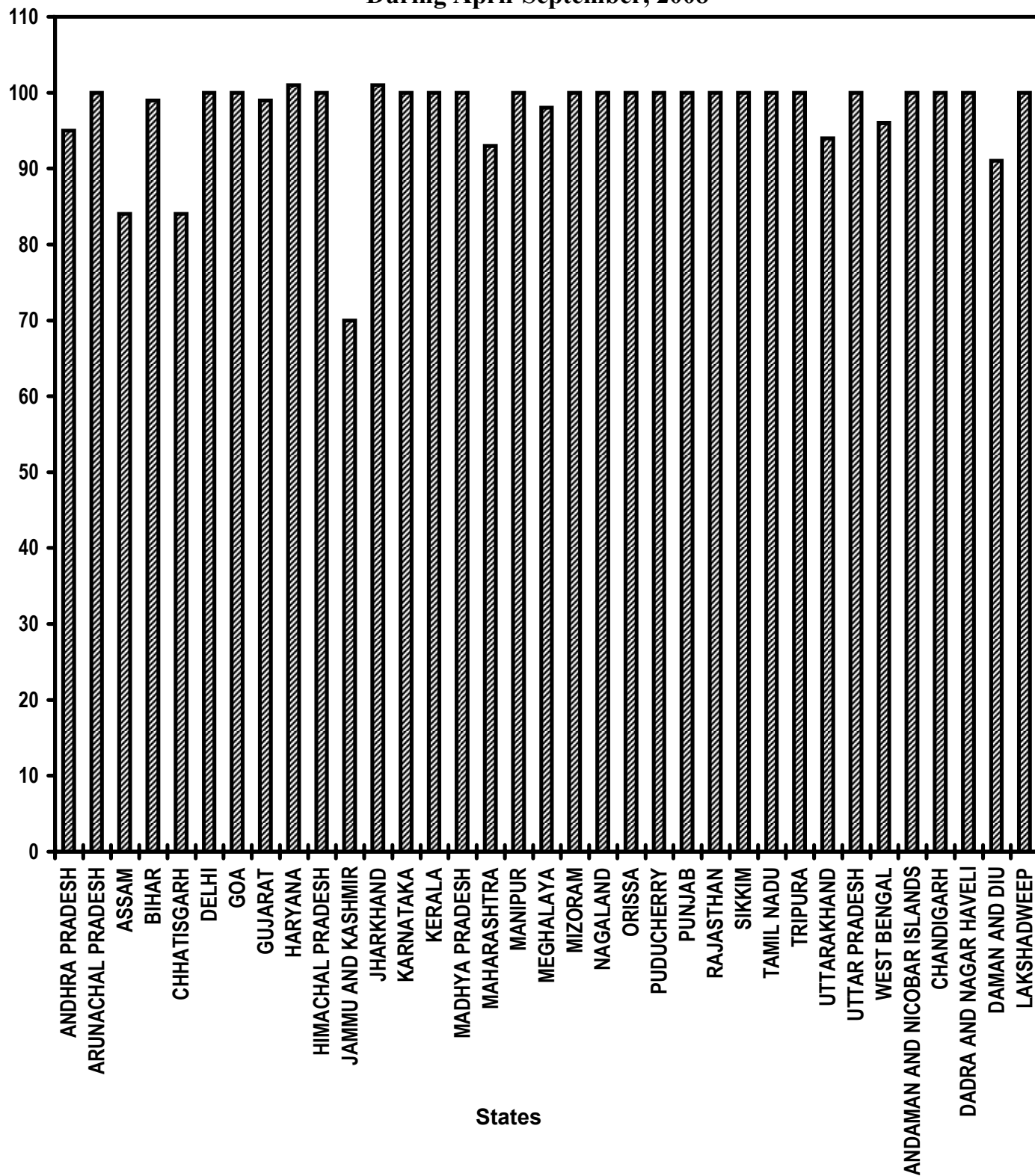


Table - 15

**Functional Anganwadis**  
**Anganwadis Functional (Cumulative)**  
**(Unit: Number)**

Sl. No.	State/UT Name	Target		Achievement	Percent Achievement
		2008-2009	April,2008-September,2008	April,2008-September,2008	April,2008-September,2008
(1)	(2)	(3)	(4)	(5)	(5)/(4)
1	ANDHRA PRADESH	73,944	73,944	70,305	95
2	ARUNACHAL PRADESH	4,277	4,277	4,277	100
3	ASSAM	37,082	37,082	31,230	84
4	BIHAR	81,088	81,088	80,211	99
5	CHHATISGARH	34,937	34,937	29,409	84
6	DELHI	6,106	6,106	6,106	100
7	GOA	1,112	1,112	1,112	100
8	GUJARAT	44,179	44,179	43,585	99
9	HARYANA	17,192	17,192	17,444	101
10	HIMACHAL PRADESH	18,248	18,248	18,248	100
11	JAMMU AND KASHMIR	25,483	25,483	17,958	70
12	JHARKHAND	32,097	32,097	32,343	101
13	KARNATAKA	54,260	54,260	54,247	100
14	KERALA	32,115	32,115	32,200	100
15	MADHYA PRADESH	69,238	69,238	68,954	100
16	MAHARASHTRA	84,867	84,867	79,043	93
17	MANIPUR	7,621	7,621	7,639	100
18	MEGHALAYA	3,388	3,388	3,325	98
19	MIZORAM	1,682	1,682	1,682	100
20	NAGALAND	3,194	3,194	3,194	100
21	ORISSA	41,697	41,697	41,697	100
22	PUDUCHERRY	688	688	688	100
23	PUNJAB	20,169	20,169	20,169	100
24	RAJASTHAN	48,372	48,372	48,351	100
25	SIKKIM	988	988	988	100
26	TAMIL NADU	47,265	47,265	47,265	100
27	TRIPURA	7,351	7,351	7,355	100
28	UTTARAKHAND	9,664	9,664	9,121	94
29	UTTAR PRADESH	1,50,727	1,50,727	1,50,780	100
30	WEST BENGAL	92,152	92,152	88,456	96
31	ANDAMAN AND NICOBAR ISLANDS	672	672	672	100
32	CHANDIGARH	370	370	370	100
33	DADRA AND NAGAR HAVELI	219	219	219	100
34	DAMAN AND DIU	107	107	97	91
35	LAKSHADWEEP	87	87	87	100
<b>Grand Total</b>		10,52,638	10,52,638	10,18,827	97

**Very Good:(90% or above of targets)**

ANDHRA PRADESH, ARUNACHAL PRADESH, BIHAR, DELHI, GOA, GUJARAT, HARYANA, HIMACHAL PRADESH, JHARKHAND, KARNATAKA, KERALA, MADHYA PRADESH, MAHARASHTRA, MANIPUR, MEGHALAYA, MIZORAM, NAGALAND, ORISSA, PUDUCHERRY, PUNJAB, RAJASTHAN, SIKKIM, TAMIL NADU, TRIPURA, UTTARAKHAND, UTTAR PRADESH, WEST BENGAL, ANDAMAN AND NICOBAR ISLANDS, CHANDIGARH, DADRA AND NAGAR HAVELI, DAMAN AND DIU, LAKSHADWEEP

**Good:(Between 80% to 90% targets)**

ASSAM, CHHATISGARH

**Poor:(Below 80% of targets)**

JAMMU AND KASHMIR

Table - 16

**No. of Urban poor families assisted under Seven Point Charter  
Poor Families Assisted  
(Unit: Number)**

Sl. No.	State/UT Name	Target		Achievement	Percent
		2008-2009	April,2008- September,2008	April,2008- September,2008	Achievement April,2008- September,2008
(1)	(2)	(3)	(4)	(5)	(5)/(4)
1	ASSAM	250	120	0	0
2	CHHATISGARH	5,000	2,496	8,000	321
3	GUJARAT	4,000	1,998	2,500	125
4	MAHARASHTRA	50,037	25,017	0	0
5	MEGHALAYA	875	438	0	0
6	SIKKIM	1,200	600	323	54
7	TAMIL NADU	20,000	9,996	3,200	32
<i>Grand Total</i>		81,362	40,665	14,023	34

Very Good:(90% or above of targets)

CHHATISGARH, GUJARAT

Poor:(Below 80% of targets)

ASSAM, MAHARASHTRA, MEGHALAYA, SIKKIM, TAMIL NADU

# Afforestation (Public and Forest Lands)

## Area Covered under Plantation

% Achievement of Target  
During April-September, 2008

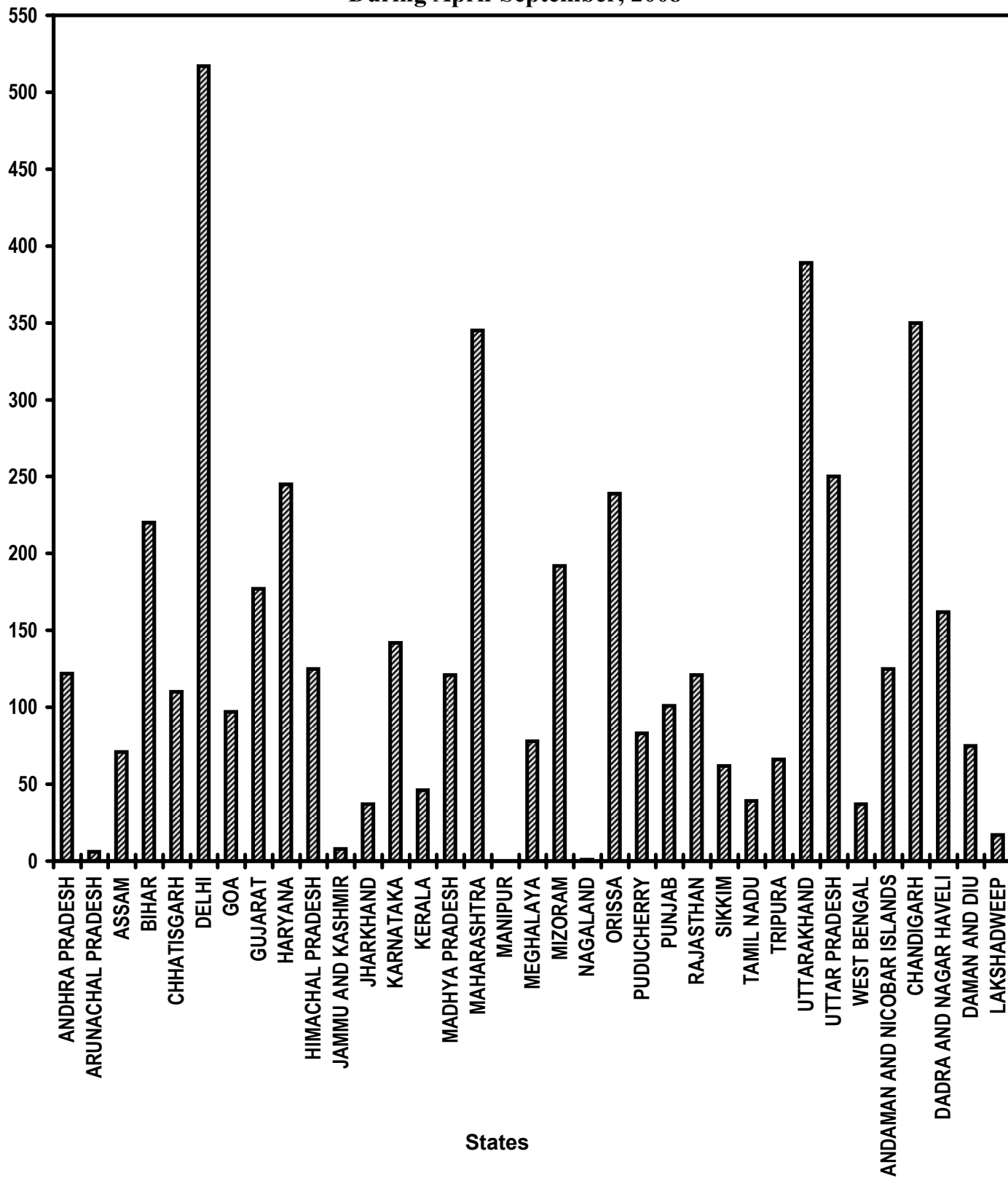


Table - 17(A)

**Afforestation ( Public and Forest Lands)  
Area Covered under Plantation  
(Unit: Hectares)**

Sl. No.	State/UT Name	Target		Achievement April,2008- September,2008	Percent Achievement April,2008- September,2008
		2008-2009	April,2008- September,2008		
(1)	(2)	(3)	(4)	(5)	(5)/(4)
1	ANDHRA PRADESH	3,00,000	1,50,000	1,82,814	122
2	ARUNACHAL PRADESH	10,000	4,998	300	6
3	ASSAM	18,000	9,000	6,390	71
4	BIHAR	20,000	9,996	21,971	220
5	CHHATISGARH	1,20,000	60,000	66,243	110
6	DELHI	20	6	31	517
7	GOA	1,000	498	483	97
8	GUJARAT	1,10,000	54,996	97,260	177
9	HARYANA	18,000	9,000	22,051	245
10	HIMACHAL PRADESH	20,000	9,996	12,505	125
11	JAMMU AND KASHMIR	25,000	12,498	1,049	8
12	JHARKHAND	1,00,000	49,998	18,448	37
13	KARNATAKA	1,00,000	49,998	71,063	142
14	KERALA	15,000	7,500	3,461	46
15	MADHYA PRADESH	2,55,000	1,27,500	1,53,755	121
16	MAHARASHTRA	1,10,000	54,996	1,89,508	345
17	MANIPUR	10,000	4,998	0	0
18	MEGHALAYA	6,200	3,096	2,422	78
19	MIZORAM	10,000	4,998	9,575	192
20	NAGALAND	26,500	13,248	173	1
21	ORISSA	80,000	39,996	95,562	239
22	PUDUCHERRY	50	24	20	83
23	PUNJAB	15,000	7,500	7,561	101
24	RAJASTHAN	40,000	19,998	24,213	121
25	SIKKIM	12,000	6,000	3,746	62
26	TAMIL NADU	1,45,000	72,498	28,036	39
27	TRIPURA	16,000	7,998	5,271	66
28	UTTARAKHAND	60,000	30,000	1,16,803	389
29	UTTAR PRADESH	55,000	27,498	68,832	250
30	WEST BENGAL	72,000	36,000	13,497	37
31	ANDAMAN AND NICOBAR ISLANDS	1,200	600	751	125
32	CHANDIGARH	150	72	252	350
33	DADRA AND NAGAR HAVELI	250	120	194	162
34	DAMAN AND DIU	30	12	9	75
35	LAKSHADWEEP	20	6	1	17
<b>Grand Total</b>		17,71,420	8,85,642	12,24,250	138

**Very Good:(90% or above of targets)**

ANDHRA PRADESH, BIHAR, CHHATISGARH, DELHI, GOA, GUJARAT, HARYANA, HIMACHAL PRADESH, KARNATAKA, MADHYA PRADESH, MAHARASHTRA, MIZORAM, ORISSA, PUNJAB, RAJASTHAN, UTTARAKHAND, UTTAR PRADESH, ANDAMAN AND NICOBAR ISLANDS, CHANDIGARH, DADRA AND NAGAR HAVELI

**Good:(Between 80% to 90% targets)**

PUDUCHERRY

**Poor:(Below 80% of targets)**

ARUNACHAL PRADESH, ASSAM, JAMMU AND KASHMIR, JHARKHAND, KERALA, MANIPUR, MEGHALAYA, NAGALAND, SIKKIM, TAMIL NADU, TRIPURA, WEST BENGAL, DAMAN AND DIU, LAKSHADWEEP

# Afforestation (Public and Forest Lands)

Seedlings planted  
% Achievement of Target  
During April-September, 2008

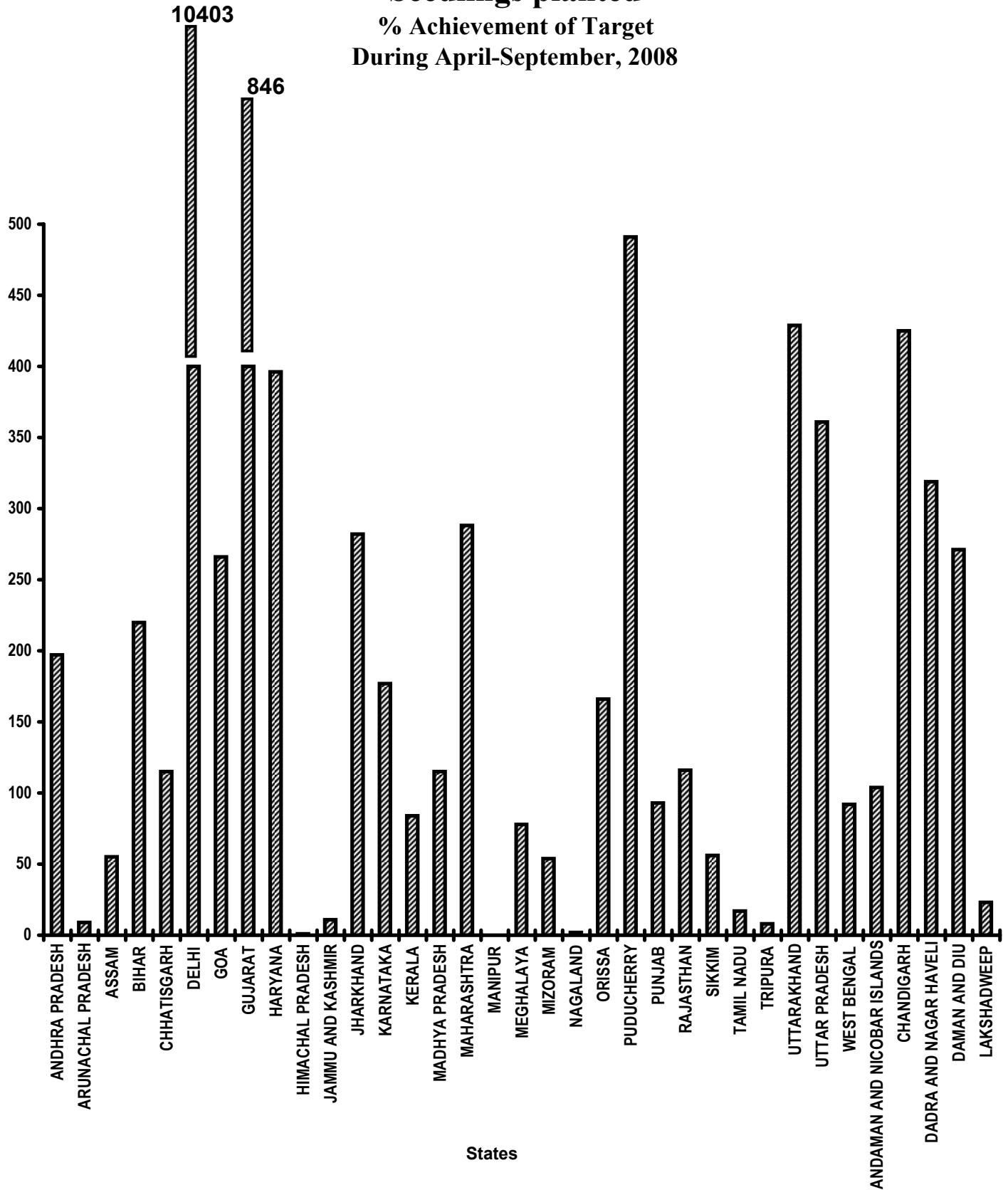


Table - 17(B)

**Afforestation ( Public and Forest Lands)  
Seedlings planted  
(Unit: Number)**

Sl. No.	State/UT Name	Target		Achievement	Percent
		2008-2009	April,2008-September,2008	April,2008-September,2008	Achievement April,2008-September,2008
(1)	(2)	(3)	(4)	(5)	(5)/(4)
1	ANDHRA PRADESH	19,50,00,000	9,75,00,000	19,19,30,630	197
2	ARUNACHAL PRADESH	65,00,000	32,49,996	2,77,827	9
3	ASSAM	1,17,00,000	58,50,000	32,00,000	55
4	BIHAR	1,30,00,000	64,99,998	1,42,81,000	220
5	CHHATISGARH	7,80,00,000	3,90,00,000	4,50,00,000	115
6	DELHI	13,000	6,498	6,76,000	10,403
7	GOA	6,50,000	3,24,996	8,63,000	266
8	GUJARAT	7,15,00,000	3,57,49,998	30,23,00,000	846
9	HARYANA	1,17,00,000	58,50,000	2,31,86,000	396
10	HIMACHAL PRADESH	1,30,00,000	64,99,998	81,000	1
11	JAMMU AND KASHMIR	1,62,50,000	81,24,996	8,56,000	11
12	JHARKHAND	6,50,00,000	3,24,99,996	9,16,67,875	282
13	KARNATAKA	6,50,00,000	3,24,99,996	5,73,83,200	177
14	KERALA	97,50,000	48,75,000	40,92,760	84
15	MADHYA PRADESH	16,57,50,000	8,28,75,000	9,50,00,000	115
16	MAHARASHTRA	7,15,00,000	3,57,49,998	10,31,23,900	288
17	MANIPUR	65,00,000	32,49,996	0	0
18	MEGHALAYA	40,30,000	20,14,998	15,71,932	78
19	MIZORAM	65,00,000	32,49,996	17,63,000	54
20	NAGALAND	1,72,25,000	86,12,496	2,00,000	2
21	ORISSA	5,20,00,000	2,59,99,998	4,32,20,900	166
22	PUDUCHERRY	33,000	16,500	81,020	491
23	PUNJAB	97,50,000	48,75,000	45,47,000	93
24	RAJASTHAN	2,60,00,000	1,29,99,996	1,51,08,000	116
25	SIKKIM	78,00,000	39,00,000	21,94,698	56
26	TAMIL NADU	9,42,50,000	4,71,24,996	81,17,700	17
27	TRIPURA	1,04,00,000	51,99,996	4,06,000	8
28	UTTARAKHAND	3,90,00,000	1,95,00,000	8,36,25,000	429
29	UTTAR PRADESH	3,57,50,000	1,78,74,996	6,45,39,740	361
30	WEST BENGAL	4,68,00,000	2,34,00,000	2,15,05,000	92
31	ANDAMAN AND NICOBAR ISLANDS	7,80,000	3,90,000	4,06,126	104
32	CHANDIGARH	98,000	48,996	2,08,459	425
33	DADRA AND NAGAR HAVELI	1,63,000	81,498	2,60,000	319
34	DAMAN AND DIU	20,000	9,996	27,073	271
35	LAKSHADWEEP	13,000	6,498	1,490	23
<b>Grand Total</b>		<b>1,15,14,25,000</b>	<b>57,57,12,426</b>	<b>1,18,17,02,330</b>	<b>205</b>

**Very Good:(90% or above of targets)**

ANDHRA PRADESH, BIHAR, CHHATISGARH, DELHI, GOA, GUJARAT, HARYANA, JHARKHAND, KARNATAKA, MADHYA PRADESH, MAHARASHTRA, ORISSA, PUDUCHERRY, PUNJAB, RAJASTHAN, UTTARAKHAND, UTTAR PRADESH, WEST BENGAL, ANDAMAN AND NICOBAR ISLANDS, CHANDIGARH, DADRA AND NAGAR HAVELI, DAMAN AND DIU

**Good:(Between 80% to 90% targets)**

KERALA

**Poor:(Below 80% of targets)**

ARUNACHAL PRADESH, ASSAM, HIMACHAL PRADESH, JAMMU AND KASHMIR, MANIPUR, MEGHALAYA, MIZORAM, NAGALAND, SIKKIM, TAMIL NADU, TRIPURA, LAKSHADWEEP

# Rural Roads - PMGSY

## Length of Road Constructed

### % Achievement of Target

#### During April-September, 2008

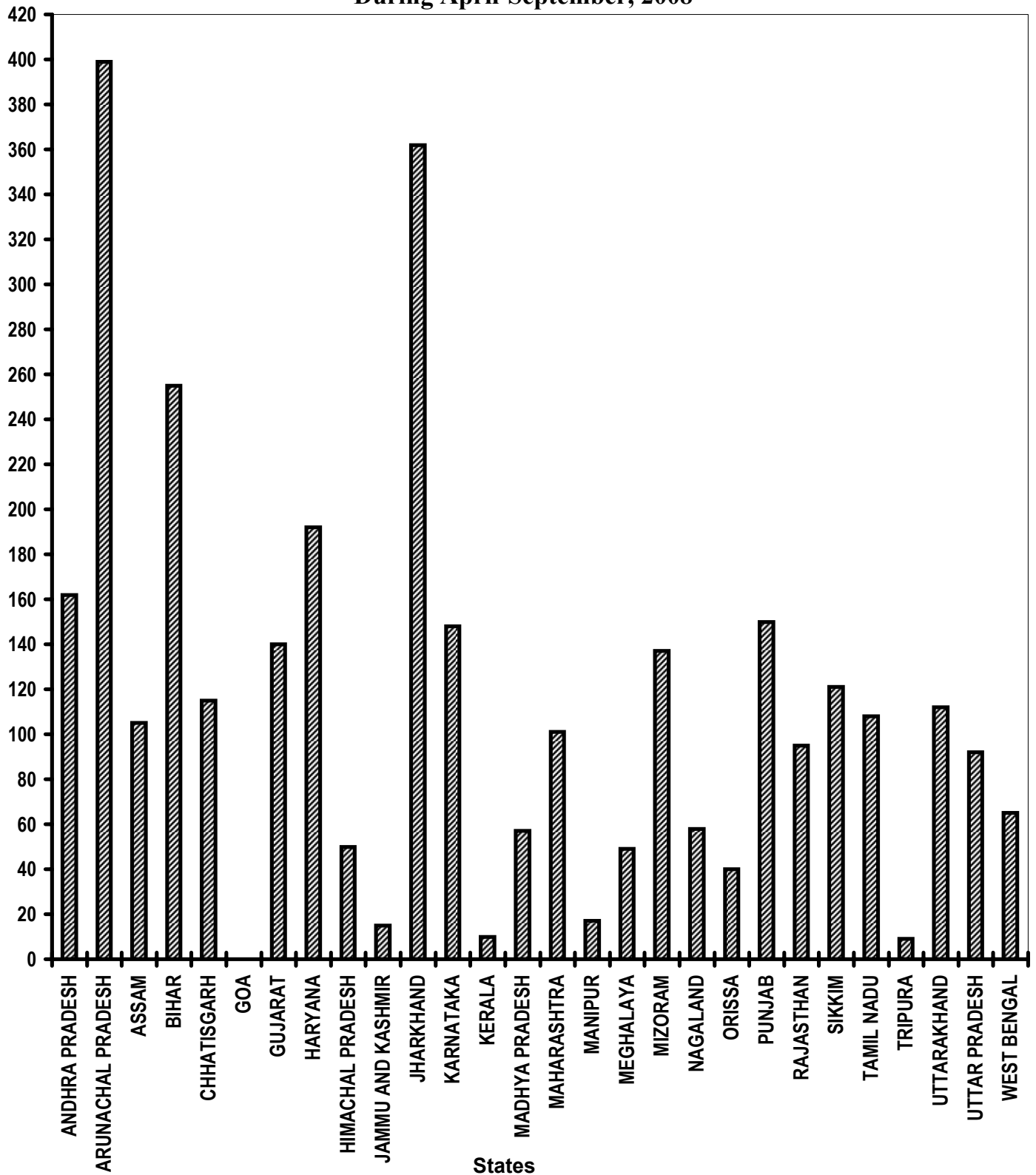




Table - 18

**Rural Roads - PMGSY**  
**Length of Road Constructed**  
**(Unit: Kilometer)**

Sl. No.	State/UT Name	Target		Achievement	Percent
		2008-2009	April,2008-September,2008	April,2008-September,2008	Achievement April,2008-September,2008
(1)	(2)	(3)	(4)	(5)	(5)/(4)
1	ANDHRA PRADESH	2,500	750	1,213	162
2	ARUNACHAL PRADESH	290	87	347	399
3	ASSAM	2,730	819	859 *	105
4	BIHAR	5,857	1,757	4,480	255
5	CHHATISGARH	4,250	1,275	1,466	115
6	GOA	5	1	0	0
7	GUJARAT	1,000	300	421	140
8	HARYANA	750	225	433	192
9	HIMACHAL PRADESH	1,660	498	248	50
10	JAMMU AND KASHMIR	1,550	465	70	15
11	JHARKHAND	1,200	360	1,302	362
12	KARNATAKA	1,820	546	807	148
13	KERALA	480	144	14	10
14	MADHYA PRADESH	7,000	2,100	1,190	57
15	MAHARASHTRA	4,000	1,200	1,217	101
16	MANIPUR	900	270	45	17
17	MEGHALAYA	150	45	22	49
18	MIZORAM	280	84	115	137
19	NAGALAND	430	129	75 *	58
20	ORISSA	6,000	1,800	720	40
21	PUNJAB	1,000	300	451	150
22	RAJASTHAN	8,200	2,460	2,338	95
23	SIKKIM	280	84	102	121
24	TAMIL NADU	938	282	304 *	108
25	TRIPURA	750	225	20 *	9
26	UTTARAKHAND	750	225	253	112
27	UTTAR PRADESH	7,610	2,283	2,102	92
28	WEST BENGAL	2,060	618	400	65
<b>Grand Total</b>		<b>64,440</b>	<b>19,332</b>	<b>21,014</b>	<b>109</b>

**Very Good:(90% or above of targets)**

ANDHRA PRADESH, ARUNACHAL PRADESH, ASSAM, BIHAR, CHHATISGARH, GUJARAT, HARYANA, JHARKHAND, KARNATAKA, MAHARASHTRA, MIZORAM, PUNJAB, RAJASTHAN, SIKKIM, TAMIL NADU, UTTARAKHAND, UTTAR PRADESH

**Poor:(Below 80% of targets)**

GOA, HIMACHAL PRADESH, JAMMU AND KASHMIR, KERALA, MADHYA PRADESH, MANIPUR, MEGHALAYA, NAGALAND, ORISSA, TRIPURA, WEST BENGAL

\* Figures furnished by Ministry of Rural Development

# Rajiv Gandhi Grameen Vidyutikaran Yojana

Villages electrified  
% Achievement of Target  
During April-September, 2008

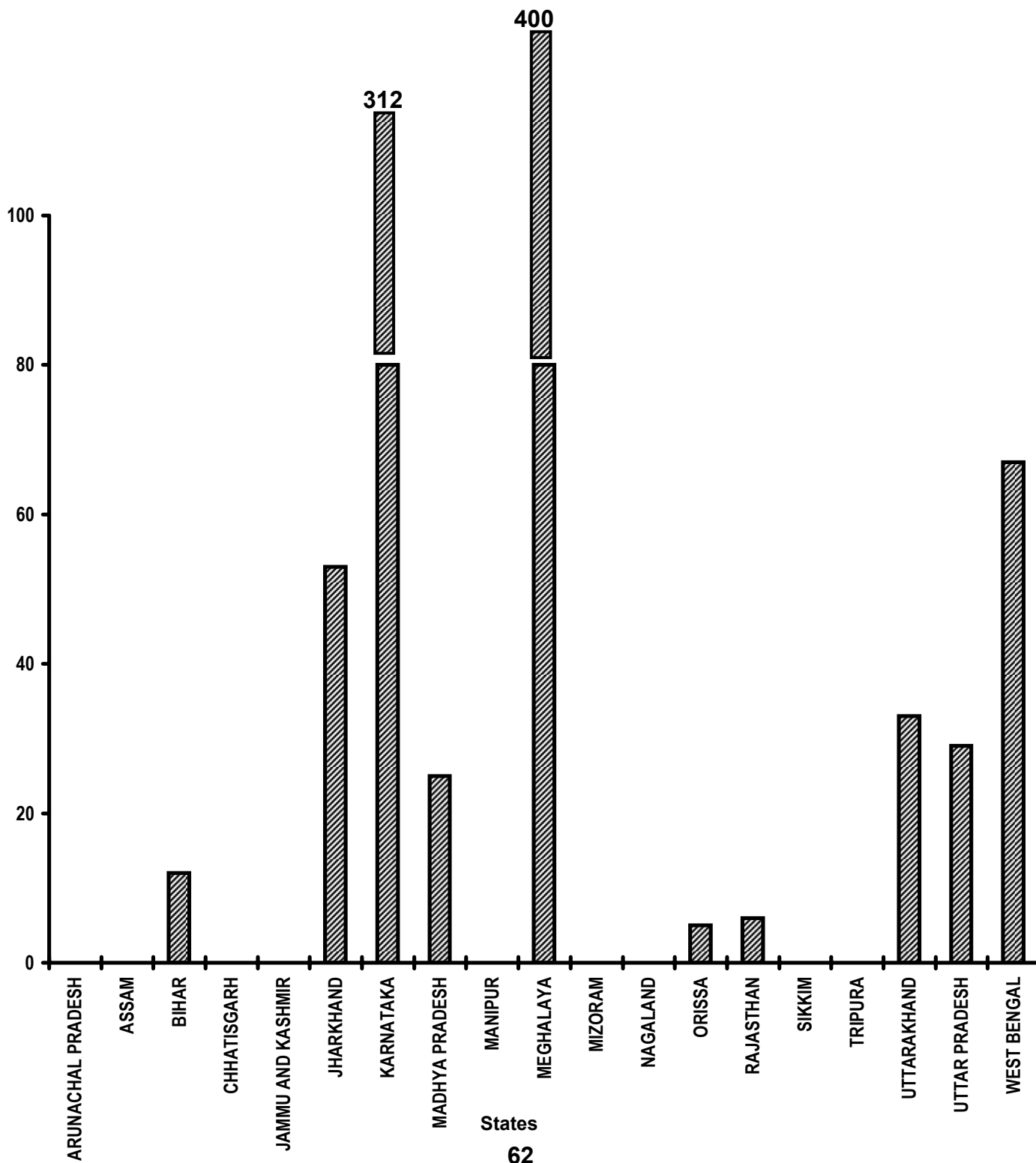


Table - 19

**Rajiv Gandhi Grameen Vidyutikaran Yojana**  
**Villages electrified**  
**(Unit: Number)**

Sl. No.	State/UT Name	Target		Achievement	Percent Achievement
		2008-2009	April,2008-September,2008	April,2008-September,2008	April,2008-September,2008
(1)	(2)	(3)	(4)	(5)	(5)/(4)
1	ARUNACHAL PRADESH	20	8	0	0
2	ASSAM	780	390	0	0
3	BIHAR	5,199	2,598	312	12
4	CHHATISGARH	100	48	0	0
5	JAMMU AND KASHMIR	60	30	0	0
6	JHARKHAND	7,631	3,810	2,037	53
7	KARNATAKA	34	16	50	312
8	MADHYA PRADESH	100	48	12	25
9	MANIPUR	20	8	0	0
10	MEGHALAYA	20	8	32	400
11	MIZORAM	20	8	0	0
12	NAGALAND	5	-	0	-
13	ORISSA	2,160	1,080	58	5
14	RAJASTHAN	280	138	8	6
15	SIKKIM	10	4	0	0
16	TRIPURA	20	8	0	0
17	UTTARAKHAND	198	96	32	33
18	UTTAR PRADESH	1,600	798	229	29
19	WEST BENGAL	743	371	250	67
<i>Grand Total</i>		19,000	9,467	3,020	32

**Very Good:(90% or above of targets)**

KARNATAKA, MEGHALAYA

**Poor:(Below 80% of targets)**

ARUNACHAL PRADESH, ASSAM, BIHAR, CHHATISGARH, JAMMU AND KASHMIR, JHARKHAND, MADHYA PRADESH, MANIPUR, MIZORAM, ORISSA, RAJASTHAN, SIKKIM, TRIPURA, UTTARAKHAND, UTTAR PRADESH, WEST BENGAL

# Energising pump sets

## Pumps sets energized

% Achievement of Target  
During April-September, 2008

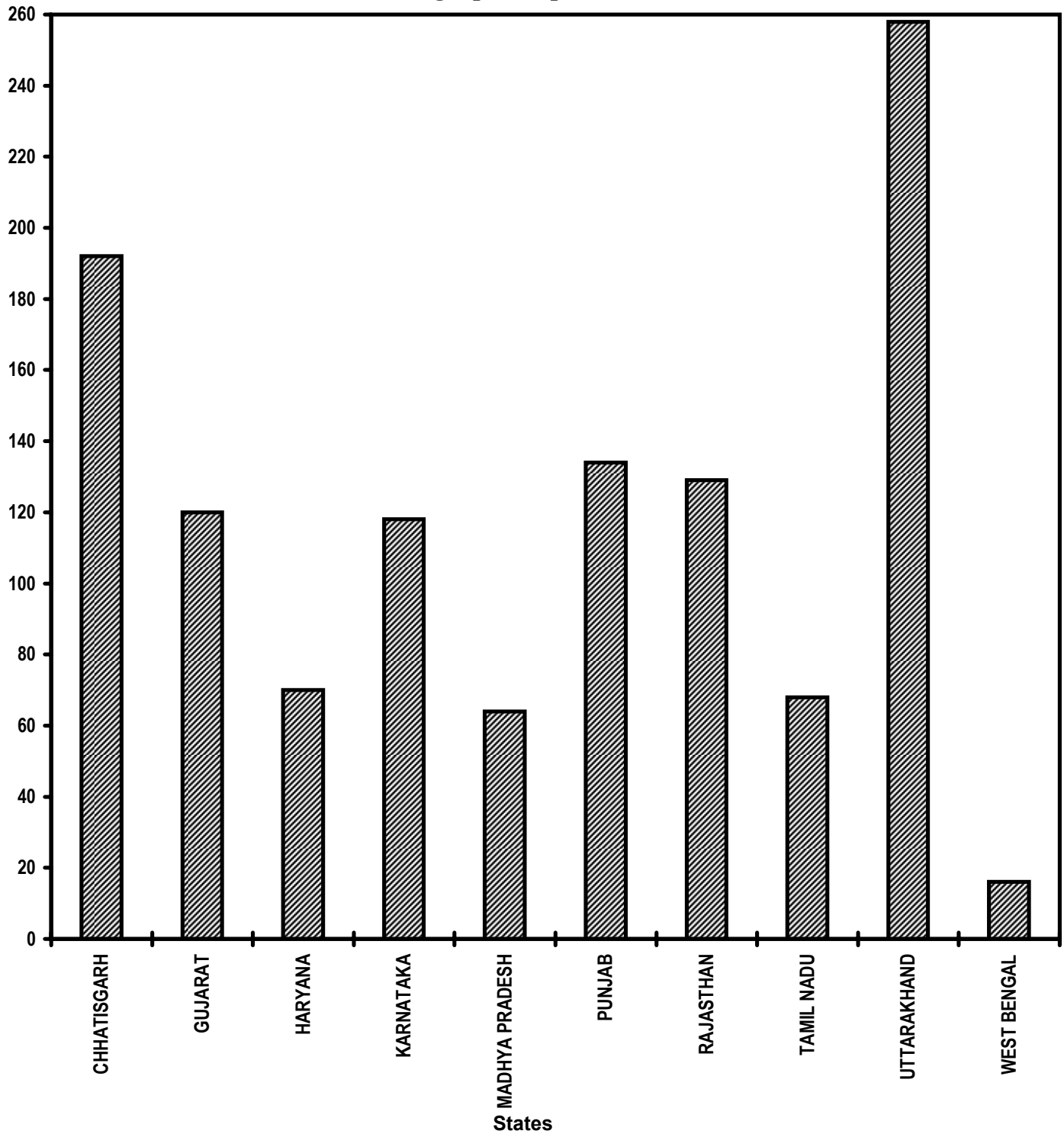


Table - 20

**Energising pump sets  
Pumps sets energized  
(Unit: Number)**

Sl. No.	State/UT Name	Target		Achievement	Percent Achievement
		2008-2009	April,2008-September,2008	April,2008-September,2008	April,2008-September,2008
(1)	(2)	(3)	(4)	(5)	(5)/(4)
1	CHHATISGARH	10,000	4,998	9,618	192
2	GUJARAT	14,450	7,224	8,699	120
3	HARYANA	15,000	7,500	5,223	70
4	KARNATAKA	17,000	8,496	10,004	118
5	MADHYA PRADESH	7,798	3,898	2,490	64
6	PUNJAB	60,000	30,000	40,142	134
7	RAJASTHAN	45,000	22,500	28,949	129
8	TAMIL NADU	40,000	19,998	13,525	68
9	UTTARAKHAND	350	174	449	258
10	WEST BENGAL	2,037	1,017	163	16
<b>Grand Total</b>		<b>2,11,635</b>	<b>1,05,805</b>	<b>1,19,262</b>	<b>113</b>

**Very Good:(90% or above of targets)**

CHHATISGARH, GUJARAT, KARNATAKA, PUNJAB, RAJASTHAN, UTTARAKHAND

**Poor:(Below 80% of targets)**

HARYANA, MADHYA PRADESH, TAMIL NADU, WEST BENGAL

# Supply of Electricity

## Electricity supplied

% Achievement of Target

During April-September, 2008

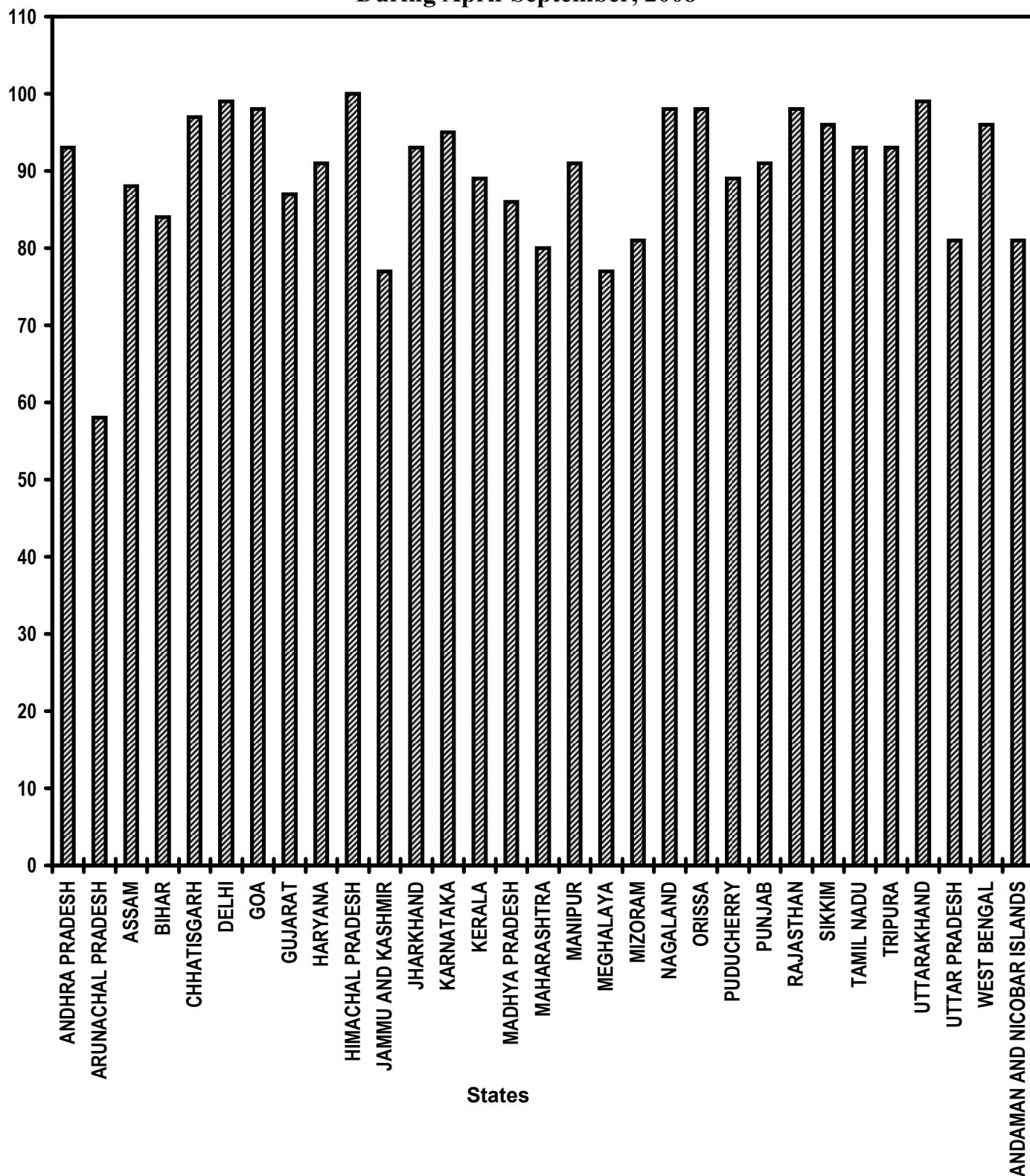


Table - 21

## Supply of Electricity

Sl. No.	State/UT Name	Electricity demanded (Million Units) April,2008- September,2008	Electricity supplied (Million Units) April,2008- September,2008	Shortage observed (Million Units) April,2008- September,2008	Percentage of Electricity Supplied
(1)	(2)	(3)	(4)	(5)	(6)
1	ANDHRA PRADESH	34,599	32,067	2,532	93
2	ARUNACHAL PRADESH	241	140	101	58
3	ASSAM	2,705	2,372	333	88
4	BIHAR	5,346	4,470	876	84
5	CHHATISGARH	7,779	7,553	226	97
6	DELHI	12,877	12,798	79	99
7	GOA	1,388	1,367	21	98
8	GUJARAT	33,537	29,236	4,301	87
9	HARYANA	15,063	13,676	1,387	91
10	HIMACHAL PRADESH	3,101	3,094	7	100
11	JAMMU AND KASHMIR	5,158	3,966	1,192	77
12	JHARKHAND	2,588	2,408	180	93
13	KARNATAKA	20,588	19,470	1,118	95
14	KERALA	8,673	7,745	928	89
15	MADHYA PRADESH	17,433	14,928	2,505	86
16	MAHARASHTRA	58,494	46,797	11,697	80
17	MANIPUR	277	252	25	91
18	MEGHALAYA	951	731	220	77
19	MIZORAM	161	130	31	81
20	NAGALAND	194	190	4	98
21	ORISSA	10,204	10,034	170	98
22	PUDUCHERRY	1,044	929	115	89
23	PUNJAB	23,877	21,614	2,263	91
24	RAJASTHAN	16,994	16,692	302	98
25	SIKKIM	141	136	5	96
26	TAMIL NADU	36,730	34,250	2,480	93
27	TRIPURA	411	383	28	93
28	UTTARAKHAND	3,900	3,877	23	99
29	UTTAR PRADESH	33,428	27,065	6,363	81
30	WEST BENGAL	16,376	15,757	619	96
31	ANDAMAN AND NICOBAR ISLANDS	116	94	22	81
32	CHANDIGARH	815	815	0	100
33	DADRA AND NAGAR HAVELI	1,806	1,751	55	97
34	DAMAN AND DIU	905	795	110	88
35	LAKSHADWEEP	12	12	0	100
<b>Grand Total</b>		<b>3,77,912</b>	<b>3,37,594</b>	<b>40,318</b>	<b>89</b>

**Very Good:(90% or above of targets)**

ANDHRA PRADESH, CHHATISGARH, DELHI, GOA, HARYANA, HIMACHAL PRADESH, JHARKHAND, KARNATAKA, MANIPUR, NAGALAND, ORISSA, PUNJAB, RAJASTHAN, SIKKIM, TAMIL NADU, TRIPURA, UTTARAKHAND, WEST BENGAL, CHANDIGARH, DADRA AND NAGAR HAVELI, LAKSHADWEEP

**Good:(Between 80% to 90% targets)**

ASSAM, BIHAR, GUJARAT, KERALA, MADHYA PRADESH, MAHARASHTRA, MIZORAM, PUDUCHERRY, UTTAR PRADESH, ANDAMAN AND NICOBAR ISLANDS, DAMAN AND DIU

**Poor:(Below 80% of targets)**

ARUNACHAL PRADESH, JAMMU AND KASHMIR, MEGHALAYA

## Swaranjayanti Gram Swarojgar Yojana

Sl. No.	State/UT Name	Individual SC Swarozgaries Assisted (Number) April,2008-September,2008	Individual ST Swarozgaries Assisted (Number) April,2008-September,2008	Individual Women Swarozgaries Assisted (Number) April,2008-September,2008	Individual Disabled Swarozgaries Assisted (Number) April,2008-September,2008
(1)	(2)	(3)	(4)	(5)	(6)
1	ANDHRA PRADESH	8,433	1,898	15,896	2,162
2	ARUNACHAL PRADESH	0	0	0	0
3	ASSAM	145	120	203	230
4	BIHAR	240	10	130	36
5	CHHATISGARH	369	1,359	391	96
6	GOA	5	2	14	1
7	GUJARAT	3,514	0	2,111	78
8	HARYANA	472	0	910	33
9	HIMACHAL PRADESH	1,061	156	2,109	34
10	JAMMU AND KASHMIR	142	109	282	1
11	JHARKHAND	2,728	4,324	3,816	509
12	KARNATAKA	9,009	3,216	22,224	413
13	KERALA	1,667	117	1,154	191
14	MADHYA PRADESH	3,382	3,613	5,576	457
15	MAHARASHTRA	1,209	630	1,021	221
16	MANIPUR	0	0	0	0
17	MEGHALAYA	0	202	66	0
18	MIZORAM	0	0	0	0
19	NAGALAND	0	245	145	3
20	ORISSA	556	1,224	2,655	45
21	PUDUCHERRY	0	0	0	0
22	PUNJAB	564	0	233	15
23	RAJASTHAN	1,694	732	1,489	52
24	SIKKIM	70	567	720	46
25	TAMIL NADU	264	25	328	684
26	TRIPURA	0	0	0	0
27	UTTARAKHAND	723	40	495	0
28	UTTAR PRADESH	61,788	778	45,492	1,466
29	WEST BENGAL	5,462	576	12,775	23
30	ANDAMAN AND NICOBAR ISLANDS	0	6	0	0
31	DADRA AND NAGAR HAVELI	0	22	1	0
32	DAMAN AND DIU	0	0	0	0
33	LAKSHADWEEP	0	0	0	0
<b>Grand Total</b>		<b>1,03,497</b>	<b>19,971</b>	<b>1,20,236</b>	<b>6,796</b>



## Distribution of waste land to the landless

Sl. No.	State/UT Name	Land Distributed to SC	Land Distributed to ST	Land Distributed to Others
		(Hectare) April,2008- September,2008	(Hectare) April,2008- September,2008	(Hectare) April,2008- September,2008
(1)	(2)	(3)	(4)	(5)
1	ANDHRA PRADESH	19	3	25
2	ARUNACHAL PRADESH	0	0	0
3	ASSAM	0	0	0
4	BIHAR	3	3	22
5	CHHATISGARH	4,197	11,761	8,610
6	DELHI	0	0	0
7	GOA	0	0	0
8	GUJARAT	427	16	330
9	HARYANA	0	0	0
10	JAMMU AND KASHMIR	0	0	0
11	JHARKHAND	4,350	2,938	5,138
12	KARNATAKA	0	0	0
13	KERALA	0	0	0
14	MADHYA PRADESH	17,754	20,775	14,804
15	MAHARASHTRA	0	0	0
16	MANIPUR	0	0	0
17	MEGHALAYA	0	0	0
18	MIZORAM	0	0	0
19	NAGALAND	0	0	0
20	ORISSA	107	255	288
21	PUDUCHERRY	0	0	0
22	PUNJAB	0	0	0
23	RAJASTHAN	0	0	0
24	SIKKIM	0	0	0
25	TAMIL NADU	89,919	64,075	1,16,833
26	TRIPURA	0	0	0
27	UTTARAKHAND	0	0	0
28	UTTAR PRADESH	2,097	31	1,172
29	WEST BENGAL	0	0	0
30	ANDAMAN AND NICOBAR ISLANDS	0	0	0
31	CHANDIGARH	0	0	0
32	DADRA AND NAGAR HAVELI	0	0	0
33	DAMAN AND DIU	0	0	0
34	LAKSHADWEEP	0	0	0
<b>Grand Total</b>		<b>1,18,873</b>	<b>99,857</b>	<b>1,47,222</b>

**LIST OF ITEMS COVERED UNDER (TPP) - 2006**

<b>Point No.</b>	<b>Item No.</b>	<b>Name of the Points/Items</b>
<b>I.</b>		<b>Garibi Hatao [Poverty Eradication]</b>
		<b>Rural Areas</b>
	1.	Employment generation under the National Rural Employment Guarantee Act
	2.	Swaranjayanti Gram Swarojgar Yojana
	3.	Rural Business Hubs in Partnership with Panchayats
	4.	Self help Groups
		<b>Urban Areas</b>
	5.	Swaranjayanti Shehari Rojgar Yojana
<b>II.</b>		<b>Jan Shakti (Power to People)</b>
	6.	Local Self Government (Panchayati Raj and Urban Local Bodies) - Activity Mapping for devolution of functions - Budget Flow of Funds - Assignment of Functionaries
	7.	Quick and Inexpensive Justice – Gram Nyayalayas and Nyaya Panchayats.
	8.	District Planning Committees.
<b>III.</b>		<b>Kisan Mitra [Support to Farmers]</b>
	9.	Water shed development
	10.	Marketing and infrastructural support to farmers
	11.	Irrigation facilities (including minor and micro irrigation) for agriculture
	12.	Credit to farmers
	13.	Distribution of waste land to the landless
<b>IV.</b>		<b>Shramik Kalyan [Labour Welfare]</b>
	14.	Social Security for Agricultural and Unorganised Labour
	15.	Minimum Wages Enforcement (including Farm Labour)
	16.	Prevention of Child Labour
	17.	Welfare of Women Labour
<b>V.</b>		<b>Khadya Suraksha [Food Security ]</b>
	18.	Food security: (i) Targeted Public Distribution system, (ii) Antodaya Anna Yojana, (iii) Establishing Grain banks in chronically food scarcity areas
<b>VI.</b>		<b>Subke Liye Aawas [Housing for All]</b>
	19	Rural Housing - Indira Awaas Yojana
	20.	EWS/LIG Houses in Urban Areas

**Contd.....**

<b>Point No.</b>	<b>Item No.</b>	<b>Name of the Points/Items</b>
<b>VII.</b>		<b>Shudh Peya Jal [Clean Drinking Water]</b>
	<b>21.</b>	Rural Areas. - Accelerated Rural Water Supply Programme
	<b>22.</b>	Urban Areas: - Accelerated Urban Water Supply Programme
<b>VIII.</b>		<b>Jan Jan Ka Swasthya [Health for All]</b>
	<b>23.</b>	Control and prevention of major diseases: (a) HIV/AIDS (b) TB (c) Malaria (d) Leprosy (e) Blindness
	<b>24.</b>	National Rural Health Mission
	<b>25.</b>	Immunisation of Children
	<b>26.</b>	Sanitation Programme in - Rural Areas - Urban areas
	<b>27.</b>	Institutional Delivery
	<b>28.</b>	Prevention of Female Foeticide
	<b>29.</b>	Supplementary nutrition for Mothers and Children
	<b>30.</b>	Two Child norms
<b>IX.</b>		<b>Sabke Liye Shiksha [Education for All]</b>
	<b>31.</b>	Sarv Shiksha Abhiyan
	<b>32.</b>	Mid Day Meal Scheme - Compulsory Elementary Education
<b>X.</b>		<b>Anusuchit Jaati, Jan Jaati, Alp-sankhyak evam Anya Pichhra Varg Kalyan [Welfare of Scheduled Castes, Scheduled Tribes, Minorities and OBCs]</b>
	<b>33.</b>	SC Families Assisted
	<b>34.</b>	Rehabilitation of Scavengers
	<b>35.</b>	ST Families Assisted
	<b>36.</b>	Rights of Forest dwellers – Owners of minor forest produce
	<b>37.</b>	Primitive Tribal Groups
	<b>38.</b>	No alienation of Tribal lands
	<b>39.</b>	Implementation of Panchayats (Extension to Scheduled Areas) Act [PESA]
	<b>40.</b>	Welfare of Minorities
	<b>41.</b>	Professional education among all minority communities
	<b>42.</b>	Reservation of OBCs in - Education - Employment
<b>XI.</b>		<b>Mahila Kalyan [Women Welfare]</b>
	<b>43.</b>	Financial Assistance for Women Welfare
	<b>44.</b>	Improved participation of women in (a) Panchayats (b) Municipalities (c) State Legislatures (d) Parliament

Contd.....

<b>Point No.</b>	<b>Item No.</b>	<b>Name of the Points/Items</b>
<b>XII.</b>		<b>Bal Kalyan (Child Welfare)</b>
	<b>45.</b>	Universalisation of ICDS Scheme
	<b>46.</b>	Functional Anganwadis
<b>XIII.</b>		<b>Yuva Vikas [Youth Development]</b>
	<b>47.</b>	Sports for all in Rural and Urban areas
	<b>48.</b>	Rashtriya Sadbhavana Yojana
	<b>49.</b>	National Service Scheme
<b>XIV.</b>		<b>Basti Sudhar [Improvement of Slums]</b>
	<b>50.</b>	Number of Urban poor families assisted under seven point charter viz. land tenure, housing at affordable cost, water, sanitation, health, education, and social security.
<b>XV.</b>		<b>Paryavaran Sanrakshan evam Van Vridhi [Environment Protection and Afforestation]</b>
	<b>51.</b>	Afforestation (a) Area Covered under Plantation on - Public and Forest Lands  (b) Number of Seedlings planted on -Public and Forest Lands
	<b>52.</b>	Prevention of pollution of Rivers and water bodies
	<b>53.</b>	Solid and liquid waste management in - Rural Areas - Urban Areas
<b>XVI.</b>		<b>Samajik Suraksha [Social Security]</b>
	<b>54.</b>	Rehabilitation of handicapped and orphans.
	<b>55.</b>	Welfare of the aged
<b>XVII.</b>		<b>Grameen Sadak [Rural Roads]</b>
	<b>56.</b>	Rural Roads - PMGSY
<b>XVIII.</b>		<b>Grameen Oorja [Energization of Rural Area]</b>
	<b>57.</b>	Bio-diesel Production
	<b>58.</b>	Rajiv Gandhi Grameen Vidyutikaran Yojana
	<b>59.</b>	Renewable Energy
	<b>60.</b>	Energising Pump sets
	<b>61.</b>	Supply of Electricity
	<b>62.</b>	Supply of Kerosene and LPG
<b>XIX.</b>		<b>Pichhara Kshetra Vikas [Development of Backward Areas]</b>
	<b>63.</b>	Backward Regions Grants Fund
<b>XX.</b>		<b>e- Shasan [IT enabled e-Governance]</b>
	<b>64.</b>	Central and State Governments
	<b>65.</b>	Panchayats and Municipalities

**ABBREVIATIONS USED**

AAY	Antodaya Anna Yojana
ARWSP	Accelerated Rural Water Supply Programme
DDRS	Deen Dayal Rehabilitation Scheme
EWS	Economically Weaker Section
IAY	Indira Awaas Yojana
ICDS	Integrated Child Development Scheme
LIG	Low Income Group
MWE	Minimum Wages Enforcement
NC	Not Covered
NREGS	National Rural Employment Guarantee Scheme
PC	Partially Covered
PMGSY	Prime Minister Grameen Sadak Yojana
SC	Scheduled Caste
RGGVY	Rajiv Gandhi Grameen Vidyutikaran Yojana
SGRY	Sampoorna Grameen Rojgar yojana
SGSY	Swaranjanayati Gram Swarojgar Yojana
SHG	Self Help Groups
ST	Scheduled Tribe
TPDS	Targeted Public Distribution system