

TWENTY POINT PROGRAMME-2006
PROGRESS REPORT
FOR
APRIL- OCTOBER, 2008



GOVERNMENT OF INDIA
MINISTRY OF STATISTICS AND PROGRAMME IMPLEMENTATION
SARDAR PATEL BHAWAN, SANSAD MARG,
NEW DELHI-110 001

Website: www.mospi.gov.in

CONTENTS

	Page No.
I. Introduction	i
II. List of Twenty Points	ii
III. List of Monthly Monitored Items	iii
IV. List of items identified tentatively for ranking	iv
V. Status of receipt of targets for Monthly Monitored items	v
VI. List of items under TPP-2006 yet to be operationalised	viii

PART-I Overall Performance Analysis

VII. Progress Report	1
VIII. Highlights	2
Table - A - All India Performance	6
Table- B - State Wise Performance	7
Table- C - State Wise and Item Wise Performance	12
Table- D – Score Card and Ranking of States	21

PART- II Performance Tables

Table No.	Description of Item	
1	Employment Generation - NREG Scheme	24
2	Swaranjayanti Gram Swarojgar Yojana (SGSY)	25
3(A)	SHGs Formed under SGSY	27
3(B)	SHGs to whom income generating activities provided	28
4	Distribution of waste land to the landless	30
5(A)	Minimum Wages Enforcement (Including Farm Labour)	31
	(i) Inspections made (ii) Irregularities detected (iii) Irregularities rectified	
5(B)	Minimum Wages Enforcement (Including Farm Labour)	32
	(i) Claims filed (ii) Claims settled	
5(c)	Minimum Wages Enforcement (Including Farm Labour)	33
	(i) Prosecution cases pending (ii) Prosecution cases filed (iii) Prosecution cases decided	
6(A)	Targeted Public Distribution System	34
6(B)	Antodaya Anna Yojana	36
7	Rural Housing - Indira Awaas Yojana	38
8	EWS/LIG Houses in Urban Areas	40

Contd...

Table No.	Description of Item	Page No.
9(A)	Rural Areas - ARWSP Habitations (NC/PC) covered	42
9(B)	Slipped back habitations and habitations with water quality problem addressed	44
10	Sanitation Programme in Rural Areas	46
11	Institutional Delivery	47
12	SC Families Assisted	48
13	Universalization of ICDS Scheme	50
14	Functional Anganwadis	52
15	No. of Urban poor families assisted under Seven Point Charter	54
16(A)	Afforestation- Area Covered under Plantation- (Public and Forest Lands)	55
16(B)	Afforestation- Seedlings Planted – (Public and Forest Lands)	57
17	Rural Roads – PMGSY	59
18	Rajiv Gandhi Grameen Vidyutikaran Yojana -RGGVY	61
19	Energising pump sets	63
20	Supply of Electricity	65
Annexures		
○	SC, ST, Women and Disabled Swarozgaries Assisted under SGSY	Annexure -I
○	Waste land distributed to SC, ST and Others	Annexure –II
○	List of 65 items to be monitored under TPP-2006	Annexure – III
○	Abbreviations used	Annexure – IV

Twenty Point Programme – 2006

An Introduction

The Twenty Point Programme (TPP) was launched by the Government of India in the year 1975 and restructured in 1982, 1986 and again in 2006. The restructured programme, known as Twenty Point Programme (TPP) – 2006, became operational with effect from 1st April, 2007. The Programme is meant to give a thrust to schemes relating to poverty alleviation, employment generation in rural areas, housing, education, family welfare & health, protection of environment and many other schemes having a bearing on the quality of life, especially in the rural areas.

2. The programmes and schemes under the TPP-2006 are in harmony with the priorities contained in the National Common Minimum Programme (NCMP), the Millennium Development Goals (MDGs) of the United Nations and SAARC Social Charter. The original nomenclature, namely the Twenty Point Programme, which has been in existence for more than three decades and carries the stamp of familiarity among the people and administrative agencies, has been retained.

3. Twenty Point Programme (TPP) – 2006 originally consisted of 20 Points and 66 items being monitored individually by Central Nodal Ministries concerned. During 2007-08, of the 66 items, 22 items were monitored on monthly basis. The monthly information in respect of these items is being collected from various States/Union Territories and the Central Nodal Ministries. Remaining items under TPP-2006, are being monitored on annual basis as the information in respect of these items will be made available on annual basis by the concerned Ministries.

4. One of the 66 items viz. “Sampoorna Grameen Rojgar Yojana (SGRY)” has since been subsumed into another item namely “National Rural Employment Guarantee Act” with effect from 1st April, 2008, therefore, SGRY has been dropped from the list of 66 items during 2008-09 under TPP-2006. Thus out of 65 items, 20 items shall be monitored on monthly basis for the period 2008-09. Out of 20 monthly monitored items, the performance in respect of 16 items shall be provided by the States/ UTs and in respect of 4 items by the concerned Nodal Ministries. For the purpose of ranking, the performance of States on monthly basis in respect of 18 tentatively identified parameters have been evaluated. The list of 65 items is enclosed at Annexure- III.

5. Some of the schemes/ programmes are yet to be operationalised by the Central Nodal Ministries concerned. These items will be monitored only after the schemes concerning them come into existence and their frequency of monitoring will be decided later. The details of such items are available on page No. (viii) of the report.

6. The monitoring mechanism for TPP-2006 has been widened by including block level monitoring in addition to District, State and Central level monitoring. Most of the States/Union Territories have constituted the block, district and state level monitoring committees. At the Centre, the progress of individual items is monitored and reviewed by the Departments/Ministries concerned. The Ministry of Statistics & Programme Implementation (MOSPI) monitors the Programme in totality. The Monitoring Guidelines of TPP-2006 issued to States/UTs are also available on the website of the Ministry (www.mospi.gov.in).

Twenty Point Programme – 2006

Twenty Points

1. Garibi Hatao [Poverty Eradication]
2. Jan Shakti (Power to People)
3. Kisan Mitra [Support to Farmers]
4. Shramik Kalyan [Labour Welfare]
5. Khadya Suraksha [Food Security]
6. Subke Liye Aawas [Housing for All]
7. Shudh Peya Jal [Clean Drinking Water]
8. Jan Jan Ka Swasthya [Health for All]
9. Sabke Liye Shiksha [Education for All]
10. Anusuchit Jaati, Jan Jaati, Alp-sankhyak evam
Anya Pichhra Varg Kalyan [Welfare of Scheduled Castes,
Scheduled Tribes, Minorities and OBCs]
11. Mahila Kalyan [Women Welfare]
12. Bal Kalyan [Child Welfare]
13. Yuva Vikas [Youth Development]
14. Basti Sudhar [Improvement of Slums]
15. Paryavaran Sanrakshan evam Van Vridhi
[Environment Protection and Afforestation]
16. Samajik Suraksha [Social Security]
17. Grameen Sadak [Rural Roads]
18. Grameen Oorja [Energization of Rural Area]
19. Pichhara Kshetra Vikas [Development of Backward Areas]
20. e- Shasan [IT enabled e-Governance]

Twenty Point Programme – 2006

Monthly Monitored Items

1. Employment generation under the National Rural Employment Guarantee Scheme
2. Swaranjayanti Gram Swarojgar Yojana
3. Self help Groups
4. Distribution of Waste land to landless
5. Minimum Wages Enforcement (Including Farm Labour)
6. **Food Security:**
 - (i) Targeted Public Distribution system,
 - (ii) Antodaya Anna Yojana,
7. Rural Housing - Indira Awaas Yojana
8. EWS/LIG Houses in Urban Areas
9. **Rural Areas-** Accelerated Rural Water Supply Programme(ARWSP)
 - (i) Habitations covered (NC &PC)
 - (ii) Slipped back habitations and habitations with water quality problems addressed
10. Sanitation Programme in Rural Areas
11. Institutional Delivery
12. SC Families Assisted
13. Universalisation of ICDS Scheme
14. Functional Anganwadis
15. Number of Urban poor families assisted under seven point charter viz. land tenure, housing at affordable cost, water, sanitation, health, education, and social security.
16. **Afforestation:**
 - (a) Area Covered under Plantation on - Public and Forest Lands
 - (b) Number of Seedlings planted on -Public and Forest Lands
17. Rural Roads - PMGSY
18. Rajiv Gandhi Grameen Vidyutikaran Yojana - RGGVY
19. Energising Pump sets
20. Supply of Electricity

Twenty Point Programme – 2006

Items tentatively identified for ranking

For the purpose of ranking the performance of States under TPP-2006 on monthly basis, the following 15 items & 18 Parameters have been tentatively identified.

Items	Parameters	Description of Item
1	1	Individual Swarozgaries Assisted under SGSY
2	2	SHGs to whom income generating activities provided
3	-	Food security:
	3	(i) Targeted Public Distribution System,
	4	(ii) Antodaya Anna Yojana
4	5	Rural Housing - Indira Awaas Yojana (IAY)
5	6	EWS/LIG Houses in Urban Areas
6	-	Rural Areas:
	7	(i) Accelerated Rural Water Supply Programme-Habitation covered (NC &PC)
	8	(ii) Slipped back habitations and habitation with water quality problems addressed -ARWSP
7	9	SC Family Assisted
8	10	Universalisation of ICDS Scheme
9	11	Functional Anganwadis
10.	12	Number of Urban poor families assisted under seven point charter viz. land tenure, housing at affordable cost, water, sanitation, health, education, and social security.
11	-	Afforestation:
	13	(i) Area Covered under Plantation on - Public and Forest Lands
	14	(ii) Number of Seedlings planted on -Public and Forest Lands
12	15	Rural Roads – PMGSY
13	16	Rajiv Gandhi Grameen Viduyutikaran Yojana –RGGVY
14	17	Energising Pump sets
15	18	Supply of Electricity

Status of receipt of targets for Monthly Monitored items under TPP-2006

[Sl. No.	Name of the item	Parameters/ indicators	Whether targetable / non targetable	Whether targets have been received	Nodal Ministry
1	Employment generation under the National Rural Employment Guarantee Scheme	(i) No. of job card issued (ii) Employment generated (iii) Wages given	Non targetable	-	Ministry of Rural Development
2	Swaranjayanti Gram Swarozgar Yojana	Individual Swarozgaries Assisted (i) Total (ii) SC (iii) ST (iv) Women (v) Disabled person	Targetable	Yes	-do-
3	Self help Groups	SHGs under SGSY - SHGs formed - SHGs to whom income generating activities provided	Non targetable Targetable	- Yes	-do- -do-
4	Distribution of waste land to the landless	Waste Land distributed (i) Total (ii) SC (iii)ST (iv) Others	Non targetable	-	-do-
5	Rural Housing - Indira Awaas Yojana (IAY)	Houses sanctioned	Targetable	Yes	-do-
6	Rural Areas - Accelerated Rural Water Supply Programme -(ARWSP)	(i) Habitations covered (NC/PC) (ii) Slipped back Habitations and Habitations with water quality problem addressed	Targetable Targetable	Yes (Targets received in respect of only sixteen States) Yes	-do- -do-

Sl. No.	Name of the item	Parameters/ indicators	Whether targetable / non targetable	Whether targets have been received	Nodal Ministry
7	Sanitation Programme in Rural Areas	Individual Household latrines constructed	Non targetable	-	-do-
8	Rural Roads – PMGSY	Length of Road Constructed	Targetable	Yes	-do-
9.	Minimum Wages Enforcement (including Farm Labour)	(a) <i>Agriculture and Farm workers</i> (i) Inspections made (ii) Irregularities detected (iii) Irregularities rectified (iv) Claims filed (v) claims settled (vi) Prosecution cases pending (vii) Prosecution cases filed (viii) Prosecution cases decided (b) <i>others</i>	Non - targetable	-	Ministry of Labour & Employment
10.	Food security: (i) Targeted Public Distribution system (ii) Antodaya Anna Yojana	Allocation of Food Grains to States/UTs	Targetable	Yes	Ministry of Consumer Affairs, Food & Public Distribution -do-
		Allocation of Food Grains to States/UTs	-do-	Yes	
11.	Institutional Delivery	Delivery in Institutions	Non targetable	-	-do-
12.	SC Families Assisted	SC Families Assisted	Targetable	No	M/o Social Justice and Empowerment
13.	Universalisation of ICDS Scheme	ICDS Blocks Operational (Cumulative)	Targetable	Yes	Ministry of Women and Child Development
14.	Functional Anganwadis	Anganwadis Functional (cumulative)	Targetable	Yes	-do-

Sl. No.	Name of the item	Parameters/ indicators	Whether targetable / non targetable	Whether targets have been received	Nodal Ministry
15.	EWS/LIG Houses in Urban Areas	Houses Constructed	Targetable	Yes	M/o Housing and Urban Poverty Alleviation
16.	Number of Urban poor families assisted under seven point charter viz. land tenure, housing at affordable cost, water, sanitation, health, education, and social security.	Poor Families Assisted	Targetable	Yes (Targets received in respect of only seven States)	-do-
17.	Afforestation: (a) Area Covered under Plantation on - Public and Forest Lands (b) Number of Seedlings planted on -Public and Forest Lands	(a) Area Covered under Plantation on - Public and Forest Lands (b) Number of Seedlings planted on -Public and Forest Lands	Targetable Targetable	Yes Yes	Ministry of Environment and Forest -do-
18.	Rajiv Gandhi Grameen Vidyutikaran Yojana (RGGVY)	Villages electrified	Targetable	Yes	Ministry of Power
19.	Energising Pump sets	Pumpsets Energised	Targetable	Yes	-do-
20	Supply of Electricity	Electricity demanded	Targetable	Yes	-do-

List of items where the concerned schemes are yet to be operationalised

- (i) ***Quick and inexpensive justice–Gram Nyayalayas and Nyaya Panchayats:*** Ministry of Panchayati Raj is consulting Central Ministries and States/UT Governments regarding draft bill on Nyaya Panchayats.
- (ii) ***Social Security for Agricultural and Unorganised Labour:*** To provide Social Security to workers in the unorganized sector, including agricultural labour, the Unorganised Sector Workers’ Social Security Bill, 2007, was introduced in the Rajya Sabha on 10.9.07 and is being examined by the Parliamentary Standing Committee on Labour.

List of items which have been operationalised subsequently: During operationalisation of TPP-2006 in the year 2007-08, following six items have been operationalised.

- (1) ***Rural Business Hubs in Partnership with Panchayats:*** Rural Business Hubs as a Centrally Sponsored Scheme has been approved during August-2007. The parameter/ indicator to be monitored on annual basis is the “number of MOUs signed under various schemes”.
- (2) ***Rehabilitation of Scavengers:*** The Self Employment Scheme for “Rehabilitation of Manual Scavengers” (SRMS) has become operational w.e.f. 9th January, 2007. The parameter/ indicator to be monitored on annual basis is the “number of manual scavengers and their dependents assisted for rehabilitation”.
- (3) ***Rights of Forest dwellers – Owners of minor forest produce:*** The Bill concerning “Rights of Forest Dwellers” - Owners of minor forest produce has been passed. The information on indicators/ parameters to be monitored and frequency of monitoring is awaited from Ministry of Tribal Affairs.
- (4) ***Reservation of OBCs in Education:*** The petition on implementation of reservation in admission in respect of persons belonging to OBCs, which had been stayed by the Hon’ble Supreme Court of India, has been disposed of in April, 2008. The parameter to be monitored is “Percentage of reservation achieved against 27% reservation for OBCs in different Central Educational Institutions.”
- (5) ***Sports for all in Rural and Urban Areas:*** The scheme titled “Panchayat Yuva Krida Aur Khel Abhiyan (PYKKA)” for the development of sports infrastructure in rural areas has been implemented and the status of implementation of the scheme shall be monitored on annual basis. The scheme titled “Nagar Palika Yuva Krida Aur Khel Abhiyan” for the development of sports infrastructure in urban areas is yet to be approved.
- (6) ***IT enabled e-Governance for Panchayats and Municipalities:*** Mission Mode Projects of Panchayats and Municipalities have been initiated in certain States. The status of implementation of these projects shall be monitored on annual basis.

Item Merged

Dry Land Farming: Consequent to the decision of Ministry of Finance and Planning Commission on the EFC of “Enhancing Sustainability of Dry Land Farming System” for XI Five Year Plan, Dry Land Farming has been merged with new initiatives of the Department-‘Rainfed Area Development Programme’. As of now, there is no separate scheme on Dryland Farming.

PART - I

TWENTY POINT PROGRAMME - 2006

OVERALL PERFORMANCE ANALYSIS

Twenty Point Programme-2006

Progress Report – (April-October, 2008)

This monthly progress report of Twenty Point Programme-2006 consists of two parts: **Part-I** contains an analysis of the overall performance, whereas **Part-II** deals with item-wise performance.

2. The report is compiled on the basis of data received from the Central Nodal Ministries and State Governments/UT Administrations. The data is received either through web enabled software developed by National Informatics Centre (NIC) Cell in this Ministry or through Fax/e-mail/post. The processing of data has been done in association with NIC Cell.

3. The analysis for the period of **April-October, 2008** shows that the performance under **Ten** items has been **'Very Good'** (90% or above the targets). These items are:

- (i) Individual Swarozgaries Assisted-SGSY
- (ii) Seedlings Planted (Public and Forest Lands)
- (iii) SHGs Provided Income Generating Activities
- (iv) Area Covered under Plantation (Public and Forest Lands)
- (v) Pumpsets Energised
- (vi) Road Constructed-PMGSY
- (vii) Houses Constructed – IAY
- (viii) ICDS Blocks Operational (Cum.)
- (ix) Anganwadis Functional (Cum.)
- (x) Food Security: (Antodaya Anna Yojana)

4. The performance of **two** items has been **'Good'** (80% to 90% of target). These items are:

- (i) Food Security: (Targeted Public Distribution System)
- (ii) Supply of Electricity

5. The performance of **six** items has been **'Poor'** (below 80% of target). These items are:

- (i) Habitations covered (NC and PC)- ARWSP
- (ii) SC Families Assisted
- (iii) Slipped back habitations and habitations with water quality problems addressed– ARWSP
- (iv) Village Electrified-RGGVY
- (v) Urban Poor Families Assisted under Seven Point Charter
- (vi) Houses constructed – EWS/LIG

6. Some of items under TPP-2006 like “*National Rural Employment Guarantee Act-NREGA*”, “*Self help Groups formed under SGSY*”, “*Sanitation Programme in Rural Areas*” and “*Institutional Delivery*” being demand driven are being monitored without target. The item “*Sapoorna Gramin Rojgar Yojana (SGRY)*” has been merged with NREGA with effect from 1st April, 2008. The items - “*Distribution of Wasteland to the landless*” & Minimum Wages Enforcement (including Farm Labour) will be monitored without any target as the concerned Nodal Ministries are unable to provide the target. These items shall not be considered for the purpose of ranking. The frequency of the item “*ST Families Assisted*” has been changed with the concurrence of Ministry of Tribal Affairs from monthly to annual as monitoring on monthly basis is not feasible. The items where quarterly/ annual targets have been provided by the Ministries concerned, monthly targets have been worked out on prorata basis.

7. MPR has not been received from the State of Manipur and Nagaland till the finalization of this report. Therefore, the performance of these States has not been included.

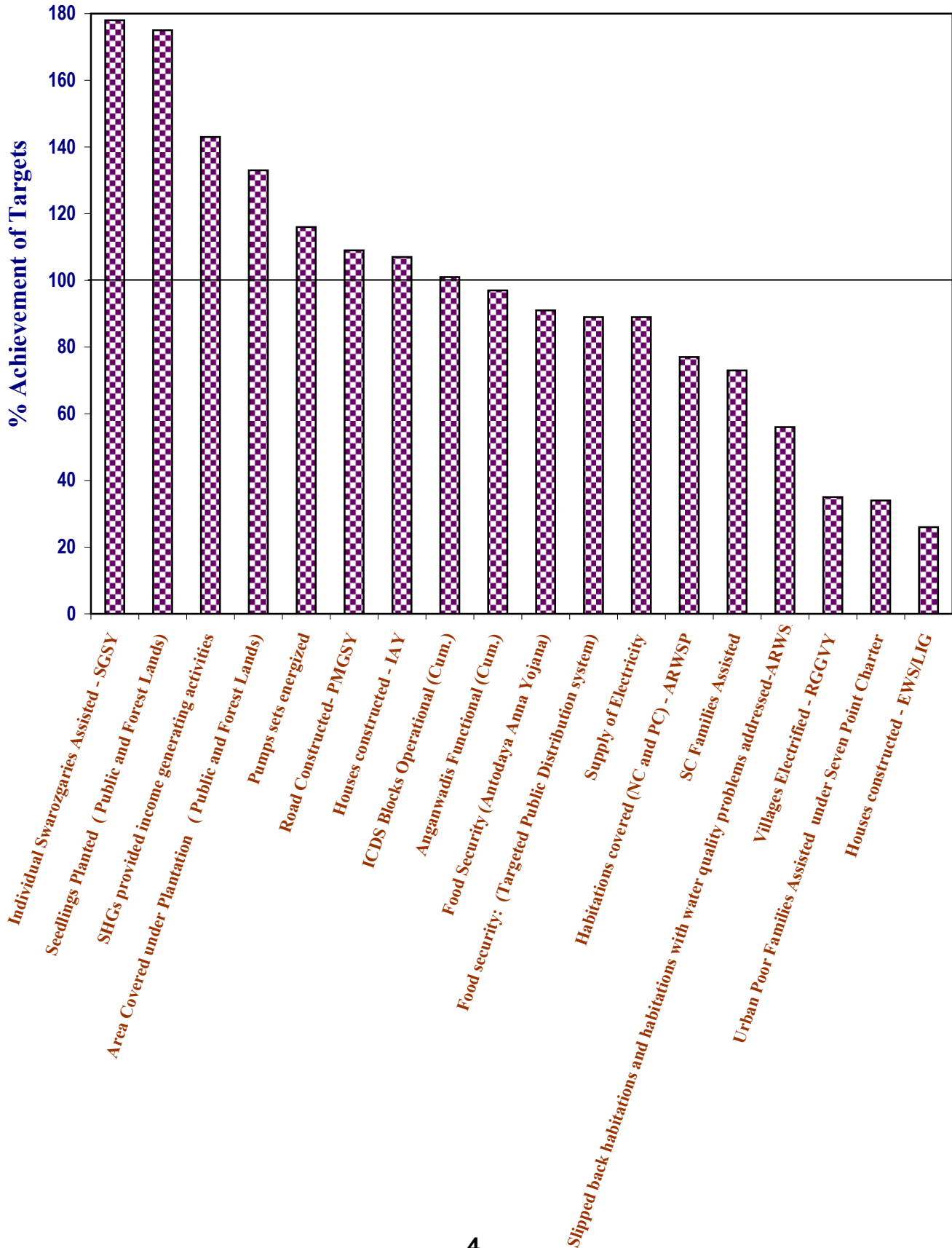
HIGHLIGHTS

Sl. No.	Item	Achievement for April-October, 2008
Employment Generated under NREGS.		
1	No.of Job cards issued	6.34 crore
2	Employment generated	124.07 crore mandays
3	Wages given	Rs. 9573.87 crore
Swaranjayanti Gram Swarozgar Yojana		
4	No. of Individual Swarozgaries Assisted	3,05,192
Self help Groups		
5	No.of SHGs formed	2,66,907
6	No.of SHGs to whom income generating activities provided	88,808
Distribution of waste land to the landless		
7	Land distributed	3,55,766 hectare
Minimum Wages Enforcement (Including Farm Labour)		
8	No.of Inspections made	1,62,592
9	No.of Irregularities detected	33,514
10	No.of Irregularities rectified	35,376
11	No.of Claims filed	4,509
12	No.of Claims settled	4,706
13	No.of Prosecution cases Pending	11,102
14	No.of Prosecution cases filed	81
15	No.of Prosecution cases decided	184
Food Security: (i) TPDS (ii) AAY		
16	Food Security: Targeted Public Distribution System (TPDS)	192.41 lakh tones
17	Food Security: Antodaya Anna Yojana (AAY)	54.39 lakh tones
Rural Housing- Indira Awaas Yojana		
18	No.of Houses constructed	8,70,711
EWS/LIG Houses in Urban Areas		
19	No. of Houses constructed	17,997

Contd.....

Sl. No.	Item	Achievement for April-October, 2008
Rural Areas. - Accelerated Rural Water Supply Programme		
20	Habitations covered (NC and PC)	5,142
21	Slipped back habitations and habitations with water quality problems addressed	45,651
Sanitation Programme in Rural Areas		
22	No.of Individual household latrines constructed	59.66 lakh
Institutional Delivery		
23	No.of Deliveries in Institutions	79.53 lakh
SC Families Assisted		
24	No.of SC Families Assisted	20.24 lakh
Universalisation of ICDS Schemes		
25	No. of ICDS Blocks Operational (Cum.)	6,335
Functional Anganwadis		
26	No.of Anganwadis Functional (Cum.)	10.21 lakh
Number of Urban poor families assisted under seven point charter viz. land tenure, housing at affordable cost, water, sanitation, health, education, and social security.		
27	No. of Poor Families Assisted	16,533
Afforestation:		
(i) Area Covered under Plantation (Public&Forest Lands)		
(ii) Seedlings planted (Public and Forest Lands)		
28	Area Covered under Plantation (Public and Forest Lands)	13.73 lakh hectares
29	No. of Seedlings planted (Public and Forest Lands)	117.82 crore
Rural Road- PMGSY		
30	Length of Road Constructed	25,742 Kms
Rajiv Gandhi Grameen Vidyutikaran Yojana		
31	No.of Villages Electrified	3,854
Energized Pumps sets		
32	No.of Pumps sets energized	1,42,649
Supply of Electricity		
33	Electricity supplied	3,95,950 million units (MU)

PERFORMANCE DURING April to October, 2008



ACHIEVEMENT HIGHLIGHTS

PERFORMANCE DURING APRIL TO OCTOBER, 2008

The cumulative performance during April to October, 2008 has been "Very Good" for 10 items, "Good" for 2 items, and "Poor" for 6 items.

A. "Very Good" Performance (90% or above of targets)		
<u>No.</u>	<u>Items</u>	<u>% Achievement</u>
01B01	Individual Swarozgaris Assisted - SGSY	178
15A02	Seedlings Planted (Public and Forest Lands)	175
01E02	SHGs provided income generating activities	143
15A01	Area Covered under Plantation (Public and Forest Lands)	133
18D01	Pumps sets energized	116
17A01	Road Constructed- PMGSY	109
06A01	Houses constructed - IAY	107
12A01	ICDS Blocks Operational (Cum.)	101
12B01	Anganwadis Functional (Cum.)	97
05B02	Food Security: (Antodaya Anna Yojana)	91
B. "Good" Performance (80% to 90%)		
05A02	Food security: (Targeted Public Distribution system)	89
18E02	Supply of Electricity	89
C. Areas of concern-where the performance is below 80%		
07A01	Habitations covered (NC and PC) - ARWSP	77
10A01	SC Families Assisted	73
07A02	Slipped back habitations and habitations with water quality problems addressed-ARWSP	56
18B01	Villages Electrified - RGGVY	35
14A01	Urban Poor Families Assisted under Seven Point Charter	34
06B01	Houses constructed - EWS/LIG	26

Table - A

**Targets for 2008-2009 & April to October, 2008 and achievements during the period April to October, 2008
ALL INDIA PERFORMANCE**

Sl. No.	Item Code	Item Description	Units	Targets		Achievements	% Achievements of Targets during April -October, 2008
				2008-2009	April - October, 2008	April - October, 2008	
1	01B01	Individual Swarozgaries Assisted - SGSY	Number	3,80,981	1,71,484	3,05,192	178
2	01E02	SHGs provided income generating activities	Number	1,38,168	62,163	88,808	143
3	05A02	Food Security:Targeted Public Dtribution System(TPDS)	Tonnes	-	2,16,89,115	1,92,41,524	89
4	05B02	Food Security:Antodaya Anna Yojana(AAY)	Tonnes	-	59,47,571	54,38,675	91
5	06A01	Houses constructed - IAY	Number	21,27,165	8,15,407	8,70,711	107
6	06B01	Houses constructed - EWS/LIG	Number	1,19,504	69,663	17,997	26
7	07A01	Habitations covered (NC and PC) - ARWSP	Number	16,775	6,702	5,142	77
8	07A02	Slipped back habitations and habitations with water quality problems addressed- ARWSP	Number	2,03,091	81,232	45,651	56
9	10A01	SC Families Assisted	Number	47,74,200	27,84,880	20,24,393	73
10	12A01	ICDS Blocks Operational (Cum.)	Number	6,284	6,284	6,335	101
11	12B01	Anganwadis Functional (Cum.)	Number	10,52,638	10,52,638	10,21,085	97
12	14A01	Urban Poor Families Assisted under Seven Point Charter	Number	84,502	49,270	16,533	34
13	15A01	Area Covered under Plantation (Public and Forest Lands)	Hectares	17,71,420	10,33,249	13,72,668	133
14	15A02	Seedlings Planted (Public and Forest Lands)	Number	1,15,14,25,000	67,16,64,497	1,17,81,70,736	175
15	17A01	Road Constructed- PMGSY	Kilometer	64,440	23,627	25,742	109
16	18B01	Villages Electrified - RGGVY	Number	19,000	11,049	3,854	35
17	18D01	Pumps sets energized	Number	2,11,635	1,23,440	1,42,649	116
18	18E02	Electricity supplied	Million Units	-	4,43,897	3,95,950	89

Table - B**STATE-WISE PERFORMANCE DURING APRIL TO OCTOBER, 2008 (PERCENT ACHIEVEMENT)**

Item No.	Description	ALL INDIA	AP	ARP	AS	BI	CHHA.	DELHI	GOA
01B01	Individual Swarozgaries Assisted - SGSY	178	228	0	5	3	96	NA	25
01E02	SHGs provided income generating activities	143	707	0	83	61	77	NA	124
05A02	Food security (Targeted Public Distribution system)	89	108	95	101	49	90	97	102
05B02	Food Security (Antodaya Anna Yojana)	91	103	99	101	73	100	88	99
06A01	Houses constructed - IAY	107	174	193	78	112	29	NA	112
06B01	Houses constructed - EWS/LIG	26	NA	0	0	NA	59	1	0
07A01	Habitations covered (NC and PC) - ARWSP	77	NA	0	41	NA	NA	NA	NA
07A02	Slipped back habitations and habitations with water quality problems addressed-ARWSP	56	40	37	31	38	10	NA	NA
10A01	SC Families Assisted	73	36	NA	0	5	11	11	79
12A01	ICDS Blocks Operational (Cum.)	101	100	100	127	100	97	100	100
12B01	Anganwadis Functional (Cum.)	97	95	100	84	99	84	100	100
14A01	Urban Poor Families Assisted under Seven Point Charter	34	NA	NA	0	NA	309	NA	NA
15A01	Area Covered under Plantation (Public and Forest Lands)	133	137	5	61	188	95	514	83
15A02	Seedlings Planted (Public and Forest Lands)	175	185	7	47	188	108	9,511	253
17A01	Road Constructed- PMGSY	109	154	334	99	215	99	NA	0
18B01	Villages Electrified - RGGVY	35	NA	0	0	19	0	NA	NA
18D01	Pumps sets energized	116	NA	NA	NA	NA	188	NA	NA
18E02	Supply of Electricity	89	93	59	88	84	97	99	98

NA - Not Applicable

Table - B(Contd.)

STATE-WISE PERFORMANCE DURING APRIL TO OCTOBER 2008 (PERCENT ACHIEVEMENT)

Item No.	Description	ALL							
		INDIA	GUJ	HRY	HP	J&K	JHAR.	KAR	KER
01B01	Individual Swarozgaries Assisted - SGSY	178	452	105	485	186	171	493	90
01E02	SHGs provided income generating activities	143	255	79	99	7	214	76	82
05A02	Food security (Targeted Public Distribution system)	89	89	71	96	97	85	100	96
05B02	Food Security (Antodaya Anna Yojana)	91	103	93	102	98	97	102	101
06A01	Houses constructed - IAY	107	70	89	59	118	130	143	142
06B01	Houses constructed - EWS/LIG	26	91	0	NA	NA	NA	27	68
07A01	Habitations covered (NC and PC) - ARWSP	77	NA	NA	NA	7	NA	0	110
07A02	Slipped back habitations and habitations with water quality problems addressed-ARWSP	56	94	121	132	0	74	9	624
10A01	SC Families Assisted	73	117	65	67	84	186	66	157
12A01	ICDS Blocks Operational (Cum.)	101	100	100	100	101	100	100	100
12B01	Anganwadis Functional (Cum.)	97	99	101	100	70	105	100	100
14A01	Urban Poor Families Assisted under Seven Point Charter	34	107	NA	NA	NA	NA	20	NA
15A01	Area Covered under Plantation (Public and Forest Lands)	133	155	224	116	9	33	126	40
15A02	Seedlings Planted (Public and Forest Lands)	175	748	363	116	10	56	156	73
17A01	Road Constructed- PMGSY	109	115	207	46	16	320	125	8
18B01	Villages Electrified - RGGVY	35	NA	NA	NA	0	51	263	NA
18D01	Pumps sets energized	116	137	74	NA	NA	NA	121	NA
18E02	Supply of Electricity	89	87	91	100	77	94	94	88

NA - Not Applicable

Table - B(Contd.)

STATE-WISE PERFORMANCE DURING April to October, 2008 (PERCENT ACHIEVEMENT)

Item No.	Description	ALL							
		INDIA	MP	MAH	MANI	MEGH	MIZ	NAGA	ORI
01B01	Individual Swarozgaries Assisted - SGSY	178	210	40	0	77	0	62	56
01E02	SHGs provided income generating activities	143	113	85	0	73	0	21	13
05A02	Food security (Targeted Public Distribution system)	89	34	88	96	102	88	115	101
05B02	Food Security (Antodaya Anna Yojana)	91	42	88	93	103	89	108	103
06A01	Houses constructed - IAY	107	128	73	20	28	75	228	41
06B01	Houses constructed - EWS/LIG	26	NA	143	NA	NA	0	NA	317
07A01	Habitations covered (NC and PC) - ARWSP	77	NA	85	NA	20	NA	8	NA
07A02	Slipped back habitations and habitations with water quality problems addressed-ARWSP	56	189	215	NA	35	0	11	106
10A01	SC Families Assisted	73	22	15	0	NA	NA	NA	33
12A01	ICDS Blocks Operational (Cum.)	101	100	98	100	100	100	100	100
12B01	Anganwadis Functional (Cum)	97	100	94	100	98	100	100	100
14A01	Urban Poor Families Assisted under Seven Point Charter	34	NA	0	NA	1	NA	NA	NA
15A01	Area Covered under Plantation (Public and Forest Lands)	133	103	356	0	67	164	1	205
15A02	Seedlings Planted (Public and Forest Lands)	175	98	274	0	67	46	2	142
17A01	Road Constructed- PMGSY	109	56	83	14	40	124	47	38
18B01	Villages Electrified - RGGVY	35	21	NA	0	360	0	NA	24
18D01	Pumps sets energized	116	73	NA	NA	NA	NA	NA	NA
18E02	Supply of Electricity	89	86	80	89	78	82	98	98

NA - Not Applicable

Table - B(Contd.)

STATE-WISE PERFORMANCE DURING APRIL TO OCTOBER, 2008 (PERCENT ACHIEVEMENT)

Item No.	Description	ALL							
		INDIA	PUDU	PUN	RAJ	SIK	TN	TRI	UTTA.
01B01	Individual Swarozgaries Assisted - SGSY	178	0	124	91	50	22	0	100
01E02	SHGs provided income generating activities	143	104	54	52	79	44	19	111
05A02	Food security (Targeted Public Distribution system)	89	47	68	95	104	102	104	80
05B02	Food Security (Antodaya Anna Yojana)	91	30	58	96	106	109	106	90
06A01	Houses constructed - IAY	107	7	51	79	184	128	49	94
06B01	Houses constructed - EWS/LIG	26	5	NA	40	14	NA	45	NA
07A01	Habitations covered (NC and PC) - ARWSP	77	0	54	51	NA	NA	NA	59
07A02	Slipped back habitations and habitations with water quality problems addressed-ARWSP	56	29	37	22	0	82	275	44
10A01	SC Families Assisted	73	41	24	83	104	100	16	88
12A01	ICDS Blocks Operational (Cum.)	101	100	100	100	100	100	104	100
12B01	Anganwadis Functional (Cum)	97	100	100	100	100	100	100	94
14A01	Urban Poor Families Assisted under Seven Point Charter	34	NA	NA	NA	94	34	NA	NA
15A01	Area Covered under Plantation (Public and Forest Lands)	133	86	88	135	55	67	56	351
15A02	Seedlings Planted (Public and Forest Lands)	175	503	81	112	51	26	7	374
17A01	Road Constructed- PMGSY	109	NA	125	168	167	88	7	126
18B01	Villages Electrified - RGGVY	35	NA	NA	5	0	NA	0	32
18D01	Pumps sets energized	116	NA	116	156	NA	69	NA	237
18E02	Supply of Electricity	89	88	90	98	97	92	93	99

NA - Not Applicable

Table - B(Contd.)

STATE-WISE PERFORMANCE DURING APRIL TO OCTOBER, 2008 (PERCENT ACHIEVEMENT)

Item No.	Description	ALL							LAKS
		INDIA	UP	WB	A&N	CHND.	D&N	D&D	H
01B01	Individual Swarozgaries Assisted - SGSY	178	464	137	267	NA	160	0	260
01E02	SHGs provided income generating activities	143	123	377	50	NA	17	0	83
05A02	Food security (Targeted Public Distribution system)	89	93	93	65	92	0	24	9
05B02	Food Security (Antodaya Anna Yojana)	91	97	87	88	64	0	18	0
06A01	Houses constructed - IAY	107	119	90	45	NA	52	8	0
06B01	Houses constructed - EWS/LIG	26	NA	0	NA	NA	NA	NA	NA
07A01	Habitations covered (NC and PC) - ARWSP	77	NA	NA	0	NA	NA	NA	0
07A02	Slipped back habitations and habitations with water quality problems addressed-ARWSP	56	34	4	0	NA	NA	NA	NA
10A01	SC Families Assisted	73	77	10	NA	100	NA	NA	NA
12A01	ICDS Blocks Operational (Cum.)	101	100	100	100	100	100	100	100
12B01	Anganwadis Functional (Cum.)	97	100	96	100	100	100	91	100
14A01	Urban Poor Families Assisted under Seven Point Charter	34	NA	NA	NA	NA	NA	NA	NA
15A01	Area Covered under Plantation (Public and Forest Lands)	133	217	32	130	431	139	64	29
15A02	Seedlings Planted (Public and Forest Lands)	175	317	79	190	366	273	240	22
17A01	Road Constructed- PMGSY	109	96	57	NA	NA	NA	NA	NA
18B01	Villages Electrified - RGGVY	35	33	58	NA	NA	NA	NA	NA
18D01	Pumps sets energized	116	NA	14	NA	NA	NA	NA	NA
18E02	Supply of Electricity	89	81	96	80	100	97	88	100

NA - Not Applicable

Table - C

Items in which the States/UTs performance is Very Good (90% and above),
Good (80% to 90%) and Poor (below 80%) during the period
April to October, 2008

1. ANDHRA PRADESH

Very Good

Individual Swarozgaries Assisted - SGSY, SHGs provided income generating activities, Food Security: Targeted Public Distribution System (TPDS), Food Security: Antodaya Anna Yojana (AAY), Houses constructed - IAY, ICDS Blocks Operational (Cum.), Anganwadis Functional (Cum.), Area Covered under Plantation (Public and Forest Lands), Seedlings Planted (Public and Forest Lands), Road Constructed - PMGSY, Electricity supplied

Poor

Slipped back habitations and habitations with water quality problems addressed - ARWSP, SC Families Assisted

2. ARUNACHAL PRADESH

Very Good

Food Security: Targeted Public Distribution System (TPDS), Food Security: Antodaya Anna Yojana (AAY), Houses constructed - IAY, ICDS Blocks Operational (Cum.), Anganwadis Functional (Cum.), Road Constructed - PMGSY

Poor

Individual Swarozgaries Assisted - SGSY, SHGs provided income generating activities, Houses constructed - EWS/LIG, Habitations covered (NC and PC) - ARWSP, Slipped back habitations and habitations with water quality problems addressed - ARWSP, Area Covered under Plantation (Public and Forest Lands), Seedlings Planted (Public and Forest Lands), Villages Electrified - RGGVY, Electricity supplied

3. ASSAM

Very Good

Food Security: Targeted Public Distribution System (TPDS), Food Security: Antodaya Anna Yojana (AAY), ICDS Blocks Operational (Cum.), Road Constructed - PMGSY

Good

SHGs provided income generating activities, Anganwadis Functional (Cum.), Electricity supplied

Poor

Individual Swarozgaries Assisted - SGSY, Houses constructed - IAY, Houses constructed - EWS/LIG, Habitations covered (NC and PC) - ARWSP, Slipped back habitations and habitations with water quality problems addressed - ARWSP, SC Families Assisted, Urban Poor Families Assisted under Seven Point Charter, Area Covered under Plantation (Public and Forest Lands), Seedlings Planted (Public and Forest Lands), Villages Electrified - RGGVY

4. BIHAR

Very Good

Houses constructed - IAY, ICDS Blocks Operational (Cum.), Anganwadis Functional (Cum.), Area Covered under Plantation (Public and Forest Lands), Seedlings Planted (Public and Forest Lands), Road Constructed - PMGSY

Good

Electricity supplied

Poor

Individual Swarozgaries Assisted - SGSY, SHGs provided income generating activities, Food Security: Targeted Public Distribution System (TPDS), Food Security: Antodaya Anna Yojana (AAY), Slipped back habitations and habitations with water quality problems addressed - ARWSP, SC Families Assisted, Villages Electrified - RGGVY

Table - C (Contd.)

5. CHHATISGARH

Very Good

Individual Swarozgaries Assisted - SGSY, Food Security:Targeted Public Distribution System(TPDS), Food Security:Antodaya Anna Yojana(AAY), ICDS Blocks Operational (Cum.), Urban Poor Families Assisted under Seven Point Charter, Area Covered under Plantation (Public and Forest Lands), Seedlings Planted (Public and Forest Lands), Road Constructed- PMGSY, Pumps sets energized, Electricity supplied

Good

Anganwadis Functional (Cum.)

Poor

SHGs provided income generating activities, Houses constructed - IAY, Houses constructed - EWS/LIG, Slipped back habitations and habitations with water quality problems addressed-ARWSP, SC Families Assisted, Villages Electrified - RGGVY

6. DELHI

Very Good

Food Security:Targeted Public Distribution System(TPDS), ICDS Blocks Operational (Cum.), Anganwadis Functional (Cum.), Area Covered under Plantation (Public and Forest Lands), Seedlings Planted (Public and Forest Lands), Electricity supplied

Good

Food Security:Antodaya Anna Yojana(AAY)

Poor

Houses constructed - EWS/LIG, SC Families Assisted

7. GOA

Very Good

SHGs provided income generating activities, Food Security:Targeted Public Distribution System(TPDS), Food Security:Antodaya Anna Yojana(AAY), Houses constructed - IAY, ICDS Blocks Operational (Cum.), Anganwadis Functional (Cum.), Seedlings Planted (Public and Forest Lands), Electricity supplied

Good

Area Covered under Plantation (Public and Forest Lands)

Poor

Individual Swarozgaries Assisted - SGSY, Houses constructed - EWS/LIG, SC Families Assisted, Road Constructed- PMGSY

8. GUJARAT

Very Good

Individual Swarozgaries Assisted - SGSY, SHGs provided income generating activities, Food Security:Antodaya Anna Yojana(AAY), Houses constructed - EWS/LIG, Slipped back habitations and habitations with water quality problems addressed-ARWSP, SC Families Assisted, ICDS Blocks Operational (Cum.), Anganwadis Functional (Cum.), Urban Poor Families Assisted under Seven Point Charter, Area Covered under Plantation (Public and Forest Lands), Seedlings Planted (Public and Forest Lands), Road Constructed- PMGSY, Pumps sets energized

Good

Food Security:Targeted Public Distribution System(TPDS), Electricity supplied

Poor

Houses constructed - IAY

Table - C (Contd.)

9. HARYANA

Very Good

Individual Swarozgaries Assisted - SGSY, Food Security:Antodaya Anna Yojana(AAY), Slipped back habitations and habitations with water quality problems addressed-ARWSP, ICDS Blocks Operational (Cum.), Anganwadis Functional (Cum.), Area Covered under Plantation (Public and Forest Lands), Seedlings Planted (Public and Forest Lands), Road Constructed- PMGSY, Electricity supplied

Good

Houses constructed - IAY

Poor

SHGs provided income generating activities, Food Security:Targeted Public Distribution System(TPDS), Houses constructed - EWS/LIG, SC Families Assisted, Pumps sets energized

10. HIMACHAL PRADESH

Very Good

Individual Swarozgaries Assisted - SGSY, SHGs provided income generating activities, Food Security:Targeted Public Distribution System(TPDS), Food Security:Antodaya Anna Yojana(AAY), Slipped back habitations and habitations with water quality problems addressed-ARWSP, ICDS Blocks Operational (Cum.), Anganwadis Functional (Cum.), Area Covered under Plantation (Public and Forest Lands), Seedlings Planted (Public and Forest Lands), Electricity supplied

Poor

Houses constructed - IAY, SC Families Assisted, Road Constructed- PMGSY

11. JAMMU AND KASHMIR

Very Good

Individual Swarozgaries Assisted - SGSY, Food Security:Targeted Public Distribution System(TPDS), Food Security:Antodaya Anna Yojana(AAY), Houses constructed - IAY, ICDS Blocks Operational (Cum.)

Good

SC Families Assisted

Poor

SHGs provided income generating activities, Habitations covered (NC and PC) - ARWSP, Slipped back habitations and habitations with water quality problems addressed-ARWSP, Anganwadis Functional (Cum.), Area Covered under Plantation (Public and Forest Lands), Seedlings Planted (Public and Forest Lands), Road Constructed- PMGSY, Villages Electrified - RGGVY, Electricity supplied

12. JHARKHAND

Very Good

Individual Swarozgaries Assisted - SGSY, SHGs provided income generating activities, Food Security:Antodaya Anna Yojana(AAY), Houses constructed - IAY, SC Families Assisted, ICDS Blocks Operational (Cum.), Anganwadis Functional (Cum.), Road Constructed- PMGSY, Electricity supplied

Good

Food Security:Targeted Public Distribution System(TPDS)

Poor

Slipped back habitations and habitations with water quality problems addressed-ARWSP, Area Covered under Plantation (Public and Forest Lands), Seedlings Planted (Public and Forest Lands), Villages Electrified - RGGVY

Table - C (Contd.)

13. KARNATAKA

Very Good

Individual Swarozgaries Assisted - SGSY, Food Security:Targeted Public Distribution System(TPDS), Food Security:Antodaya Anna Yojana(AAY), Houses constructed - IAY, ICDS Blocks Operational (Cum.), Anganwadis Functional (Cum.), Area Covered under Plantation (Public and Forest Lands), Seedlings Planted (Public and Forest Lands), Road Constructed- PMGSY, Villages Electrified - RGGVY, Pumps sets energized, Electricity supplied

Poor

SHGs provided income generating activities, Houses constructed - EWS/LIG, Habitations covered (NC and PC) - ARWSP, Slipped back habitations and habitations with water quality problems addressed-ARWSP, SC Families Assisted, Urban Poor Families Assisted under Seven Point Charter

14. KERALA

Very Good

Individual Swarozgaries Assisted - SGSY, Food Security:Targeted Public Distribution System(TPDS), Food Security:Antodaya Anna Yojana(AAY), Houses constructed - IAY, Habitations covered (NC and PC) - ARWSP, Slipped back habitations and habitations with water quality problems addressed-ARWSP, SC Families Assisted, ICDS Blocks Operational (Cum.), Anganwadis Functional (Cum.)

Good

SHGs provided income generating activities, Electricity supplied

Poor

Houses constructed - EWS/LIG, Area Covered under Plantation (Public and Forest Lands), Seedlings Planted (Public and Forest Lands), Road Constructed- PMGSY

15. MADHYA PRADESH

Very Good

Individual Swarozgaries Assisted - SGSY, SHGs provided income generating activities, Houses constructed - IAY, Slipped back habitations and habitations with water quality problems addressed-ARWSP, ICDS Blocks Operational (Cum.), Anganwadis Functional (Cum.), Area Covered under Plantation (Public and Forest Lands), Seedlings Planted (Public and Forest Lands)

Good

Electricity supplied

Poor

Food Security:Targeted Public Distribution System(TPDS), Food Security:Antodaya Anna Yojana(AAY), SC Families Assisted, Road Constructed- PMGSY, Villages Electrified - RGGVY, Pumps sets energized

16. MAHARASHTRA

Very Good

Houses constructed - EWS/LIG, Slipped back habitations and habitations with water quality problems addressed-ARWSP, ICDS Blocks Operational (Cum.), Anganwadis Functional (Cum.), Area Covered under Plantation (Public and Forest Lands), Seedlings Planted (Public and Forest Lands)

Good

SHGs provided income generating activities, Food Security:Targeted Public Distribution System(TPDS), Food Security:Antodaya Anna Yojana(AAY), Habitations covered (NC and PC) - ARWSP, Road Constructed- PMGSY, Electricity supplied

Poor

Individual Swarozgaries Assisted - SGSY, Houses constructed - IAY, SC Families Assisted, Urban Poor Families Assisted under Seven Point Charter

Table - C (Contd.)

17. MANIPUR

Very Good

Food Security:Targeted Public Distribution System(TPDS), Food Security:Antodaya Anna Yojana(AAY), ICDS Blocks Operational (Cum.), Anganwadis Functional (Cum.)

Good

Electricity supplied

Poor

Individual Swarozgaries Assisted - SGSY, SHGs provided income generating activities, Houses constructed - IAY, SC Families Assisted, Area Covered under Plantation (Public and Forest Lands), Seedlings Planted (Public and Forest Lands), Road Constructed- PMGSY, Villages Electrified - RGGVY

18. MEGHALAYA

Very Good

Food Security:Targeted Public Distribution System(TPDS), Food Security:Antodaya Anna Yojana(AAY), ICDS Blocks Operational (Cum.), Anganwadis Functional (Cum.), Villages Electrified - RGGVY

Poor

Individual Swarozgaries Assisted - SGSY, SHGs provided income generating activities, Houses constructed - IAY, Habitations covered (NC and PC) - ARWSP, Slipped back habitations and habitations with water quality problems addressed-ARWSP, Urban Poor Families Assisted under Seven Point Charter, Area Covered under Plantation (Public and Forest Lands), Seedlings Planted (Public and Forest Lands), Road Constructed- PMGSY, Electricity supplied

19. MIZORAM

Very Good

ICDS Blocks Operational (Cum.), Anganwadis Functional (Cum.), Area Covered under Plantation (Public and Forest Lands), Road Constructed- PMGSY

Good

Food Security:Targeted Public Distribution System(TPDS), Food Security:Antodaya Anna Yojana(AAY), Electricity supplied

Poor

Individual Swarozgaries Assisted - SGSY, SHGs provided income generating activities, Houses constructed - IAY, Houses constructed - EWS/LIG, Slipped back habitations and habitations with water quality problems addressed-ARWSP, Seedlings Planted (Public and Forest Lands), Villages Electrified - RGGVY

20. NAGALAND

Very Good

Food Security:Targeted Public Distribution System(TPDS), Food Security:Antodaya Anna Yojana(AAY), Houses constructed - IAY, ICDS Blocks Operational (Cum.), Anganwadis Functional (Cum.), Electricity supplied

Poor

Individual Swarozgaries Assisted - SGSY, SHGs provided income generating activities, Habitations covered (NC and PC) - ARWSP, Slipped back habitations and habitations with water quality problems addressed-ARWSP, Area Covered under Plantation (Public and Forest Lands), Seedlings Planted (Public and Forest Lands), Road Constructed- PMGSY

Table - C (Contd.)

21. ORISSA

Very Good

Food Security:Targeted Public Distribution System(TPDS), Food Security:Antodaya Anna Yojana(AAY), Houses constructed - EWS/LIG, Slipped back habitations and habitations with water quality problems addressed-ARWSP, ICDS Blocks Operational (Cum.), Anganwadis Functional (Cum.), Area Covered under Plantation (Public and Forest Lands), Seedlings Planted (Public and Forest Lands), Electricity supplied

Poor

Individual Swarozgaries Assisted - SGSY, SHGs provided income generating activities, Houses constructed - IAY, SC Families Assisted, Road Constructed- PMGSY, Villages Electrified - RGGVY

22. PUDUCHERRY

Very Good

SHGs provided income generating activities, ICDS Blocks Operational (Cum.), Anganwadis Functional (Cum.), Seedlings Planted (Public and Forest Lands)

Good

Area Covered under Plantation (Public and Forest Lands), Electricity supplied

Poor

Individual Swarozgaries Assisted - SGSY, Food Security:Targeted Public Distribution System(TPDS), Food Security:Antodaya Anna Yojana(AAY), Houses constructed - IAY, Houses constructed - EWS/LIG, Habitations covered (NC and PC) - ARWSP, Slipped back habitations and habitations with water quality problems addressed-ARWSP, SC Families Assisted

23. PUNJAB

Very Good

Individual Swarozgaries Assisted - SGSY, ICDS Blocks Operational (Cum.), Anganwadis Functional (Cum.), Road Constructed- PMGSY, Pumps sets energized, Electricity supplied

Good

Area Covered under Plantation (Public and Forest Lands), Seedlings Planted (Public and Forest Lands)

Poor

SHGs provided income generating activities, Food Security:Targeted Public Distribution System(TPDS), Food Security:Antodaya Anna Yojana(AAY), Houses constructed - IAY, Habitations covered (NC and PC) - ARWSP, Slipped back habitations and habitations with water quality problems addressed-ARWSP, SC Families Assisted

24. RAJASTHAN

Very Good

Individual Swarozgaries Assisted - SGSY, Food Security:Targeted Public Distribution System(TPDS), Food Security:Antodaya Anna Yojana(AAY), ICDS Blocks Operational (Cum.), Anganwadis Functional (Cum.), Area Covered under Plantation (Public and Forest Lands), Seedlings Planted (Public and Forest Lands), Road Constructed- PMGSY, Pumps sets energized, Electricity supplied

Good

SC Families Assisted

Poor

SHGs provided income generating activities, Houses constructed - IAY, Houses constructed - EWS/LIG, Habitations covered (NC and PC) - ARWSP, Slipped back habitations and habitations with water quality problems addressed-ARWSP, Villages Electrified - RGGVY

Table - C (Contd.)

25. SIKKIM

Very Good

Food Security:Targeted Public Distribution System(TPDS), Food Security:Antodaya Anna Yojana(AAY), Houses constructed - IAY, SC Families Assisted, ICDS Blocks Operational (Cum.), Anganwadis Functional (Cum.), Urban Poor Families Assisted under Seven Point Charter, Road Constructed- PMGSY, Electricity supplied

Poor

Individual Swarozgaries Assisted - SGSY, SHGs provided income generating activities, Houses constructed - EWS/LIG, Slipped back habitations and habitations with water quality problems addressed-ARWSP, Area Covered under Plantation (Public and Forest Lands), Seedlings Planted (Public and Forest Lands), Villages Electrified - RGGVY

26. TAMIL NADU

Very Good

Food Security:Targeted Public Distribution System(TPDS), Food Security:Antodaya Anna Yojana(AAY), Houses constructed - IAY, SC Families Assisted, ICDS Blocks Operational (Cum.), Anganwadis Functional (Cum.), Electricity supplied

Good

Slipped back habitations and habitations with water quality problems addressed-ARWSP, Road Constructed- PMGSY

Poor

Individual Swarozgaries Assisted - SGSY, SHGs provided income generating activities, Urban Poor Families Assisted under Seven Point Charter, Area Covered under Plantation (Public and Forest Lands), Seedlings Planted (Public and Forest Lands), Pumps sets energized

27. TRIPURA

Very Good

Food Security:Targeted Public Distribution System(TPDS), Food Security:Antodaya Anna Yojana(AAY), Slipped back habitations and habitations with water quality problems addressed-ARWSP, ICDS Blocks Operational (Cum.), Anganwadis Functional (Cum.), Electricity supplied

Poor

Individual Swarozgaries Assisted - SGSY, SHGs provided income generating activities, Houses constructed - IAY, Houses constructed - EWS/LIG, SC Families Assisted, Area Covered under Plantation (Public and Forest Lands), Seedlings Planted (Public and Forest Lands), Road Constructed- PMGSY, Villages Electrified - RGGVY

28. UTTARAKHAND

Very Good

Individual Swarozgaries Assisted - SGSY, SHGs provided income generating activities, Food Security:Antodaya Anna Yojana(AAY), Houses constructed - IAY, ICDS Blocks Operational (Cum.), Anganwadis Functional (Cum.), Area Covered under Plantation (Public and Forest Lands), Seedlings Planted (Public and Forest Lands), Road Constructed- PMGSY, Pumps sets energized, Electricity supplied

Good

Food Security:Targeted Public Distribution System(TPDS), SC Families Assisted

Poor

Habitations covered (NC and PC) - ARWSP, Slipped back habitations and habitations with water quality problems addressed-ARWSP, Villages Electrified - RGGVY

Table - C (Contd.)

29. UTTAR PRADESH

Very Good

Individual Swarozgaries Assisted - SGSY, SHGs provided income generating activities, Food Security:Targeted Public Distribution System(TPDS), Food Security:Antodaya Anna Yojana(AAY), Houses constructed - IAY, ICDS Blocks Operational (Cum.), Anganwadis Functional (Cum.), Area Covered under Plantation (Public and Forest Lands), Seedlings Planted (Public and Forest Lands), Road Constructed-PMGSY

Good

Electricity supplied

Poor

Slipped back habitations and habitations with water quality problems addressed-ARWSP, SC Families Assisted, Villages Electrified - RGGVY

30. WEST BENGAL

Very Good

Individual Swarozgaries Assisted - SGSY, SHGs provided income generating activities, Food Security:Targeted Public Distribution System(TPDS), Houses constructed - IAY, ICDS Blocks Operational (Cum.), Anganwadis Functional (Cum.), Electricity supplied

Good

Food Security:Antodaya Anna Yojana(AAY)

Poor

Houses constructed - EWS/LIG, Slipped back habitations and habitations with water quality problems addressed-ARWSP, SC Families Assisted, Area Covered under Plantation (Public and Forest Lands), Seedlings Planted (Public and Forest Lands), Road Constructed- PMGSY, Villages Electrified - RGGVY, Pumps sets energized

31. ANDAMAN AND NICOBAR ISLANDS

Very Good

Individual Swarozgaries Assisted - SGSY, ICDS Blocks Operational (Cum.), Anganwadis Functional (Cum.), Area Covered under Plantation (Public and Forest Lands), Seedlings Planted (Public and Forest Lands)

Good

Food Security:Antodaya Anna Yojana(AAY), Electricity supplied

Poor

SHGs provided income generating activities, Food Security:Targeted Public Distribution System(TPDS), Houses constructed - IAY, Habitations covered (NC and PC) - ARWSP, Slipped back habitations and habitations with water quality problems addressed-ARWSP

32. CHANDIGARH

Very Good

Food Security:Targeted Public Distribution System(TPDS), SC Families Assisted, ICDS Blocks Operational (Cum.), Anganwadis Functional (Cum.), Area Covered under Plantation (Public and Forest Lands), Seedlings Planted (Public and Forest Lands), Electricity supplied

Poor

Food Security:Antodaya Anna Yojana(AAY)

Table - C (Contd.)

33. DADRA AND NAGAR HAVELI

Very Good

Individual Swarozgaries Assisted - SGSY, ICDS Blocks Operational (Cum.), Anganwadis Functional (Cum.), Area Covered under Plantation (Public and Forest Lands), Seedlings Planted (Public and Forest Lands), Electricity supplied

Poor

SHGs provided income generating activities, Food Security:Targeted Public Distribution System(TPDS), Food Security:Antodaya Anna Yojana(AAY), Houses constructed - IAY

34. DAMAN AND DIU

Very Good

ICDS Blocks Operational (Cum.), Anganwadis Functional (Cum.), Seedlings Planted (Public and Forest Lands)

Good

Electricity supplied

Poor

Individual Swarozgaries Assisted - SGSY, SHGs provided income generating activities, Food Security:Targeted Public Distribution System(TPDS), Food Security:Antodaya Anna Yojana(AAY), Houses constructed - IAY, Area Covered under Plantation (Public and Forest Lands)

35. LAKSHADWEEP

Very Good

Individual Swarozgaries Assisted - SGSY, ICDS Blocks Operational (Cum.), Anganwadis Functional (Cum.), Electricity supplied

Good

SHGs provided income generating activities

Poor

Food Security:Targeted Public Distribution System(TPDS), Food Security:Antodaya Anna Yojana(AAY), Houses constructed - IAY, Habitations covered (NC and PC) - ARWSP, Area Covered under Plantation (Public and Forest Lands), Seedlings Planted (Public and Forest Lands)

Ranking of States: During April-October, 2008

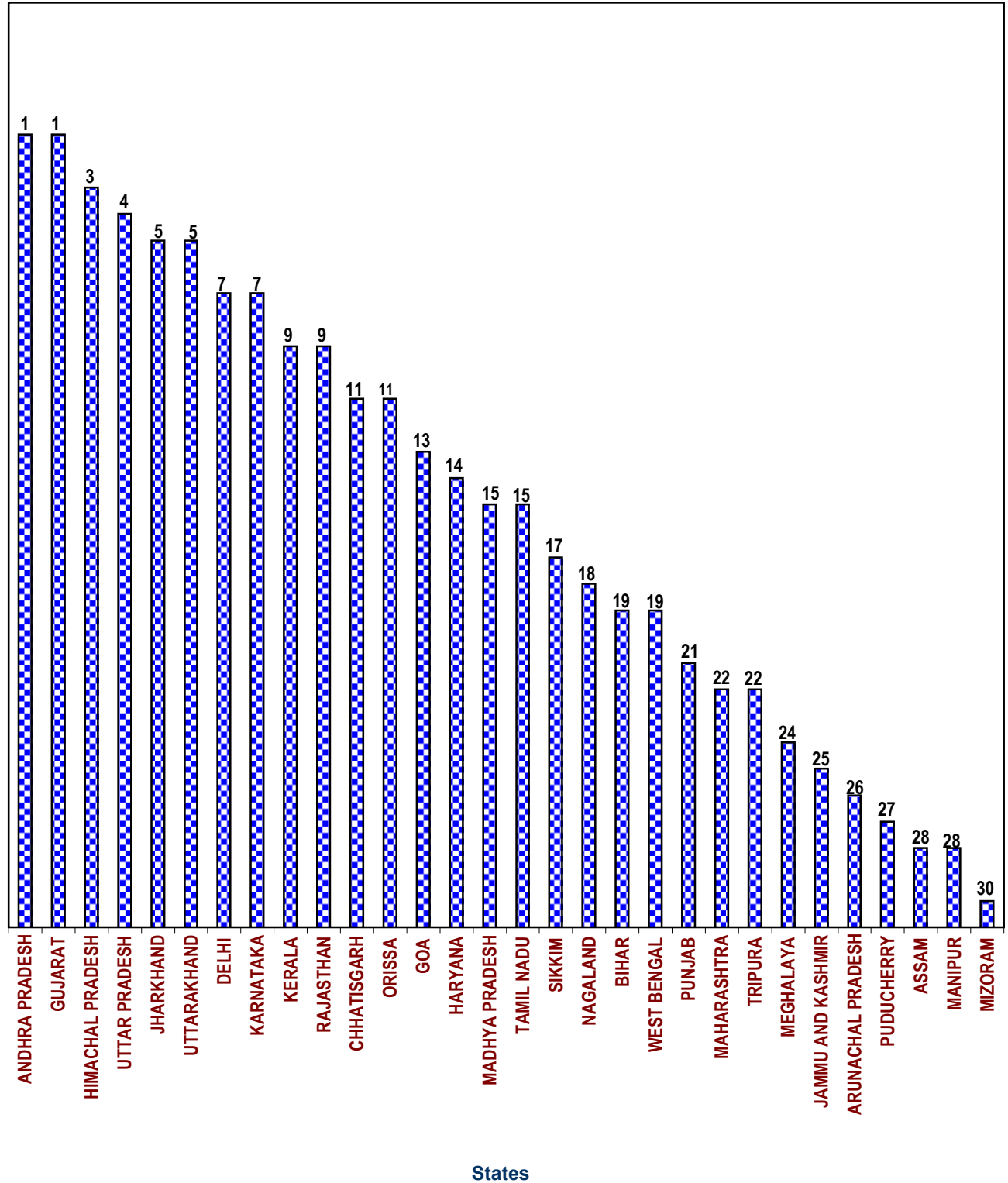


Table - D

SCORE CARD AND RANKING OF STATES ACCORDING TO THEIR PERFORMANCE
During the period April to October, 2008

States	No. of Items/ Parameters	Max Score	Parameters in category				Total Marks	% Ach.	RANK
			A	B	C	D			
ANDHRA PRADESH	13	39	11	0	2	0	35	90	1
GUJARAT	16	48	13	1	2	0	43	90	1
HIMACHAL PRADESH	13	39	10	0	3	0	33	85	3
UTTAR PRADESH	14	42	10	1	3	0	35	83	4
JHARKHAND	14	42	9	2	3	0	34	81	5
UTTARAKHAND	16	48	11	1	4	0	39	81	5
DELHI	9	27	6	0	3	0	21	78	7
KARNATAKA	18	54	12	1	4	1	42	78	7
KERALA	15	45	9	1	5	0	34	76	9
RAJASTHAN	17	51	10	2	5	0	39	76	9
CHHATISGARH	17	51	10	1	5	1	37	73	11
ORISSA	15	45	9	0	6	0	33	73	11
GOA	13	39	8	1	2	2	28	72	13
HARYANA	15	45	9	0	5	1	32	71	14
MADHYA PRADESH	15	45	8	0	7	0	31	69	15
TAMIL NADU	15	45	7	2	6	0	31	69	15
SIKKIM	16	48	9	0	5	2	32	67	17
NAGALAND	13	39	6	0	7	0	25	64	18
BIHAR	14	42	6	0	8	0	26	62	19
WEST BENGAL	16	48	7	1	7	1	30	62	19
PUNJAB	15	45	6	0	9	0	27	60	21
MAHARASHTRA	16	48	6	1	8	1	28	58	22
TRIPURA	15	45	6	1	6	2	26	58	22
MEGHALAYA	15	45	5	0	10	0	25	56	24
JAMMU AND KASHMIR	15	45	5	1	7	2	24	53	25
ARUNACHAL PRADESH	15	45	6	0	4	5	22	49	26
PUDUCHERRY	14	42	4	0	8	2	20	48	27
ASSAM	17	51	4	0	9	4	21	41	28
MANIPUR	13	39	4	1	2	6	16	41	28
MIZORAM	14	42	4	0	5	5	17	40	30

NORMS FOR RANKING

The criteria for performance assessment of States is as follows:

	<u>Marks</u>
Category "A" Where the Achievement is 90% or above of the target	3
Category "B" Where the Achievement is above National Average	2
Category "C" Where the Achievement is below National Average	1
Category "D" Where their is NIL Performance	0

Note: For ranking of the states, the All-India Percent achievement is taken as the National Average.

PART - II

TWENTY POINT PROGRAMME - 2006

ITEM-WISE PERFORMANCE TABLES

Table - 1

Employment generation under the NREG Scheme

Sl. No.		No. of job cards issued (Number)	Employment generated (Number)	Wages given (Rupees)
State/UT Name		April,2008-October,2008	April,2008-October,2008	April,2008-October,2008
(1)	(2)	(3)	(4)	(5)
1	ANDHRA PRADESH	30,15,054	16,93,53,025	13,69,53,57,042
2	ARUNACHAL PRADESH	0	0	0
3	ASSAM	21,87,138	3,47,61,000	2,82,01,51,000
4	BIHAR	91,91,733	5,84,00,000	71,07,88,300
5	CHHATISGARH	32,88,773	8,10,86,000	5,85,39,61,000
6	DELHI	0	0	0
7	GOA	0	0	0
8	GUJARAT	23,85,280	8,50,56,000	58,71,10,000
9	HARYANA	2,98,620	23,95,000	34,24,29,000
10	HIMACHAL PRADESH	7,32,772	84,56,000	85,73,11,200
11	JAMMU AND KASHMIR	3,45,486	26,13,800	25,05,74,000
12	JHARKHAND	10,36,019	5,18,97,821	5,20,74,41,770
13	KARNATAKA	27,42,266	1,07,00,000	81,26,00,000
14	KERALA	13,45,879	53,07,389	60,45,03,000
15	MADHYA PRADESH	1,12,85,566	16,18,42,000	13,12,72,93,000
16	MAHARASHTRA	12,81,339	1,65,48,000	1,96,85,36,000
17	MANIPUR	1,02,718	9,87,000	3,98,12,000
18	MEGHALAYA	2,09,979	37,97,000	29,44,24,000
19	MIZORAM	0	0	0
20	NAGALAND	1,92,000	10,00,000	9,30,95,000
21	ORISSA	7,54,520	1,92,48,000	1,69,48,30,000
22	PUDUCHERRY	70,989	1,62,000	1,28,44,000
23	PUNJAB	3,32,397	10,20,000	11,38,92,000
24	RAJASTHAN	80,22,249	29,71,02,000	26,17,74,06,000
25	SIKKIM	53,343	8,96,366	14,59,03,000
26	TAMIL NADU	84,58,000	8,27,50,000	6,62,04,81,100
27	TRIPURA	5,91,311	1,42,50,000	1,57,60,00,000
28	UTTARAKHAND	3,84,067	35,83,500	26,35,58,000
29	UTTAR PRADESH	46,76,827	8,74,80,594	8,75,57,71,600
30	WEST BENGAL	3,82,980	3,99,17,000	3,10,93,05,000
31	ANDAMAN AND NICOBAR ISLANDS	1,256	144	1,35,386
32	CHANDIGARH	0	0	0
33	DADRA AND NAGAR HAVELI	0	0	0
34	DAMAN AND DIU	0	0	0
35	LAKSHADWEEP	2,023	1,11,000	32,06,000
Grand Total		6,33,70,584	1,24,07,20,639	95,73,87,18,398

Swaranjayanti Gram Swarojgar Yojana

Individual Swarozgaries Assisted

% Achievement of Target

During April-October, 2008

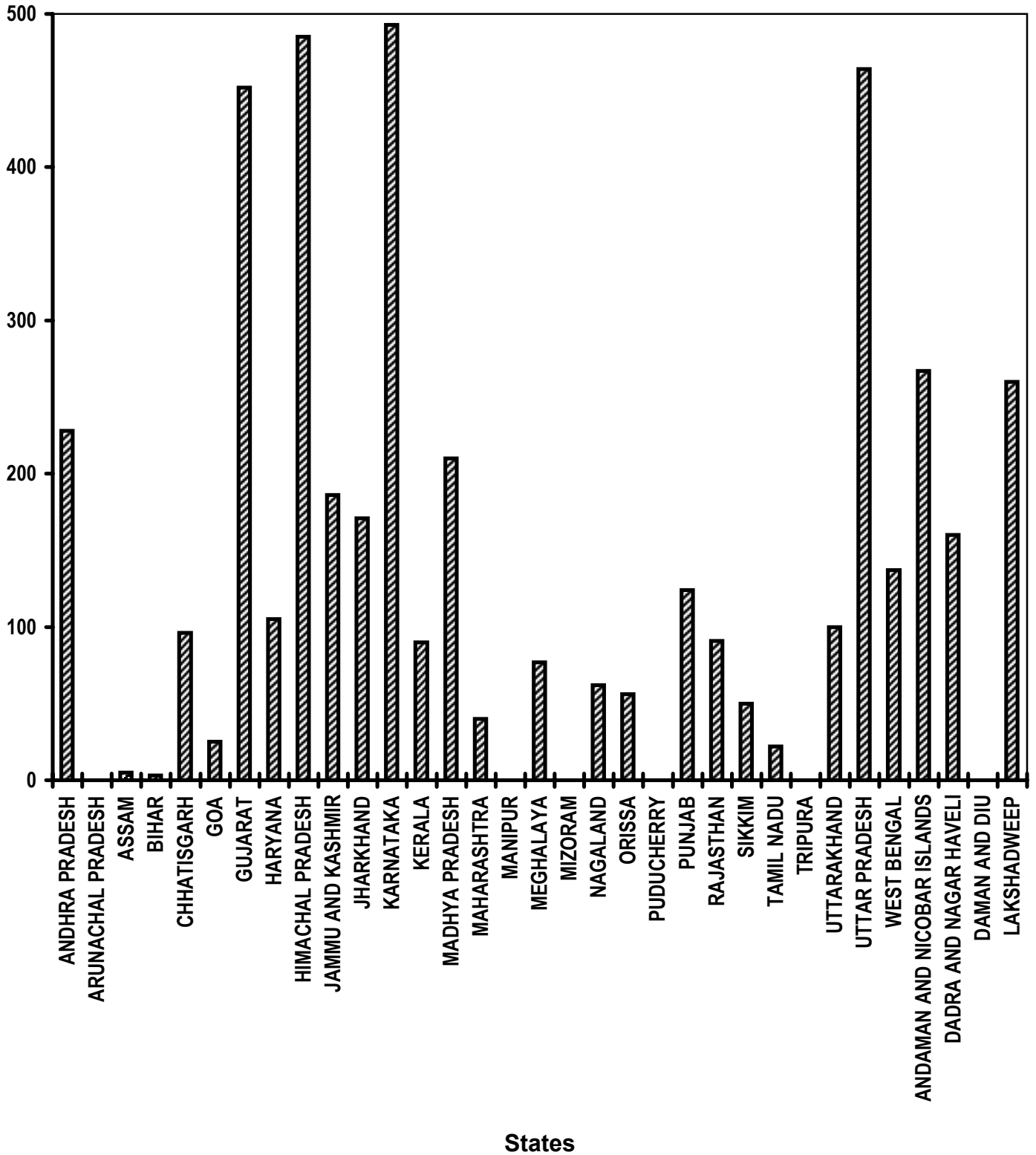


Table - 2

**Swaranjayanti Gram Swarojgar Yojana
Individual Swarozgaries Assisted
(Unit: Number)**

Sl. No.	State/UT Name	Target		Achievement April,2008- October,2008	Percent Achievement April,2008- October,2008
		2008-2009	April,2008- October,2008		
(1)	(2)	(3)	(4)	(5)	(5)/(4)
1	ANDHRA PRADESH	20,231	9,104	20,771	228
2	ARUNACHAL PRADESH	1,055	474	0	0
3	ASSAM	27,423	12,340	678	5
4	BIHAR	48,127	21,656	628	3
5	CHHATISGARH	10,688	4,809	4,600	96
6	GOA	238	107	27	25
7	GUJARAT	7,615	3,426	15,485	452
8	HARYANA	4,480	2,016	2,122	105
9	HIMACHAL PRADESH	1,886	848	4,115	485
10	JAMMU AND KASHMIR	2,335	1,050	1,954	186
11	JHARKHAND	18,146	8,165	13,927	171
12	KARNATAKA	15,277	6,874	33,874	493
13	KERALA	6,854	3,084	2,782	90
14	MADHYA PRADESH	22,905	10,307	21,680	210
15	MAHARASHTRA	30,200	13,590	5,453	40
16	MANIPUR	1,839	828	0	0
17	MEGHALAYA	2,060	927	716	77
18	MIZORAM	477	273	0	0
19	NAGALAND	1,414	636	393	62
20	ORISSA	23,138	10,412	5,800	56
21	PUDUCHERRY	286	128	0	0
22	PUNJAB	2,177	979	1,214	124
23	RAJASTHAN	11,600	5,220	4,752	91
24	SIKKIM	528	237	119	50
25	TAMIL NADU	17,889	8,050	1,779	22
26	TRIPURA	3,320	1,494	0	0
27	UTTARAKHAND	3,648	1,641	1,646	100
28	UTTAR PRADESH	69,286	31,178	1,44,746	464
29	WEST BENGAL	25,715	11,571	15,828	137
30	ANDAMAN AND NICOBAR ISLANDS	36	15	40	267
31	DADRA AND NAGAR HAVELI	36	15	24	160
32	DAMAN AND DIU	36	15	0	0
33	LAKSHADWEEP	36	15	39	260
Grand Total		3,80,981	1,71,484	3,05,192	178

Very Good:(90% or above of targets)

ANDHRA PRADESH, CHHATISGARH, GUJARAT, HARYANA, HIMACHAL PRADESH, JAMMU AND KASHMIR, JHARKHAND, KARNATAKA, KERALA, MADHYA PRADESH, PUNJAB, RAJASTHAN, UTTARAKHAND, UTTAR PRADESH, WEST BENGAL, ANDAMAN AND NICOBAR ISLANDS, DADRA AND NAGAR HAVELI, LAKSHADWEEP

Poor:(Below 80% of targets)

ARUNACHAL PRADESH, ASSAM, BIHAR, GOA, MAHARASHTRA, MANIPUR, MEGHALAYA, MIZORAM, NAGALAND, ORISSA, PUDUCHERRY, SIKKIM, TAMIL NADU, TRIPURA, DAMAN AND DIU

Table - 3(A)

Self Help Groups (SHG)
(Unit: Number)

Sl. No.	State/UT Name	Formed under SGSY (Number) April,2008- October,2008
(1)	(2)	(3)
1	ANDHRA PRADESH	29,085
2	ARUNACHAL PRADESH	0
3	ASSAM	13,568
4	BIHAR	10,530
5	CHHATISGARH	3,164
6	DELHI	0
7	GOA	50
8	GUJARAT	25,781
9	HARYANA	1,594
10	HIMACHAL PRADESH	475
11	JAMMU AND KASHMIR	331
12	JHARKHAND	9,153
13	KARNATAKA	4,171
14	KERALA	615
15	MADHYA PRADESH	11,178
16	MAHARASHTRA	18,402
17	MANIPUR	0
18	MEGHALAYA	396
19	MIZORAM	0
20	NAGALAND	0
21	ORISSA	5,102
22	PUDUCHERRY	140
23	PUNJAB	395
24	RAJASTHAN	89,148
25	SIKKIM	203
26	TAMIL NADU	7,184
27	TRIPURA	2,825
28	UTTARAKHAND	138
29	UTTAR PRADESH	18,447
30	WEST BENGAL	14,818
31	ANDAMAN AND NICOBAR ISLANDS	14
32	CHANDIGARH	0
33	DADRA AND NAGAR HAVELI	0
34	DAMAN AND DIU	0
35	LAKSHADWEEP	0
Grand Total		2,66,907

Self Help Groups (SHG)

To whom income generating activities provided

% Achievement of Target
During April-October, 2008

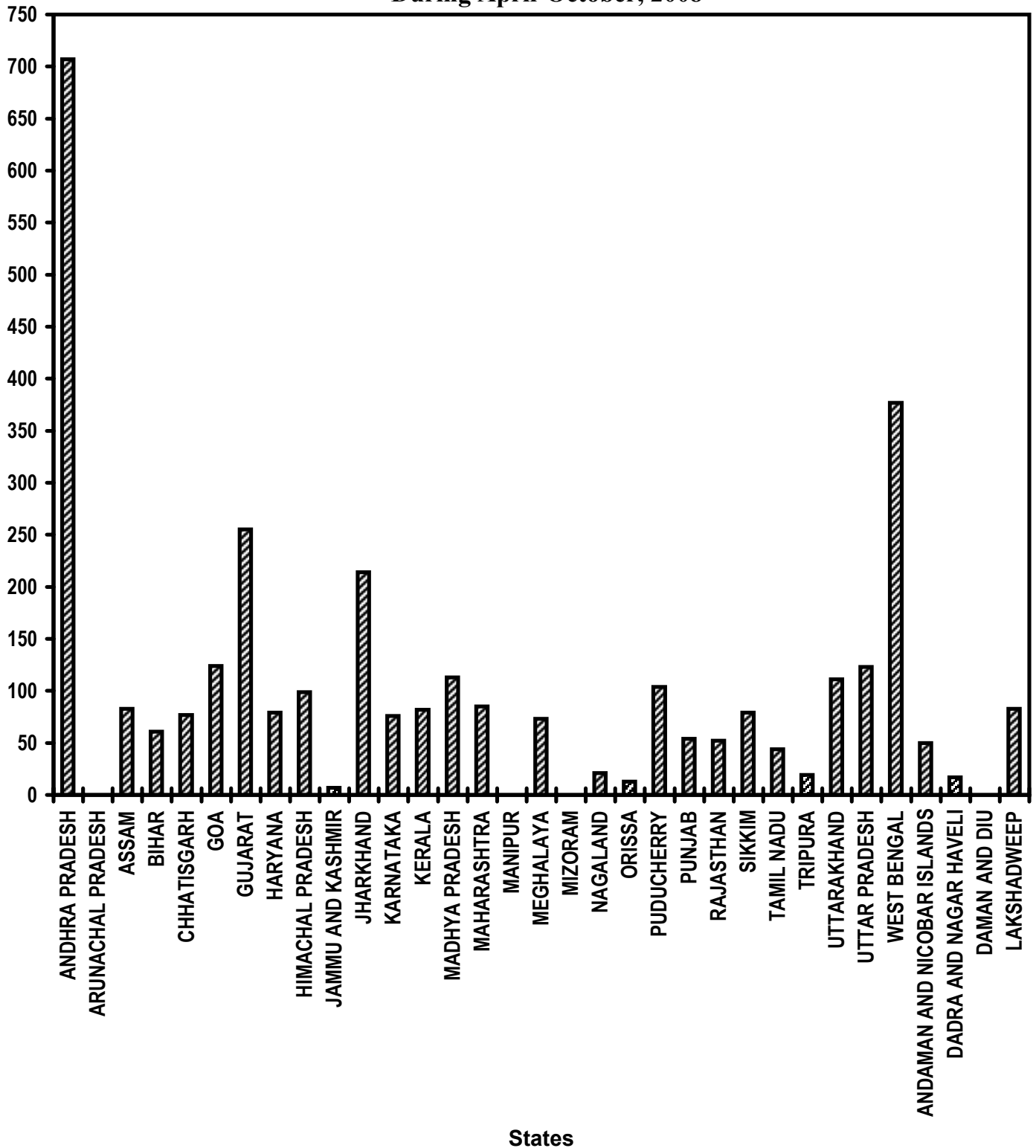


Table - 3(B)

Self Help Groups (SHG)
To whom income generating activities provided
(Unit: Number)

Sl. No.	State/UT Name	Target		Achievement April,2008- October,2008	Percent Achievement April,2008- October,2008
		2008-2009	April,2008- October,2008		
(1)	(2)	(3)	(4)	(5)	(5)/(4)
1	ANDHRA PRADESH	7,337	3,301	23,339	707
2	ARUNACHAL PRADESH	383	172	0	0
3	ASSAM	9,946	4,475	3,717	83
4	BIHAR	17,454	7,854	4,829	61
5	CHHATISGARH	3,876	1,743	1,335	77
6	GOA	86	38	47	124
7	GUJARAT	2,762	1,242	3,172	255
8	HARYANA	1,625	731	577	79
9	HIMACHAL PRADESH	684	308	305	99
10	JAMMU AND KASHMIR	846	380	26	7
11	JHARKHAND	6,580	2,961	6,328	214
12	KARNATAKA	5,540	2,493	1,898	76
13	KERALA	2,486	1,118	919	82
14	MADHYA PRADESH	8,306	3,737	4,240	113
15	MAHARASHTRA	10,954	4,929	4,209	85
16	MANIPUR	666	299	0	0
17	MEGHALAYA	746	335	245	73
18	MIZORAM	173	78	0	0
19	NAGALAND	512	230	49 *	21
20	ORISSA	8,391	3,776	482	13
21	PUDUCHERRY	104	47	49	104
22	PUNJAB	789	355	191	54
23	RAJASTHAN	4,206	1,892	990	52
24	SIKKIM	191	86	68	79
25	TAMIL NADU	6,488	2,919	1,298	44
26	TRIPURA	1,204	542	102	19
27	UTTARAKHAND	1,323	595	662	111
28	UTTAR PRADESH	25,128	11,307	13,897	123
29	WEST BENGAL	9,326	4,196	15,825	377
30	ANDAMAN AND NICOBAR ISLANDS	14	6	3	50
31	DADRA AND NAGAR HAVELI	14	6	1	17
32	DAMAN AND DIU	14	6	0	0
33	LAKSHADWEEP	14	6	5	83
Grand Total		1,38,168	62,163	88,808	143

Very Good:(90% or above of targets)

ANDHRA PRADESH, GOA, GUJARAT, HIMACHAL PRADESH, JHARKHAND, MADHYA PRADESH, PUDUCHERRY, UTTARAKHAND, UTTAR PRADESH, WEST BENGAL

Good:(Between 80% to 90% targets)

ASSAM, KERALA, MAHARASHTRA, LAKSHADWEEP

Poor:(Below 80% of targets)

ARUNACHAL PRADESH, BIHAR, CHHATISGARH, HARYANA, JAMMU AND KASHMIR, KARNATAKA, MANIPUR, MEGHALAYA, MIZORAM, NAGALAND, ORISSA, PUNJAB, RAJASTHAN, SIKKIM, TAMIL NADU, TRIPURA, ANDAMAN AND NICOBAR ISLANDS, DADRA AND NAGAR HAVELI, DAMAN AND DIU

* Figures furnished by Ministry of Rural Development

Table - 4

**Distribution of waste land to the landless
(Unit: Hectare)**

Sl. No.	State/UT Name	Total Land Distributed (Hectare) April,2008- October,2008
(1)	(2)	(3)
1	ANDHRA PRADESH	146
2	ARUNACHAL PRADESH	0
3	ASSAM	46
4	BIHAR	28
5	CHHATISGARH	24,567
6	DELHI	0
7	GOA	0
8	GUJARAT	771
9	HARYANA	0
10	JAMMU AND KASHMIR	0
11	JHARKHAND	763
12	KARNATAKA	0
13	KERALA	0
14	MADHYA PRADESH	54,333
15	MAHARASHTRA	0
16	MANIPUR	0
17	MEGHALAYA	0
18	MIZORAM	0
19	NAGALAND	0
20	ORISSA	680
21	PUDUCHERRY	0
22	PUNJAB	0
23	RAJASTHAN	0
24	SIKKIM	0
25	TAMIL NADU	2,70,827
26	TRIPURA	0
27	UTTARAKHAND	0
28	UTTAR PRADESH	3,605
29	WEST BENGAL	0
30	ANDAMAN AND NICOBAR ISLANDS	0
31	CHANDIGARH	0
32	DADRA AND NAGAR HAVELI	0
33	DAMAN AND DIU	0
34	LAKSHADWEEP	0
Grand Total		3,55,766

Table - 5(A)

Minimum Wages Enforcement (including Farm Labour)

Sl. No.	State/UT Name	Agriculture and Farm Workers: Inspections made (Number) April,2008-October,2008	Agriculture and Farm Workers: Irregularities detected (Number) April,2008-October,2008	Agriculture and Farm Workers: Irregularities rectified (Number) April,2008-October,2008
		(3)	(4)	(5)
1	ANDHRA PRADESH	0	0	0
2	ARUNACHAL PRADESH	0	0	0
3	ASSAM	0	0	0
4	BIHAR	92,015	13,576	13,532
5	CHHATISGARH	0	0	0
6	DELHI	0	0	0
7	GOA	2	14	0
8	GUJARAT	50,895	8,253	18,189
9	HARYANA	0	0	0
10	HIMACHAL PRADESH	0	0	0
11	JAMMU AND KASHMIR	0	0	0
12	JHARKHAND	0	0	0
13	KARNATAKA	0	0	0
14	KERALA	2	2	0
15	MADHYA PRADESH	0	0	0
16	MAHARASHTRA	0	0	0
17	MANIPUR	0	0	0
18	MEGHALAYA	74	0	0
19	MIZORAM	0	0	0
20	NAGALAND	0	0	0
21	ORISSA	6,497	4,520	3,621
22	PUDUCHERRY	0	4,155	0
23	PUNJAB	157	0	0
24	RAJASTHAN	1,192	0	0
25	SIKKIM	0	0	0
26	TAMIL NADU	0	0	0
27	TRIPURA	0	0	0
28	UTTARAKHAND	1,136	60	34
29	UTTAR PRADESH	10,622	2,934	0
30	WEST BENGAL	0	0	0
31	ANDAMAN AND NICOBAR ISLANDS	0	0	0
32	CHANDIGARH	0	0	0
33	DADRA AND NAGAR HAVELI	0	0	0
34	DAMAN AND DIU	0	0	0
35	LAKSHADWEEP	0	0	0
Grand Total		1,62,592	33,514	35,376

Table - 5(B)

Minimum Wages Enforcement (including Farm Labour)
(Unit: Number)

Sl. No.	State/UT Name	Agriculture and Farm Workers:	Agriculture and Farm Workers:
		Claims filed (Number) April,2008-October,2008	Claims settled (Number) April,2008-October,2008
(1)	(2)	(3)	(4)
1	ANDHRA PRADESH	0	0
2	ARUNACHAL PRADESH	0	0
3	ASSAM	0	0
4	BIHAR	4,482	4,676
5	CHHATISGARH	0	0
6	DELHI	0	0
7	GOA	0	0
8	GUJARAT	8	2
9	HARYANA	10	28
10	HIMACHAL PRADESH	0	0
11	JAMMU AND KASHMIR	0	0
12	JHARKHAND	0	0
13	KARNATAKA	0	0
14	KERALA	0	0
15	MADHYA PRADESH	0	0
16	MAHARASHTRA	0	0
17	MANIPUR	0	0
18	MEGHALAYA	0	0
19	MIZORAM	0	0
20	NAGALAND	0	0
21	ORISSA	0	0
22	PUDUCHERRY	0	0
23	PUNJAB	0	0
24	RAJASTHAN	5	0
25	SIKKIM	0	0
26	TAMIL NADU	0	0
27	TRIPURA	0	0
28	UTTARAKHAND	4	0
29	UTTAR PRADESH	0	0
30	WEST BENGAL	0	0
31	ANDAMAN AND NICOBAR ISLANDS	0	0
32	CHANDIGARH	0	0
33	DADRA AND NAGAR HAVELI	0	0
34	DAMAN AND DIU	0	0
35	LAKSHADWEEP	0	0
Grand Total		4,509	4,706

Table - 5(C)

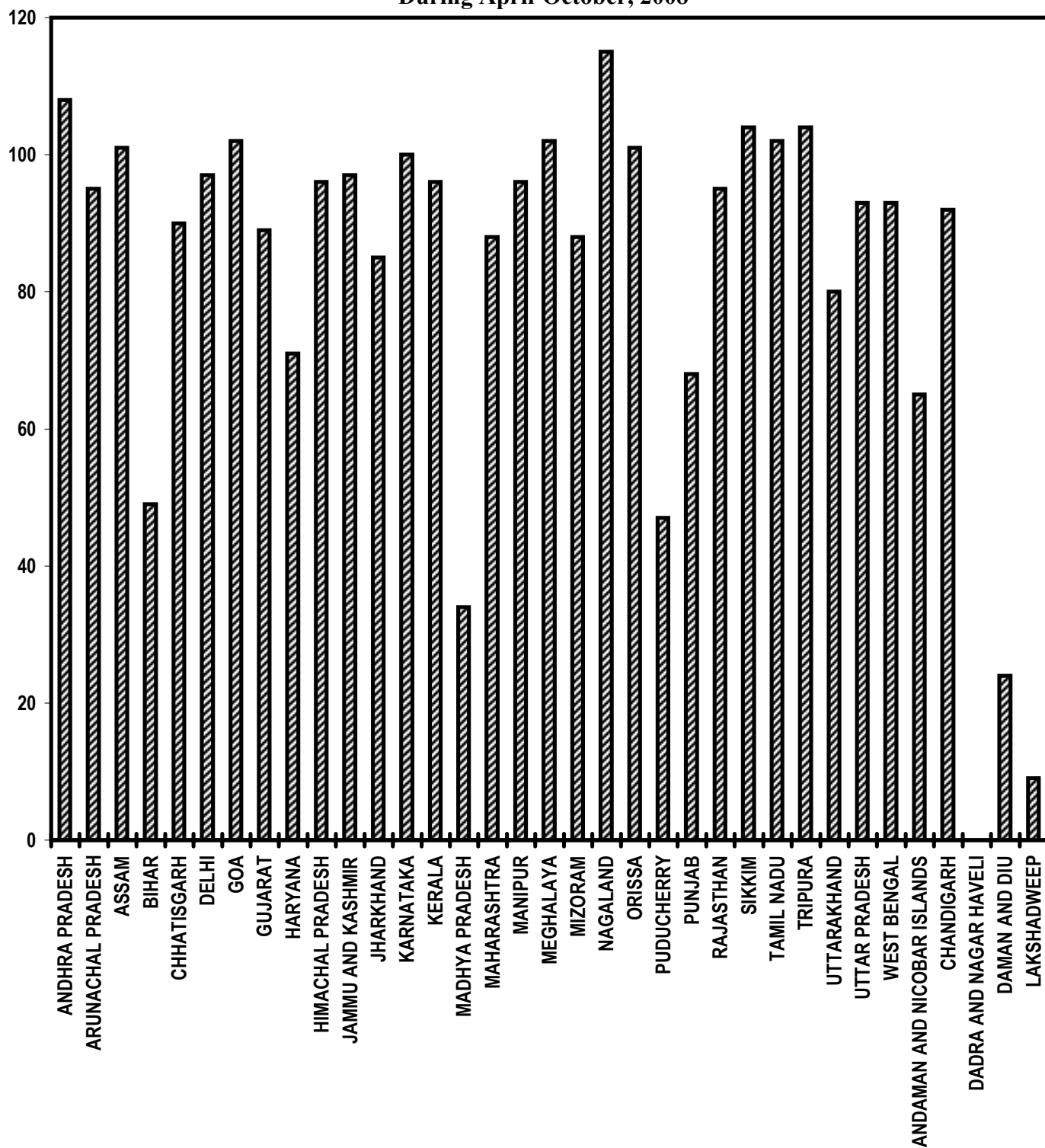
Minimum Wages Enforcement (including Farm Labour)

Sl. No.	State/UT Name	Agriculture and Farm Workers: Prosecution cases Pending (Number) April,2008-October,2008	Agriculture and Farm Workers: Prosecution cases filed (Number) April,2008-October,2008	Agriculture and Farm Workers: Prosecution cases decided (Number) April,2008-October,2008
		(3)	(4)	(5)
1	ANDHRA PRADESH	0	0	0
2	ARUNACHAL PRADESH	0	0	0
3	ASSAM	0	0	0
4	BIHAR	402	2	0
5	CHHATISGARH	0	0	0
6	DELHI	0	0	0
7	GOA	8	8	0
8	GUJARAT	9,662	63	154
9	HARYANA	0	0	0
10	HIMACHAL PRADESH	0	0	0
11	JAMMU AND KASHMIR	0	0	0
12	JHARKHAND	0	0	0
13	KARNATAKA	0	0	0
14	KERALA	0	0	0
15	MADHYA PRADESH	0	0	0
16	MAHARASHTRA	0	0	0
17	MANIPUR	0	0	0
18	MEGHALAYA	0	0	0
19	MIZORAM	0	0	0
20	NAGALAND	0	0	0
21	ORISSA	887	1	0
22	PUDUCHERRY	0	0	0
23	PUNJAB	0	0	0
24	RAJASTHAN	1	0	1
25	SIKKIM	0	0	0
26	TAMIL NADU	0	0	0
27	TRIPURA	0	0	0
28	UTTARAKHAND	67	7	26
29	UTTAR PRADESH	75	0	3
30	WEST BENGAL	0	0	0
31	ANDAMAN AND NICOBAR ISLANDS	0	0	0
32	CHANDIGARH	0	0	0
33	DADRA AND NAGAR HAVELI	0	0	0
34	DAMAN AND DIU	0	0	0
35	LAKSHADWEEP	0	0	0
Grand Total		11,102	81	184

Food security (Targeted Public Distribution system)

Off take

% Achievement of Target
During April-October, 2008



States

Table - 6(A)

Food security (Targeted Public Distribution system)

Sl. No.	State/UT Name	Allocation of	Off take	Percentage of
		Food Grains (Tonnes) April,2008- October,2008	April,2008- October,2008	offtake w.r.t. Allocation of Food Grains
(1)	(2)	(3)	(4)	(5)
1	ANDHRA PRADESH	19,60,002	21,12,000	108
2	ARUNACHAL PRADESH	59,241	56,276	95
3	ASSAM	8,20,316	8,26,790	101
4	BIHAR	16,58,702	8,08,648	49
5	CHHATISGARH	5,15,174	4,66,228	90
6	DELHI	3,45,653	3,33,558	97
7	GOA	19,427	19,874	102
8	GUJARAT	5,56,806	4,98,270	89
9	HARYANA	2,90,819	2,06,203	71
10	HIMACHAL PRADESH	2,62,186	2,52,931	96
11	JAMMU AND KASHMIR	4,61,469	4,48,829	97
12	JHARKHAND	6,01,603	5,10,754	85
13	KARNATAKA	11,81,407	11,75,837	100
14	KERALA	6,42,519	6,16,451	96
15	MADHYA PRADESH	11,17,210	3,80,057	34
16	MAHARASHTRA	17,77,831	15,58,169	88
17	MANIPUR	61,451	58,795	96
18	MEGHALAYA	82,911	84,702	102
19	MIZORAM	48,363	42,799	88
20	NAGALAND	74,011	84,921	115
21	ORISSA	10,70,294	10,85,741	101
22	PUDUCHERRY	21,401	10,039	47
23	PUNJAB	2,74,420	1,85,316	68
24	RAJASTHAN	7,46,023	7,10,027	95
25	SIKKIM	25,795	26,722	104
26	TAMIL NADU	21,31,652	21,70,957	102
27	TRIPURA	1,52,169	1,58,554	104
28	UTTARAKHAND	1,89,647	1,52,074	80
29	UTTAR PRADESH	27,52,983	25,48,379	93
30	WEST BENGAL	17,60,510	16,38,468	93
31	ANDAMAN AND NICOBAR ISLANDS	16,311	10,591	65
32	CHANDIGARH	2,233	2,048	92
33	DADRA AND NAGAR HAVELI	4,718	0	0
34	DAMAN AND DIU	1,170	276	24
35	LAKSHADWEEP	2,688	240	9
Grand Total		2,16,89,115	1,92,41,524	89

Very Good:(90% or above of targets)

ANDHRA PRADESH, ARUNACHAL PRADESH, ASSAM, CHHATISGARH, DELHI, GOA, HIMACHAL PRADESH, JAMMU AND KASHMIR, KARNATAKA, KERALA, MANIPUR, MEGHALAYA, NAGALAND, ORISSA, RAJASTHAN, SIKKIM, TAMIL NADU, TRIPURA, UTTAR PRADESH, WEST BENGAL, CHANDIGARH

Good:(Between 80% to 90% targets)

GUJARAT, JHARKHAND, MAHARASHTRA, MIZORAM, UTTARAKHAND

Poor:(Below 80% of targets)

BIHAR, HARYANA, MADHYA PRADESH, PUDUCHERRY, PUNJAB, ANDAMAN AND NICOBAR ISLANDS, DADRA AND NAGAR HAVELI, DAMAN AND DIU, LAKSHADWEEP

Food security(Antodaya Anna Yojana)

Off take

% Achievement of Target
During April-October, 2008

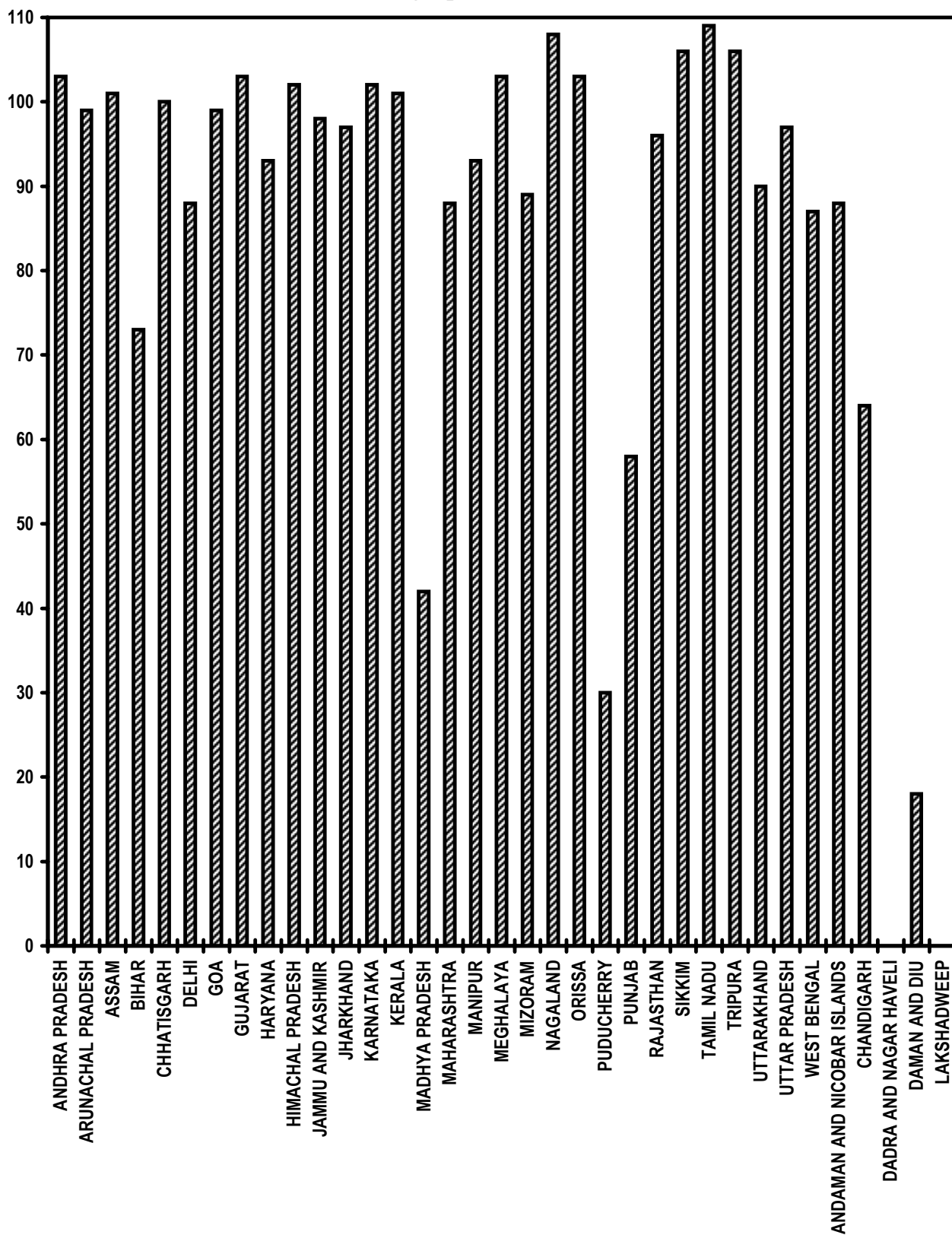


Table - 6(B)

Food Security (Antodaya Anna Yojana)

Sl. No.	State/UT Name	Allocation of	Off take	Percentage of
		Food Grains (Tonnes) April,2008- October,2008	April,2008- October,2008	offtake w.r.t. Allocation of Food Grains
(1)	(2)	(3)	(4)	(5)
1	ANDHRA PRADESH	3,81,668	3,91,930	103
2	ARUNACHAL PRADESH	9,317	9,216	99
3	ASSAM	1,72,487	1,73,946	101
4	BIHAR	5,94,993	4,36,502	73
5	CHHATISGARH	1,76,134	1,76,134	100
6	DELHI	36,799	32,323	88
7	GOA	3,563	3,527	99
8	GUJARAT	1,98,380	2,04,437	103
9	HARYANA	71,645	66,823	93
10	HIMACHAL PRADESH	48,265	49,438	102
11	JAMMU AND KASHMIR	62,643	61,540	98
12	JHARKHAND	2,24,896	2,17,104	97
13	KARNATAKA	2,93,937	3,00,394	102
14	KERALA	1,45,985	1,46,950	101
15	MADHYA PRADESH	3,87,485	1,63,413	42
16	MAHARASHTRA	6,03,680	5,30,481	88
17	MANIPUR	15,589	14,499	93
18	MEGHALAYA	17,199	17,688	103
19	MIZORAM	6,370	5,658	89
20	NAGALAND	11,648	12,596	108
21	ORISSA	3,09,820	3,18,258	103
22	PUDUCHERRY	7,903	2,382	30
23	PUNJAB	43,960	25,599	58
24	RAJASTHAN	2,28,368	2,20,309	96
25	SIKKIM	4,046	4,289	106
26	TAMIL NADU	4,56,834	4,97,473	109
27	TRIPURA	27,720	29,497	106
28	UTTARAKHAND	37,051	33,303	90
29	UTTAR PRADESH	10,03,030	9,75,203	97
30	WEST BENGAL	3,62,649	3,16,435	87
31	ANDAMAN AND NICOBAR ISLANDS	1,050	927	88
32	CHANDIGARH	518	333	64
33	DADRA AND NAGAR HAVELI	1,281	0	0
34	DAMAN AND DIU	371	68	18
35	LAKSHADWEEP	287	0	0
Grand Total		59,47,571	54,38,675	91

Very Good:(90% or above of targets)

ANDHRA PRADESH, ARUNACHAL PRADESH, ASSAM, CHHATISGARH, GOA, GUJARAT, HARYANA, HIMACHAL PRADESH, JAMMU AND KASHMIR, JHARKHAND, KARNATAKA, KERALA, MANIPUR, MEGHALAYA, NAGALAND, ORISSA, RAJASTHAN, SIKKIM, TAMIL NADU, TRIPURA, UTTARAKHAND, UTTAR PRADESH

Good:(Between 80% to 90% targets)

DELHI, MAHARASHTRA, MIZORAM, WEST BENGAL, ANDAMAN AND NICOBAR

Poor:(Below 80% of targets)

BIHAR, MADHYA PRADESH, PUDUCHERRY, PUNJAB, CHANDIGARH, DADRA AND NAGAR HAVELI, DAMAN AND DIU, LAKSHADWEEP

Rural Housing - Indira Awaas Yojana

Houses constructed
% Achievement of Target
During April-October, 2008

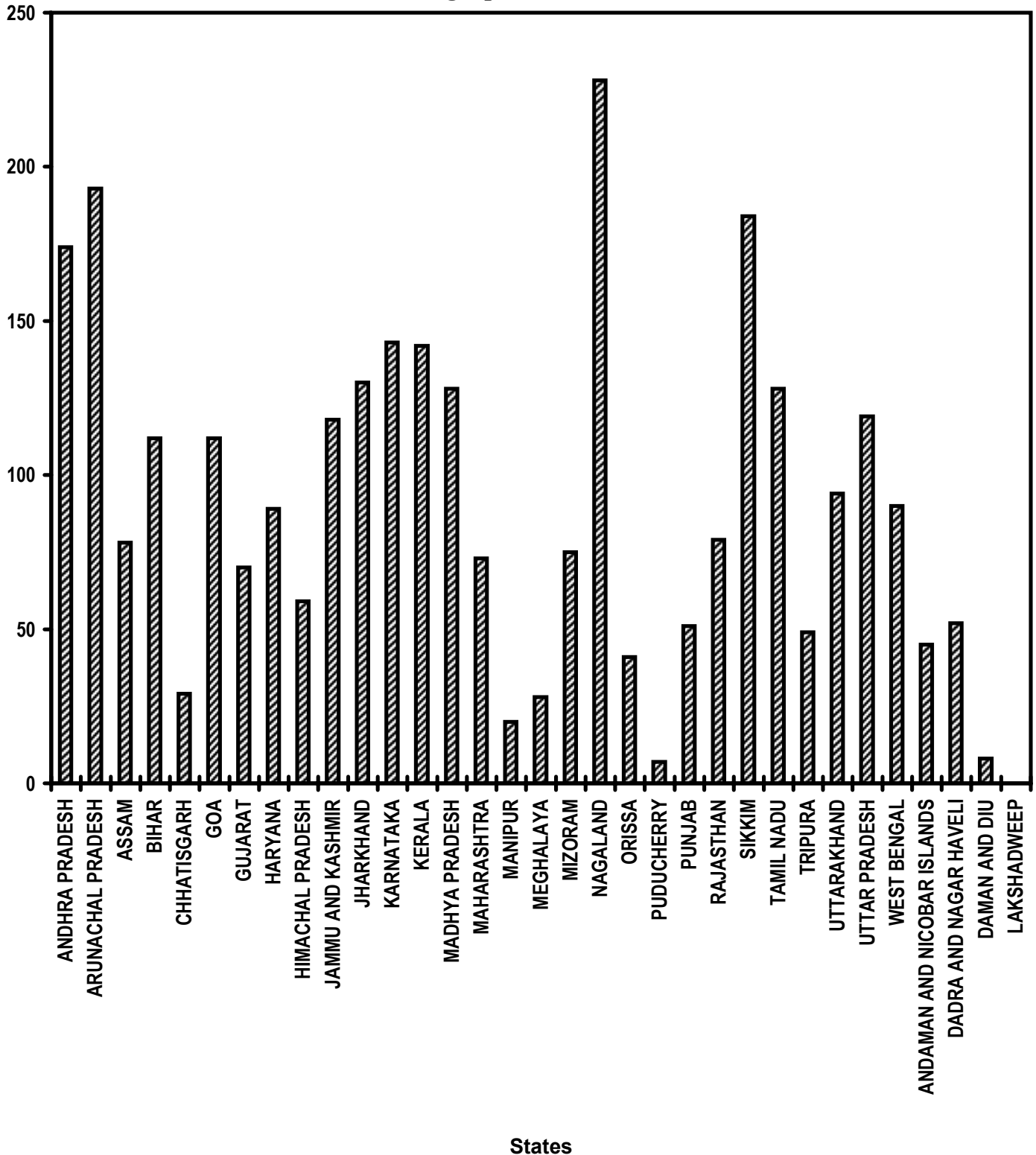


Table - 7

Rural Housing - Indira Awaas Yojana
Houses constructed
(Unit: Number)

Sl. No.	State/UT Name	Target		Achievement April,2008- October,2008	Percent Achievement April,2008- October,2008
		2008-2009	April,2008- October,2008		
(1)	(2)	(3)	(4)	(5)	(5)/(4)
1	ANDHRA PRADESH	1,92,132	73,650	1,28,476	174
2	ARUNACHAL PRADESH	6,770	2,594	5,016	193
3	ASSAM	1,49,699	57,385	45,016	78
4	BIHAR	5,67,125	2,17,398	2,44,382	112
5	CHHATISGARH	29,712	11,389	3307 *	29
6	GOA	1,183	453	507	112
7	GUJARAT	94,226	36,121	25,406	70
8	HARYANA	13,229	5,071	4,513	89
9	HIMACHAL PRADESH	4,242	1,625	964	59
10	JAMMU AND KASHMIR	13,176	5,051	5,965	118
11	JHARKHAND	50,585	19,391	25,302	130
12	KARNATAKA	74,023	28,375	40,573	143
13	KERALA	41,164	15,778	22,373	142
14	MADHYA PRADESH	59,091	22,652	28,899	128
15	MAHARASHTRA	1,15,869	44,417	32,231	73
16	MANIPUR	5,877	2,254	462 *	20
17	MEGHALAYA	10,235	3,923	1,083	28
18	MIZORAM	2,181	836	628	75
19	NAGALAND	6,773	2,596	5,931	228
20	ORISSA	1,11,422	42,711	17,468	41
21	PUDUCHERRY	910	349	25	7
22	PUNJAB	16,361	6,271	3,228	51
23	RAJASTHAN	47,350	18,150	14,365	79
24	SIKKIM	1,295	496	913	184
25	TAMIL NADU	76,925	29,487	37,820	128
26	TRIPURA	13,187	5,055	2,490	49
27	UTTARAKHAND	11,610	4,450	4,171	94
28	UTTAR PRADESH	2,54,729	97,646	1,15,761	119
29	WEST BENGAL	1,53,697	58,917	53,058	90
30	ANDAMAN AND NICOBAR ISLANDS	1,828	701	313	45
31	DADRA AND NAGAR HAVELI	305	117	61	52
32	DAMAN AND DIU	136	52	4	8
33	LAKSHADWEEP	118	46	0	0
Grand Total		21,27,165	8,15,407	8,70,711	107

Very Good:(90% or above of targets)

ANDHRA PRADESH, ARUNACHAL PRADESH, BIHAR, GOA, JAMMU AND KASHMIR, JHARKHAND, KARNATAKA, KERALA, MADHYA PRADESH, NAGALAND, SIKKIM, TAMIL NADU, UTTARAKHAND, UTTAR PRADESH, WEST BENGAL

Good:(Between 80% to 90% targets)

HARYANA

Poor:(Below 80% of targets)

ASSAM, CHHATISGARH, GUJARAT, HIMACHAL PRADESH, MAHARASHTRA, MANIPUR, MEGHALAYA, MIZORAM, ORISSA, PUDUCHERRY, PUNJAB, RAJASTHAN, TRIPURA, ANDAMAN AND NICOBAR ISLANDS, DADRA AND NAGAR HAVELI, DAMAN AND DIU, LAKSHADWEEP

* Figures furnished by Ministry of Rural Development

EWS/LIG Houses in Urban Areas

Houses constructed
% Achievement of Target
During April-October, 2008

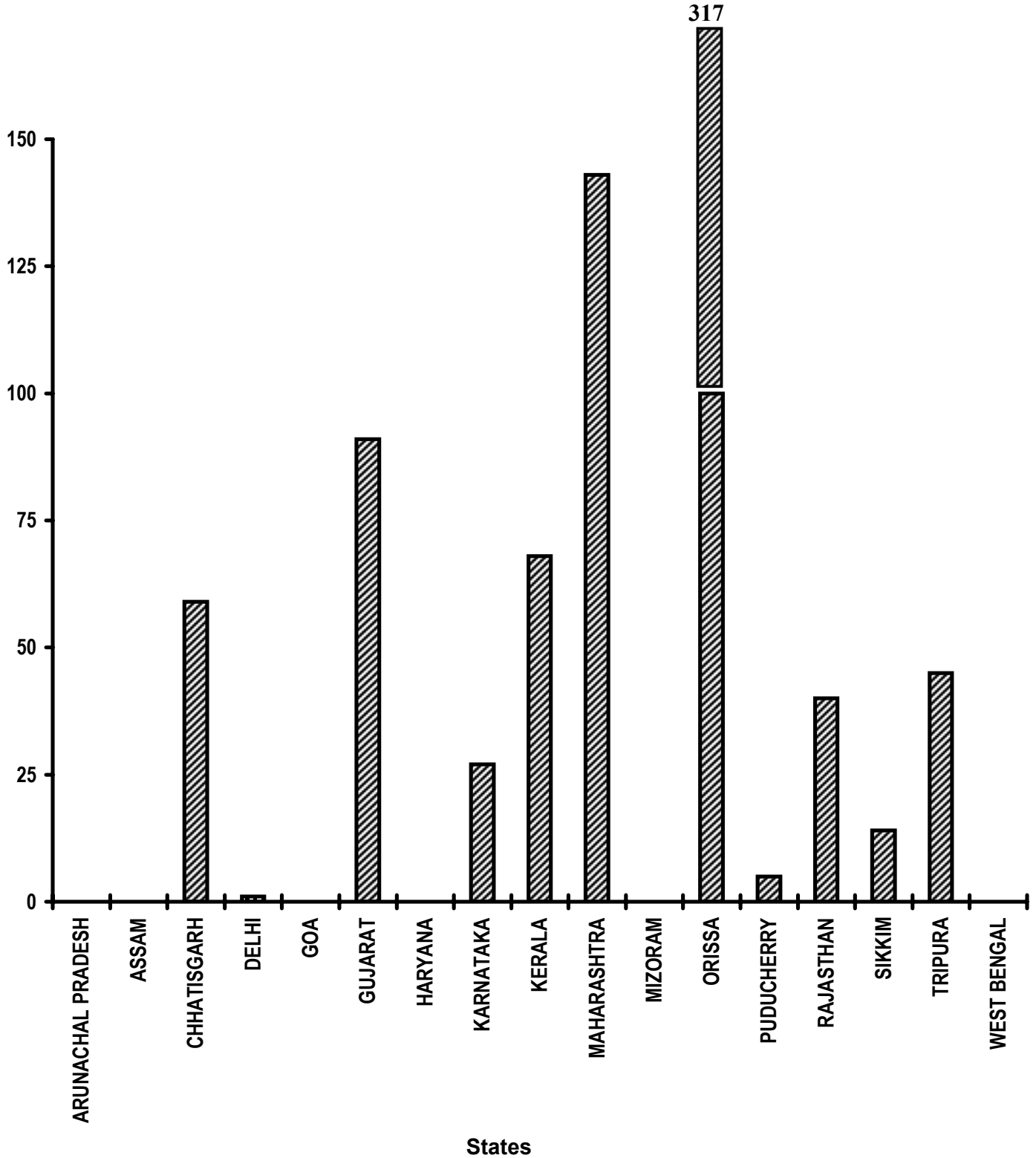


Table - 8

EWS/LIG Houses in Urban Areas
Houses constructed
(Unit: Number)

Sl. No.	State/UT Name	Target		Achievement April,2008-October,2008	Percent Achievement April,2008-October,2008
		2008-2009	April,2008-October,2008		
(1)	(2)	(3)	(4)	(5)	(5)/(4)
1	ARUNACHAL PRADESH	488	280	0	0
2	ASSAM	293	168	0	0
3	CHHATISGARH	6,393	3,724	2,179	59
4	DELHI	80,000	46,662	410	1
5	GOA	130	75	0	0
6	GUJARAT	500	287	260	91
7	HARYANA	166	96	0	0
8	KARNATAKA	10,000	5,831	1,603	27
9	KERALA	2,200	1,281	877	68
10	MAHARASHTRA	14,033	8,183	11,737	143
11	MIZORAM	1,512	882	0	0
12	ORISSA	150	84	266	317
13	PUDUCHERRY	233	133	7	5
14	RAJASTHAN	2,288	1,330	535	40
15	SIKKIM	30	14	2	14
16	TRIPURA	456	266	121	45
17	WEST BENGAL	632	367	0	0
<i>Grand Total</i>		1,19,504	69,663	17,997	26

Very Good:(90% or above of targets)

GUJARAT, MAHARASHTRA, ORISSA

Poor:(Below 80% of targets)

ARUNACHAL PRADESH, ASSAM, CHHATISGARH, DELHI, GOA, HARYANA, KARNATAKA, KERALA, MIZORAM, PUDUCHERRY, RAJASTHAN, SIKKIM, TRIPURA, WEST BENGAL

Rural Areas - Accelerated Rural Water Supply Programme

Habitations covered (NC and PC)

% Achievement of Target
During April-October, 2008

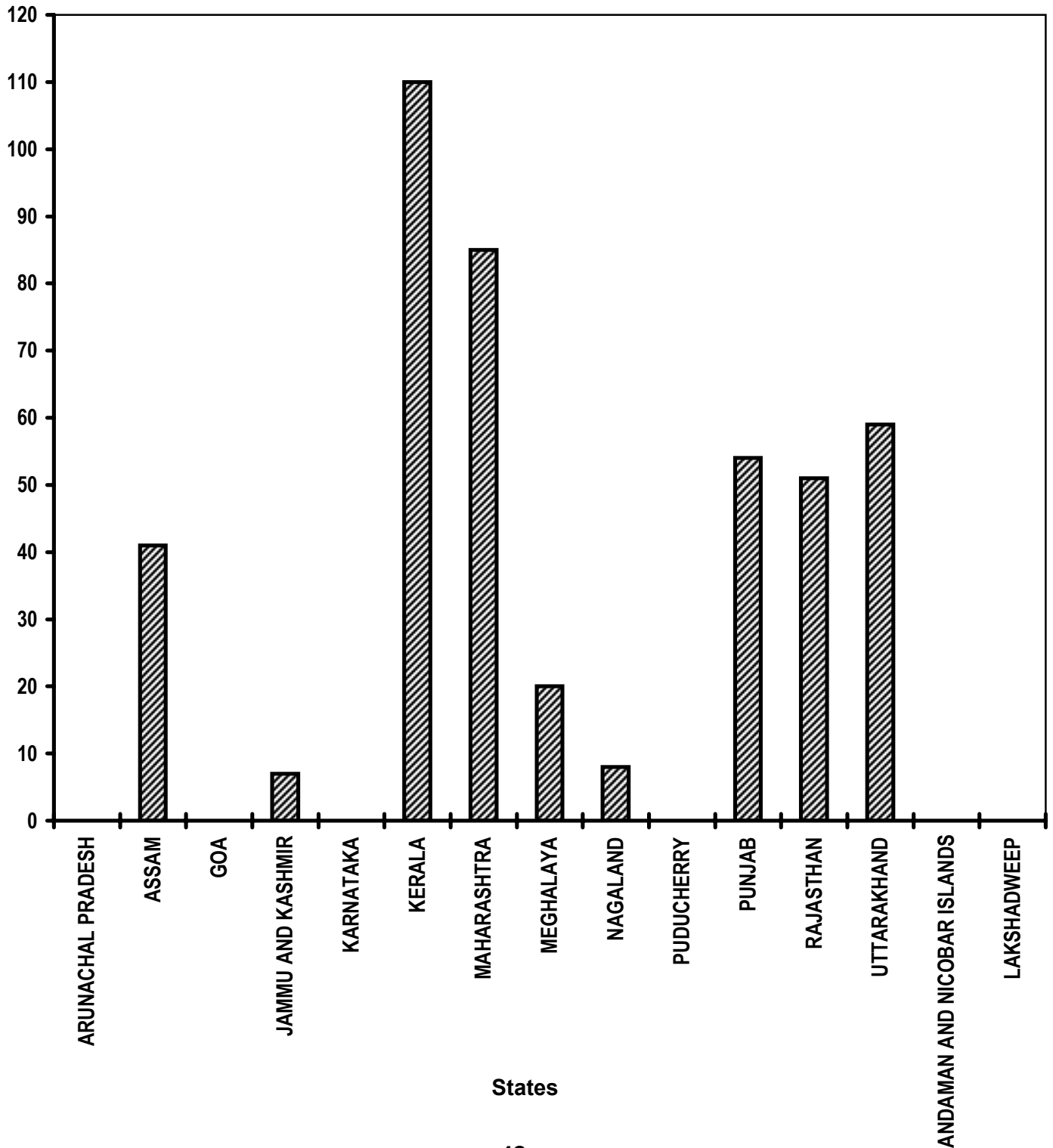


Table - 9(A)

Rural Areas - Accelerated Rural Water Supply Programme
Habitations covered (NC and PC)
(Unit: Number)

Sl. No.	State/UT Name	Target		Achievement April,2008-October,2008	Percent Achievement April,2008-October,2008
		2008-2009	April,2008-October,2008		
(1)	(2)	(3)	(4)	(5)	(5)/(4)
1	ARUNACHAL PRADESH	65	25	0	0
2	ASSAM	273	109	45	41
3	GOA	3	-	1	-
4	JAMMU AND KASHMIR	1,786	714	51	7
5	KARNATAKA	453	181	0	0
6	KERALA	4,112	1,644	1,807	110
7	MAHARASHTRA	8,632	3,452	2,951	85
8	MEGHALAYA	14	5	1	20
9	NAGALAND	61	24	2	8
10	PUDUCHERRY	10	4	0	0
11	PUNJAB	342	136	73	54
12	RAJASTHAN	869	348	179	51
13	UTTARAKHAND	137	54	32	59
14	ANDAMAN AND NICOBAR ISLANDS	8	2	0	0
15	LAKSHADWEEP	10	4	0	0
<i>Grand Total</i>		16,775	6,702	5,142	77

Very Good:(90% or above of targets)

KERALA

Good:(Between 80% to 90% targets)

MAHARASHTRA

Poor:(Below 80% of targets)

ARUNACHAL PRADESH, ASSAM, JAMMU AND KASHMIR, KARNATAKA, MEGHALAYA, NAGALAND, PUDUCHERRY, PUNJAB, RAJASTHAN, UTTARAKHAND, ANDAMAN AND NICOBAR ISLANDS, LAKSHADWEEP

Rural Areas - Accelerated Rural Water Supply Programme

Slipped back habitations and habitations with water quality problems addressed

% Achievement of Target
During April-October, 2008

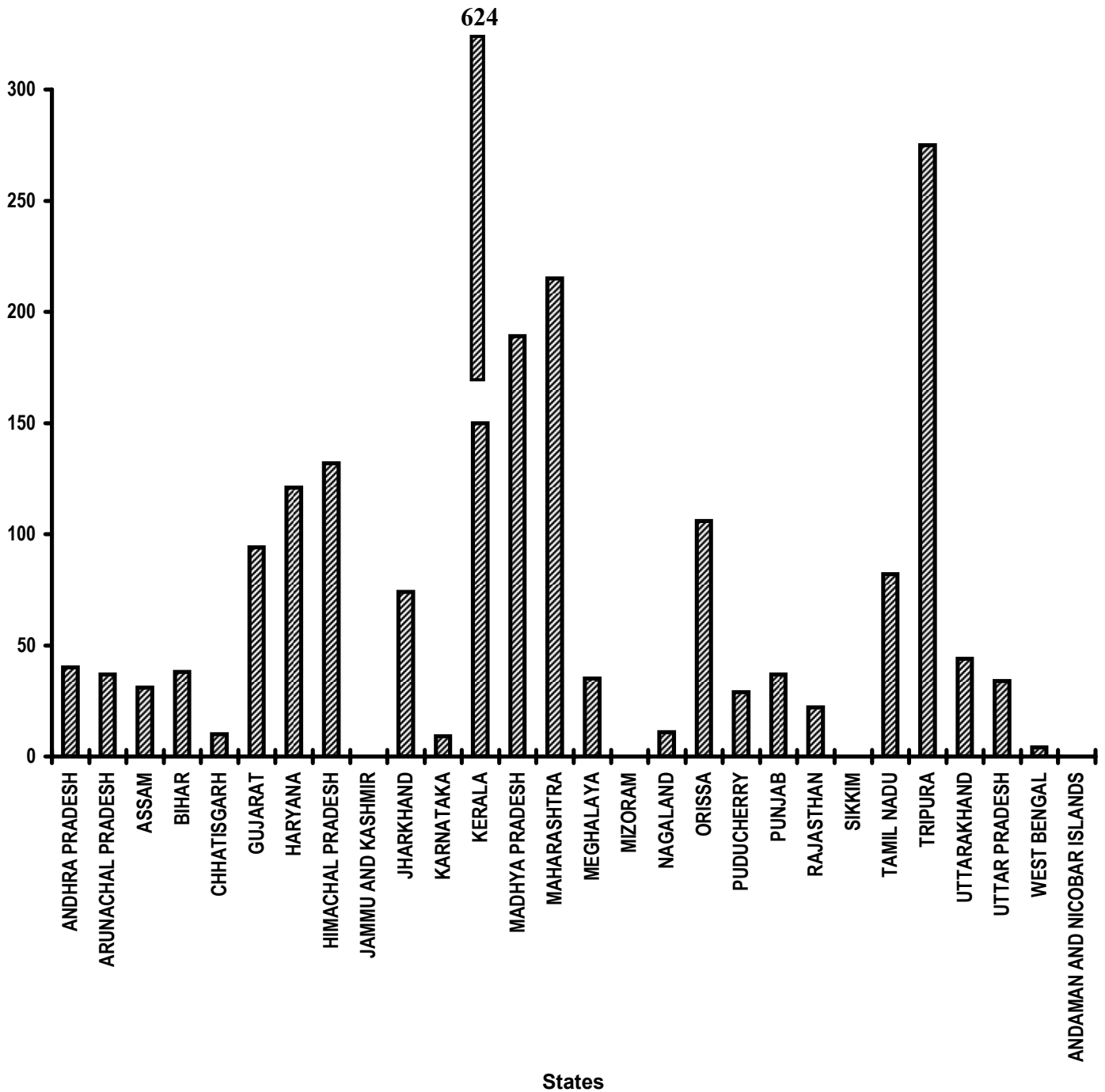


Table - 9(B)

Rural Areas - Accelerated Rural Water Supply Programme
Slipped back habitations and habitations with water quality problems addressed-ARWSP
(Unit: Number)

Sl. No.	State/UT Name	Target		Achievement April,2008- October,2008	Percent Achievement April,2008- October,2008
		2008-2009	April,2008- October,2008		
(1)	(2)	(3)	(4)	(5)	(5)/(4)
1	ANDHRA PRADESH	15,889	6,356	2,569	40
2	ARUNACHAL PRADESH	2,390	956	353	37
3	ASSAM	22,826	9,130	2,810	31
4	BIHAR	39,956	15,983	6,070	38
5	CHHATISGARH	4,408	1,764	184	10
6	GUJARAT	4,232	1,693	1,589	94
7	HARYANA	635	253	305	121
8	HIMACHAL PRADESH	5,184	2,073	2,738	132
9	JAMMU AND KASHMIR	2,919	1,168	0	0
10	JHARKHAND	7,170	2,868	2,115	74
11	KARNATAKA	12,497	4,998	473	9
12	KERALA	484	193	1,205	624
13	MADHYA PRADESH	3,718	1,487	2,811	189
14	MAHARASHTRA	11,245	4,497	9,670	215
15	MEGHALAYA	1,867	746	258	35
16	MIZORAM	306	122	0	0
17	NAGALAND	109	44	5	11
18	ORISSA	16,492	6,599	6,986	106
19	PUDUCHERRY	18	7	2	29
20	PUNJAB	4,591	1,836	673	37
21	RAJASTHAN	24,785	9,915	2,228	22
22	SIKKIM	300	120	0	0
23	TAMIL NADU	4,602	1,840	1,511	82
24	TRIPURA	138	55	151	275
25	UTTARAKHAND	3,197	1,277	558	44
26	UTTAR PRADESH	1,639	655	225	34
27	WEST BENGAL	11,460	4,584	162	4
28	ANDAMAN AND NICOBAR ISLANDS	34	13	0	0
Grand Total		2,03,091	81,232	45,651	56

Very Good:(90% or above of targets)

GUJARAT, HARYANA, HIMACHAL PRADESH, KERALA, MADHYA PRADESH, MAHARASHTRA, ORISSA, TRIPURA

Good:(Between 80% to 90% targets)

TAMIL NADU

Poor:(Below 80% of targets)

ANDHRA PRADESH, ARUNACHAL PRADESH, ASSAM, BIHAR, CHHATISGARH, JAMMU AND KASHMIR, JHARKHAND, KARNATAKA, MEGHALAYA, MIZORAM, NAGALAND, PUDUCHERRY, PUNJAB, RAJASTHAN, SIKKIM, UTTARAKHAND, UTTAR PRADESH, WEST BENGAL, ANDAMAN AND NICOBAR ISLANDS

Table - 10

**Sanitation Programme in Rural Areas
(Unit: Number)**

Sl. No.	State/UT Name	Individual Household latrines constructed (Number) April,2008-October,2008
(1)	(2)	(3)
1	ANDHRA PRADESH	1,60,636
2	ARUNACHAL PRADESH	2,095
3	ASSAM	85,053
4	BIHAR	3,86,111
5	CHHATISGARH	1,30,099
6	DELHI	0
7	GOA	18,453
8	GUJARAT	4,66,637
9	HARYANA	2,07,963
10	HIMACHAL PRADESH	1,44,367
11	JAMMU AND KASHMIR	15,531
12	JHARKHAND	1,38,339
13	KARNATAKA	2,20,198
14	KERALA	41,957
15	MADHYA PRADESH	6,21,031
16	MAHARASHTRA	5,03,659
17	MANIPUR	1,264
18	MEGHALAYA	11,289
19	MIZORAM	6,031
20	NAGALAND	3,174
21	ORISSA	2,05,451
22	PUDUCHERRY	0
23	PUNJAB	2,50,600
24	RAJASTHAN	3,62,829
25	SIKKIM	3,712
26	TAMIL NADU	2,81,752
27	TRIPURA	53,173
28	UTTARAKHAND	41,907
29	UTTAR PRADESH	12,13,983
30	WEST BENGAL	3,88,453
31	ANDAMAN AND NICOBAR ISLANDS	0
32	CHANDIGARH	0
33	DADRA AND NAGAR HAVELI	0
34	DAMAN AND DIU	0
35	LAKSHADWEEP	0
Grand Total		59,65,747

Table - 11

Institutional Delivery
(Unit: Number)

Sl. No.	State/UT Name	Delivery in institutions (Number) April,2008- October,2008
(1)	(2)	(3)
1	ANDHRA PRADESH	7,26,718
2	ARUNACHAL PRADESH	3,898
3	ASSAM	1,62,175
4	BIHAR	2,54,001
5	CHHATISGARH	37,035
6	DELHI	78,972
7	GOA	11,979
8	GUJARAT	5,41,151
9	HARYANA	6,47,388
10	HIMACHAL PRADESH	34,392
11	JAMMU AND KASHMIR	82,286
12	JHARKHAND	1,10,736
13	KARNATAKA	3,90,403
14	KERALA	2,80,078
15	MADHYA PRADESH	7,44,644
16	MAHARASHTRA	7,22,271
17	MANIPUR	2,996
18	MEGHALAYA	10,639
19	MIZORAM	0
20	NAGALAND	11
21	ORISSA	2,89,916
22	PUDUCHERRY	26,961
23	PUNJAB	1,31,175
24	RAJASTHAN	6,12,707
25	SIKKIM	3,743
26	TAMIL NADU	6,34,121
27	TRIPURA	12,503
28	UTTARAKHAND	43,490
29	UTTAR PRADESH	9,01,605
30	WEST BENGAL	4,38,424
31	ANDAMAN AND NICOBAR ISLANDS	2,217
32	CHANDIGARH	10,997
33	DADRA AND NAGAR HAVELI	1,455
34	DAMAN AND DIU	1,393
35	LAKSHADWEEP	341
Grand Total		79,52,821

SC Families Assisted

% Achievement of Target
During April-October, 2008

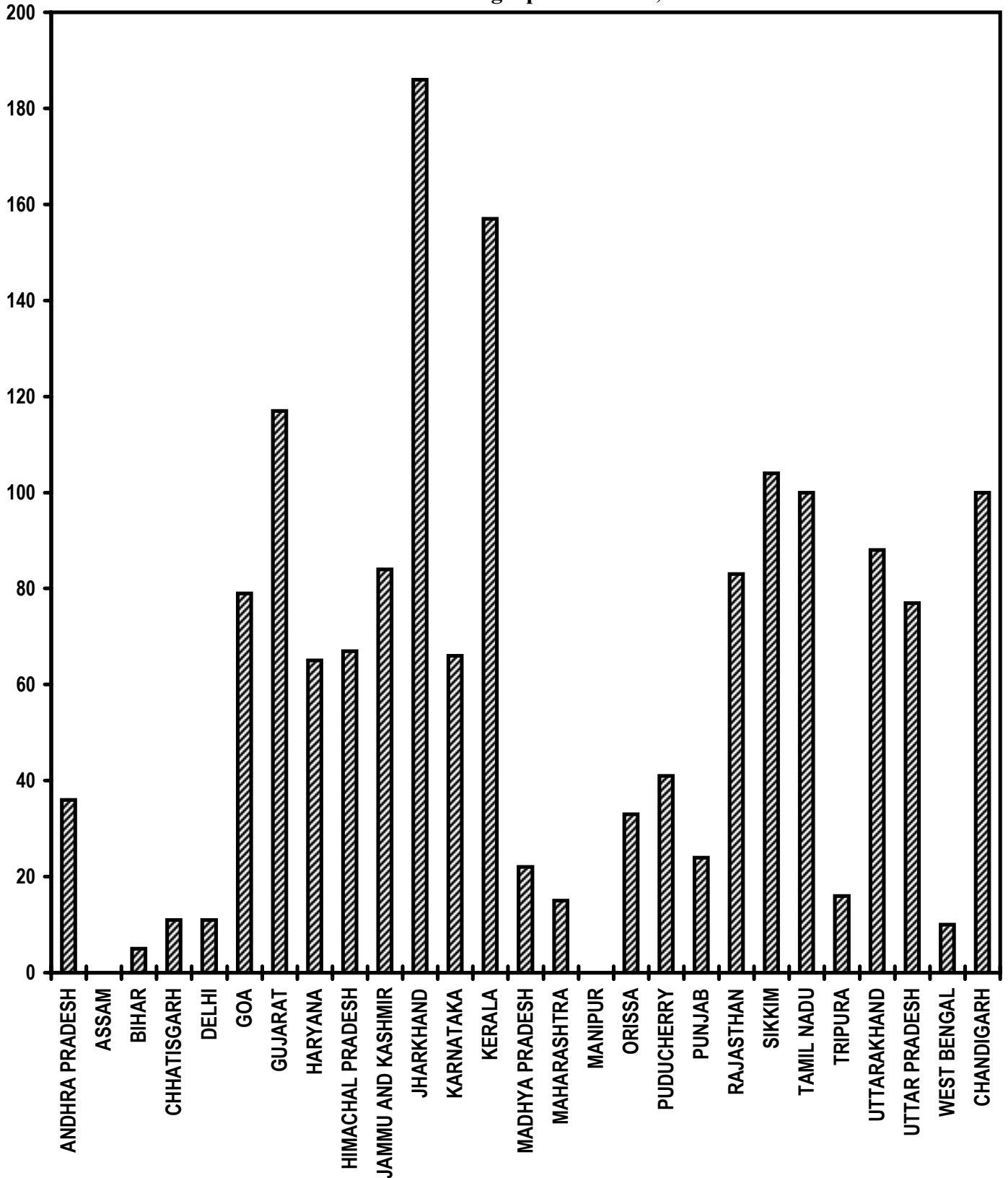


Table - 12

**SC Families Assisted
(Unit: Number)**

Sl. No.	State/UT Name	Target *		Achievement April,2008- October,2008	Percent Achievement April,2008- October,2008
		2008-2009	April,2008- October,2008		
(1)	(2)	(3)	(4)	(5)	(5)/(4)
1	ANDHRA PRADESH	4,50,000	2,62,500	93,342	36
2	ASSAM	44,000	25,662	0	0
3	BIHAR	2,55,000	1,48,750	7,840	5
4	CHHATISGARH	3,75,000	2,18,750	24,686	11
5	DELHI	5,000	2,912	332	11
6	GOA	550	315	249	79
7	GUJARAT	1,40,000	81,662	95,348	117
8	HARYANA	88,500	51,625	33,428	65
9	HIMACHAL PRADESH	58,000	33,831	22,711	67
10	JAMMU AND KASHMIR	1,100	637	537	84
11	JHARKHAND	5,50,000	3,20,831	5,97,947	186
12	KARNATAKA	5,00,000	2,91,662	1,91,682	66
13	KERALA	33,000	19,250	30,221	157
14	MADHYA PRADESH	2,43,000	1,41,750	30,643	22
15	MAHARASHTRA	1,54,000	89,831	13,579	15
16	MANIPUR	550	315	0	0
17	ORISSA	72,600	42,350	13,782	33
18	PUDUCHERRY	5,000	2,912	1,185	41
19	PUNJAB	88,000	51,331	12,561	24
20	RAJASTHAN	4,12,000	2,40,331	1,99,520	83
21	SIKKIM	2,200	1,281	1,331	104
22	TAMIL NADU	9,00,000	5,25,000	5,25,310	100
23	TRIPURA	22,000	12,831	2,085	16
24	UTTARAKHAND	7,000	4,081	3,576	88
25	UTTAR PRADESH	2,57,000	1,49,912	1,15,667	77
26	WEST BENGAL	1,10,000	64,162	6,427	10
27	CHANDIGARH	700	406	404	100
Grand Total		47,74,200	27,84,880	20,24,393	73

Very Good:(90% or above of targets)

GUJARAT, JHARKHAND, KERALA, SIKKIM, TAMIL NADU, CHANDIGARH

Good:(Between 80% to 90% targets)

JAMMU AND KASHMIR, RAJASTHAN, UTTARAKHAND

Poor:(Below 80% of targets)

ANDHRA PRADESH, ASSAM, BIHAR, CHHATISGARH, DELHI, GOA, HARYANA, HIMACHAL PRADESH, KARNATAKA, MADHYA PRADESH, MAHARASHTRA, MANIPUR, ORISSA, PUDUCHERRY, PUNJAB, TRIPURA, UTTAR PRADESH, WEST BENGAL

* Since the target for 2008-09 have not been received from the concerned Nodal Ministry, the target for the year 2007-08 has been repeated.

Universalization of ICDS Scheme

ICDS Blocks Operational (Cumulative)

% Achievement of Target
During April-October, 2008

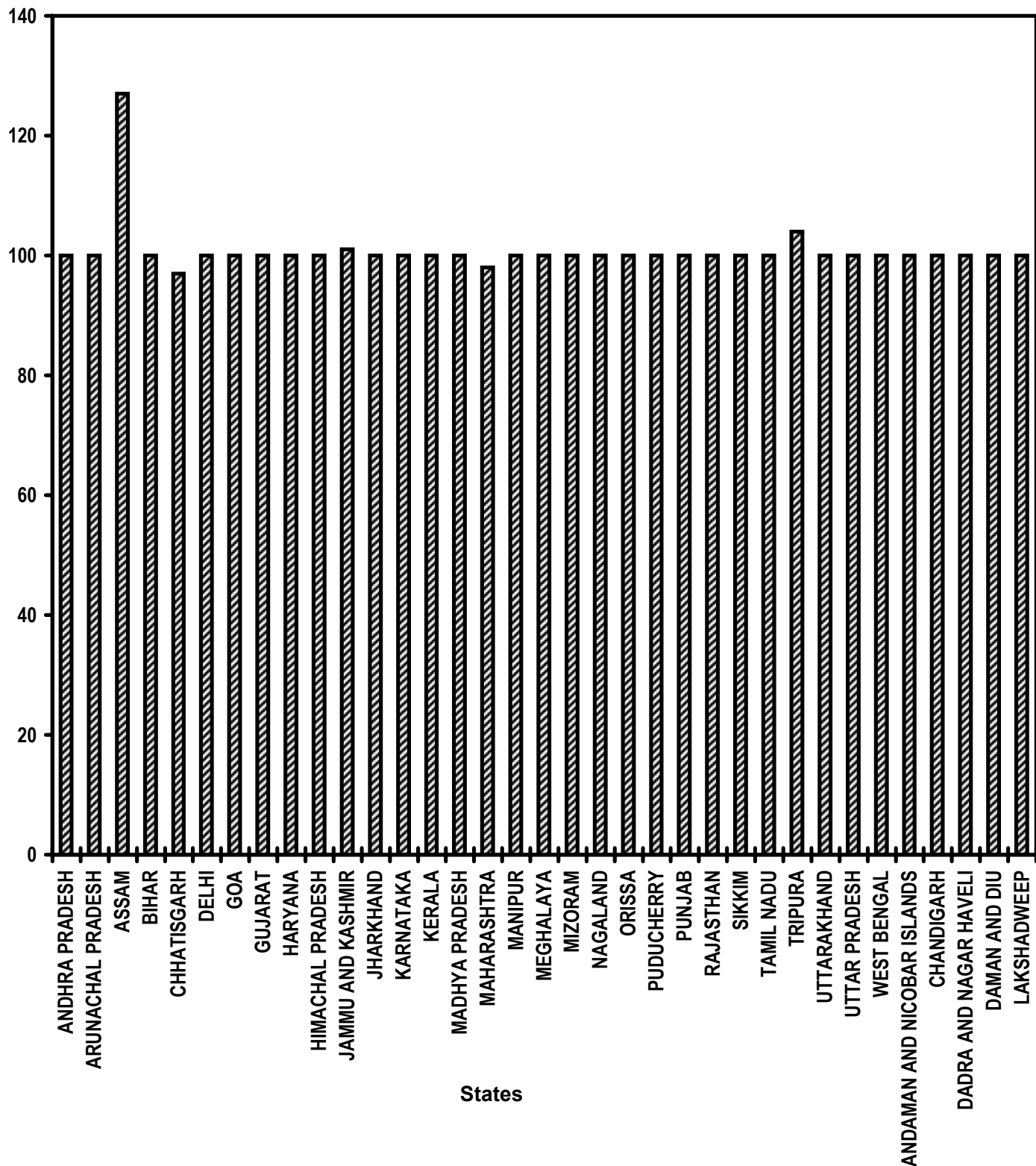


Table - 13

Universalization of ICDS Scheme
ICDS Blocks Operational (Cumulative)
(Unit: Number)

Sl. No.	State/UT Name	Target		Achievement April,2008-October,2008	Percent Achievement April,2008-October,2008
		2008-2009	April,2008-October,2008		
(1)	(2)	(3)	(4)	(5)	(5)/(4)
1	ANDHRA PRADESH	385	385	385	100
2	ARUNACHAL PRADESH	85	85	85	100
3	ASSAM	223	223	284	127
4	BIHAR	545	545	544	100
5	CHHATISGARH	163	163	158	97
6	DELHI	50	50	50	100
7	GOA	11	11	11	100
8	GUJARAT	260	260	260	100
9	HARYANA	137	137	137	100
10	HIMACHAL PRADESH	76	76	76	100
11	JAMMU AND KASHMIR	140	140	141	101
12	JHARKHAND	204	204	204	100
13	KARNATAKA	185	185	185	100
14	KERALA	163	163	163	100
15	MADHYA PRADESH	367	367	367	100
16	MAHARASHTRA	451	451	444	98
17	MANIPUR	38	38	38	100
18	MEGHALAYA	41	41	41	100
19	MIZORAM	23	23	23	100
20	NAGALAND	56	56	56	100
21	ORISSA	326	326	326	100
22	PUDUCHERRY	5	5	5	100
23	PUNJAB	148	148	148	100
24	RAJASTHAN	278	278	278	100
25	SIKKIM	11	11	11	100
26	TAMIL NADU	434	434	434	100
27	TRIPURA	54	54	56	104
28	UTTARAKHAND	99	99	99	100
29	UTTAR PRADESH	897	897	899	100
30	WEST BENGAL	416	416	414	100
31	ANDAMAN AND NICOBAR ISLANDS	5	5	5	100
32	CHANDIGARH	3	3	3	100
33	DADRA AND NAGAR HAVELI	2	2	2	100
34	DAMAN AND DIU	2	2	2	100
35	LAKSHADWEEP	1	1	1	100
Grand Total		6,284	6,284	6,335	101

Very Good:(90% or above of targets)

ANDHRA PRADESH, ARUNACHAL PRADESH, ASSAM, BIHAR, CHHATISGARH, DELHI, GOA, GUJARAT, HARYANA, HIMACHAL PRADESH, JAMMU AND KASHMIR, JHARKHAND, KARNATAKA, KERALA, MADHYA PRADESH, MAHARASHTRA, MANIPUR, MEGHALAYA, MIZORAM, NAGALAND, ORISSA, PUDUCHERRY, PUNJAB, RAJASTHAN, SIKKIM, TAMIL NADU, TRIPURA, UTTARAKHAND, UTTAR PRADESH, WEST BENGAL, ANDAMAN AND NICOBAR ISLANDS, CHANDIGARH, DADRA AND NAGAR HAVELI, DAMAN AND DIU, LAKSHADWEEP

Functional Anganwadis (Cumulative)

% Achievement of Target
During April-October, 2008

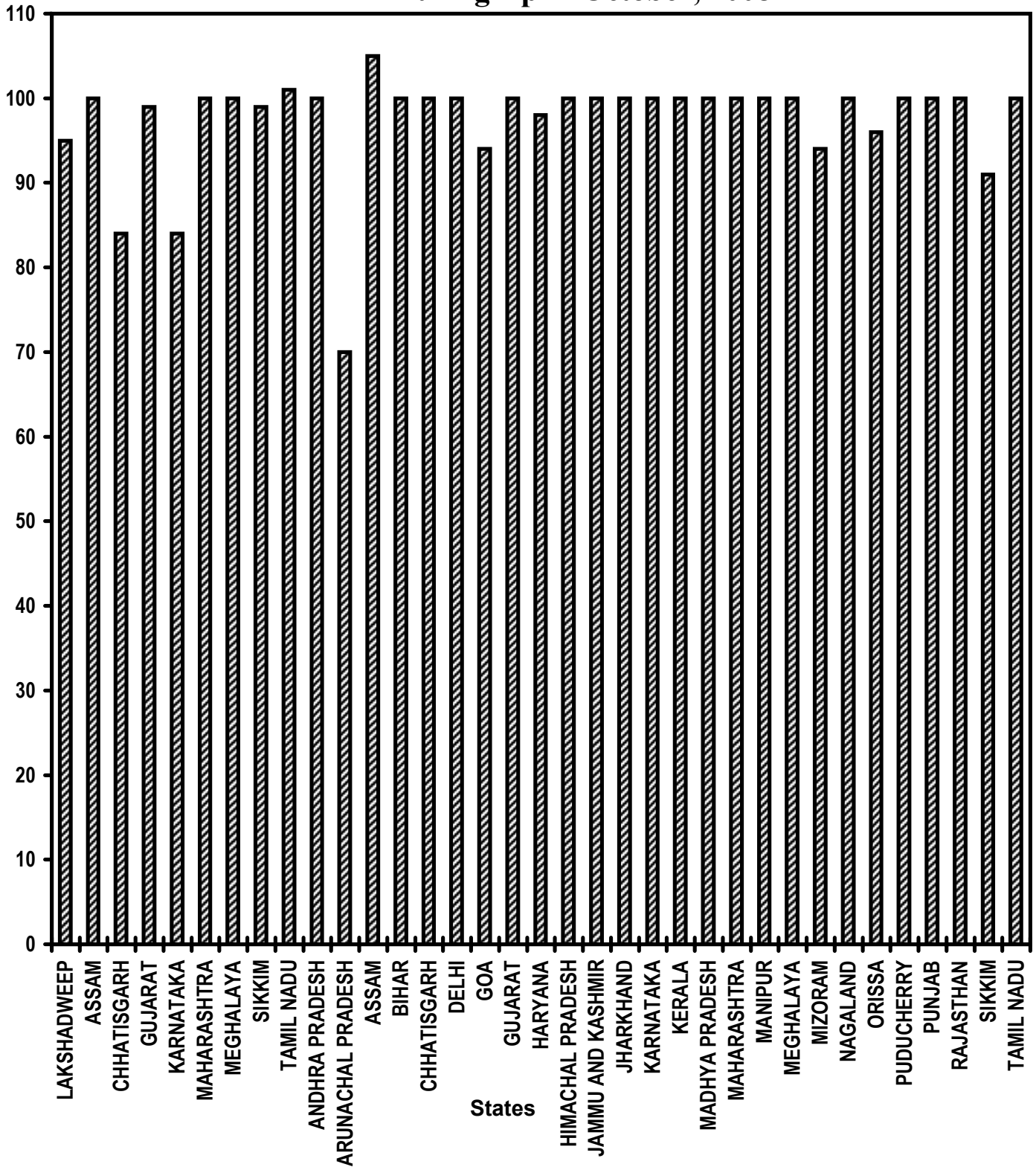


Table - 14

Functional Anganwadis
Anganwadis Functional (Cumulative)
(Unit: Number)

Sl. No.	State/UT Name	Target		Achievement April,2008-October,2008	Percent Achievement April,2008-October,2008
		2008-2009	April,2008-October,2008		
(1)	(2)	(3)	(4)	(5)	(5)/(4)
1	ANDHRA PRADESH	73,944	73,944	70,341	95
2	ARUNACHAL PRADESH	4,277	4,277	4,277	100
3	ASSAM	37,082	37,082	31,230	84
4	BIHAR	81,088	81,088	80,211	99
5	CHHATISGARH	34,937	34,937	29,492	84
6	DELHI	6,106	6,106	6,106	100
7	GOA	1,112	1,112	1,112	100
8	GUJARAT	44,179	44,179	43,657	99
9	HARYANA	17,192	17,192	17,444	101
10	HIMACHAL PRADESH	18,248	18,248	18,248	100
11	JAMMU AND KASHMIR	25,483	25,483	17,958	70
12	JHARKHAND	32,097	32,097	33,709	105
13	KARNATAKA	54,260	54,260	54,247	100
14	KERALA	32,115	32,115	32,200	100
15	MADHYA PRADESH	69,238	69,238	68,954	100
16	MAHARASHTRA	84,867	84,867	79,719	94
17	MANIPUR	7,621	7,621	7,639	100
18	MEGHALAYA	3,388	3,388	3,325	98
19	MIZORAM	1,682	1,682	1,682	100
20	NAGALAND	3,194	3,194	3,194	100
21	ORISSA	41,697	41,697	41,697	100
22	PUDUCHERRY	688	688	688	100
23	PUNJAB	20,169	20,169	20,169	100
24	RAJASTHAN	48,372	48,372	48,356	100
25	SIKKIM	988	988	988	100
26	TAMIL NADU	47,265	47,265	47,265	100
27	TRIPURA	7,351	7,351	7,355	100
28	UTTARAKHAND	9,664	9,664	9,121	94
29	UTTAR PRADESH	1,50,727	1,50,727	1,50,800	100
30	WEST BENGAL	92,152	92,152	88,456	96
31	ANDAMAN AND NICOBAR ISLANDS	672	672	672	100
32	CHANDIGARH	370	370	370	100
33	DADRA AND NAGAR HAVELI	219	219	219	100
34	DAMAN AND DIU	107	107	97	91
35	LAKSHADWEEP	87	87	87	100
Grand Total		10,52,638	10,52,638	10,21,085	97

Very Good:(90% or above of targets)

ANDHRA PRADESH, ARUNACHAL PRADESH, BIHAR, DELHI, GOA, GUJARAT, HARYANA, HIMACHAL PRADESH, JHARKHAND, KARNATAKA, KERALA, MADHYA PRADESH, MAHARASHTRA, MANIPUR, MEGHALAYA, MIZORAM, NAGALAND, ORISSA, PUDUCHERRY, PUNJAB, RAJASTHAN, SIKKIM, TAMIL NADU, TRIPURA, UTTARAKHAND, UTTAR PRADESH, WEST BENGAL, ANDAMAN AND NICOBAR ISLANDS, CHANDIGARH, DADRA AND NAGAR HAVELI, DAMAN AND DIU, LAKSHADWEEP

Good:(Between 80% to 90% targets)

ASSAM, CHHATISGARH

Poor:(Below 80% of targets)

JAMMU AND KASHMIR

Table - 15

**No. of Urban poor families assisted under Seven Point Charter
Poor Families Assisted
(Unit: Number)**

Sl. No.	State/UT Name	Target		Achievement April,2008- October,2008	Percent Achievement April,2008- October,2008
		2008-2009	April,2008- October,2008		
(1)	(2)	(3)	(4)	(5)	(5)/(4)
1	ASSAM	250	140	0	0
2	CHHATISGARH	5,000	2,912	9,000	309
3	GUJARAT	4,000	2,331	2,500	107
4	KARNATAKA	3,140	1,827	367	20
5	MAHARASHTRA	50,037	29,187	0	0
6	MEGHALAYA	875	511	6	1
7	SIKKIM	1,200	700	660	94
8	TAMIL NADU	20,000	11,662	4,000	34
<i>Grand Total</i>		84,502	49,270	16,533	34

Very Good:(90% or above of targets)

CHHATISGARH, GUJARAT, SIKKIM

Poor:(Below 80% of targets)

ASSAM, KARNATAKA, MAHARASHTRA, MEGHALAYA, TAMIL NADU

Afforestation (Public and Forest Lands)

Area Covered under Plantation

% Achievement of Target
During April-October, 2008

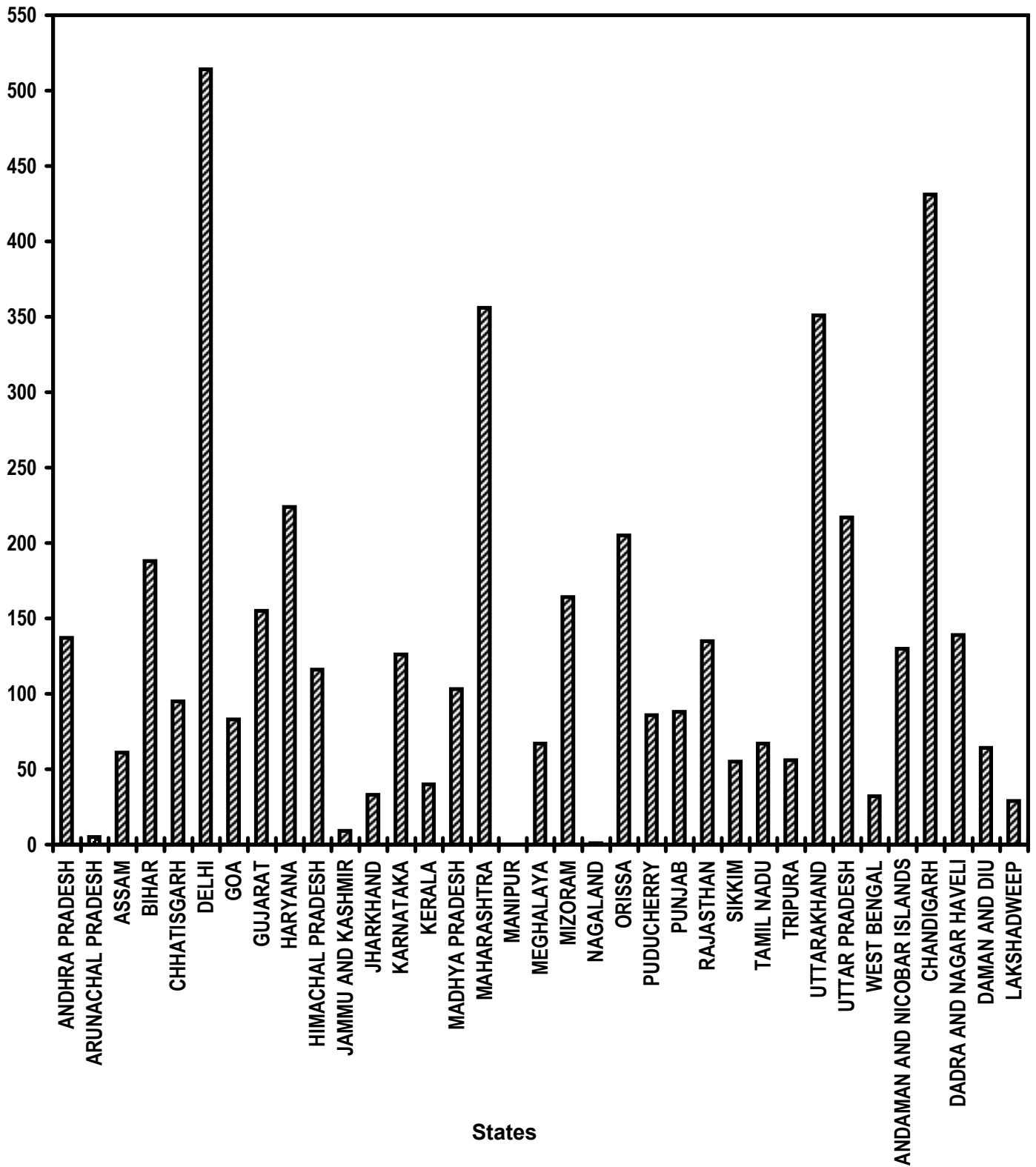


Table - 16(A)

**Afforestation (Public and Forest Lands)
Area Covered under Plantation
(Unit: Hectares)**

Sl. No.	State/UT Name	Target		Achievement April,2008- October,2008	Percent Achievement April,2008- October,2008
		2008-2009	April,2008- October,2008		
(1)	(2)	(3)	(4)	(5)	(5)/(4)
1	ANDHRA PRADESH	3,00,000	1,75,000	2,40,251	137
2	ARUNACHAL PRADESH	10,000	5,831	300	5
3	ASSAM	18,000	10,500	6,390	61
4	BIHAR	20,000	11,662	21,971	188
5	CHHATISGARH	1,20,000	70,000	66,762	95
6	DELHI	20	7	36	514
7	GOA	1,000	581	483	83
8	GUJARAT	1,10,000	64,162	99,556	155
9	HARYANA	18,000	10,500	23,554	224
10	HIMACHAL PRADESH	20,000	11,662	13,546	116
11	JAMMU AND KASHMIR	25,000	14,581	1,254	9
12	JHARKHAND	1,00,000	58,331	19,219	33
13	KARNATAKA	1,00,000	58,331	73,476	126
14	KERALA	15,000	8,750	3,482	40
15	MADHYA PRADESH	2,55,000	1,48,750	1,53,755	103
16	MAHARASHTRA	1,10,000	64,162	2,28,098	356
17	MANIPUR	10,000	5,831	0	0
18	MEGHALAYA	6,200	3,612	2,422	67
19	MIZORAM	10,000	5,831	9,575	164
20	NAGALAND	26,500	15,456	173	1
21	ORISSA	80,000	46,662	95,562	205
22	PUDUCHERRY	50	28	24	86
23	PUNJAB	15,000	8,750	7,674	88
24	RAJASTHAN	40,000	23,331	31,539	135
25	SIKKIM	12,000	7,000	3,862	55
26	TAMIL NADU	1,45,000	84,581	57,001	67
27	TRIPURA	16,000	9,331	5,271	56
28	UTTARAKHAND	60,000	35,000	1,22,924	351
29	UTTAR PRADESH	55,000	32,081	69,537	217
30	WEST BENGAL	72,000	42,000	13,497	32
31	ANDAMAN AND NICOBAR ISLANDS	1,200	700	907	130
32	CHANDIGARH	150	84	362	431
33	DADRA AND NAGAR HAVELI	250	140	194	139
34	DAMAN AND DIU	30	14	9	64
35	LAKSHADWEEP	20	7	2	29
Grand Total		17,71,420	10,33,249	13,72,668	133

Very Good:(90% or above of targets)

ANDHRA PRADESH, BIHAR, CHHATISGARH, DELHI, GUJARAT, HARYANA, HIMACHAL PRADESH, KARNATAKA, MADHYA PRADESH, MAHARASHTRA, MIZORAM, ORISSA, RAJASTHAN, UTTARAKHAND, UTTAR PRADESH, ANDAMAN AND NICOBAR ISLANDS, CHANDIGARH, DADRA AND NAGAR HAVELI

Good:(Between 80% to 90% targets)

GOA, PUDUCHERRY, PUNJAB

Poor:(Below 80% of targets)

ARUNACHAL PRADESH, ASSAM, JAMMU AND KASHMIR, JHARKHAND, KERALA, MANIPUR, MEGHALAYA, NAGALAND, SIKKIM, TAMIL NADU, TRIPURA, WEST BENGAL, DAMAN AND DIU, LAKSHADWEEP

Afforestation (Public and Forest Lands)

Seedlings planted
% Achievement of Target
During April-October, 2008

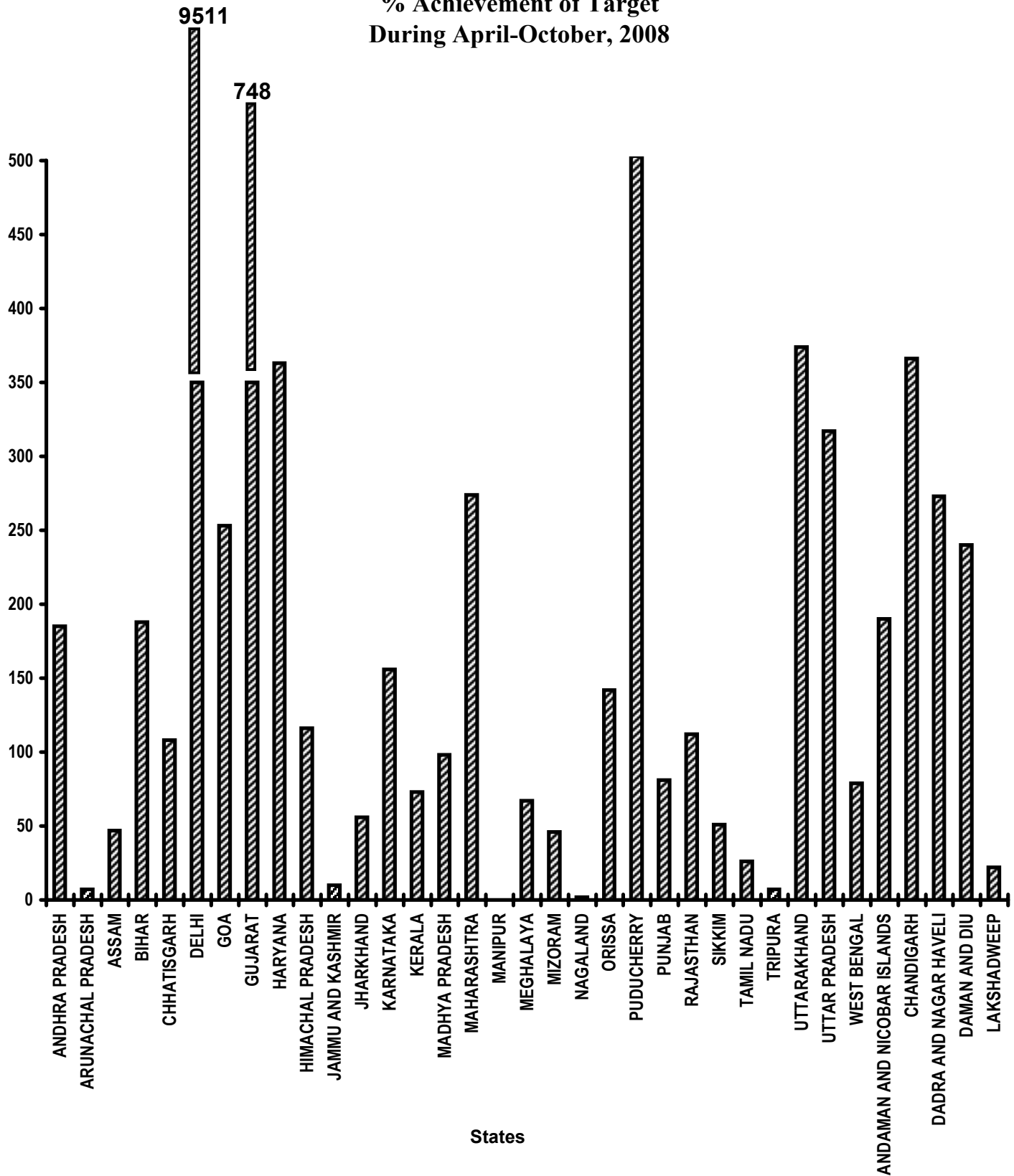


Table - 16(B)

**Afforestation (Public and Forest Lands)
Seedlings planted
(Unit: Number)**

Sl. No.	State/UT Name	Target		Achievement April,2008- October,2008	Percent Achievement April,2008- October,2008
		2008-2009	April,2008- October,2008		
(1)	(2)	(3)	(4)	(5)	(5)/(4)
1	ANDHRA PRADESH	19,50,00,000	11,37,50,000	20,99,80,002	185
2	ARUNACHAL PRADESH	65,00,000	37,91,662	2,77,827	7
3	ASSAM	1,17,00,000	68,25,000	32,00,000	47
4	BIHAR	1,30,00,000	75,83,331	1,42,81,000	188
5	CHHATISGARH	7,80,00,000	4,55,00,000	4,91,75,000	108
6	DELHI	13,000	7,581	7,21,000	9,511
7	GOA	6,50,000	3,79,162	9,60,000	253
8	GUJARAT	7,15,00,000	4,17,08,331	31,17,75,000	748
9	HARYANA	1,17,00,000	68,25,000	2,47,70,000	363
10	HIMACHAL PRADESH	1,30,00,000	75,83,331	88,00,000	116
11	JAMMU AND KASHMIR	1,62,50,000	94,79,162	9,37,000	10
12	JHARKHAND	6,50,00,000	3,79,16,662	2,11,55,935	56
13	KARNATAKA	6,50,00,000	3,79,16,662	5,92,50,000	156
14	KERALA	97,50,000	56,87,500	41,33,077	73
15	MADHYA PRADESH	16,57,50,000	9,66,87,500	9,50,00,000	98
16	MAHARASHTRA	7,15,00,000	4,17,08,331	11,43,76,000	274
17	MANIPUR	65,00,000	37,91,662	0	0
18	MEGHALAYA	40,30,000	23,50,831	15,71,932	67
19	MIZORAM	65,00,000	37,91,662	17,63,000	46
20	NAGALAND	1,72,25,000	1,00,47,912	2,00,000	2
21	ORISSA	5,20,00,000	3,03,33,331	4,32,20,900	142
22	PUDUCHERRY	33,000	19,250	96,765	503
23	PUNJAB	97,50,000	56,87,500	46,20,000	81
24	RAJASTHAN	2,60,00,000	1,51,66,662	1,69,58,000	112
25	SIKKIM	78,00,000	45,50,000	23,04,547	51
26	TAMIL NADU	9,42,50,000	5,49,79,162	1,40,82,200	26
27	TRIPURA	1,04,00,000	60,66,662	4,06,000	7
28	UTTARAKHAND	3,90,00,000	2,27,50,000	8,51,00,000	374
29	UTTAR PRADESH	3,57,50,000	2,08,54,162	6,60,95,639	317
30	WEST BENGAL	4,68,00,000	2,73,00,000	2,15,95,000	79
31	ANDAMAN AND NICOBAR ISLANDS	7,80,000	4,55,000	8,66,087	190
32	CHANDIGARH	98,000	57,162	2,09,194	366
33	DADRA AND NAGAR HAVELI	1,63,000	95,081	2,60,000	273
34	DAMAN AND DIU	20,000	11,662	27,941	240
35	LAKSHADWEEP	13,000	7,581	1,690	22
Grand Total		1,15,14,25,000	67,16,64,497	1,17,81,70,736	175

Very Good:(90% or above of targets)

ANDHRA PRADESH, BIHAR, CHHATISGARH, DELHI, GOA, GUJARAT, HARYANA, HIMACHAL PRADESH, KARNATAKA, MADHYA PRADESH, MAHARASHTRA, ORISSA, PUDUCHERRY, RAJASTHAN, UTTARAKHAND, UTTAR PRADESH, ANDAMAN AND NICOBAR ISLANDS, CHANDIGARH, DADRA AND NAGAR HAVELI, DAMAN AND DIU

Good:(Between 80% to 90% targets)

PUNJAB

Poor:(Below 80% of targets)

ARUNACHAL PRADESH, ASSAM, JAMMU AND KASHMIR, JHARKHAND, KERALA, MANIPUR, MEGHALAYA, MIZORAM, NAGALAND, SIKKIM, TAMIL NADU, TRIPURA, WEST BENGAL, LAKSHADWEEP

Rural Roads - PMGSY

Length of Road Constructed

% Achievement of Target

During April-October, 2008

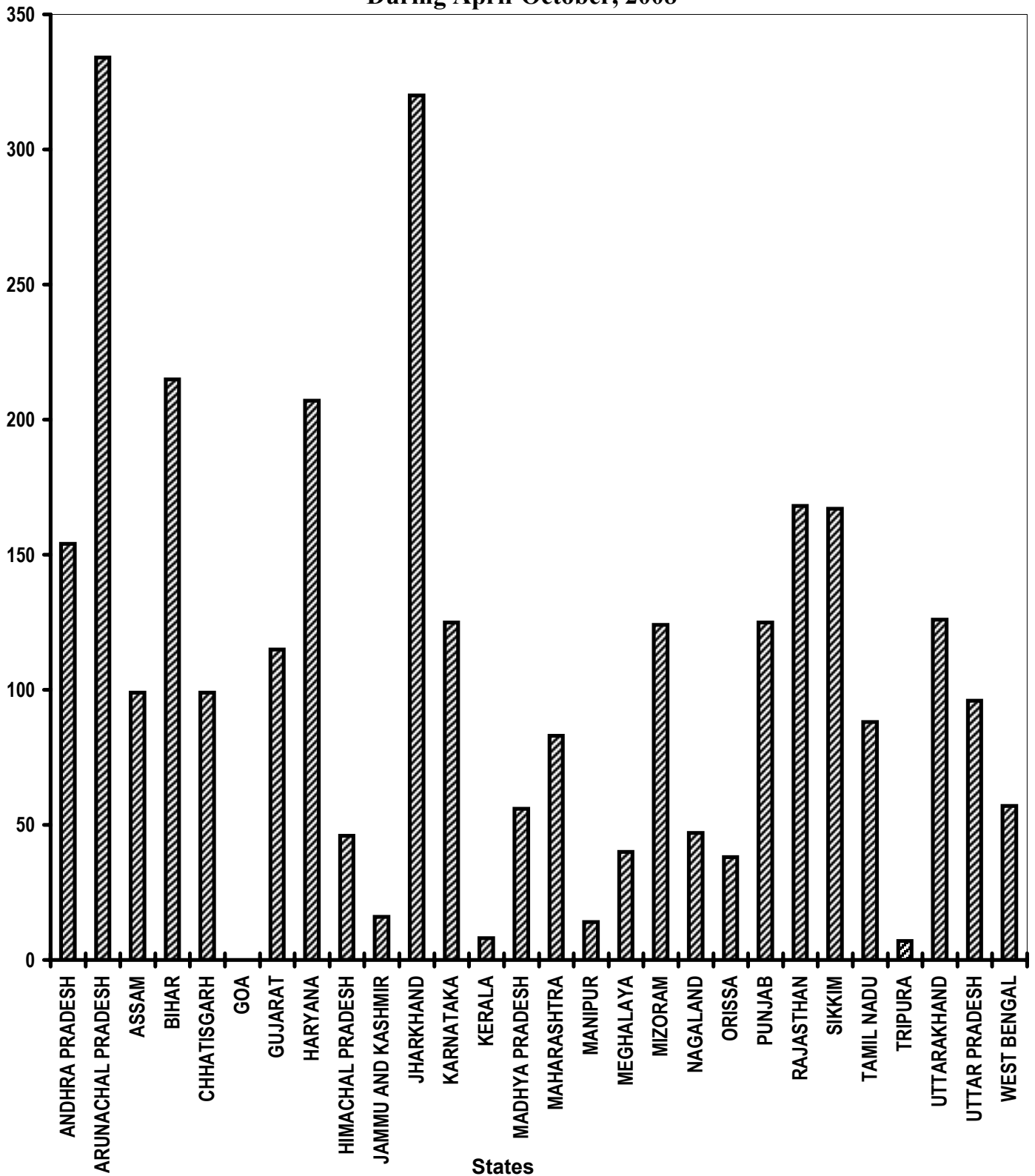


Table - 17

Rural Roads - PMGSY
Length of Road Constructed
(Unit: Kilometer)

Sl. No.	State/UT Name	Target		Achievement April,2008- October,2008	Percent Achievement April,2008- October,2008
		2008-2009	April,2008- October,2008		
(1)	(2)	(3)	(4)	(5)	(5)/(4)
1	ANDHRA PRADESH	2,500	917	1,410	154
2	ARUNACHAL PRADESH	290	106	354	334
3	ASSAM	2,730	1,001	995 *	99
4	BIHAR	5,857	2,147	4,617	215
5	CHHATISGARH	4,250	1,558	1,549	99
6	GOA	5	1	0	0
7	GUJARAT	1,000	367	421	115
8	HARYANA	750	275	570	207
9	HIMACHAL PRADESH	1,660	609	278	46
10	JAMMU AND KASHMIR	1,550	568	91	16
11	JHARKHAND	1,200	440	1,407	320
12	KARNATAKA	1,820	667	831	125
13	KERALA	480	176	14	8
14	MADHYA PRADESH	7,000	2,567	1,425	56
15	MAHARASHTRA	4,000	1,467	1,217	83
16	MANIPUR	900	330	45	14
17	MEGHALAYA	150	55	22	40
18	MIZORAM	280	103	128	124
19	NAGALAND	430	158	75	47
20	ORISSA	6,000	2,200	827	38
21	PUNJAB	1,000	366	458	125
22	RAJASTHAN	8,200	3,007	5,052	168
23	SIKKIM	280	103	172	167
24	TAMIL NADU	938	344	304	88
25	TRIPURA	750	275	20	7
26	UTTARAKHAND	750	275	346	126
27	UTTAR PRADESH	7,610	2,790	2,680	96
28	WEST BENGAL	2,060	755	434	57
Grand Total		64,440	23,627	25,742	109

Very Good:(90% or above of targets)

ANDHRA PRADESH, ARUNACHAL PRADESH, ASSAM, BIHAR, CHHATISGARH, GUJARAT, HARYANA, JHARKHAND, KARNATAKA, MIZORAM, PUNJAB, RAJASTHAN, SIKKIM, UTTARAKHAND, UTTAR PRADESH

Good:(Between 80% to 90% targets)

MAHARASHTRA, TAMIL NADU

Poor:(Below 80% of targets)

GOA, HIMACHAL PRADESH, JAMMU AND KASHMIR, KERALA, MADHYA PRADESH, MANIPUR, MEGHALAYA, NAGALAND, ORISSA, TRIPURA, WEST BENGAL

* Figures furnished by Ministry of Rural Development

Rajiv Gandhi Grameen Vidyutikaran Yojana

Villages electrified
% Achievement of Target
During April-October, 2008

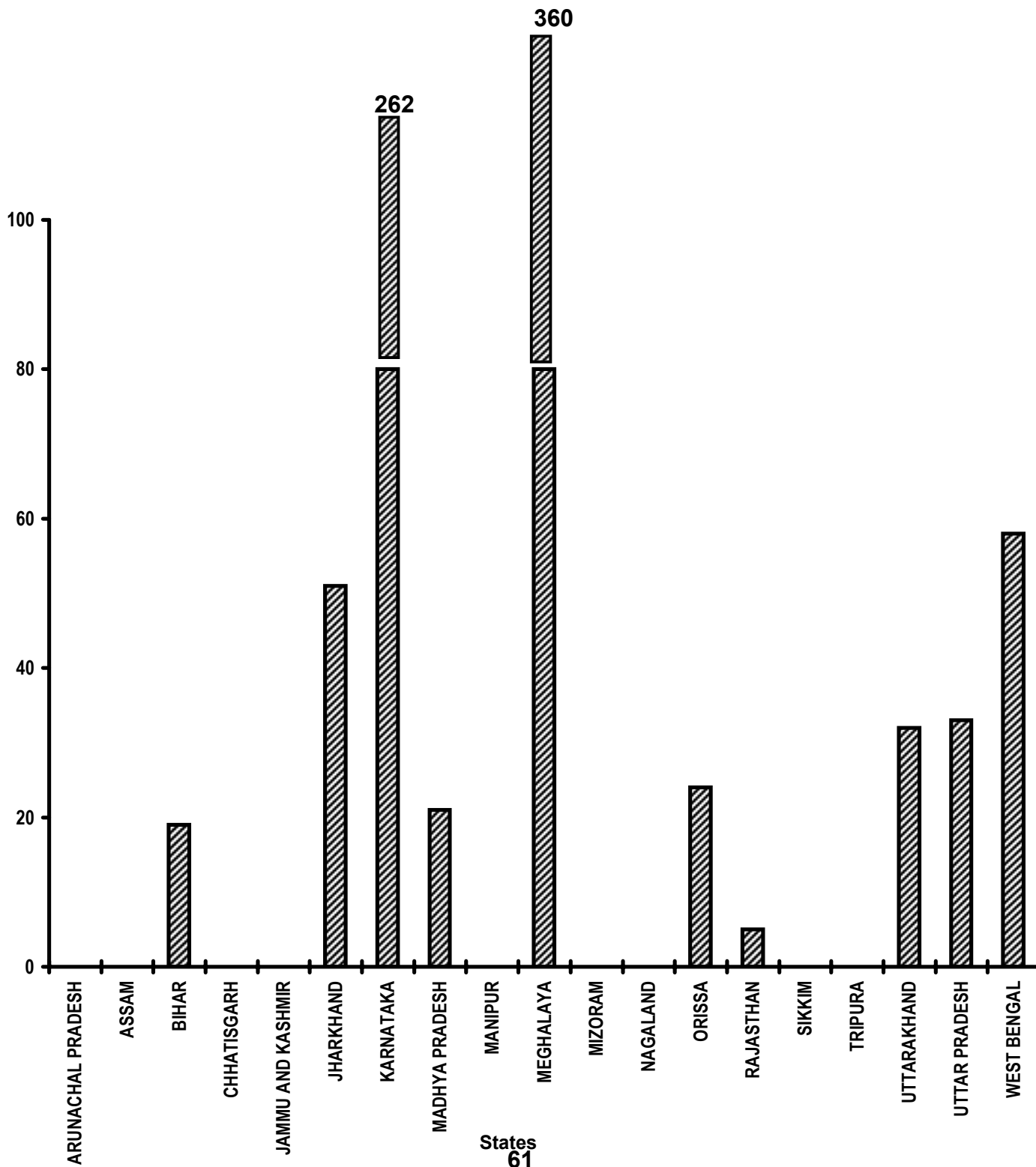


Table - 18

Rajiv Gandhi Grameen Vidyutikaran Yojana
Villages electrified
(Unit: Number)

Sl. No.	State/UT Name	Target		Achievement April,2008- October,2008	Percent Achievement April,2008- October,2008
		2008-2009	April,2008- October,2008		
(1)	(2)	(3)	(4)	(5)	(5)/(4)
1	ARUNACHAL PRADESH	20	10	0	0
2	ASSAM	780	455	0	0
3	BIHAR	5,199	3,031	570	19
4	CHHATISGARH	100	56	0	0
5	JAMMU AND KASHMIR	60	35	0	0
6	JHARKHAND	7,631	4,445	2,278	51
7	KARNATAKA	34	19	50	263
8	MADHYA PRADESH	100	56	12	21
9	MANIPUR	20	10	0	0
10	MEGHALAYA	20	10	36	360
11	MIZORAM	20	10	0	0
12	NAGALAND	5	-	0	-
13	ORISSA	2,160	1,260	303	24
14	RAJASTHAN	280	161	8	5
15	SIKKIM	10	5	0	0
16	TRIPURA	20	10	0	0
17	UTTARAKHAND	198	112	36	32
18	UTTAR PRADESH	1,600	931	311	33
19	WEST BENGAL	743	433	250	58
<i>Grand Total</i>		19,000	11,049	3,854	35

Very Good:(90% or above of targets)

KARNATAKA, MEGHALAYA

Poor:(Below 80% of targets)

ARUNACHAL PRADESH, ASSAM, BIHAR, CHHATISGARH, JAMMU AND KASHMIR, JHARKHAND, MADHYA PRADESH, MANIPUR, MIZORAM, ORISSA, RAJASTHAN, SIKKIM, TRIPURA, UTTARAKHAND, UTTAR PRADESH, WEST BENGAL

Energising pump sets

Pumps sets energized

% Achievement of Target
During April-October, 2008

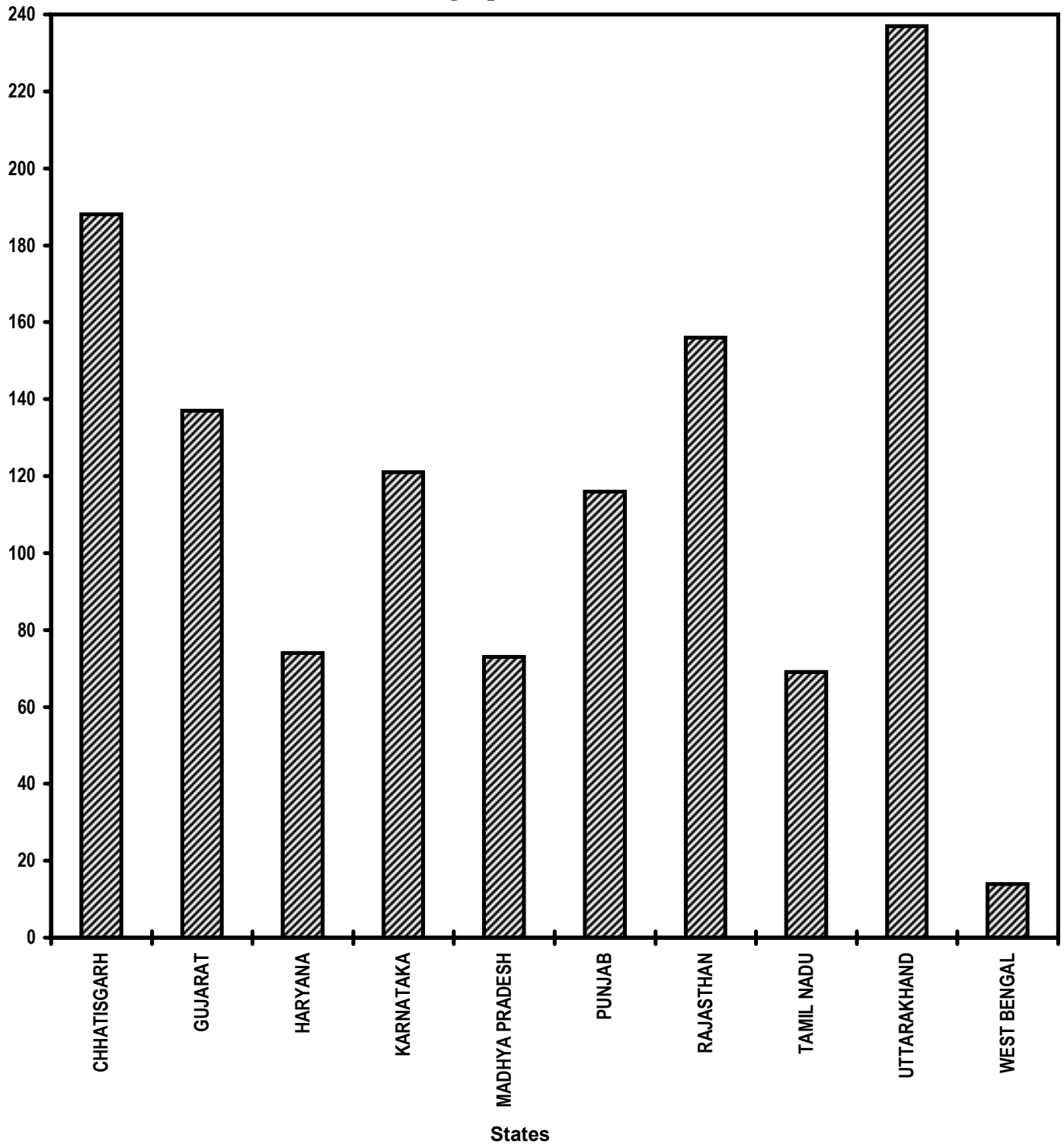


Table - 19

**Energising pump sets
Pumps sets energized
(Unit: Number)**

Sl. No.	State/UT Name	Target		Achievement April,2008- October,2008	Percent Achievement April,2008- October,2008
		2008-2009	April,2008- October,2008		
(1)	(2)	(3)	(4)	(5)	(5)/(4)
1	CHHATISGARH	10,000	5,831	10,990	188
2	GUJARAT	14,450	8,428	11,552	137
3	HARYANA	15,000	8,750	6,489	74
4	KARNATAKA	17,000	9,912	11,990	121
5	MADHYA PRADESH	7,798	4,548	3,316	73
6	PUNJAB	60,000	35,000	40,493	116
7	RAJASTHAN	45,000	26,250	40,981	156
8	TAMIL NADU	40,000	23,331	16,193	69
9	UTTARAKHAND	350	203	482	237
10	WEST BENGAL	2,037	1,187	163	14
<i>Grand Total</i>		2,11,635	1,23,440	1,42,649	116

Very Good:(90% or above of targets)

CHHATISGARH, GUJARAT, KARNATAKA, PUNJAB, RAJASTHAN, UTTARAKHAND

Poor:(Below 80% of targets)

HARYANA, MADHYA PRADESH, TAMIL NADU, WEST BENGAL

Supply of Electricity

Electricity supplied

% Achievement of Target

During April-October, 2008

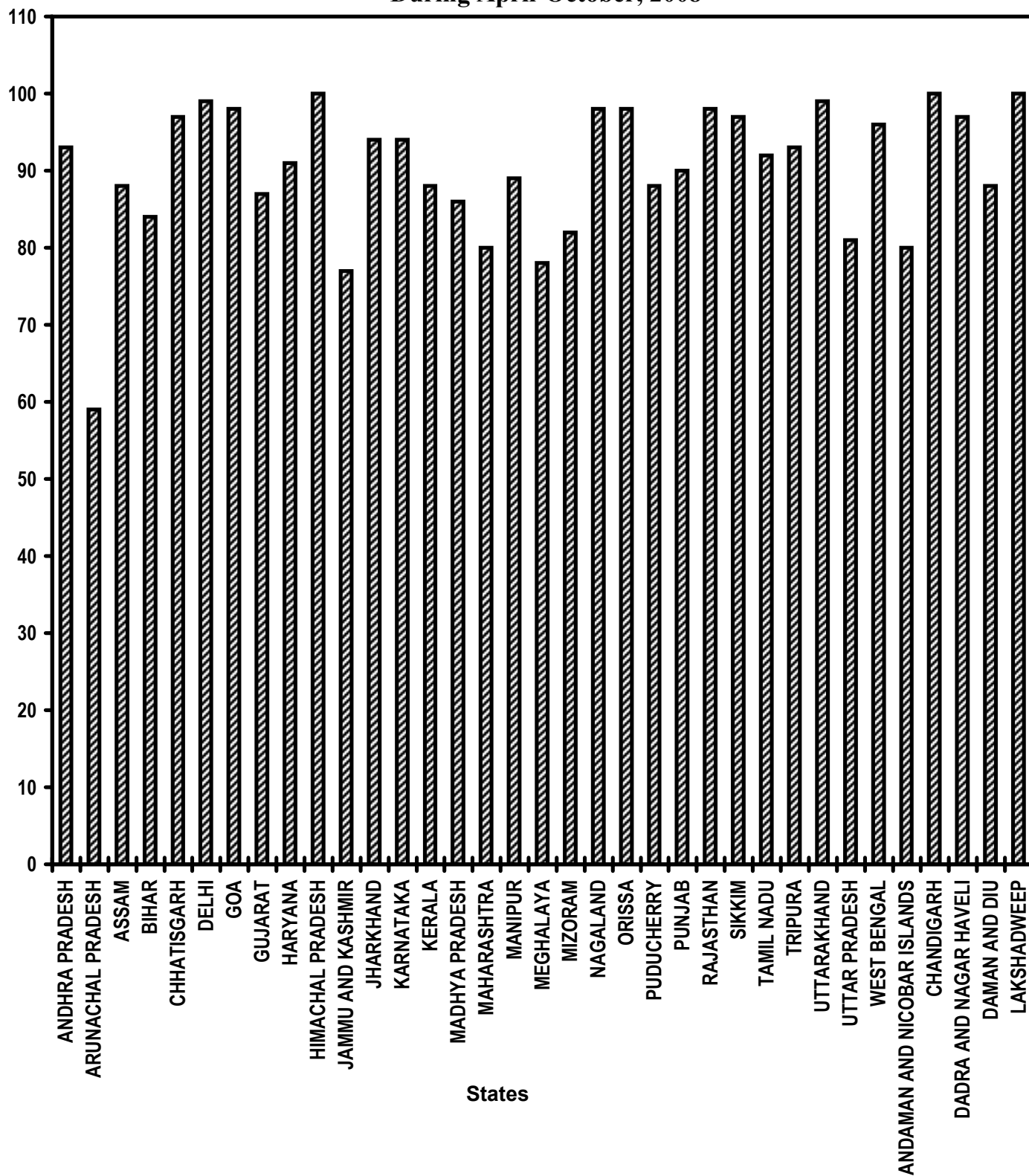


Table - 20

Supply of Electricity

Sl. No.	State/UT Name	Electricity demanded (Million Units) April,2008- October,2008	Electricity supplied (Million Units) April,2008- October,2008	Shortage observed (Million Units) April,2008- October,2008	Percentage of Electricity Supplied
(1)	(2)	(3)	(4)	(5)	(6)
1	ANDHRA PRADESH	40,878	37,936	2,942	93
2	ARUNACHAL PRADESH	282	166	116	59
3	ASSAM	3,179	2,785	394	88
4	BIHAR	6,237	5,212	1,025	84
5	CHHATISGARH	9,058	8,794	264	97
6	DELHI	14,785	14,695	90	99
7	GOA	1,619	1,592	27	98
8	GUJARAT	39,776	34,787	4,989	87
9	HARYANA	17,557	16,007	1,550	91
10	HIMACHAL PRADESH	3,603	3,594	9	100
11	JAMMU AND KASHMIR	6,115	4,683	1,432	77
12	JHARKHAND	3,039	2,848	191	94
13	KARNATAKA	23,978	22,635	1,343	94
14	KERALA	10,194	9,018	1,176	88
15	MADHYA PRADESH	21,279	18,239	3,040	86
16	MAHARASHTRA	68,710	54,929	13,781	80
17	MANIPUR	340	304	36	89
18	MEGHALAYA	1,104	863	241	78
19	MIZORAM	186	152	34	82
20	NAGALAND	234	229	5	98
21	ORISSA	11,996	11,792	204	98
22	PUDUCHERRY	1,218	1,070	148	88
23	PUNJAB	27,356	24,737	2,619	90
24	RAJASTHAN	20,415	20,102	313	98
25	SIKKIM	166	161	5	97
26	TAMIL NADU	42,689	39,426	3,263	92
27	TRIPURA	484	450	34	93
28	UTTARAKHAND	4,527	4,499	28	99
29	UTTAR PRADESH	39,614	31,922	7,692	81
30	WEST BENGAL	19,062	18,327	735	96
31	ANDAMAN AND NICOBAR ISLANDS	136	109	27	80
32	CHANDIGARH	925	925	0	100
33	DADRA AND NAGAR HAVELI	2,094	2,029	65	97
34	DAMAN AND DIU	1,048	919	129	88
35	LAKSHADWEEP	14	14	0	100
Grand Total		4,43,897	3,95,950	47,947	89

Very Good:(90% or above of targets)

ANDHRA PRADESH, CHHATISGARH, DELHI, GOA, HARYANA, HIMACHAL PRADESH, JHARKHAND, KARNATAKA, NAGALAND, ORISSA, PUNJAB, RAJASTHAN, SIKKIM, TAMIL NADU, TRIPURA, UTTARAKHAND, WEST BENGAL, CHANDIGARH, DADRA AND NAGAR HAVELI, LAKSHADWEEP

Good:(Between 80% to 90% targets)

ASSAM, BIHAR, GUJARAT, KERALA, MADHYA PRADESH, MAHARASHTRA, MANIPUR, MIZORAM, PUDUCHERRY, UTTAR PRADESH, ANDAMAN AND NICOBAR ISLANDS, DAMAN AND DIU

Poor:(Below 80% of targets)

ARUNACHAL PRADESH, JAMMU AND KASHMIR, MEGHALAYA

Swaranjayanti Gram Swarojgar Yojana

Sl. No.	State/UT Name	Individual SC Swarozgaries Assisted (Number) April,2008-October,2008	Individual ST Swarozgaries Assisted (Number) April,2008-October,2008	Individual Women Swarozgaries Assisted (Number) April,2008-October,2008	Individual Disabled Swarozgaries Assisted (Number) April,2008-October,2008
(1)	(2)	(3)	(4)	(5)	(6)
1	ANDHRA PRADESH	9,569	1,992	17,050	2,295
2	ARUNACHAL PRADESH	0	0	0	0
3	ASSAM	293	201	524	253
4	BIHAR	240	27	183	116
5	CHHATISGARH	659	1,968	526	117
6	GOA	5	2	19	1
7	GUJARAT	8,132	3,514	5,625	567
8	HARYANA	697	0	1,316	46
9	HIMACHAL PRADESH	2,628	240	2,828	45
10	JAMMU AND KASHMIR	150	110	306	1
11	JHARKHAND	3,079	4,862	4,553	518
12	KARNATAKA	11,839	3,656	30,345	533
13	KERALA	2,133	135	1,408	265
14	MADHYA PRADESH	5,636	6,021	9,293	761
15	MAHARASHTRA	1,883	926	1,735	309
16	MANIPUR	0	0	0	0
17	MEGHALAYA	36	680	395	0
18	MIZORAM	0	0	0	0
19	NAGALAND	0	245	145	3
20	ORISSA	1,116	2,338	5,508	111
21	PUDUCHERRY	0	0	0	0
22	PUNJAB	835	0	319	20
23	RAJASTHAN	1,534	851	2,225	60
24	SIKKIM	71	576	726	46
25	TAMIL NADU	760	37	712	1,512
26	TRIPURA	0	0	0	0
27	UTTARAKHAND	1,287	51	646	0
28	UTTAR PRADESH	69,646	1,008	51,326	1,631
29	WEST BENGAL	5,877	708	14,196	23
30	ANDAMAN AND NICOBAR ISLANDS	0	6	0	0
31	DADRA AND NAGAR HAVELI	0	23	1	0
32	DAMAN AND DIU	0	0	0	0
33	LAKSHADWEEP	0	0	4	0
Grand Total		1,28,105	30,177	1,51,914	9,233

Distribution of waste land to the landless

Sl. No.	State/UT Name	Land Distributed to SC	Land Distributed to ST	Land Distributed to Others
		(Hectare)	(Hectare)	(Hectare)
(1)	(2)	April,2008-October,2008	April,2008-October,2008	April,2008-October,2008
(1)	(2)	(3)	(4)	(5)
1	ANDHRA PRADESH	62	3	80
2	ARUNACHAL PRADESH	0	0	0
3	ASSAM	0	0	0
4	BIHAR	3	3	22
5	CHHATISGARH	4,197	11,761	8,610
6	DELHI	0	0	0
7	GOA	0	0	0
8	GUJARAT	427	16	330
9	HARYANA	0	0	0
10	JAMMU AND KASHMIR	0	0	0
11	JHARKHAND	58	553	181
12	KARNATAKA	0	0	0
13	KERALA	0	0	0
14	MADHYA PRADESH	17,754	20,775	14,804
15	MAHARASHTRA	0	0	0
16	MANIPUR	0	0	0
17	MEGHALAYA	0	0	0
18	MIZORAM	0	0	0
19	NAGALAND	0	0	0
20	ORISSA	120	264	296
21	PUDUCHERRY	0	0	0
22	PUNJAB	0	0	0
23	RAJASTHAN	0	0	0
24	SIKKIM	0	0	0
25	TAMIL NADU	89,919	64,075	1,16,833
26	TRIPURA	0	0	0
27	UTTARAKHAND	0	0	0
28	UTTAR PRADESH	2,227	45	1,333
29	WEST BENGAL	0	0	0
30	ANDAMAN AND NICOBAR ISLANDS	0	0	0
31	CHANDIGARH	0	0	0
32	DADRA AND NAGAR HAVELI	0	0	0
33	DAMAN AND DIU	0	0	0
34	LAKSHADWEEP	0	0	0
Grand Total		1,14,767	97,495	1,42,489

LIST OF ITEMS COVERED UNDER (TPP) - 2006

Point No.	Item No.	Name of the Points/Items
I.		Garibi Hatao [Poverty Eradication]
		Rural Areas
	1.	Employment generation under the National Rural Employment Guarantee Act
	2.	Swaranjayanti Gram Swarojgar Yojana
	3.	Rural Business Hubs in Partnership with Panchayats
	4.	Self help Groups
		Urban Areas
	5.	Swaranjayanti Shehari Rojgar Yojana
II.		Jan Shakti (Power to People)
	6.	Local Self Government (Panchayati Raj and Urban Local Bodies) - Activity Mapping for devolution of functions - Budget Flow of Funds - Assignment of Functionaries
	7.	Quick and Inexpensive Justice – Gram Nyayalayas and Nyaya Panchayats.
	8.	District Planning Committees.
III.		Kisan Mitra [Support to Farmers]
	9.	Water shed development
	10.	Marketing and infrastructural support to farmers
	11.	Irrigation facilities (including minor and micro irrigation) for agriculture
	12.	Credit to farmers
	13.	Distribution of waste land to the landless
IV.		Shramik Kalyan [Labour Welfare]
	14.	Social Security for Agricultural and Unorganised Labour
	15.	Minimum Wages Enforcement (including Farm Labour)
	16.	Prevention of Child Labour
	17.	Welfare of Women Labour
V.		Khadya Suraksha [Food Security]
	18.	Food security: (i) Targeted Public Distribution system, (ii) Antodaya Anna Yojana, (iii) Establishing Grain banks in chronically food scarcity areas
VI.		Subke Liye Aawas [Housing for All]
	19	Rural Housing - Indira Awaas Yojana
	20.	EWS/LIG Houses in Urban Areas

Contd.....

Point No.	Item No.	Name of the Points/Items
VII.		Shudh Peya Jal [Clean Drinking Water]
	21.	Rural Areas. - Accelerated Rural Water Supply Programme
	22.	Urban Areas: - Accelerated Urban Water Supply Programme
VIII.		Jan Jan Ka Swasthya [Health for All]
	23.	Control and prevention of major diseases: (a) HIV/AIDS (b) TB (c) Malaria (d) Leprosy (e) Blindness
	24.	National Rural Health Mission
	25.	Immunisation of Children
	26.	Sanitation Programme in - Rural Areas - Urban areas
	27.	Institutional Delivery
	28.	Prevention of Female Foeticide
	29.	Supplementary nutrition for Mothers and Children
	30.	Two Child norms
IX.		Sabke Liye Shiksha [Education for All]
	31.	Sarv Shiksha Abhiyan
	32.	Mid Day Meal Scheme - Compulsory Elementary Education
X.		Anusuchit Jaati, Jan Jaati, Alp-sankhyak evam Anya Pichhra Varg Kalyan [Welfare of Scheduled Castes, Scheduled Tribes, Minorities and OBCs]
	33.	SC Families Assisted
	34.	Rehabilitation of Scavengers
	35.	ST Families Assisted
	36.	Rights of Forest dwellers – Owners of minor forest produce
	37.	Primitive Tribal Groups
	38.	No alienation of Tribal lands
	39.	Implementation of Panchayats (Extension to Scheduled Areas) Act [PESA]
	40.	Welfare of Minorities
	41.	Professional education among all minority communities
	42.	Reservation of OBCs in - Education - Employment
XI.		Mahila Kalyan [Women Welfare]
	43.	Financial Assistance for Women Welfare
	44.	Improved participation of women in (a) Panchayats (b) Municipalities (c) State Legislatures (d) Parliament

Contd.....

Point No.	Item No.	Name of the Points/Items
XII.		Bal Kalyan (Child Welfare)
	45.	Universalisation of ICDS Scheme
	46.	Functional Anganwadis
XIII.		Yuva Vikas [Youth Development]
	47.	Sports for all in Rural and Urban areas
	48.	Rashtriya Sadbhavana Yojana
	49.	National Service Scheme
XIV.		Basti Sudhar [Improvement of Slums]
	50.	Number of Urban poor families assisted under seven point charter viz. land tenure, housing at affordable cost, water, sanitation, health, education, and social security.
XV.		Paryavaran Sanrakshan evam Van Vridhi [Environment Protection and Afforestation]
	51.	Afforestation (a) Area Covered under Plantation on - Public and Forest Lands (b) Number of Seedlings planted on -Public and Forest Lands
	52.	Prevention of pollution of Rivers and water bodies
	53.	Solid and liquid waste management in - Rural Areas - Urban Areas
XVI.		Samajik Suraksha [Social Security]
	54.	Rehabilitation of handicapped and orphans.
	55.	Welfare of the aged
XVII.		Grameen Sadak [Rural Roads]
	56.	Rural Roads - PMGSY
XVIII.		Grameen Oorja [Energization of Rural Area]
	57.	Bio-diesel Production
	58.	Rajiv Gandhi Grameen Vidyutikaran Yojana
	59.	Renewable Energy
	60.	Energising Pump sets
	61.	Supply of Electricity
	62.	Supply of Kerosene and LPG
XIX.		Pichhara Kshetra Vikas [Development of Backward Areas]
	63.	Backward Regions Grants Fund
XX.		e- Shasan [IT enabled e-Governance]
	64.	Central and State Governments
	65.	Panchayats and Municipalities

ABBREVIATIONS USED

AAY	Antodaya Anna Yojana
ARWSP	Accelerated Rural Water Supply Programme
DDRS	Deen Dayal Rehabilitation Scheme
EWS	Economically Weaker Section
IAY	Indira Awaas Yojana
ICDS	Integrated Child Development Scheme
LIG	Low Income Group
MWE	Minimum Wages Enforcement
NC	Not Covered
NREGS	National Rural Employment Guarantee Scheme
PC	Partially Covered
PMGSY	Prime Minister Grameen Sadak Yojana
SC	Scheduled Caste
RGGVY	Rajiv Gandhi Grameen Vidyutikaran Yojana
SGRY	Sampoorna Grameen Rojgar yojana
SGSY	Swaranjayanati Gram Swarojgar Yojana
SHG	Self Help Groups
ST	Scheduled Tribe
TPDS	Targeted Public Distribution system