

TWENTY POINT PROGRAMME-2006
PROGRESS REPORT
FOR
APRIL- NOVEMBER, 2008



GOVERNMENT OF INDIA
MINISTRY OF STATISTICS AND PROGRAMME IMPLEMENTATION
SARDAR PATEL BHAWAN, SANSAD MARG,
NEW DELHI-110 001

Website: www.mospi.gov.in

CONTENTS

	Page No.
I. Introduction	i
II. List of Twenty Points	ii
III. List of Monthly Monitored Items	iii
IV. List of items identified tentatively for ranking	iv
V. Status of receipt of targets for Monthly Monitored items	v
VI. List of items under TPP-2006 yet to be operationalised	viii

PART-I Overall Performance Analysis

VII. Progress Report	1
VIII. Highlights	2
Table - A - All India Performance	6
Table- B - State Wise Performance	7
Table- C - State Wise and Item Wise Performance	12
Table- D – Score Card and Ranking of States	21

PART- II Performance Tables

Table No.	Description of Item	
1	Employment Generation - NREG Scheme	24
2	Swaranjayanti Gram Swarojgar Yojana (SGSY)	25
3(A)	SHGs Formed under SGSY	27
3(B)	SHGs to whom income generating activities provided	28
4	Distribution of waste land to the landless	30
5(A)	Minimum Wages Enforcement (Including Farm Labour)	31
	(i) Inspections made (ii) Irregularities detected (iii) Irregularities rectified	
5(B)	Minimum Wages Enforcement (Including Farm Labour)	32
	(i) Claims filed (ii) Claims settled	
5(c)	Minimum Wages Enforcement (Including Farm Labour)	33
	(i) Prosecution cases pending (ii) Prosecution cases filed (iii) Prosecution cases decided	
6(A)	Targeted Public Distribution System	34
6(B)	Antodaya Anna Yojana	36
7	Rural Housing - Indira Awaas Yojana	38
8	EWS/LIG Houses in Urban Areas	40

Contd...

Table No.	Description of Item	Page No.
9(A)	Rural Areas - ARWSP Habitations (NC/PC) covered	42
9(B)	Slipped back habitations and habitations with water quality problem addressed	44
10	Sanitation Programme in Rural Areas	46
11	Institutional Delivery	47
12	SC Families Assisted	48
13	Universalization of ICDS Scheme	50
14	Functional Anganwadis	52
15	No. of Urban poor families assisted under Seven Point Charter	54
16(A)	Afforestation- Area Covered under Plantation- (Public and Forest Lands)	55
16(B)	Afforestation- Seedlings Planted – (Public and Forest Lands)	57
17	Rural Roads – PMGSY	59
18	Rajiv Gandhi Grameen Vidyutikaran Yojana -RGGVY	61
19	Energising pump sets	63
20	Supply of Electricity	65
	Annexures	
o	SC, ST, Women and Disabled Swarozgaries Assisted under SGSY	Annexure -I
o	Waste land distributed to SC, ST and Others	Annexure –II
o	List of 65 items to be monitored under TPP-2006	Annexure – III
o	Abbreviations used	Annexure – IV

Twenty Point Programme – 2006

An Introduction

The Twenty Point Programme (TPP) was launched by the Government of India in the year 1975 and restructured in 1982, 1986 and again in 2006. The restructured programme, known as Twenty Point Programme (TPP) – 2006, became operational with effect from 1st April, 2007. The Programme is meant to give a thrust to schemes relating to poverty alleviation, employment generation in rural areas, housing, education, family welfare & health, protection of environment and many other schemes having a bearing on the quality of life, especially in the rural areas.

2. The programmes and schemes under the TPP-2006 are in harmony with the priorities contained in the National Common Minimum Programme (NCMP), the Millennium Development Goals (MDGs) of the United Nations and SAARC Social Charter. The original nomenclature, namely the Twenty Point Programme, which has been in existence for more than three decades and carries the stamp of familiarity among the people and administrative agencies, has been retained.

3. Twenty Point Programme (TPP) – 2006 originally consisted of 20 Points and 66 items being monitored individually by Central Nodal Ministries concerned. During 2007-08, of the 66 items, 22 items were monitored on monthly basis. The monthly information in respect of these items is being collected from various States/Union Territories and the Central Nodal Ministries. Remaining items under TPP-2006, are being monitored on annual basis as the information in respect of these items will be made available on annual basis by the concerned Ministries.

4. One of the 66 items viz. “Sampoorna Grameen Rojgar Yojana (SGRY)” has since been subsumed into another item namely “National Rural Employment Guarantee Act” with effect from 1st April, 2008, therefore, SGRY has been dropped from the list of 66 items during 2008-09 under TPP-2006. Thus out of 65 items, 20 items shall be monitored on monthly basis for the period 2008-09. Out of 20 monthly monitored items, the performance in respect of 16 items shall be provided by the States/ UTs and in respect of 4 items by the concerned Nodal Ministries. For the purpose of ranking, the performance of States on monthly basis in respect of 18 tentatively identified parameters have been evaluated. The list of 65 items is enclosed at Annexure- III.

5. Some of the schemes/ programmes are yet to be operationalised by the Central Nodal Ministries concerned. These items will be monitored only after the schemes concerning them come into existence and their frequency of monitoring will be decided later. The details of such items are available on page No. (viii) of the report.

6. The monitoring mechanism for TPP-2006 has been widened by including block level monitoring in addition to District, State and Central level monitoring. Most of the States/Union Territories have constituted the block, district and state level monitoring committees. At the Centre, the progress of individual items is monitored and reviewed by the Departments/Ministries concerned. The Ministry of Statistics & Programme Implementation (MOSPI) monitors the Programme in totality. The Monitoring Guidelines of TPP-2006 issued to States/UTs are also available on the website of the Ministry (www.mospi.gov.in).

Twenty Point Programme – 2006

Twenty Points

1. Garibi Hatao [Poverty Eradication]
2. Jan Shakti (Power to People)
3. Kisan Mitra [Support to Farmers]
4. Shramik Kalyan [Labour Welfare]
5. Khadya Suraksha [Food Security]
6. Subke Liye Aawas [Housing for All]
7. Shudh Peya Jal [Clean Drinking Water]
8. Jan Jan Ka Swasthya [Health for All]
9. Sabke Liye Shiksha [Education for All]
10. Anusuchit Jaati, Jan Jaati, Alp-sankhyak evam
Anya Pichhra Varg Kalyan [Welfare of Scheduled Castes,
Scheduled Tribes, Minorities and OBCs]
11. Mahila Kalyan [Women Welfare]
12. Bal Kalyan [Child Welfare]
13. Yuva Vikas [Youth Development]
14. Basti Sudhar [Improvement of Slums]
15. Paryavaran Sanrakshan evam Van Vridhi
[Environment Protection and Afforestation]
16. Samajik Suraksha [Social Security]
17. Grameen Sadak [Rural Roads]
18. Grameen Oorja [Energization of Rural Area]
19. Pichhara Kshetra Vikas [Development of Backward Areas]
20. e- Shasan [IT enabled e-Governance]

Twenty Point Programme – 2006

Monthly Monitored Items

1. Employment generation under the National Rural Employment Guarantee Scheme
2. Swaranjayanti Gram Swarojgar Yojana
3. Self help Groups
4. Distribution of Waste land to landless
5. Minimum Wages Enforcement (Including Farm Labour)
6. **Food Security:**
 - (i) Targeted Public Distribution system,
 - (ii) Antodaya Anna Yojana,
7. Rural Housing - Indira Awaas Yojana
8. EWS/LIG Houses in Urban Areas
9. **Rural Areas-** Accelerated Rural Water Supply Programme(ARWSP)
 - (i) Habitations covered (NC &PC)
 - (ii) Slipped back habitations and habitations with water quality problems addressed
10. Sanitation Programme in Rural Areas
11. Institutional Delivery
12. SC Families Assisted
13. Universalisation of ICDS Scheme
14. Functional Anganwadis
15. Number of Urban poor families assisted under seven point charter viz. land tenure, housing at affordable cost, water, sanitation, health, education, and social security.
16. **Afforestation:**
 - (a) Area Covered under Plantation on - Public and Forest Lands
 - (b) Number of Seedlings planted on -Public and Forest Lands
17. Rural Roads - PMGSY
18. Rajiv Gandhi Grameen Vidyutikaran Yojana - RGGVY
19. Energising Pump sets
20. Supply of Electricity

Twenty Point Programme – 2006

Items tentatively identified for ranking

For the purpose of ranking the performance of States under TPP-2006 on monthly basis, the following 15 items & 18 Parameters have been tentatively identified.

Items	Parameters	Description of Item
1	1	Individual Swarozgaries Assisted under SGSY
2	2	SHGs to whom income generating activities provided
3	-	Food security:
	3	(i) Targeted Public Distribution System,
	4	(ii) Antodaya Anna Yojana
4	5	Rural Housing - Indira Awaas Yojana (IAY)
5	6	EWS/LIG Houses in Urban Areas
6	-	Rural Areas:
	7	(i) Accelerated Rural Water Supply Programme-Habitation covered (NC &PC)
	8	(ii) Slipped back habitations and habitation with water quality problems addressed -ARWSP
7	9	SC Family Assisted
8	10	Universalisation of ICDS Scheme
9	11	Functional Anganwadis
10.	12	Number of Urban poor families assisted under seven point charter viz. land tenure, housing at affordable cost, water, sanitation, health, education, and social security.
11	-	Afforestation:
	13	(i) Area Covered under Plantation on - Public and Forest Lands
	14	(ii) Number of Seedlings planted on -Public and Forest Lands
12	15	Rural Roads – PMGSY
13	16	Rajiv Gandhi Grameen Vidyutikaran Yojana –RGGVY
14	17	Energising Pump sets
15	18	Supply of Electricity

Status of receipt of targets for Monthly Monitored items under TPP-2006

[Sl. No.	Name of the item	Parameters/ indicators	Whether targetable / non targetable	Whether targets have been received	Nodal Ministry
1	Employment generation under the National Rural Employment Guarantee Scheme	(i) No. of job card issued (ii) Employment generated (iii) Wages given	Non targetable	-	Ministry of Rural Development
2	Swaranjayanti Gram Swarajgar Yojana	Individual Swarozgaries Assisted (i) Total (ii) SC (iii) ST (iv) Women (v) Disabled person	Targetable	Yes	-do-
3	Self help Groups	SHGs under SGSY - SHGs formed - SHGs to whom income generating activities provided	Non targetable Targetable	- Yes	-do- -do-
4	Distribution of waste land to the landless	Waste Land distributed (i) Total (ii) SC (iii)ST (iv) Others	Non targetable	-	-do-
5	Rural Housing - Indira Awaas Yojana (IAY)	Houses sanctioned	Targetable	Yes	-do-
6	Rural Areas - Accelerated Rural Water Supply Programme -(ARWSP)	(i) Habitations covered (NC/PC) (ii) Slipped back Habitations and Habitations with water quality problem addressed	Targetable Targetable	Yes + Yes	-do- -do-

Sl. No.	Name of the item	Parameters/ indicators	Whether targetable / non targetable	Whether targets have been received	Nodal Ministry
7	Sanitation Programme in Rural Areas	Individual Household latrines constructed	Non targetable	-	-do-
8	Rural Roads – PMGSY	Length of Road Constructed	Targetable	Yes	-do-
9.	Minimum Wages Enforcement (including Farm Labour)	(a) <i>Agriculture and Farm workers</i> (i) Inspections made (ii) Irregularities detected (iii) Irregularities rectified (iv) Claims filed (v) claims settled (vi) Prosecution cases pending (vii) Prosecution cases filed (viii) Prosecution cases decided (b) <i>others</i>	Non - targetable	-	Ministry of Labour & Employment
10.	Food security: (i) Targeted Public Distribution system (ii) Antodaya Anna Yojana	Allocation of Food Grains to States/UTs	Targetable	Yes	Ministry of Consumer Affairs, Food & Public Distribution -do-
		Allocation of Food Grains to States/UTs	-do-	Yes	
11.	Institutional Delivery	Delivery in Institutions	Non targetable	-	-do-
12.	SC Families Assisted	SC Families Assisted	Targetable	No	M/o Social Justice and Empowerment
13.	Universalisation of ICDS Scheme	ICDS Blocks Operational (Cumulative)	Targetable	Yes	Ministry of Women and Child Development
14.	Functional Anganwadis	Anganwadis Functional (cumulative)	Targetable	Yes	-do-

Sl. No.	Name of the item	Parameters/ indicators	Whether targetable / non targetable	Whether targets have been received	Nodal Ministry
15.	EWS/LIG Houses in Urban Areas	Houses Constructed	Targetable	Yes	M/o Housing and Urban Poverty Alleviation
16.	Number of Urban poor families assisted under seven point charter viz. land tenure, housing at affordable cost, water, sanitation, health, education, and social security.	Poor Families Assisted	Targetable	Yes (Targets received in respect of only eight States)	-do-
17.	Afforestation: (a) Area Covered under Plantation on - Public and Forest Lands (b) Number of Seedlings planted on -Public and Forest Lands	(a) Area Covered under Plantation on - Public and Forest Lands (b) Number of Seedlings planted on -Public and Forest Lands	Targetable Targetable	Yes Yes	Ministry of Environment and Forest -do-
18.	Rajiv Gandhi Grameen Vidyutikaran Yojana (RGGVY)	Villages electrified	Targetable	Yes	Ministry of Power
19.	Energising Pump sets	Pumpsets Energised	Targetable	Yes	-do-
20	Supply of Electricity	Electricity demanded	Targetable	Yes	-do-

List of items where the concerned schemes are yet to be operationalised

- (i) **Quick and inexpensive justice–Gram Nyayalayas and Nyaya Panchayats:** Ministry of Panchayati Raj is consulting Central Ministries and States/UT Governments regarding draft bill on Nyaya Panchayats.
- (ii) **Social Security for Agricultural and Unorganised Labour:** To provide Social Security to workers in the unorganized sector, including agricultural labour, the Unorganised Sector Workers’ Social Security Bill, 2007, was introduced in the Rajya Sabha on 10.9.07 and is being examined by the Parliamentary Standing Committee on Labour.

List of items which have been operationalised subsequently: During operationalisation of TPP-2006 in the year 2007-08, following six items have been operationalised.

- (1) **Rural Business Hubs in Partnership with Panchayats:** Rural Business Hubs as a Centrally Sponsored Scheme has been approved during August-2007. The parameter/ indicator to be monitored on annual basis is the “number of MOUs signed under various schemes”.
- (2) **Rehabilitation of Scavengers:** The Self Employment Scheme for “Rehabilitation of Manual Scavengers” (SRMS) has become operational w.e.f. 9th January, 2007. The parameter/ indicator to be monitored on annual basis is the “number of manual scavengers and their dependents assisted for rehabilitation”.
- (3) **Rights of Forest dwellers – Owners of minor forest produce:** The Bill concerning “Rights of Forest Dwellers” - Owners of minor forest produce has been passed. The information on indicators/ parameters to be monitored and frequency of monitoring is awaited from Ministry of Tribal Affairs.
- (4) **Reservation of OBCs in Education:** The petition on implementation of reservation in admission in respect of persons belonging to OBCs, which had been stayed by the Hon’ble Supreme Court of India, has been disposed of in April, 2008. The parameter to be monitored is “Percentage of reservation achieved against 27% reservation for OBCs in different Central Educational Institutions.”
- (5) **Sports for all in Rural and Urban Areas:** The scheme titled “Panchayat Yuva Krida Aur Khel Abhiyan (PYKKA)” for the development of sports infrastructure in rural areas has been implemented and the status of implementation of the scheme shall be monitored on annual basis. The scheme titled “Nagar Palika Yuva Krida Aur Khel Abhiyan” for the development of sports infrastructure in urban areas is yet to be approved.
- (6) **IT enabled e-Governance for Panchayats and Municipalities:** Mission Mode Projects of Panchayats and Municipalities have been initiated in certain States. The status of implementation of these projects shall be monitored on annual basis.

Item Merged

Dry Land Farming: Consequent to the decision of Ministry of Finance and Planning Commission on the EFC of “Enhancing Sustainability of Dry Land Farming System” for XI Five Year Plan, Dry Land Farming has been merged with new initiatives of the Department-‘Rainfed Area Development Programme’. As of now, there is no separate scheme on Dryland Farming.

PART - I

TWENTY POINT PROGRAMME - 2006

OVERALL PERFORMANCE ANALYSIS

Twenty Point Programme-2006

Progress Report – (April-November, 2008)

This monthly progress report of Twenty Point Programme-2006 consists of two parts: **Part-I** contains an analysis of the overall performance, whereas **Part-II** deals with item-wise performance.

2. The report is compiled on the basis of data received from the Central Nodal Ministries and State Governments/UT Administrations. The data is received either through web enabled software developed by National Informatics Centre (NIC) Cell in this Ministry or through Fax/e-mail/post. The processing of data has been done in association with NIC Cell.

3. The analysis for the period of **April-November, 2008** shows that the performance under *ten* items has been **‘Very Good’** (90% or above the targets). These items are:

- (i) Individual Swarozgaries Assisted-SGSY
- (ii) SHGs Provided Income Generating Activities
- (iii) Seedlings Planted (Public and Forest Lands)
- (iv) Area Covered under Plantation (Public and Forest Lands)
- (v) Pumpsets Energised
- (vi) ICDS Blocks Operational (Cum.)
- (vii) Road Constructed-PMGSY
- (viii) Houses Constructed – IAY
- (ix) Anganwadis Functional (Cum.)
- (x) Food Security: (Antodaya Anna Yojana)

4. The performance of *three* items has been **‘Good’** (80% to 90% of target). These items are:

- (i) Supply of Electricity
- (ii) Food Security: (Targeted Public Distribution System)
- (iii) SC Families Assisted

5. The performance of *five* items has been **‘Poor’** (below 80% of target). These items are:

- (i) Habitations covered (NC and PC)- ARWSP
- (ii) Slipped back habitations and habitations with water quality problems addressed– ARWSP
- (iii) Village Electrified-RGGVY
- (iv) Urban Poor Families Assisted under Seven Point Charter
- (v) Houses constructed – EWS/LIG

6. Some of items under TPP-2006 like “*National Rural Employment Guarantee Act-NREGA*”, “*Self help Groups formed under SGSY*”, “*Sanitation Programme in Rural Areas*” and “*Institutional Delivery*” being demand driven are being monitored without target. The item “*Sapoorna Gramin Rojgar Yojana (SGRY)*” has been merged with NREGA with effect from 1st April, 2008. The items - “*Distribution of Wasteland to the landless*” & Minimum Wages Enforcement (including Farm Labour) will be monitored without any target as the concerned Nodal Ministries are unable to provide the target. These items shall not be considered for the purpose of ranking. The frequency of the item “*ST Families Assisted*” has been changed with the concurrence of Ministry of Tribal Affairs from monthly to annual as monitoring on monthly basis is not feasible. The items where quarterly/ annual targets have been provided by the Ministries concerned, monthly targets have been worked out on prorata basis.

7. MPR has not been received from the State/UT of Tripura and Lakshadweep till the finalization of this report. Therefore, the performance of these States has not been included.

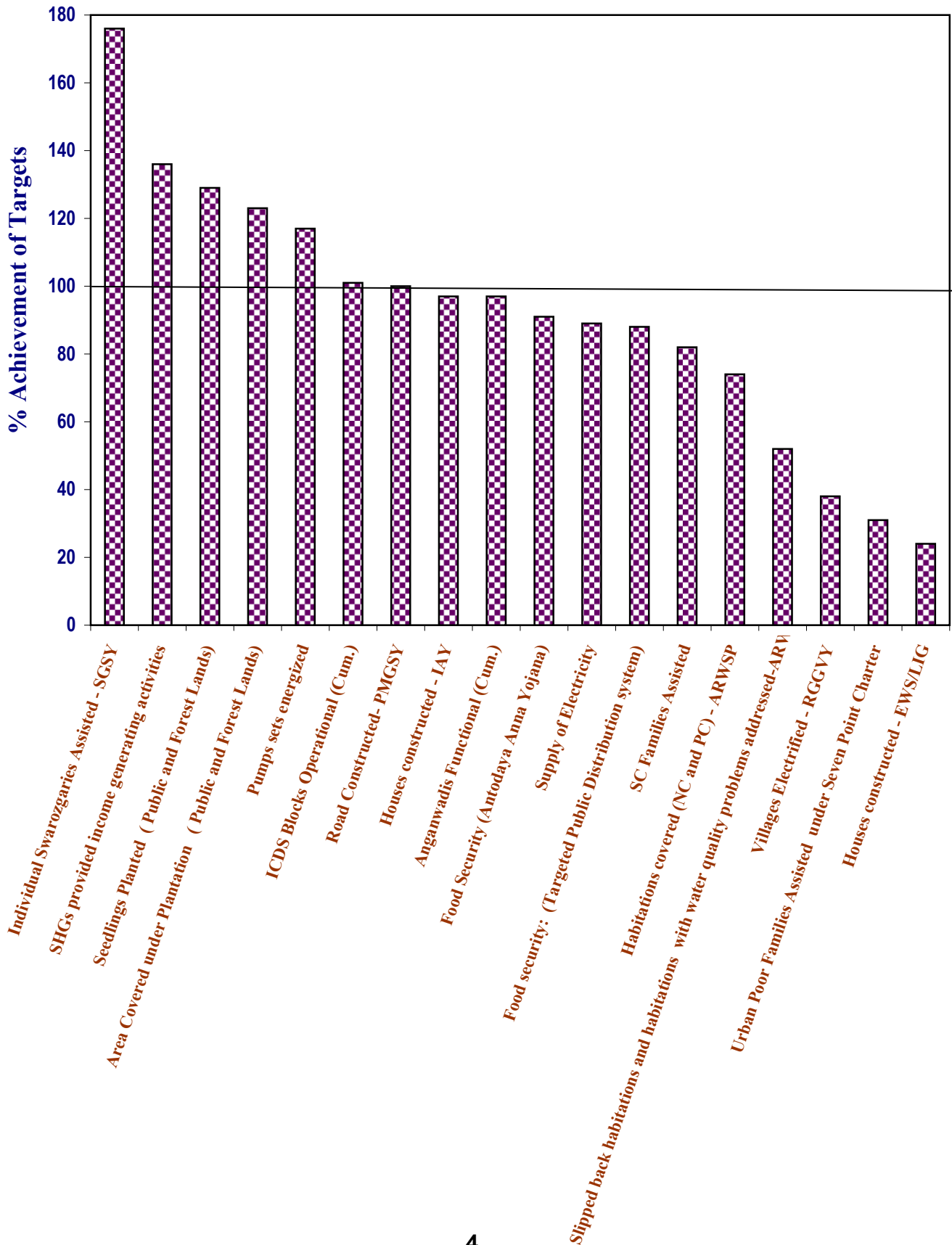
HIGHLIGHTS

Sl. No.	Item	Achievement for April-November, 2008
Employment Generated under NREGS.		
1	No.of Job cards issued	6.51 crore
2	Employment generated	133.98 crore mandays
3	Wages given	Rs. 10965.21 crore
Swaranjayanti Gram Swarojgar Yojana		
4	No. of Individual Swarozgaries Assisted	3,68,829
Self help Groups		
5	No.of SHGs formed	2,96,656
6	No.of SHGs to whom income generating activities provided	1,03,268
Distribution of waste land to the landless		
7	Land distributed	97,631 hectare
Minimum Wages Enforcement (Including Farm Labour)		
8	No.of Inspections made	1,70,624
9	No.of Irregularities detected	37,389
10	No.of Irregularities rectified	37,798
11	No.of Claims filed	4,510
12	No.of Claims settled	4,710
13	No.of Prosecution cases Pending	11,430
14	No.of Prosecution cases filed	82
15	No.of Prosecution cases decided	186
Food Security: (i) TPDS (ii) AAY		
16	Food Security: Targeted Public Distribution System (TPDS)	219.88 lakh tones
17	Food Security: Antodaya Anna Yojana (AAY)	61.78 lakh tones
Rural Housing- Indira Awaas Yojana		
18	No.of Houses constructed	9,63,747
EWS/LIG Houses in Urban Areas		
19	No. of Houses constructed	18,802

Contd.....

Sl. No.	Item	Achievement for April-November, 2008
Rural Areas. - Accelerated Rural Water Supply Programme		
20	Habitations covered (NC and PC)	6,173
21	Slipped back habitations and habitations with water quality problems addressed	52,974
Sanitation Programme in Rural Areas		
22	No.of Individual household latrines constructed	66.97 lakh
Institutional Delivery		
23	No.of Deliveries in Institutions	91.36 lakh
SC Families Assisted		
24	No.of SC Families Assisted	26.01 lakh
Universalisation of ICDS Schemes		
25	No. of ICDS Blocks Operational (Cum.)	6,337
Functional Anganwadis		
26	No.of Anganwadis Functional (Cum.)	10.22 lakh
Number of Urban poor families assisted under seven point charter viz. land tenure, housing at affordable cost, water, sanitation, health, education, and social security.		
27	No. of Poor Families Assisted	17,726
Afforestation:		
(i) Area Covered under Plantation (Public&Forest Lands)		
(ii) Seedlings planted (Public and Forest Lands)		
28	Area Covered under Plantation (Public and Forest Lands)	14.50 lakh hectares
29	No. of Seedlings planted (Public and Forest Lands)	99.23 crore
Rural Road- PMGSY		
30	Length of Road Constructed	27,794 Kms
Rajiv Gandhi Grameen Vidyutikaran Yojana		
31	No.of Villages Electrified	4,741
Energized Pumps sets		
32	No.of Pumps sets energized	1,65,233
Supply of Electricity		
33	Electricity supplied	4,50,148 million units (MU)

PERFORMANCE DURING April - November, 2008



ACHIEVEMENT HIGHLIGHTS

PERFORMANCE DURING APRIL-NOVEMBER, 2008

The cumulative performance during April to November, 2008 has been "Very Good" for 10 items, "Good" for 3 items, and "Poor" for 5 items.

A. "Very Good" Performance (90% or above of targets)

<u>No.</u>	<u>Items</u>	<u>% Achievement</u>
01B01	Individual Swarozgaries Assisted - SGSY	176
01E02	SHGs provided income generating activities	136
15A02	Seedlings Planted (Public and Forest Lands)	129
15A01	Area Covered under Plantation (Public and Forest Lands)	123
18D01	Pumps sets energized	117
12A01	ICDS Blocks Operational (Cum.)	101
17A01	Road Constructed- PMGSY	100
06A01	Houses constructed - IAY	97
12B01	Anganwadis Functional (Cum.)	97
05B02	Food Security (Antodaya Anna Yojana)	91

B. "Good" Performance (80% to 90%)

18E02	Supply of Electricity	89
05A02	Food security: (Targeted Public Distribution system)	88
10A01	SC Families Assisted	82

C. Areas of concern-where the performance is below 80%

07A01	Habitations covered (NC and PC) - ARWSP	74
07A02	Slipped back habitations and habitations with water quality problems addressed-ARWSP	52
18B01	Villages Electrified - RGGVY	38
14A01	Urban Poor Families Assisted under Seven Point Charter	31
06B01	Houses constructed - EWS/LIG	24

Table - A
Targets for 2008-2009 & April to November, 2008 and achievements during the period April to November, 2008
ALL INDIA PERFORMANCE

Sl. No.	Item Code	Item Description	Units	Targets		Achievements		% Achievements of Targets during April-November, 2008
				2008-2009	April - November, 2008	April - November, 2008	April - November, 2008	
1	01B01	Individual Swarozgaries Assisted - SGSY	Number	3,80,981	2,09,561	3,68,829	176	
2	01E02	SHGs provided income generating activities	Number	1,38,168	75,966	1,03,268	136	
3	05A02	Food Security: Targeted Public Distribution System (TPDS)	Tonnes	-	2,49,44,068	2,19,88,158	88	
4	05B02	Food Security: Antodaya Anna Yojana (AAY)	Tonnes	-	67,97,224	61,78,129	91	
5	06A01	Houses constructed - IAY	Number	21,27,165	9,92,666	9,63,747	97	
6	06B01	Houses constructed - EWS/LIG	Number	1,19,504	79,618	18,802	24	
7	07A01	Habitations covered (NC and PC) - ARWSP	Number	16,775	8,379	6,173	74	
8	07A02	Slipped back habitations and habitations with water quality problems addressed - ARWSP	Number	2,03,091	1,01,543	52,974	52	
9	10A01	SC Families Assisted	Number	47,74,200	31,82,720	26,01,313	82	
10	12A01	ICDS Blocks Operational (Cum.)	Number	6,284	6,284	6,337	101	
11	12B01	Anganwadis Functional (Cum.)	Number	10,52,638	10,52,638	10,22,026	97	
12	14A01	Urban Poor Families Assisted under Seven Point Charter	Number	84,502	56,309	17,726	31	
13	15A01	Area Covered under Plantation (Public and Forest Lands)	Hectares	17,71,420	11,80,856	14,49,952	123	
14	15A02	Seedlings Planted (Public and Forest Lands)	Number	1,15,14,25,000	76,76,16,568	99,22,56,666	129	
15	17A01	Road Constructed - PMGSY	Kilometer	64,440	27,923	27,794	100	
16	18B01	Villages Electrified - RGGVY	Number	19,000	12,632	4,741	38	
17	18D01	Pumps sets energized	Number	2,11,635	1,41,075	1,65,233	117	
18	18E02	Electricity supplied	Million Units	-	5,05,764	4,50,148	89	

Table - B

STATE-WISE PERFORMANCE DURING April to November, 2008 (PERCENT ACHIEVEMENT)

Item No.	Description	ALL							
		INDIA	AP	ARP	AS	BI	CHHA.	DELHI	GOA
01B01	Individual Swarozgaries Assisted - SGSY	176	203	0	15	2	91	NA	23
01E02	SHGs provided income generating activities	136	596	0	103	50	68	NA	128
05A02	Food security (Targeted Public Distribution system)	88	106	92	101	48	90	96	98
05B02	Food Security (Antodaya Anna Yojana)	91	102	99	100	72	100	87	87
06A01	Houses constructed - IAY	97	157	130	69	92	23	NA	98
06B01	Houses constructed - EWS/LIG	24	NA	0	0	NA	57	1	0
07A01	Habitations covered (NC and PC) - ARWSP	74	NA	0	138	NA	NA	NA	NA
07A02	Slipped back habitations and habitations with water quality problems addressed-ARWSP	52	37	19	27	30	8	NA	NA
10A01	SC Families Assisted	82	38	NA	0	5	100	14	81
12A01	ICDS Blocks Operational (Cum.)	101	100	100	127	100	98	100	100
12B01	Anganwadis Functional (Cum.)	97	95	100	84	99	87	100	100
14A01	Urban Poor Families Assisted under Seven Point Charter	31	NA	NA	0	NA	270	NA	NA
15A01	Area Covered under Plantation (Public and Forest Lands)	123	133	6	53	168	83	612	73
15A02	Seedlings Planted (Public and Forest Lands)	129	174	7	45	168	95	10,088	222
17A01	Road Constructed- PMGSY	100	116	297	14	182	89	NA	0
18B01	Villages Electrified - RGGVY	38	NA	0	61	16	0	NA	NA
18D01	Pumps sets energized	117	NA	NA	NA	NA	197	NA	NA
18E02	Supply of Electricity	89	93	60	88	83	97	99	98

NA - Not Applicable

Table - B(Contd.)

STATE-WISE PERFORMANCE DURING April to November, 2008 (PERCENT ACHIEVEMENT)

Item No.	Description	ALL							
		INDIA	GUJ	HRY	HP	J&K	JHAR.	KAR	KER
01B01	Individual Swarozgaries Assisted - SGSY	176	391	118	478	196	163	428	95
01E02	SHGs provided income generating activities	136	278	73	98	6	192	77	85
05A02	Food security (Targeted Public Distribution system)	88	90	71	97	100	84	97	97
05B02	Food Security (Antodaya Anna Yojana)	91	103	92	101	98	96	102	101
06A01	Houses constructed - IAY	97	76	82	79	104	127	133	131
06B01	Houses constructed - EWS/LIG	24	79	0	NA	NA	NA	26	70
07A01	Habitations covered (NC and PC) - ARWSP	74	NA	NA	NA	17	NA	0	111
07A02	Slipped back habitations and habitations with water quality problems addressed-ARWSP	52	84	110	117	0	60	8	725
10A01	SC Families Assisted	82	119	66	86	74	163	90	163
12A01	ICDS Blocks Operational (Cum.)	101	100	100	100	101	100	100	100
12B01	Anganwadis Functional (Cum.)	97	99	100	100	74	101	100	100
14A01	Urban Poor Families Assisted under Seven Point Charter	31	94	NA	NA	NA	NA	19	NA
15A01	Area Covered under Plantation (Public and Forest Lands)	123	142	196	114	30	36	111	52
15A02	Seedlings Planted (Public and Forest Lands)	129	171	318	114	10	53	138	77
17A01	Road Constructed- PMGSY	100	97	200	49	15	294	115	12
18B01	Villages Electrified - RGGVY	38	NA	NA	NA	0	51	227	NA
18D01	Pumps sets energized	117	162	76	NA	NA	NA	129	NA
18E02	Supply of Electricity	89	88	92	100	76	94	94	88

NA - Not Applicable

Table - B(Contd.)

STATE-WISE PERFORMANCE DURING April to November, 2008 (PERCENT ACHIEVEMENT)

Item No.	Description	ALL							
		INDIA	MP	MAH	MANI	MEGH	MIZ	NAGA	ORI
01B01	Individual Swarozgaries Assisted - SGSY	176	237	42	0	64	0	51	151
01E02	SHGs provided income generating activities	136	118	92	0	61	0	17	36
05A02	Food security (Targeted Public Distribution system)	88	31	89	92	103	85	113	101
05B02	Food Security (Antodaya Anna Yojana)	91	38	89	89	107	90	108	103
06A01	Houses constructed - IAY	97	117	71	6	24	62	188	40
06B01	Houses constructed - EWS/LIG	24	NA	125	NA	NA	0	NA	277
07A01	Habitations covered (NC and PC) - ARWSP	74	NA	75	NA	17	NA	7	NA
07A02	Slipped back habitations and habitations with water quality problems addressed-ARWSP	52	152	178	NA	36	0	9	125
10A01	SC Families Assisted	82	34	21	0	NA	NA	NA	31
12A01	ICDS Blocks Operational (Cum.)	101	100	98	100	100	100	100	100
12B01	Anganwadis Functional (Cum.)	97	100	94	100	98	100	100	100
14A01	Urban Poor Families Assisted under Seven Point Charter	31	NA	0	NA	31	NA	NA	NA
15A01	Area Covered under Plantation (Public and Forest Lands)	123	90	312	130	62	16	1	179
15A02	Seedlings Planted (Public and Forest Lands)	129	86	242	0	68	41	2	125
17A01	Road Constructed- PMGSY	100	75	70	12	38	110	40	40
18B01	Villages Electrified - RGGVY	38	19	NA	0	375	0	0	29
18D01	Pumps sets energized	117	90	NA	NA	NA	NA	NA	NA
18E02	Supply of Electricity	89	86	79	89	79	82	96	98

NA - Not Applicable

Table - B(Contd.)

STATE-WISE PERFORMANCE DURING April to November, 2008 (PERCENT ACHIEVEMENT)

Item No.	Description	ALL							
		INDIA	PUDU	PUN	RAJ	SIK	TN	TRI	UTTA.
01B01	Individual Swarozgaries Assisted - SGSY	176	0	139	89	48	19	0	106
01E02	SHGs provided income generating activities	136	98	52	52	65	53	38	107
05A02	Food security (Targeted Public Distribution system)	88	53	73	96	105	101	102	86
05B02	Food Security (Antodaya Anna Yojana)	91	34	58	97	110	107	105	94
06A01	Houses constructed - IAY	97	7	68	75	159	139	85	91
06B01	Houses constructed - EWS/LIG	24	5	NA	55	12	NA	40	NA
07A01	Habitations covered (NC and PC) - ARWSP	74	0	49	44	NA	NA	NA	47
07A02	Slipped back habitations and habitations with water quality problems addressed-ARWSP	52	67	36	22	0	106	248	53
10A01	SC Families Assisted	82	38	35	89	92	100	14	95
12A01	ICDS Blocks Operational (Cum.)	101	100	100	100	100	100	104	100
12B01	Anganwadis Functional (Cum.)	97	100	100	100	100	100	100	95
14A01	Urban Poor Families Assisted under Seven Point Charter	31	NA	NA	NA	82	38	NA	NA
15A01	Area Covered under Plantation (Public and Forest Lands)	123	81	77	141	48	84	92	303
15A02	Seedlings Planted (Public and Forest Lands)	129	471	71	109	44	33	152	327
17A01	Road Constructed- PMGSY	100	NA	114	160	141	79	6	127
18B01	Villages Electrified - RGGVY	38	NA	NA	8	0	NA	0	105
18D01	Pumps sets energized	117	NA	103	161	NA	72	NA	239
18E02	Supply of Electricity	89	87	90	99	97	92	92	99

NA - Not Applicable

Table - B(Contd.)

STATE-WISE PERFORMANCE DURING April to November, 2008 (PERCENT ACHIEVEMENT)

Item No.	Description	ALL							
		INDIA	UP	WB	A&N	CHND.	D&N	D&D	LAKSH
01B01	Individual Swarozgaries Assisted - SGSY	176	441	132	261	NA	133	0	217
01E02	SHGs provided income generating activities	136	112	364	300	NA	14	0	71
05A02	Food security (Targeted Public Distribution system)	88	92	93	64	91	0	24	15
05B02	Food Security (Antodaya Anna Yojana)	91	96	87	88	62	0	19	0
06A01	Houses constructed - IAY	97	109	89	7	NA	43	6	0
06B01	Houses constructed - EWS/LIG	24	NA	0	NA	NA	NA	NA	NA
07A01	Habitations covered (NC and PC) - ARWSP	74	NA	NA	0	NA	NA	NA	0
07A02	Slipped back habitations and habitations with water quality problems addressed-ARWSP	52	42	3	0	NA	NA	NA	NA
10A01	SC Families Assisted	82	81	9	NA	114	NA	NA	NA
12A01	ICDS Blocks Operational (Cum.)	101	100	100	100	100	100	100	100
12B01	Anganwadis Functional (Cum.)	97	100	96	100	100	100	91	100
14A01	Urban Poor Families Assisted under Seven Point Charter	31	NA	NA	NA	NA	NA	NA	NA
15A01	Area Covered under Plantation (Public and Forest Lands)	123	190	28	119	377	121	56	25
15A02	Seedlings Planted (Public and Forest Lands)	129	288	69	169	320	239	229	20
17A01	Road Constructed- PMGSY	100	102	54	NA	NA	NA	NA	NA
18B01	Villages Electrified - RGGVY	38	29	61	NA	NA	NA	NA	NA
18D01	Pumps sets energized	117	NA	16	NA	NA	NA	NA	NA
18E02	Supply of Electricity	89	80	96	79	100	96	88	100

NA - Not Applicable

Table - C

Items in which the States/UTs performance is Very Good (90% and above),
Good (80% to 90%) and Poor (below 80%) during the period
April to November, 2008

1. ANDHRA PRADESH

Very Good

Individual Swarozgaries Assisted - SGSY, SHGs provided income generating activities, Food Security:Targeted Public Distribution System(TPDS), Food Security:Antodaya Anna Yojana(AAY), Houses constructed - IAY, ICDS Blocks Operational (Cum.), Anganwadis Functional (Cum.), Area Covered under Plantation (Public and Forest Lands), Seedlings Planted (Public and Forest Lands), Road Constructed-PMGSY, Electricity supplied

Poor

Slipped back habitations and habitations with water quality problems addressed-ARWSP, SC Families Assisted

2. ARUNACHAL PRADESH

Very Good

Food Security:Targeted Public Distribution System(TPDS), Food Security:Antodaya Anna Yojana(AAY), Houses constructed - IAY, ICDS Blocks Operational (Cum.), Anganwadis Functional (Cum.), Road Constructed- PMGSY

Poor

Individual Swarozgaries Assisted - SGSY, SHGs provided income generating activities, Houses constructed - EWS/LIG, Habitations covered (NC and PC) - ARWSP, Slipped back habitations and habitations with water quality problems addressed-ARWSP, Area Covered under Plantation (Public and Forest Lands), Seedlings Planted (Public and Forest Lands), Villages Electrified - RGGVY, Electricity supplied

3. ASSAM

Very Good

SHGs provided income generating activities, Food Security:Targeted Public Distribution System(TPDS), Food Security:Antodaya Anna Yojana(AAY), Habitations covered (NC and PC) - ARWSP, ICDS Blocks Operational (Cum.)

Good

Anganwadis Functional (Cum.), Electricity supplied

Poor

Individual Swarozgaries Assisted - SGSY, Houses constructed - IAY, Houses constructed - EWS/LIG, Slipped back habitations and habitations with water quality problems addressed-ARWSP, SC Families Assisted, Urban Poor Families Assisted under Seven Point Charter, Area Covered under Plantation (Public and Forest Lands), Seedlings Planted (Public and Forest Lands), Road Constructed- PMGSY, Villages Electrified - RGGVY

4. BIHAR

Very Good

Houses constructed - IAY, ICDS Blocks Operational (Cum.), Anganwadis Functional (Cum.), Area Covered under Plantation (Public and Forest Lands), Seedlings Planted (Public and Forest Lands), Road Constructed- PMGSY

Good

Electricity supplied

Poor

Individual Swarozgaries Assisted - SGSY, SHGs provided income generating activities, Food Security:Targeted Public Distribution System(TPDS), Food Security:Antodaya Anna Yojana(AAY), Slipped back habitations and habitations with water quality problems addressed-ARWSP, SC Families Assisted, Villages Electrified - RGGVY

Table - C(Contd..)

5. CHHATISGARH

Very Good

Individual Swarozgaries Assisted - SGSY, Food Security:Targeted Public Distribution System(TPDS), Food Security:Antodaya Anna Yojana(AAY), SC Families Assisted, ICDS Blocks Operational (Cum.), Urban Poor Families Assisted under Seven Point Charter, Seedlings Planted (Public and Forest Lands), Pumps sets energized, Electricity supplied

Good

Anganwadis Functional (Cum.), Area Covered under Plantation (Public and Forest Lands), Road Constructed- PMGSY

Poor

SHGs provided income generating activities, Houses constructed - IAY, Houses constructed - EWS/LIG, Slipped back habitations and habitations with water quality problems addressed-ARWSP, Villages Electrified - RGGVY

6. DELHI

Very Good

Food Security:Targeted Public Distribution System(TPDS), ICDS Blocks Operational (Cum.), Anganwadis Functional (Cum.), Area Covered under Plantation (Public and Forest Lands), Seedlings Planted (Public and Forest Lands), Electricity supplied

Good

Food Security:Antodaya Anna Yojana(AAY)

Poor

Houses constructed - EWS/LIG, SC Families Assisted

7. GOA

Very Good

SHGs provided income generating activities, Food Security:Targeted Public Distribution System(TPDS), Houses constructed - IAY, ICDS Blocks Operational (Cum.), Anganwadis Functional (Cum.), Seedlings Planted (Public and Forest Lands), Electricity supplied

Good

Food Security:Antodaya Anna Yojana(AAY), SC Families Assisted

Poor

Individual Swarozgaries Assisted - SGSY, Houses constructed - EWS/LIG, Area Covered under Plantation (Public and Forest Lands), Road Constructed- PMGSY

8. GUJARAT

Very Good

Individual Swarozgaries Assisted - SGSY, SHGs provided income generating activities, Food Security:Targeted Public Distribution System(TPDS), Food Security:Antodaya Anna Yojana(AAY), SC Families Assisted, ICDS Blocks Operational (Cum.), Anganwadis Functional (Cum.), Urban Poor Families Assisted under Seven Point Charter, Area Covered under Plantation (Public and Forest Lands), Seedlings Planted (Public and Forest Lands), Road Constructed- PMGSY, Pumps sets energized

Good

Slipped back habitations and habitations with water quality problems addressed-ARWSP, Electricity supplied

Poor

Houses constructed - IAY, Houses constructed - EWS/LIG

Table - C(Contd..)

9. HARYANA

Very Good

Individual Swarozgaries Assisted - SGSY, Food Security:Antodaya Anna Yojana(AAY), Slipped back habitations and habitations with water quality problems addressed-ARWSP, ICDS Blocks Operational (Cum.), Anganwadis Functional (Cum.), Area Covered under Plantation (Public and Forest Lands), Seedlings Planted (Public and Forest Lands), Road Constructed- PMGSY, Electricity supplied

Good

Houses constructed - IAY

Poor

SHGs provided income generating activities, Food Security:Targeted Public Distribution System(TPDS), Houses constructed - EWS/LIG, SC Families Assisted, Pumps sets energized

10. HIMACHAL PRADESH

Very Good

Individual Swarozgaries Assisted - SGSY, SHGs provided income generating activities, Food Security:Targeted Public Distribution System(TPDS), Food Security:Antodaya Anna Yojana(AAY), Slipped back habitations and habitations with water quality problems addressed-ARWSP, ICDS Blocks Operational (Cum.), Anganwadis Functional (Cum.), Area Covered under Plantation (Public and Forest Lands), Seedlings Planted (Public and Forest Lands), Electricity supplied

Good

SC Families Assisted

Poor

Houses constructed - IAY, Road Constructed- PMGSY

11. JAMMU AND KASHMIR

Very Good

Individual Swarozgaries Assisted - SGSY, Food Security:Targeted Public Distribution System(TPDS), Food Security:Antodaya Anna Yojana(AAY), Houses constructed - IAY, ICDS Blocks Operational (Cum.)

Poor

SHGs provided income generating activities, Habitations covered (NC and PC) - ARWSP, Slipped back habitations and habitations with water quality problems addressed-ARWSP, SC Families Assisted, Anganwadis Functional (Cum.), Area Covered under Plantation (Public and Forest Lands), Seedlings Planted (Public and Forest Lands), Road Constructed- PMGSY, Villages Electrified - RGGVY, Electricity supplied

12. JHARKHAND

Very Good

Individual Swarozgaries Assisted - SGSY, SHGs provided income generating activities, Food Security:Antodaya Anna Yojana(AAY), Houses constructed - IAY, SC Families Assisted, ICDS Blocks Operational (Cum.), Anganwadis Functional (Cum.), Road Constructed- PMGSY, Electricity supplied

Good

Food Security:Targeted Public Distribution System(TPDS)

Poor

Slipped back habitations and habitations with water quality problems addressed-ARWSP, Area Covered under Plantation (Public and Forest Lands), Seedlings Planted (Public and Forest Lands), Villages Electrified - RGGVY

Table - C(Contd..)

13. KARNATAKA

Very Good

Individual Swarozgaries Assisted - SGSY, Food Security:Targeted Public Distribution System(TPDS), Food Security:Antodaya Anna Yojana(AAY), Houses constructed - IAY, SC Families Assisted, ICDS Blocks Operational (Cum.), Anganwadis Functional (Cum.), Area Covered under Plantation (Public and Forest Lands), Seedlings Planted (Public and Forest Lands), Road Constructed- PMGSY, Villages Electrified - RGGVY, Pumps sets energized, Electricity supplied

Poor

SHGs provided income generating activities, Houses constructed - EWS/LIG, Habitations covered (NC and PC) - ARWSP, Slipped back habitations and habitations with water quality problems addressed-ARWSP, Urban Poor Families Assisted under Seven Point Charter

14. KERALA

Very Good

Individual Swarozgaries Assisted - SGSY, Food Security:Targeted Public Distribution System(TPDS), Food Security:Antodaya Anna Yojana(AAY), Houses constructed - IAY, Habitations covered (NC and PC) - ARWSP, Slipped back habitations and habitations with water quality problems addressed-ARWSP, SC Families Assisted, ICDS Blocks Operational (Cum.), Anganwadis Functional (Cum.)

Good

SHGs provided income generating activities, Electricity supplied

Poor

Houses constructed - EWS/LIG, Area Covered under Plantation (Public and Forest Lands), Seedlings Planted (Public and Forest Lands), Road Constructed- PMGSY

15. MADHYA PRADESH

Very Good

Individual Swarozgaries Assisted - SGSY, SHGs provided income generating activities, Houses constructed - IAY, Slipped back habitations and habitations with water quality problems addressed-ARWSP, ICDS Blocks Operational (Cum.), Anganwadis Functional (Cum.), Area Covered under Plantation (Public and Forest Lands), Pumps sets energized

Good

Seedlings Planted (Public and Forest Lands), Electricity supplied

Poor

Food Security:Targeted Public Distribution System(TPDS), Food Security:Antodaya Anna Yojana(AAY), SC Families Assisted, Road Constructed- PMGSY, Villages Electrified - RGGVY

16. MAHARASHTRA

Very Good

SHGs provided income generating activities, Houses constructed - EWS/LIG, Slipped back habitations and habitations with water quality problems addressed-ARWSP, ICDS Blocks Operational (Cum.), Anganwadis Functional (Cum.), Area Covered under Plantation (Public and Forest Lands), Seedlings Planted (Public and Forest Lands)

Good

Food Security:Targeted Public Distribution System(TPDS), Food Security:Antodaya Anna Yojana(AAY)

Poor

Individual Swarozgaries Assisted - SGSY, Houses constructed - IAY, Habitations covered (NC and PC) - ARWSP, SC Families Assisted, Urban Poor Families Assisted under Seven Point Charter, Road Constructed- PMGSY, Electricity supplied

Table - C(Contd..)

17. MANIPUR

Very Good

Food Security:Targeted Public Distribution System(TPDS), ICDS Blocks Operational (Cum.), Anganwadis Functional (Cum.), Area Covered under Plantation (Public and Forest Lands)

Good

Food Security:Antodaya Anna Yojana(AAY), Electricity supplied

Poor

Individual Swarozgaries Assisted - SGSY, SHGs provided income generating activities, Houses constructed - IAY, SC Families Assisted, Seedlings Planted (Public and Forest Lands), Road Constructed- PMGSY, Villages Electrified - RGGVY

18. MEGHALAYA

Very Good

Food Security:Targeted Public Distribution System(TPDS), Food Security:Antodaya Anna Yojana(AAY), ICDS Blocks Operational (Cum.), Anganwadis Functional (Cum.), Villages Electrified - RGGVY

Poor

Individual Swarozgaries Assisted - SGSY, SHGs provided income generating activities, Houses constructed - IAY, Habitations covered (NC and PC) - ARWSP, Slipped back habitations and habitations with water quality problems addressed-ARWSP, Urban Poor Families Assisted under Seven Point Charter, Area Covered under Plantation (Public and Forest Lands), Seedlings Planted (Public and Forest Lands), Road Constructed- PMGSY, Electricity supplied

19. MIZORAM

Very Good

Food Security:Antodaya Anna Yojana(AAY), ICDS Blocks Operational (Cum.), Anganwadis Functional (Cum.), Road Constructed- PMGSY

Good

Food Security:Targeted Public Distribution System(TPDS), Electricity supplied

Poor

Individual Swarozgaries Assisted - SGSY, SHGs provided income generating activities, Houses constructed - IAY, Houses constructed - EWS/LIG, Slipped back habitations and habitations with water quality problems addressed-ARWSP, Area Covered under Plantation (Public and Forest Lands), Seedlings Planted (Public and Forest Lands), Villages Electrified - RGGVY

20. NAGALAND

Very Good

Food Security:Targeted Public Distribution System(TPDS), Food Security:Antodaya Anna Yojana(AAY), Houses constructed - IAY, ICDS Blocks Operational (Cum.), Anganwadis Functional (Cum.), Electricity supplied

Poor

Individual Swarozgaries Assisted - SGSY, SHGs provided income generating activities, Habitations covered (NC and PC) - ARWSP, Slipped back habitations and habitations with water quality problems addressed-ARWSP, Area Covered under Plantation (Public and Forest Lands), Seedlings Planted (Public and Forest Lands), Road Constructed- PMGSY, Villages Electrified - RGGVY

Table - C(Contd..)

21. ORISSA

Very Good

Individual Swarozgaries Assisted - SGSY, Food Security:Targeted Public Distribution System(TPDS), Food Security:Antodaya Anna Yojana(AAY), Houses constructed - EWS/LIG, Slipped back habitations and habitations with water quality problems addressed-ARWSP, ICDS Blocks Operational (Cum.), Anganwadis Functional (Cum.), Area Covered under Plantation (Public and Forest Lands), Seedlings Planted (Public and Forest Lands), Electricity supplied

Poor

SHGs provided income generating activities, Houses constructed - IAY, SC Families Assisted, Road Constructed- PMGSY, Villages Electrified - RGGVY

22. PUDUCHERRY

Very Good

SHGs provided income generating activities, ICDS Blocks Operational (Cum.), Anganwadis Functional (Cum.), Seedlings Planted (Public and Forest Lands)

Good

Area Covered under Plantation (Public and Forest Lands), Electricity supplied

Poor

Individual Swarozgaries Assisted - SGSY, Food Security:Targeted Public Distribution System(TPDS), Food Security:Antodaya Anna Yojana(AAY), Houses constructed - IAY, Houses constructed - EWS/LIG, Habitations covered (NC and PC) - ARWSP, Slipped back habitations and habitations with water quality problems addressed-ARWSP, SC Families Assisted

23. PUNJAB

Very Good

Individual Swarozgaries Assisted - SGSY, ICDS Blocks Operational (Cum.), Anganwadis Functional (Cum.), Road Constructed- PMGSY, Pumps sets energized, Electricity supplied

Poor

SHGs provided income generating activities, Food Security:Targeted Public Distribution System(TPDS), Food Security:Antodaya Anna Yojana(AAY), Houses constructed - IAY, Habitations covered (NC and PC) - ARWSP, Slipped back habitations and habitations with water quality problems addressed-ARWSP, SC Families Assisted, Area Covered under Plantation (Public and Forest Lands), Seedlings Planted (Public and Forest Lands)

24. RAJASTHAN

Very Good

Food Security:Targeted Public Distribution System(TPDS), Food Security:Antodaya Anna Yojana(AAY), ICDS Blocks Operational (Cum.), Anganwadis Functional (Cum.), Area Covered under Plantation (Public and Forest Lands), Seedlings Planted (Public and Forest Lands), Road Constructed- PMGSY, Pumps sets energized, Electricity supplied

Good

Individual Swarozgaries Assisted - SGSY, SC Families Assisted

Poor

SHGs provided income generating activities, Houses constructed - IAY, Houses constructed - EWS/LIG, Habitations covered (NC and PC) - ARWSP, Slipped back habitations and habitations with water quality problems addressed-ARWSP, Villages Electrified - RGGVY

Table - C(Contd..)

25. SIKKIM

Very Good

Food Security:Targeted Public Distribution System(TPDS), Food Security:Antodaya Anna Yojana(AAY), Houses constructed - IAY, SC Families Assisted, ICDS Blocks Operational (Cum.), Anganwadis Functional (Cum.), Road Constructed- PMGSY, Electricity supplied

Good

Urban Poor Families Assisted under Seven Point Charter

Poor

Individual Swarozgaries Assisted - SGSY, SHGs provided income generating activities, Houses constructed - EWS/LIG, Slipped back habitations and habitations with water quality problems addressed-ARWSP, Area Covered under Plantation (Public and Forest Lands), Seedlings Planted (Public and Forest Lands), Villages Electrified - RGGVY

26. TAMIL NADU

Very Good

Food Security:Targeted Public Distribution System(TPDS), Food Security:Antodaya Anna Yojana(AAY), Houses constructed - IAY, Slipped back habitations and habitations with water quality problems addressed-ARWSP, SC Families Assisted, ICDS Blocks Operational (Cum.), Anganwadis Functional (Cum.), Electricity supplied

Good

Area Covered under Plantation (Public and Forest Lands)

Poor

Individual Swarozgaries Assisted - SGSY, SHGs provided income generating activities, Urban Poor Families Assisted under Seven Point Charter, Seedlings Planted (Public and Forest Lands), Road Constructed-PMGSY, Pumps sets energized

27. TRIPURA

Very Good

Food Security:Targeted Public Distribution System(TPDS), Food Security:Antodaya Anna Yojana(AAY), Slipped back habitations and habitations with water quality problems addressed-ARWSP, ICDS Blocks Operational (Cum.), Anganwadis Functional (Cum.), Area Covered under Plantation (Public and Forest Lands), Seedlings Planted (Public and Forest Lands), Electricity supplied

Good

Houses constructed - IAY

Poor

Individual Swarozgaries Assisted - SGSY, SHGs provided income generating activities, Houses constructed - EWS/LIG, SC Families Assisted, Road Constructed- PMGSY, Villages Electrified - RGGVY

28. UTTARAKHAND

Very Good

Individual Swarozgaries Assisted - SGSY, SHGs provided income generating activities, Food Security:Antodaya Anna Yojana(AAY), Houses constructed - IAY, SC Families Assisted, ICDS Blocks Operational (Cum.), Anganwadis Functional (Cum.), Area Covered under Plantation (Public and Forest Lands), Seedlings Planted (Public and Forest Lands), Road Constructed- PMGSY, Villages Electrified - RGGVY, Pumps sets energized, Electricity supplied

Good

Food Security:Targeted Public Distribution System(TPDS)

Poor

Habitations covered (NC and PC) - ARWSP, Slipped back habitations and habitations with water quality problems addressed-ARWSP

Table - C(Contd..)

29. UTTAR PRADESH

Very Good

Individual Swarozgaries Assisted - SGSY, SHGs provided income generating activities, Food Security:Targeted Public Distribution System(TPDS), Food Security:Antodaya Anna Yojana(AAY), Houses constructed - IAY, ICDS Blocks Operational (Cum.), Anganwadis Functional (Cum.), Area Covered under Plantation (Public and Forest Lands), Seedlings Planted (Public and Forest Lands), Road Constructed-PMGSY

Good

SC Families Assisted, Electricity supplied

Poor

Slipped back habitations and habitations with water quality problems addressed-ARWSP, Villages Electrified - RGGVY

30. WEST BENGAL

Very Good

Individual Swarozgaries Assisted - SGSY, SHGs provided income generating activities, Food Security:Targeted Public Distribution System(TPDS), ICDS Blocks Operational (Cum.), Anganwadis Functional (Cum.), Electricity supplied

Good

Food Security:Antodaya Anna Yojana(AAY), Houses constructed - IAY

Poor

Houses constructed - EWS/LIG, Slipped back habitations and habitations with water quality problems addressed-ARWSP, SC Families Assisted, Area Covered under Plantation (Public and Forest Lands), Seedlings Planted (Public and Forest Lands), Road Constructed- PMGSY, Villages Electrified - RGGVY, Pumps sets energized

31. ANDAMAN AND NICOBAR ISLANDS

Very Good

Individual Swarozgaries Assisted - SGSY, SHGs provided income generating activities, ICDS Blocks Operational (Cum.), Anganwadis Functional (Cum.), Area Covered under Plantation (Public and Forest Lands), Seedlings Planted (Public and Forest Lands)

Good

Food Security:Antodaya Anna Yojana(AAY)

Poor

Food Security:Targeted Public Distribution System(TPDS), Houses constructed - IAY, Habitations covered (NC and PC) - ARWSP, Slipped back habitations and habitations with water quality problems addressed-ARWSP, Electricity supplied

32. CHANDIGARH

Very Good

Food Security:Targeted Public Distribution System(TPDS), SC Families Assisted, ICDS Blocks Operational (Cum.), Anganwadis Functional (Cum.), Area Covered under Plantation (Public and Forest Lands), Seedlings Planted (Public and Forest Lands), Electricity supplied

Poor

Food Security:Antodaya Anna Yojana(AAY)

Table - C(Contd..)

33. DADRA AND NAGAR HAVELI

Very Good

Individual Swarozgaries Assisted - SGSY, ICDS Blocks Operational (Cum.), Anganwadis Functional (Cum.), Area Covered under Plantation (Public and Forest Lands), Seedlings Planted (Public and Forest Lands), Electricity supplied

Poor

SHGs provided income generating activities, Food Security:Targeted Public Distribution System(TPDS), Food Security:Antodaya Anna Yojana(AAY), Houses constructed - IAY

34. DAMAN AND DIU

Very Good

ICDS Blocks Operational (Cum.), Anganwadis Functional (Cum.), Seedlings Planted (Public and Forest Lands)

Good

Electricity supplied

Poor

Individual Swarozgaries Assisted - SGSY, SHGs provided income generating activities, Food Security:Targeted Public Distribution System(TPDS), Food Security:Antodaya Anna Yojana(AAY), Houses constructed - IAY, Area Covered under Plantation (Public and Forest Lands)

35. LAKSHADWEEP

Very Good

Individual Swarozgaries Assisted - SGSY, ICDS Blocks Operational (Cum.), Anganwadis Functional (Cum.), Electricity supplied

Poor

SHGs provided income generating activities, Food Security:Targeted Public Distribution System(TPDS), Food Security:Antodaya Anna Yojana(AAY), Houses constructed - IAY, Habitations covered (NC and PC) - ARWSP, Area Covered under Plantation (Public and Forest Lands), Seedlings Planted (Public and Forest Lands)

Ranking of States: During April-November, 2008

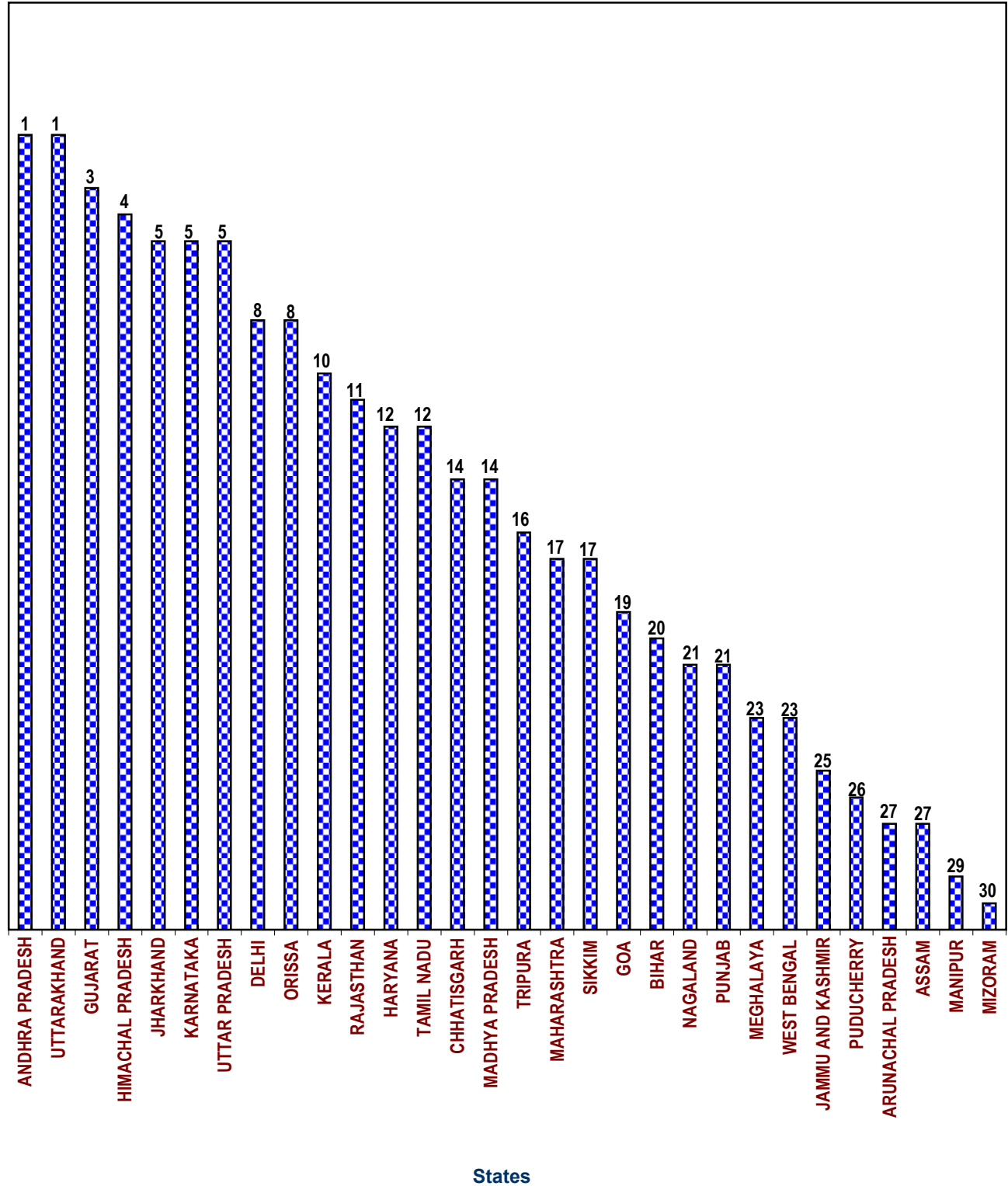


Table - D

SCORE CARD AND RANKING OF STATES ACCORDING TO THEIR PERFORMANCE
During the period April to November, 2008

States	No. of Items/ Parameters	Max Score	Parameters in category				Total Marks	% Ach.	RANK
			A	B	C	D			
ANDHRA PRADESH	13	39	11	0	2	0	35	90	1
UTTARAKHAND	16	48	13	1	2	0	43	90	1
GUJARAT	16	48	12	2	2	0	42	88	3
HIMACHAL PRADESH	13	39	10	1	2	0	34	87	4
JHARKHAND	14	42	9	2	3	0	34	81	5
KARNATAKA	18	54	13	1	3	1	44	81	5
UTTAR PRADESH	14	42	10	0	4	0	34	81	5
DELHI	9	27	6	0	3	0	21	78	8
ORISSA	15	45	10	0	5	0	35	78	8
KERALA	15	45	9	1	5	0	34	76	10
RAJASTHAN	17	51	9	2	6	0	37	73	11
HARYANA	15	45	9	0	5	1	32	71	12
TAMIL NADU	15	45	8	1	6	0	32	71	12
CHHATISGARH	17	51	9	1	6	1	35	69	14
MADHYA PRADESH	15	45	8	0	7	0	31	69	14
TRIPURA	15	45	8	1	4	2	30	67	16
MAHARASHTRA	16	48	7	2	6	1	31	65	17
SIKKIM	16	48	8	1	5	2	31	65	17
GOA	13	39	7	0	4	2	25	64	19
BIHAR	14	42	6	0	8	0	26	62	20
NAGALAND	14	42	6	0	7	1	25	60	21
PUNJAB	15	45	6	0	9	0	27	60	21
MEGHALAYA	15	45	5	1	9	0	26	58	23
WEST BENGAL	16	48	6	1	8	1	28	58	23
JAMMU AND KASHMIR	15	45	5	0	8	2	23	51	25
PUDUCHERRY	14	42	4	1	7	2	21	50	26
ARUNACHAL PRADESH	15	45	6	0	4	5	22	49	27
ASSAM	17	51	5	1	8	3	25	49	27
MANIPUR	13	39	4	1	3	5	17	44	29
MIZORAM	14	42	4	0	5	5	17	40	30

NORMS FOR RANKING

The criteria for performance assessment of States is as follows:

	<u>Marks</u>
Category "A" Where the Achievement is 90% or above of the target	3
Category "B" Where the Achievement is above National Average	2
Category "C" Where the Achievement is below National Average	1
Category "D" Where their is NIL Performance	0

Note: For ranking of the states, the All-India Percent achievement is taken as the National Average.

PART - II

TWENTY POINT PROGRAMME - 2006

ITEM-WISE PERFORMANCE TABLES

Table - 1

Employment generation under the NREG Scheme

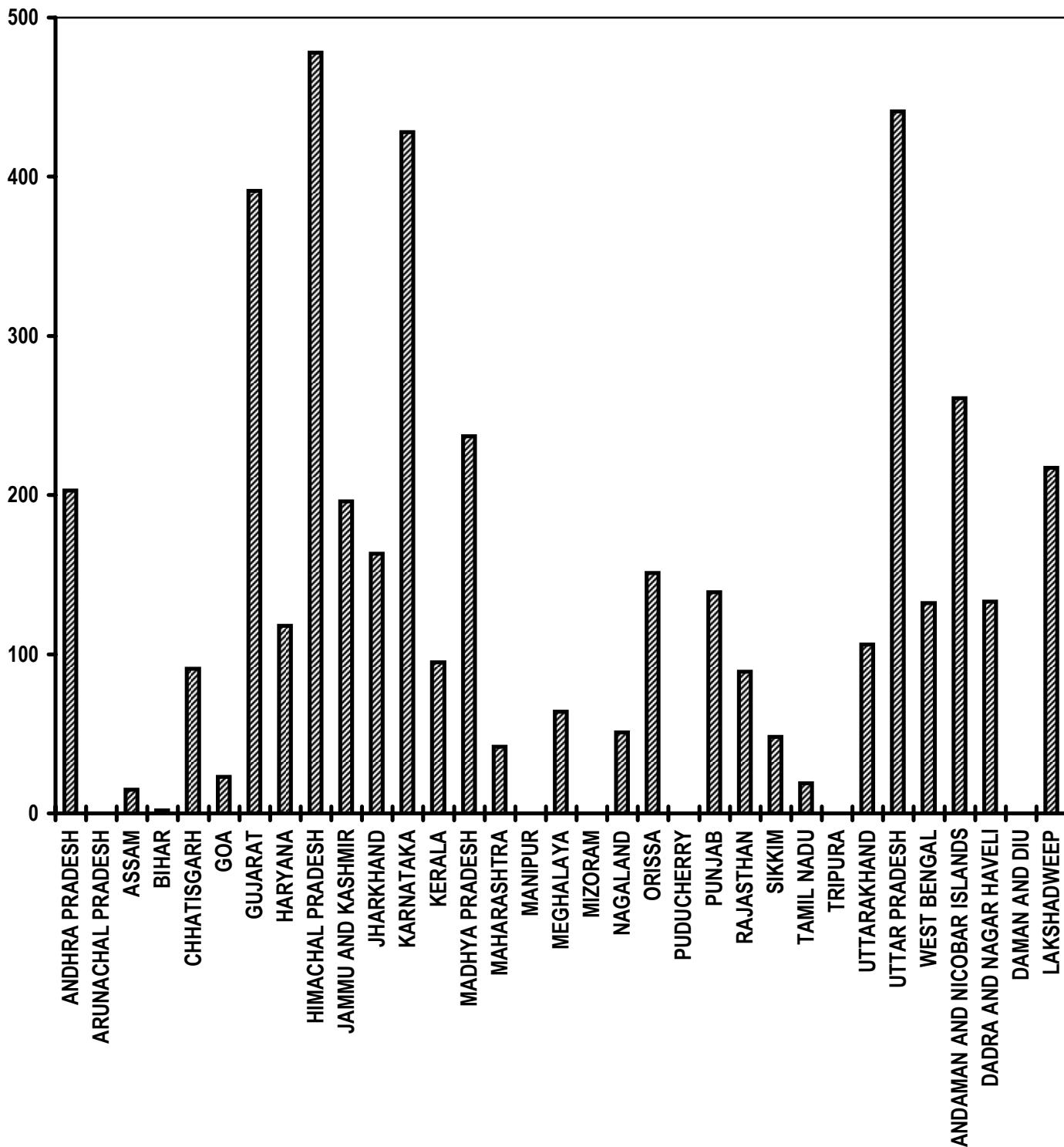
Sl. No.		No. of job cards issued (Number)	Employment generated (Number)	Wages given (Rupees)
State/UT Name		April,2008- November,2008	April,2008- November,2008	April,2008- November,2008
(1)	(2)	(3)	(4)	(5)
1	ANDHRA PRADESH	34,42,132	17,46,53,762	14,24,02,01,282
2	ARUNACHAL PRADESH	0	0	0
3	ASSAM	23,19,149	3,77,96,000	3,06,60,24,000
4	BIHAR	91,91,733	5,84,00,000	7,10,78,83,000
5	CHHATISGARH	33,01,058	8,56,33,000	6,17,65,72,000
6	DELHI	0	0	0
7	GOA	0	0	0
8	GUJARAT	24,02,216	9,10,76,000	62,84,14,000
9	HARYANA	3,12,281	26,80,000	38,88,08,000
10	HIMACHAL PRADESH	7,54,685	98,09,000	97,48,93,200
11	JAMMU AND KASHMIR	3,52,693	28,10,535	26,18,30,000
12	JHARKHAND	10,53,733	5,64,48,453	5,67,08,97,560
13	KARNATAKA	30,85,608	1,22,00,000	93,56,00,000
14	KERALA	15,12,737	65,44,586	74,00,16,000
15	MADHYA PRADESH	1,12,25,415	17,38,44,000	13,13,75,93,000
16	MAHARASHTRA	14,75,255	2,21,77,000	2,10,90,99,000
17	MANIPUR	1,02,718	9,87,000	3,98,12,000
18	MEGHALAYA	2,16,530	38,93,000	30,10,73,000
19	MIZORAM	0	0	0
20	NAGALAND	1,92,000	10,00,000	9,30,95,000
21	ORISSA	7,90,091	2,06,74,000	2,00,97,94,000
22	PUDUCHERRY	70,989	1,62,000	1,28,44,000
23	PUNJAB	3,41,278	12,46,000	13,92,97,000
24	RAJASTHAN	81,21,577	31,85,62,000	28,18,56,58,000
25	SIKKIM	54,341	9,71,502	15,09,24,000
26	TAMIL NADU	85,40,106	8,89,20,000	7,11,18,07,100
27	TRIPURA	5,98,180	1,77,16,000	2,12,06,00,000
28	UTTARAKHAND	4,10,383	41,52,500	30,66,14,000
29	UTTAR PRADESH	48,07,049	10,42,67,718	10,42,59,58,200
30	WEST BENGAL	4,54,726	4,30,28,000	3,31,34,08,000
31	ANDAMAN AND NICOBAR ISLANDS	5,843	1,189	1,65,367
32	CHANDIGARH	0	0	0
33	DADRA AND NAGAR HAVELI	0	0	0
34	DAMAN AND DIU	0	0	0
35	LAKSHADWEEP	2,023	1,11,000	32,06,000
Grand Total		6,51,36,529	1,33,97,64,245	1,09,65,20,86,709

Swaranjayanti Gram Swarojgar Yojana

Individual Swarozgaries Assisted

% Achievement of Target

During April-November, 2008



States

Table - 2

**Swaranjayanti Gram Swarojgar Yojana
Individual Swarozgaries Assisted
(Unit: Number)**

Sl. No.	State/UT Name	Target		Achievement	Percent
		2008-2009	April,2008- November,2008	April,2008- November,2008	Achievement April,2008- November,2008
(1)	(2)	(3)	(4)	(5)	(5)/(4)
1	ANDHRA PRADESH	20,231	11,127	22,535	203
2	ARUNACHAL PRADESH	1,055	580	0	0
3	ASSAM	27,423	15,082	2,270	15
4	BIHAR	48,127	26,469	628	2
5	CHHATISGARH	10,688	5,877	5,364	91
6	GOA	238	130	30	23
7	GUJARAT	7,615	4,187	16,380	391
8	HARYANA	4,480	2,464	2,918	118
9	HIMACHAL PRADESH	1,886	1,036	4,953	478
10	JAMMU AND KASHMIR	2,335	1,283	2,519	196
11	JHARKHAND	18,146	9,979	16,296	163
12	KARNATAKA	15,277	8,401	35,982	428
13	KERALA	6,854	3,769	3,563	95
14	MADHYA PRADESH	22,905	12,597	29,888	237
15	MAHARASHTRA	30,200	16,610	6,940	42
16	MANIPUR	1,839	1,012	0	0
17	MEGHALAYA	2,060	1,133	726	64
18	MIZORAM	477	312	0	0
19	NAGALAND	1,414	777	393	51
20	ORISSA	23,138	12,725	19,257	151
21	PUDUCHERRY	286	156	0	0
22	PUNJAB	2,177	1,196	1,666	139
23	RAJASTHAN	11,600	6,380	5,647	89
24	SIKKIM	528	289	138	48
25	TAMIL NADU	17,889	9,839	1,905	19
26	TRIPURA	3,320	1,826	0	0
27	UTTARAKHAND	3,648	2,005	2,125	106
28	UTTAR PRADESH	69,286	38,106	1,67,922	441
29	WEST BENGAL	25,715	14,142	18,674	132
30	ANDAMAN AND NICOBAR ISLANDS	36	18	47	261
31	DADRA AND NAGAR HAVELI	36	18	24	133
32	DAMAN AND DIU	36	18	0	0
33	LAKSHADWEEP	36	18	39	217
Grand Total		3,80,981	2,09,561	3,68,829	176

Very Good:(90% or above of targets)

ANDHRA PRADESH, CHHATISGARH, GUJARAT, HARYANA, HIMACHAL PRADESH, JAMMU AND KASHMIR, JHARKHAND, KARNATAKA, KERALA, MADHYA PRADESH, ORISSA, PUNJAB, UTTARAKHAND, UTTAR PRADESH, WEST BENGAL, ANDAMAN AND NICOBAR ISLANDS, DADRA AND NAGAR HAVELI, LAKSHADWEEP

Good:(Between 80% to 90% targets)

RAJASTHAN

Poor:(Below 80% of targets)

ARUNACHAL PRADESH, ASSAM, BIHAR, GOA, MAHARASHTRA, MANIPUR, MEGHALAYA, MIZORAM, NAGALAND, PUDUCHERRY, SIKKIM, TAMIL NADU, TRIPURA, DAMAN AND DIU

Table - 3(A)

**Self Help Groups (SHG)
(Unit: Number)**

Sl. No.		State/UT Name	Formed under SGSY (Number) April,2008- November,2008
(1)	(2)	(3)	(3)
1	ANDHRA PRADESH	30,930	
2	ARUNACHAL PRADESH	0	
3	ASSAM	15,867	
4	BIHAR	10,530	
5	CHHATISGARH	3,452	
6	DELHI	0	
7	GOA	60	
8	GUJARAT	28,018	
9	HARYANA	2,517	
10	HIMACHAL PRADESH	526	
11	JAMMU AND KASHMIR	401	
12	JHARKHAND	9,160	
13	KARNATAKA	4,657	
14	KERALA	781	
15	MADHYA PRADESH	13,713	
16	MAHARASHTRA	20,542	
17	MANIPUR	258	
18	MEGHALAYA	465	
19	MIZORAM	0	
20	NAGALAND	0	
21	ORISSA	5,669	
22	PUDUCHERRY	156	
23	PUNJAB	411	
24	RAJASTHAN	97,426	
25	SIKKIM	215	
26	TAMIL NADU	8,083	
27	TRIPURA	3,243	
28	UTTARAKHAND	185	
29	UTTAR PRADESH	20,545	
30	WEST BENGAL	18,819	
31	ANDAMAN AND NICOBAR ISLANDS	27	
32	CHANDIGARH	0	
33	DADRA AND NAGAR HAVELI	0	
34	DAMAN AND DIU	0	
35	LAKSHADWEEP	0	
Grand Total		2,96,656	

Self Help Groups (SHG)

To whom income generating activities provided

% Achievement of Target
During April-November, 2008

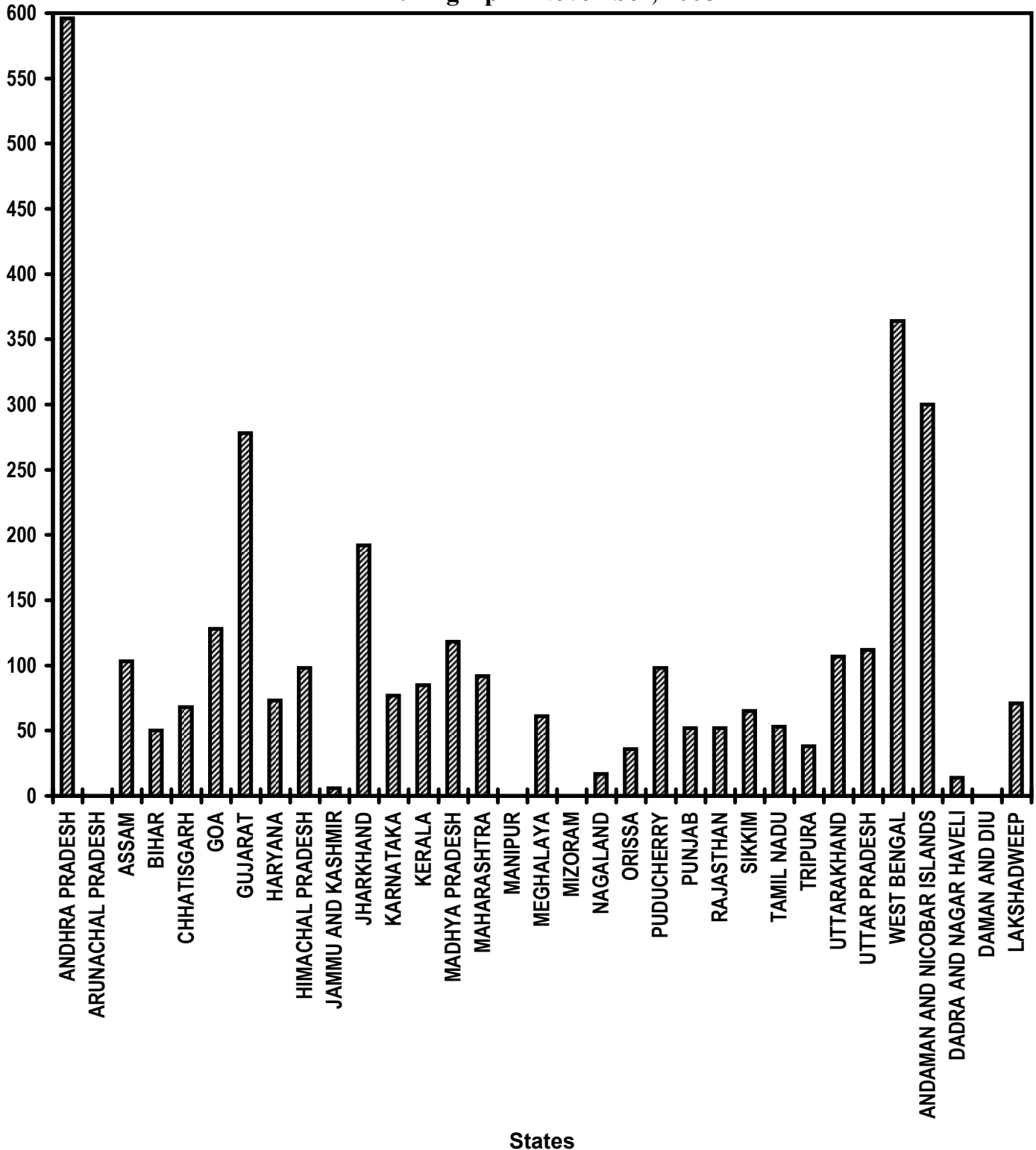


Table - 3(B)

Self Help Groups (SHG)
To whom income generating activities provided
(Unit: Number)

Sl. No.	State/UT Name	Target		Achievement	Percent
		2008-2009	April,2008- November,2008	April,2008- November,2008	Achievement April,2008- November,2008
(1)	(2)	(3)	(4)	(5)	(5)/(4)
1	ANDHRA PRADESH	7,337	4,034	24,049	596
2	ARUNACHAL PRADESH	383	210	0	0
3	ASSAM	9,946	5,469	5,607	103
4	BIHAR	17,454	9,599	4,829	50
5	CHHATISGARH	3,876	2,130	1,453	68
6	GOA	86	46	59	128
7	GUJARAT	2,762	1,518	4,223	278
8	HARYANA	1,625	893	650	73
9	HIMACHAL PRADESH	684	376	368	98
10	JAMMU AND KASHMIR	846	464	30	6
11	JHARKHAND	6,580	3,619	6,958	192
12	KARNATAKA	5,540	3,047	2,349	77
13	KERALA	2,486	1,366	1,157	85
14	MADHYA PRADESH	8,306	4,567	5,378	118
15	MAHARASHTRA	10,954	6,024	5,513	92
16	MANIPUR	666	365	0	0
17	MEGHALAYA	746	409	251	61
18	MIZORAM	173	95	0	0
19	NAGALAND	512	281	49 *	17
20	ORISSA	8,391	4,615	1,644	36
21	PUDUCHERRY	104	57	56	98
22	PUNJAB	789	434	225	52
23	RAJASTHAN	4,206	2,312	1,209	52
24	SIKKIM	191	105	68	65
25	TAMIL NADU	6,488	3,567	1,883	53
26	TRIPURA	1,204	662	250	38
27	UTTARAKHAND	1,323	727	779	107
28	UTTAR PRADESH	25,128	13,819	15,533	112
29	WEST BENGAL	9,326	5,128	18,671	364
30	ANDAMAN AND NICOBAR ISLANDS	14	7	21	300
31	DADRA AND NAGAR HAVELI	14	7	1	14
32	DAMAN AND DIU	14	7	0	0
33	LAKSHADWEEP	14	7	5	71
Grand Total		1,38,168	75,966	1,03,268	136

Very Good:(90% or above of targets)

ANDHRA PRADESH, ASSAM, GOA, GUJARAT, HIMACHAL PRADESH, JHARKHAND, MADHYA PRADESH, MAHARASHTRA, PUDUCHERRY, UTTARAKHAND, UTTAR PRADESH, WEST BENGAL, ANDAMAN AND NICOBAR ISLANDS

Good:(Between 80% to 90% targets)

KERALA

Poor:(Below 80% of targets)

ARUNACHAL PRADESH, BIHAR, CHHATISGARH, HARYANA, JAMMU AND KASHMIR, KARNATAKA, MANIPUR, MEGHALAYA, MIZORAM, NAGALAND, ORISSA, PUNJAB, RAJASTHAN, SIKKIM, TAMIL NADU, TRIPURA, DADRA AND NAGAR HAVELI, DAMAN AND DIU, LAKSHADWEEP

* Figures furnished by Ministry of Rural Development

Table - 4

**Distribution of waste land to the landless
(Unit: Hectare)**

Sl. No.	State/UT Name	Total Land Distributed (Hectare) April,2008- November,2008
(1)	(2)	(3)
1	ANDHRA PRADESH	146
2	ARUNACHAL PRADESH	0
3	ASSAM	46
4	BIHAR	25
5	CHHATISGARH	24,567
6	DELHI	0
7	GOA	0
8	GUJARAT	771
9	HARYANA	0
10	JAMMU AND KASHMIR	0
11	JHARKHAND	499
12	KARNATAKA	0
13	KERALA	0
14	MADHYA PRADESH	54,333
15	MAHARASHTRA	0
16	MANIPUR	0
17	MEGHALAYA	0
18	MIZORAM	0
19	NAGALAND	0
20	ORISSA	810
21	PUDUCHERRY	0
22	PUNJAB	0
23	RAJASTHAN	0
24	SIKKIM	0
25	TAMIL NADU	12,336
26	TRIPURA	0
27	UTTARAKHAND	0
28	UTTAR PRADESH	4,098
29	WEST BENGAL	0
30	ANDAMAN AND NICOBAR ISLANDS	0
31	CHANDIGARH	0
32	DADRA AND NAGAR HAVELI	0
33	DAMAN AND DIU	0
34	LAKSHADWEEP	0
Grand Total		97,631

Table - 5(A)

Minimum Wages Enforcement (including Farm Labour)

Sl. No.	State/UT Name	Agriculture and Farm Workers: Inspections made (Number) April,2008- November,2008	Agriculture and Farm Workers: Irregularities detected (Number) April,2008- November,2008	Agriculture and Farm Workers: Irregularities rectified (Number) April,2008- November,2008
(1)	(2)	(3)	(4)	(5)
1	ANDHRA PRADESH	0	0	0
2	ARUNACHAL PRADESH	0	0	0
3	ASSAM	0	0	0
4	BIHAR	92,015	13,576	13,532
5	CHHATISGARH	0	0	0
6	DELHI	0	0	0
7	GOA	2	14	0
8	GUJARAT	50,895	8,253	18,189
9	HARYANA	0	0	0
10	HIMACHAL PRADESH	0	0	0
11	JAMMU AND KASHMIR	0	0	0
12	JHARKHAND	0	0	0
13	KARNATAKA	0	0	0
14	KERALA	2	2	0
15	MADHYA PRADESH	0	0	0
16	MAHARASHTRA	0	0	0
17	MANIPUR	0	0	0
18	MEGHALAYA	74	0	0
19	MIZORAM	0	0	0
20	NAGALAND	0	0	0
21	ORISSA	10,894	7,603	6,041
22	PUDUCHERRY	0	4,155	0
23	PUNJAB	157	0	0
24	RAJASTHAN	1,473	4	2
25	SIKKIM	0	0	0
26	TAMIL NADU	0	0	0
27	TRIPURA	0	0	0
28	UTTARAKHAND	1,136	60	34
29	UTTAR PRADESH	13,976	3,722	0
30	WEST BENGAL	0	0	0
31	ANDAMAN AND NICOBAR ISLANDS	0	0	0
32	CHANDIGARH	0	0	0
33	DADRA AND NAGAR HAVELI	0	0	0
34	DAMAN AND DIU	0	0	0
35	LAKSHADWEEP	0	0	0
Grand Total		1,70,624	37,389	37,798

Table - 5(B)

Minimum Wages Enforcement (including Farm Labour)
(Unit: Number)

Sl. No.	State/UT Name	Agriculture and Farm Workers:	Agriculture and Farm Workers:
		Claims filed (Number) April,2008- November,2008	Claims settled (Number) April,2008- November,2008
(1)	(2)	(3)	(4)
1	ANDHRA PRADESH	0	0
2	ARUNACHAL PRADESH	0	0
3	ASSAM	0	0
4	BIHAR	4,482	4,676
5	CHHATISGARH	0	0
6	DELHI	0	0
7	GOA	0	0
8	GUJARAT	8	2
9	HARYANA	10	28
10	HIMACHAL PRADESH	0	0
11	JAMMU AND KASHMIR	0	0
12	JHARKHAND	0	0
13	KARNATAKA	0	0
14	KERALA	0	0
15	MADHYA PRADESH	0	0
16	MAHARASHTRA	0	0
17	MANIPUR	0	0
18	MEGHALAYA	0	0
19	MIZORAM	0	0
20	NAGALAND	0	0
21	ORISSA	0	0
22	PUDUCHERRY	0	0
23	PUNJAB	0	0
24	RAJASTHAN	6	4
25	SIKKIM	0	0
26	TAMIL NADU	0	0
27	TRIPURA	0	0
28	UTTARAKHAND	4	0
29	UTTAR PRADESH	0	0
30	WEST BENGAL	0	0
31	ANDAMAN AND NICOBAR ISLANDS	0	0
32	CHANDIGARH	0	0
33	DADRA AND NAGAR HAVELI	0	0
34	DAMAN AND DIU	0	0
35	LAKSHADWEEP	0	0
Grand Total		4,510	4,710

Table - 5(C)

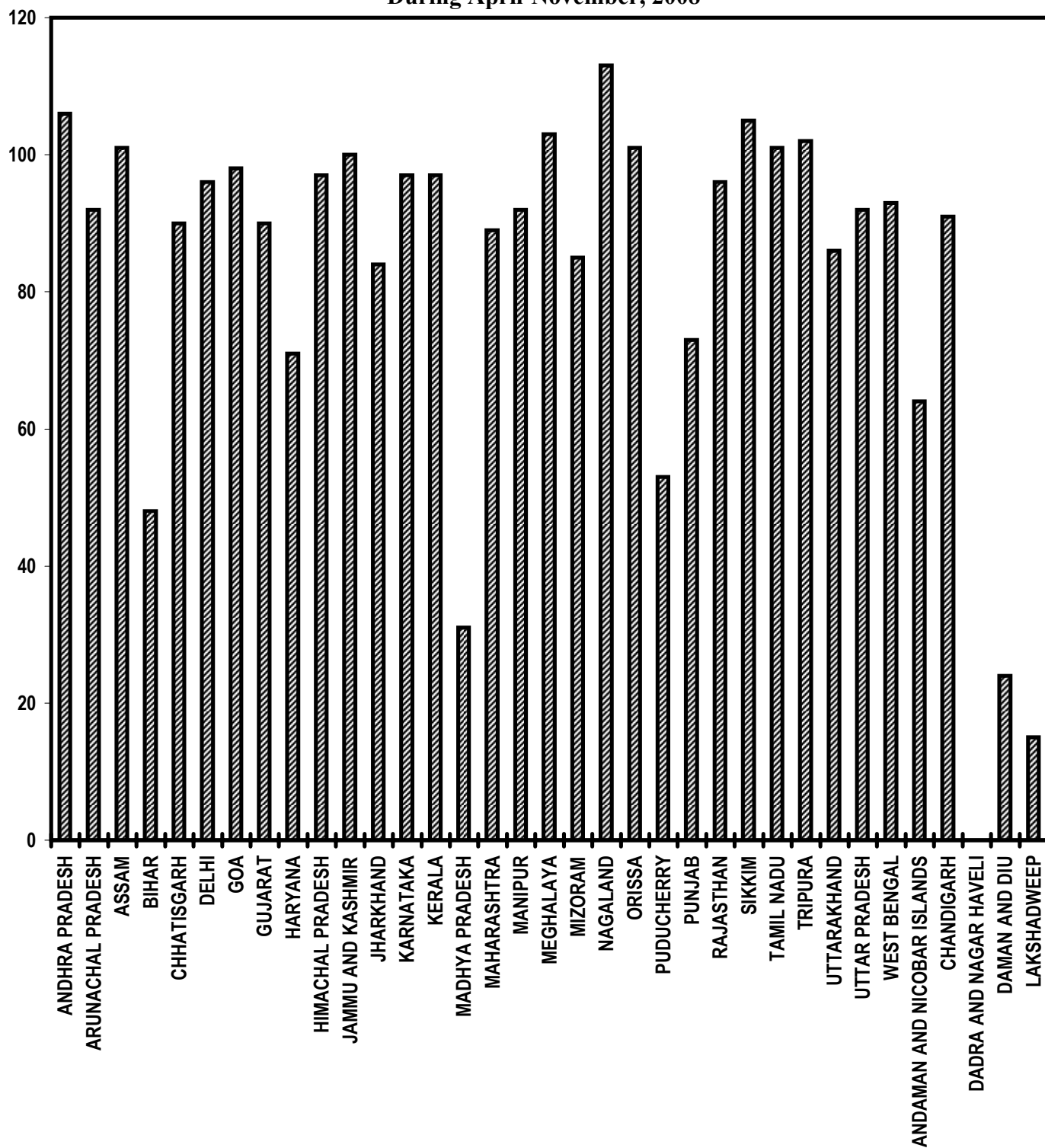
Minimum Wages Enforcement (including Farm Labour)

Sl. No.	State/UT Name	Agriculture and Farm Workers: Prosecution cases Pending (Number) April,2008- November,2008	Agriculture and Farm Workers: Prosecution cases filed (Number) April,2008- November,2008	Agriculture and Farm Workers: Prosecution cases decided (Number) April,2008- November,2008
		(3)	(4)	(5)
1	ANDHRA PRADESH	0	0	0
2	ARUNACHAL PRADESH	0	0	0
3	ASSAM	0	0	0
4	BIHAR	402	2	0
5	CHHATISGARH	0	0	0
6	DELHI	0	0	0
7	GOA	8	8	0
8	GUJARAT	9,662	63	154
9	HARYANA	0	0	0
10	HIMACHAL PRADESH	0	0	0
11	JAMMU AND KASHMIR	0	0	0
12	JHARKHAND	0	0	0
13	KARNATAKA	0	0	0
14	KERALA	0	0	0
15	MADHYA PRADESH	0	0	0
16	MAHARASHTRA	0	0	0
17	MANIPUR	0	0	0
18	MEGHALAYA	0	0	0
19	MIZORAM	0	0	0
20	NAGALAND	0	0	0
21	ORISSA	1,183	1	0
22	PUDUCHERRY	0	0	0
23	PUNJAB	0	0	0
24	RAJASTHAN	3	0	2
25	SIKKIM	0	0	0
26	TAMIL NADU	0	0	0
27	TRIPURA	0	0	0
28	UTTARAKHAND	62	7	26
29	UTTAR PRADESH	110	1	4
30	WEST BENGAL	0	0	0
31	ANDAMAN AND NICOBAR ISLANDS	0	0	0
32	CHANDIGARH	0	0	0
33	DADRA AND NAGAR HAVELI	0	0	0
34	DAMAN AND DIU	0	0	0
35	LAKSHADWEEP	0	0	0
Grand Total		11,430	82	186

Food security (Targeted Public Distribution system)

Off take

% Achievement of Target
During April-November, 2008



States

Table - 6(A)

Food security (Targeted Public Distribution system)

Sl. No.	State/UT Name	Allocation of	Off take	Percentage of
		Food Grains (Tonnes) April,2008- November,2008	April,2008- November,2008	offtake w.r.t. Allocation of Food Grains
(1)	(2)	(3)	(4)	(5)
1	ANDHRA PRADESH	22,62,288	23,92,774	106
2	ARUNACHAL PRADESH	67,704	62,217	92
3	ASSAM	9,37,504	9,45,758	101
4	BIHAR	19,13,088	9,19,652	48
5	CHHATISGARH	5,98,056	5,35,914	90
6	DELHI	3,95,032	3,79,680	96
7	GOA	23,988	23,421	98
8	GUJARAT	6,44,321	5,78,160	90
9	HARYANA	3,40,936	2,42,486	71
10	HIMACHAL PRADESH	3,04,784	2,94,720	97
11	JAMMU AND KASHMIR	5,24,536	5,22,753	100
12	JHARKHAND	6,91,832	5,81,472	84
13	KARNATAKA	13,50,976	13,04,649	97
14	KERALA	7,30,736	7,06,111	97
15	MADHYA PRADESH	12,88,240	3,95,083	31
16	MAHARASHTRA	20,54,664	18,21,978	89
17	MANIPUR	70,444	64,810	92
18	MEGHALAYA	95,184	97,920	103
19	MIZORAM	55,272	46,823	85
20	NAGALAND	84,584	95,894	113
21	ORISSA	12,25,336	12,38,349	101
22	PUDUCHERRY	24,594	13,090	53
23	PUNJAB	3,36,480	2,46,962	73
24	RAJASTHAN	8,63,312	8,32,364	96
25	SIKKIM	29,480	30,986	105
26	TAMIL NADU	24,41,888	24,66,430	101
27	TRIPURA	1,74,336	1,78,304	102
28	UTTARAKHAND	2,24,168	1,93,075	86
29	UTTAR PRADESH	31,50,552	28,96,265	92
30	WEST BENGAL	20,08,440	18,64,836	93
31	ANDAMAN AND NICOBAR ISLANDS	18,917	12,088	64
32	CHANDIGARH	2,552	2,330	91
33	DADRA AND NAGAR HAVELI	5,392	0	0
34	DAMAN AND DIU	1,380	334	24
35	LAKSHADWEEP	3,072	470	15
Grand Total		2,49,44,068	2,19,88,158	88

Very Good:(90% or above of targets)

ANDHRA PRADESH, ARUNACHAL PRADESH, ASSAM, CHHATISGARH, DELHI, GOA, GUJARAT, HIMACHAL PRADESH, JAMMU AND KASHMIR, KARNATAKA, KERALA, MANIPUR, MEGHALAYA, NAGALAND, ORISSA, RAJASTHAN, SIKKIM, TAMIL NADU, TRIPURA, UTTAR PRADESH, WEST BENGAL, CHANDIGARH

Good:(Between 80% to 90% targets)

JHARKHAND, MAHARASHTRA, MIZORAM, UTTARAKHAND

Poor:(Below 80% of targets)

BIHAR, HARYANA, MADHYA PRADESH, PUDUCHERRY, PUNJAB, ANDAMAN AND NICOBAR ISLANDS, DADRA AND NAGAR HAVELI, DAMAN AND DIU, LAKSHADWEEP

Food security(Antodaya Anna Yojana)

Off take

% Achievement of Target
During April-November, 2008

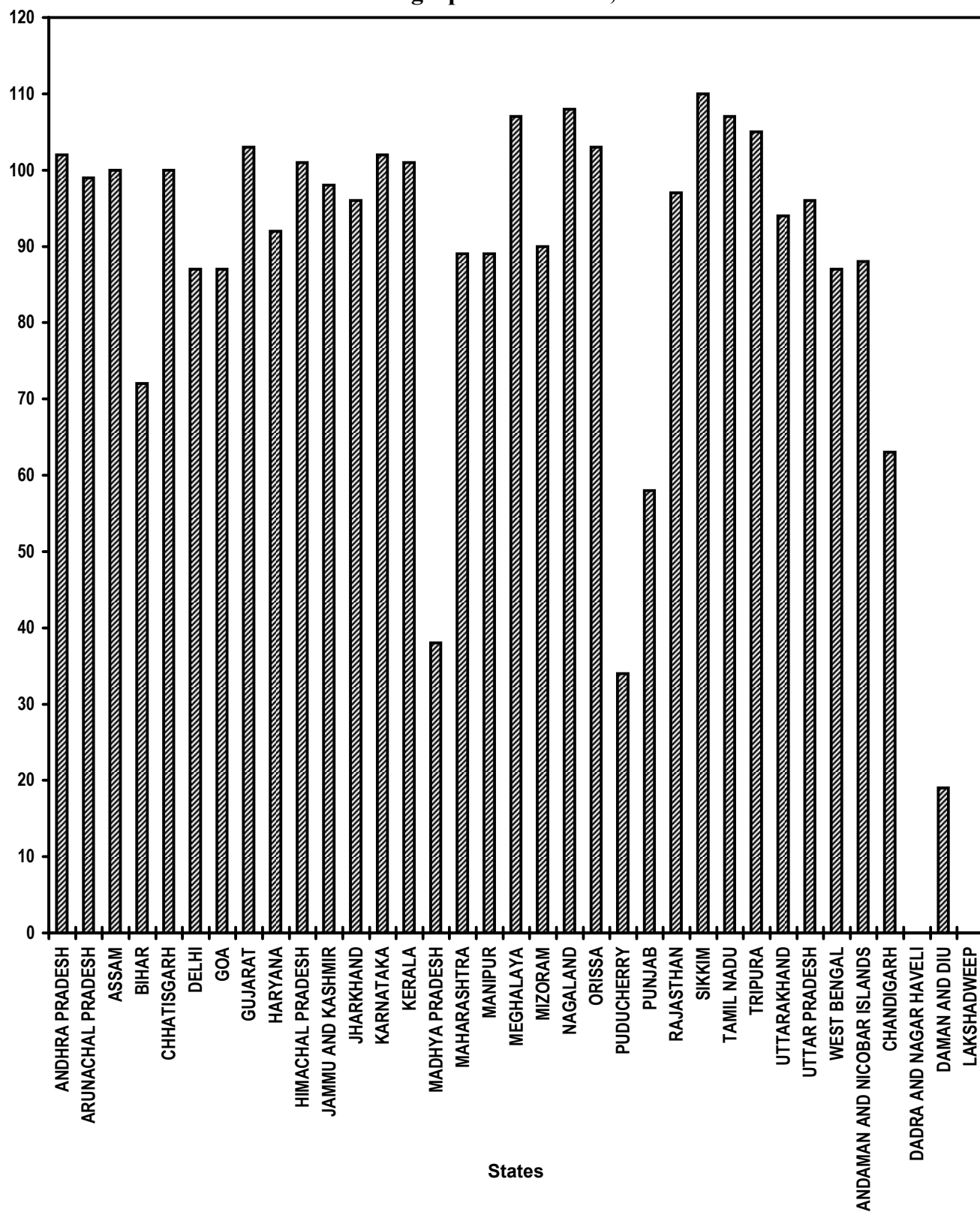


Table - 6(B)

Food Security (Antodaya Anna Yojana)

Sl. No.	State/UT Name	Allocation of	Off take	Percentage of
		Food Grains (Tonnes) April,2008- November,2008	April,2008- November,2008	offtake w.r.t. Allocation of Food Grains
(1)	(2)	(3)	(4)	(5)
1	ANDHRA PRADESH	4,36,192	4,46,384	102
2	ARUNACHAL PRADESH	10,648	10,547	99
3	ASSAM	1,97,128	1,97,994	100
4	BIHAR	6,79,992	4,92,083	72
5	CHHATISGARH	2,01,296	2,01,296	100
6	DELHI	42,056	36,611	87
7	GOA	4,072	3,527	87
8	GUJARAT	2,26,720	2,33,854	103
9	HARYANA	81,880	75,622	92
10	HIMACHAL PRADESH	55,160	55,922	101
11	JAMMU AND KASHMIR	71,592	70,332	98
12	JHARKHAND	2,57,024	2,47,943	96
13	KARNATAKA	3,35,928	3,43,157	102
14	KERALA	1,66,840	1,67,731	101
15	MADHYA PRADESH	4,42,840	1,69,747	38
16	MAHARASHTRA	6,89,920	6,12,425	89
17	MANIPUR	17,816	15,794	89
18	MEGHALAYA	19,656	20,945	107
19	MIZORAM	7,280	6,580	90
20	NAGALAND	13,312	14,402	108
21	ORISSA	3,54,080	3,66,193	103
22	PUDUCHERRY	9,032	3,092	34
23	PUNJAB	50,240	29,363	58
24	RAJASTHAN	2,60,992	2,53,313	97
25	SIKKIM	4,624	5,082	110
26	TAMIL NADU	5,22,096	5,59,014	107
27	TRIPURA	31,680	33,201	105
28	UTTARAKHAND	42,344	39,687	94
29	UTTAR PRADESH	11,46,320	11,05,719	96
30	WEST BENGAL	4,14,456	3,59,058	87
31	ANDAMAN AND NICOBAR ISLANDS	1,200	1,060	88
32	CHANDIGARH	592	370	62
33	DADRA AND NAGAR HAVELI	1,464	0	0
34	DAMAN AND DIU	424	81	19
35	LAKSHADWEEP	328	0	0
Grand Total		67,97,224	61,78,129	91

Very Good:(90% or above of targets)

ANDHRA PRADESH, ARUNACHAL PRADESH, ASSAM, CHHATISGARH, GUJARAT, HARYANA, HIMACHAL PRADESH, JAMMU AND KASHMIR, JHARKHAND, KARNATAKA, KERALA, MEGHALAYA, MIZORAM, NAGALAND, ORISSA, RAJASTHAN, SIKKIM, TAMIL NADU, TRIPURA, UTTARAKHAND, UTTAR PRADESH

Good:(Between 80% to 90% targets)

DELHI, GOA, MAHARASHTRA, MANIPUR, WEST BENGAL, ANDAMAN AND NICOBAR ISLANDS

Poor:(Below 80% of targets)

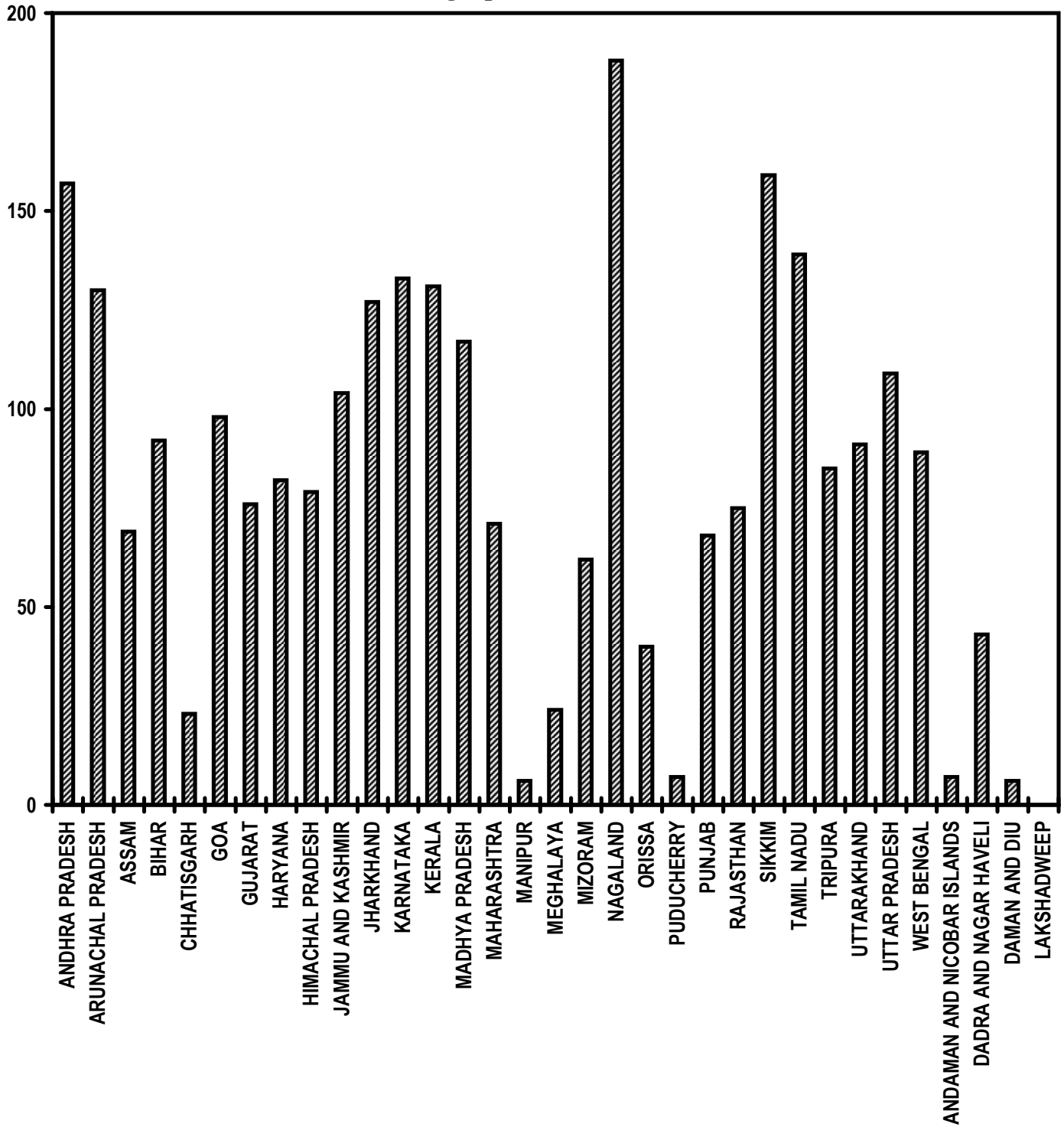
BIHAR, MADHYA PRADESH, PUDUCHERRY, PUNJAB, CHANDIGARH, DADRA AND NAGAR HAVELI, DAMAN AND DIU, LAKSHADWEEP

Rural Housing - Indira Awaas Yojana

Houses constructed

% Achievement of Target

During April-November, 2008



States

Table - 7

Rural Housing - Indira Awaas Yojana
Houses constructed
(Unit: Number)

Sl. No.	State/UT Name	Target		Achievement April,2008- November,2008	Percent Achievement April,2008- November,2008
		2008-2009	April,2008- November,2008		
(1)	(2)	(3)	(4)	(5)	(5)/(4)
1	ANDHRA PRADESH	1,92,132	89,661	1,40,691	157
2	ARUNACHAL PRADESH	6,770	3,158	4,096	130
3	ASSAM	1,49,699	69,860	47,882	69
4	BIHAR	5,67,125	2,64,658	2,44,382	92
5	CHHATISGARH	29,712	13,865	3249*	23
6	GOA	1,183	551	540	98
7	GUJARAT	94,226	43,973	33,234	76
8	HARYANA	13,229	6,173	5,058	82
9	HIMACHAL PRADESH	4,242	1,978	1,559	79
10	JAMMU AND KASHMIR	13,176	6,149	6,417	104
11	JHARKHAND	50,585	23,606	30,013	127
12	KARNATAKA	74,023	34,544	45,786	133
13	KERALA	41,164	19,208	25,207	131
14	MADHYA PRADESH	59,091	27,576	32,195	117
15	MAHARASHTRA	1,15,869	54,073	38,483	71
16	MANIPUR	5,877	2,744	176*	6
17	MEGHALAYA	10,235	4,776	1,161	24
18	MIZORAM	2,181	1,018	628	62
19	NAGALAND	6,773	3,160	5,931	188
20	ORISSA	1,11,422	51,996	20,602	40
21	PUDUCHERRY	910	425	28*	7
22	PUNJAB	16,361	7,634	5,224	68
23	RAJASTHAN	47,350	22,096	16,501	75
24	SIKKIM	1,295	604	963	159
25	TAMIL NADU	76,925	35,897	49,918	139
26	TRIPURA	13,187	6,154	5,240	85
27	UTTARAKHAND	11,610	5,417	4,906	91
28	UTTAR PRADESH	2,54,729	1,18,873	1,29,421	109
29	WEST BENGAL	1,53,697	71,725	64,131	89
30	ANDAMAN AND NICOBAR ISLANDS	1,828	853	60*	7
31	DADRA AND NAGAR HAVELI	305	142	61	43
32	DAMAN AND DIU	136	63	4	6
33	LAKSHADWEEP	118	56	0	0
Grand Total		21,27,165	9,92,666	9,63,747	97

Very Good:(90% or above of targets)

ANDHRA PRADESH, ARUNACHAL PRADESH, BIHAR, GOA, JAMMU AND KASHMIR, JHARKHAND, KARNATAKA, KERALA, MADHYA PRADESH, NAGALAND, SIKKIM, TAMIL NADU, UTTARAKHAND, UTTAR PRADESH

Good:(Between 80% to 90% targets)

HARYANA, TRIPURA, WEST BENGAL

Poor:(Below 80% of targets)

ASSAM, CHHATISGARH, GUJARAT, HIMACHAL PRADESH, MAHARASHTRA, MANIPUR, MEGHALAYA, MIZORAM, ORISSA, PUDUCHERRY, PUNJAB, RAJASTHAN, ANDAMAN AND NICOBAR ISLANDS, DADRA AND NAGAR HAVELI, DAMAN AND DIU, LAKSHADWEEP

* Figures furnished by Ministry of Rural Development

EWS/LIG Houses in Urban Areas

Houses constructed
% Achievement of Target
During April-November, 2008

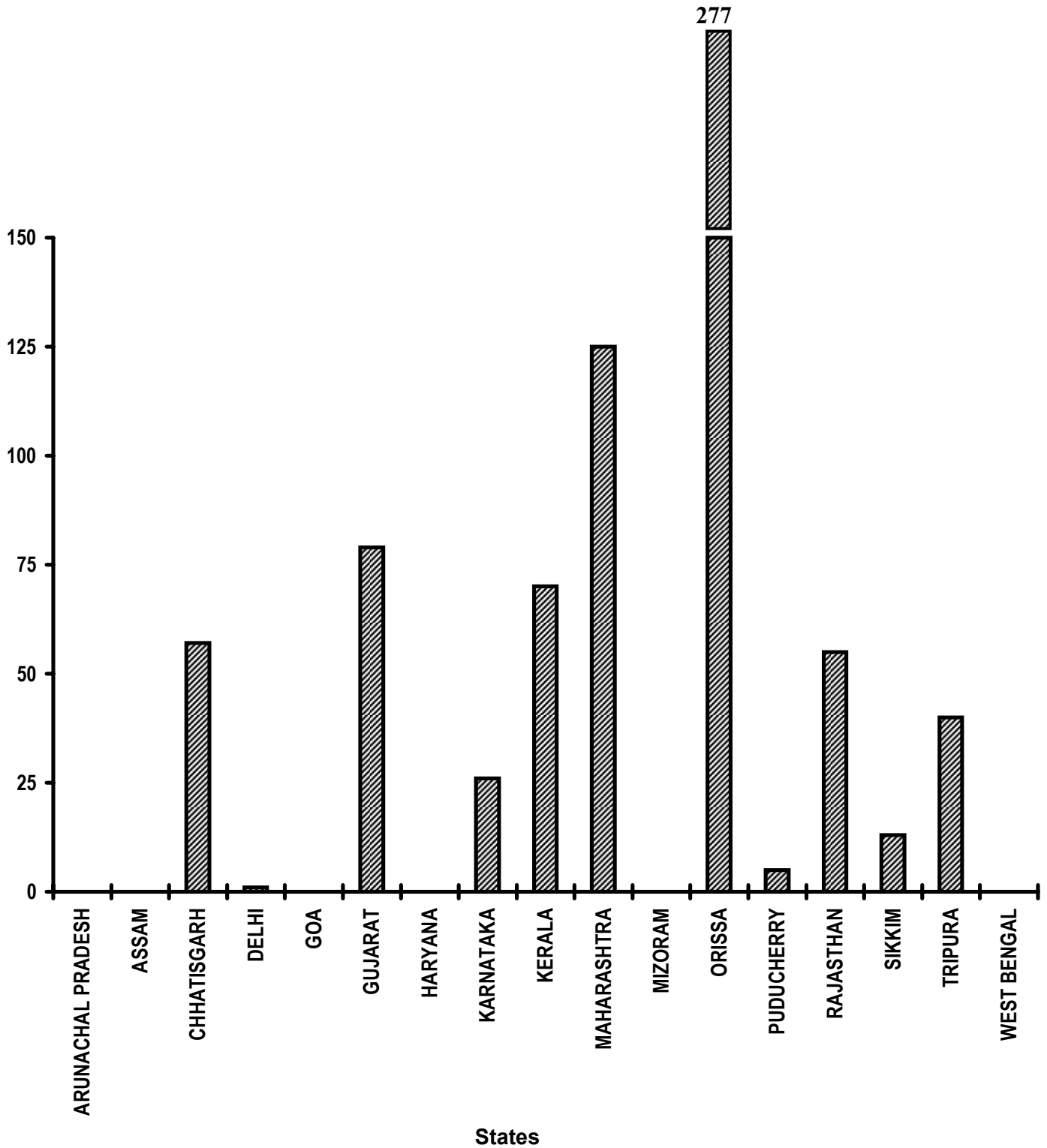


Table - 8

EWS/LIG Houses in Urban Areas
Houses constructed
(Unit: Number)

Sl. No.	State/UT Name	Target		Achievement	Percent Achievement
		2008-2009	April,2008- November,2008	April,2008- November,2008	April,2008- November,2008
(1)	(2)	(3)	(4)	(5)	(5)/(4)
1	ARUNACHAL PRADESH	488	320	0	0
2	ASSAM	293	193	0	0
3	CHHATISGARH	6,393	4,256	2,429	57
4	DELHI	80,000	53,328	410	1
5	GOA	130	86	0	0
6	GUJARAT	500	328	260	79
7	HARYANA	166	110	0	0
8	KARNATAKA	10,000	6,664	1,703	26
9	KERALA	2,200	1,464	1,032	70
10	MAHARASHTRA	14,033	9,353	11,737	125
11	MIZORAM	1,512	1,008	0	0
12	ORISSA	150	96	266	277
13	PUDUCHERRY	233	152	7	5
14	RAJASTHAN	2,288	1,520	835	55
15	SIKKIM	30	16	2	12
16	TRIPURA	456	304	121	40
17	WEST BENGAL	632	420	0	0
<i>Grand Total</i>		1,19,504	79,618	18,802	24

Very Good:(90% or above of targets)

MAHARASHTRA, ORISSA

Poor:(Below 80% of targets)

ARUNACHAL PRADESH, ASSAM, CHHATISGARH, DELHI, GOA, GUJARAT, HARYANA, KARNATAKA, KERALA, MIZORAM, PUDUCHERRY, RAJASTHAN, SIKKIM, TRIPURA, WEST BENGAL

Rural Areas - Accelerated Rural Water Supply Programme

Habitations covered (NC and PC)

% Achievement of Target
During April-November, 2008

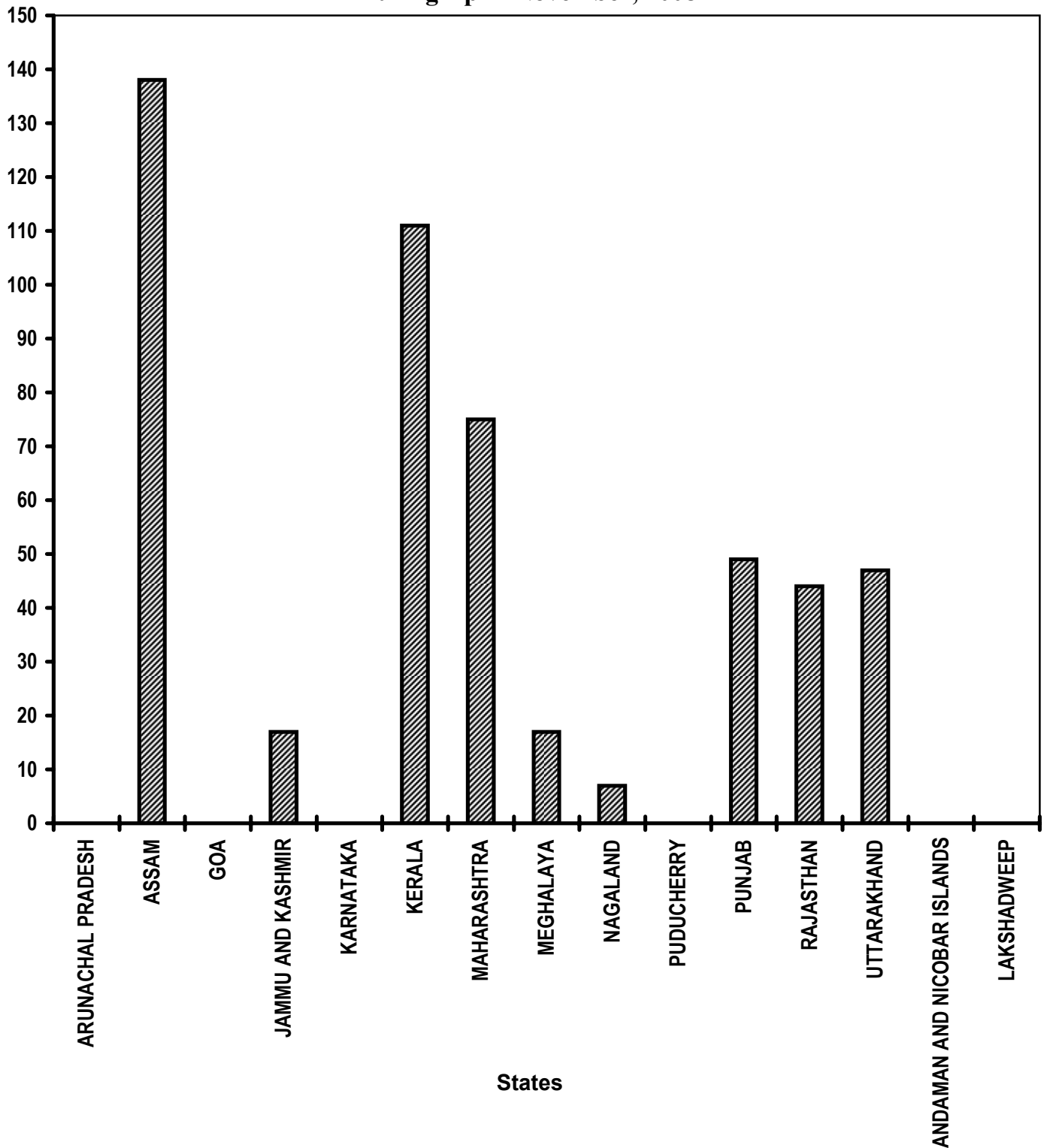


Table - 9(A)

Rural Areas - Accelerated Rural Water Supply Programme
Habitations covered (NC and PC)
(Unit: Number)

Sl. No.	State/UT Name	Target		Achievement	Percent Achievement
		2008-2009	April,2008- November,2008	April,2008- November,2008	April,2008- November,2008
(1)	(2)	(3)	(4)	(5)	(5)/(4)
1	ARUNACHAL PRADESH	65	32	0	0
2	ASSAM	273	136	188	138
3	GOA	3	-	1	-
4	JAMMU AND KASHMIR	1,786	893	151	17
5	KARNATAKA	453	226	0	0
6	KERALA	4,112	2,055	2,275	111
7	MAHARASHTRA	8,632	4,315	3,248	75
8	MEGHALAYA	14	6	1	17
9	NAGALAND	61	30	2	7
10	PUDUCHERRY	10	5	0	0
11	PUNJAB	342	170	83	49
12	RAJASTHAN	869	435	192	44
13	UTTARAKHAND	137	68	32	47
14	ANDAMAN AND NICOBAR ISLANDS	8	3	0	0
15	LAKSHADWEEP	10	5	0	0
<i>Grand Total</i>		16,775	8,379	6,173	74

Very Good:(90% or above of targets)

ASSAM, KERALA

Poor:(Below 80% of targets)

ARUNACHAL PRADESH, JAMMU AND KASHMIR, KARNATAKA, MAHARASHTRA, MEGHALAYA, NAGALAND, PUDUCHERRY, PUNJAB, RAJASTHAN, UTTARAKHAND, ANDAMAN AND NICOBAR ISLANDS, LAKSHADWEEP

Rural Areas - Accelerated Rural Water Supply Programme

Slipped back habitations and habitations with water quality problems addressed

% Achievement of Target
During April-November, 2008

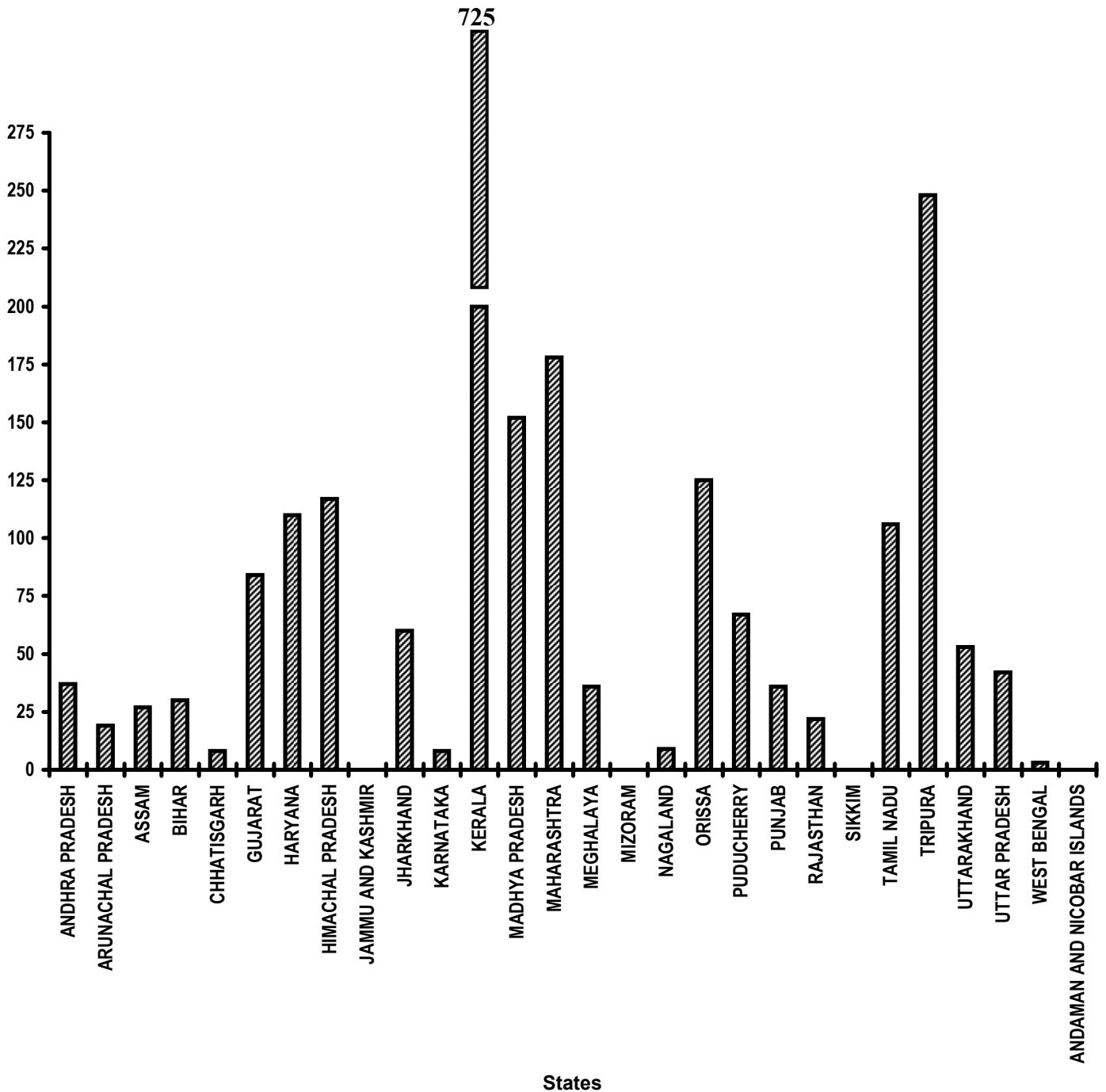


Table - 9(B)

Rural Areas - Accelerated Rural Water Supply Programme
Slipped back habitations and habitations with water quality problems addressed-ARWSP
(Unit: Number)

Sl. No.	State/UT Name	Target		Achievement	Percent Achievement
		2008-2009	April,2008- November,2008	April,2008- November,2008	April,2008- November,2008
(1)	(2)	(3)	(4)	(5)	(5)/(4)
1	ANDHRA PRADESH	15,889	7,945	2,954	37
2	ARUNACHAL PRADESH	2,390	1,195	223	19
3	ASSAM	22,826	11,413	3,057	27
4	BIHAR	39,956	19,979	6,070	30
5	CHHATISGARH	4,408	2,205	184	8
6	GUJARAT	4,232	2,116	1,774	84
7	HARYANA	635	316	349	110
8	HIMACHAL PRADESH	5,184	2,591	3,039	117
9	JAMMU AND KASHMIR	2,919	1,460	0	0
10	JHARKHAND	7,170	3,585	2,150	60
11	KARNATAKA	12,497	6,248	510	8
12	KERALA	484	241	1,748	725
13	MADHYA PRADESH	3,718	1,859	2,825	152
14	MAHARASHTRA	11,245	5,622	10,019	178
15	MEGHALAYA	1,867	933	334	36
16	MIZORAM	306	153	0	0
17	NAGALAND	109	55	5	9
18	ORISSA	16,492	8,248	10,269	125
19	PUDUCHERRY	18	9	6	67
20	PUNJAB	4,591	2,295	825	36
21	RAJASTHAN	24,785	12,394	2,674	22
22	SIKKIM	300	150	0	0
23	TAMIL NADU	4,602	2,300	2,436	106
24	TRIPURA	138	69	171	248
25	UTTARAKHAND	3,197	1,597	842	53
26	UTTAR PRADESH	1,639	819	348	42
27	WEST BENGAL	11,460	5,730	162	3
28	ANDAMAN AND NICOBAR ISLANDS	34	16	0	0
Grand Total		2,03,091	1,01,543	52,974	52

Very Good:(90% or above of targets)

HARYANA, HIMACHAL PRADESH, KERALA, MADHYA PRADESH, MAHARASHTRA, ORISSA, TAMIL NADU, TRIPURA

Good:(Between 80% to 90% targets)

GUJARAT

Poor:(Below 80% of targets)

ANDHRA PRADESH, ARUNACHAL PRADESH, ASSAM, BIHAR, CHHATISGARH, JAMMU AND KASHMIR, JHARKHAND, KARNATAKA, MEGHALAYA, MIZORAM, NAGALAND, PUDUCHERRY, PUNJAB, RAJASTHAN, SIKKIM, UTTARAKHAND, UTTAR PRADESH, WEST BENGAL, ANDAMAN AND NICOBAR ISLANDS

Table - 10

**Sanitation Programme in Rural Areas
(Unit: Number)**

Sl. No.		State/UT Name	Individual Household latrines constructed (Number) April,2008- November,2008
(1)	(2)	(3)	(3)
1	ANDHRA PRADESH		1,83,807
2	ARUNACHAL PRADESH		2,444
3	ASSAM		1,03,921
4	BIHAR		4,45,019
5	CHHATISGARH		1,48,000
6	DELHI		0
7	GOA		18,453
8	GUJARAT		5,59,037
9	HARYANA		2,31,661
10	HIMACHAL PRADESH		1,55,546
11	JAMMU AND KASHMIR		15,633
12	JHARKHAND		1,74,828
13	KARNATAKA		2,51,838
14	KERALA		49,645
15	MADHYA PRADESH		6,69,549
16	MAHARASHTRA		5,57,789
17	MANIPUR		1,516
18	MEGHALAYA		12,118
19	MIZORAM		8,201
20	NAGALAND		3,274
21	ORISSA		2,23,644
22	PUDUCHERRY		46
23	PUNJAB		2,57,603
24	RAJASTHAN		4,31,279
25	SIKKIM		3,712
26	TAMIL NADU		3,03,080
27	TRIPURA		54,111
28	UTTARAKHAND		56,446
29	UTTAR PRADESH		13,70,618
30	WEST BENGAL		4,04,332
31	ANDAMAN AND NICOBAR ISLANDS		0
32	CHANDIGARH		0
33	DADRA AND NAGAR HAVELI		0
34	DAMAN AND DIU		0
35	LAKSHADWEEP		0
Grand Total			66,97,150

Table - 11

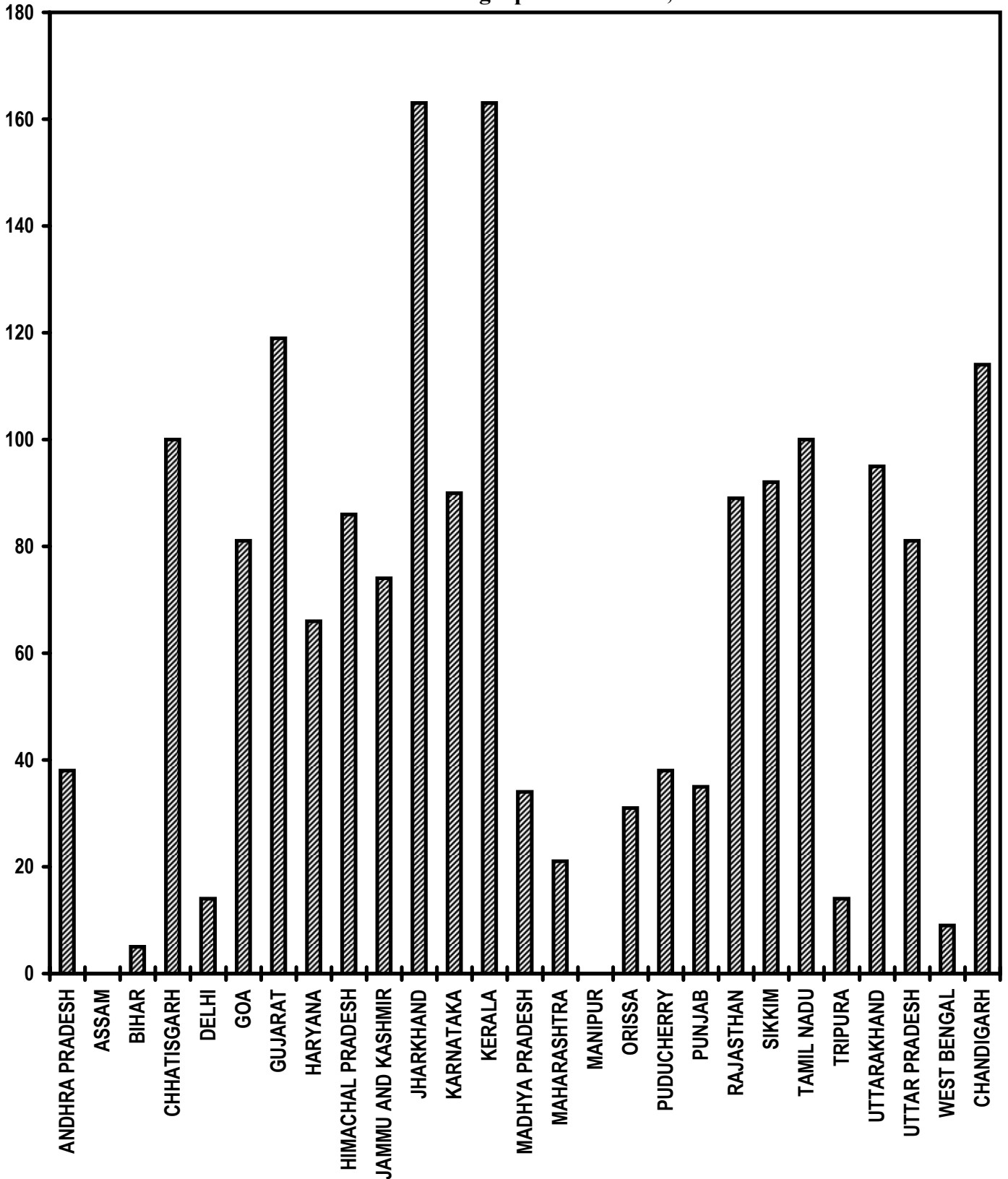
**Institutional Delivery
(Unit: Number)**

Sl. No.	State/UT Name	Delivery in institutions (Number) April,2008- November,2008
(1)	(2)	(3)
1	ANDHRA PRADESH	8,42,580
2	ARUNACHAL PRADESH	4,477
3	ASSAM	1,62,175
4	BIHAR	2,54,001
5	CHHATISGARH	37,035
6	DELHI	87,250
7	GOA	14,029
8	GUJARAT	6,30,363
9	HARYANA	8,59,078
10	HIMACHAL PRADESH	39,448
11	JAMMU AND KASHMIR	95,907
12	JHARKHAND	1,31,388
13	KARNATAKA	4,55,401
14	KERALA	3,18,663
15	MADHYA PRADESH	8,75,118
16	MAHARASHTRA	8,23,970
17	MANIPUR	5,930
18	MEGHALAYA	14,585
19	MIZORAM	0
20	NAGALAND	11
21	ORISSA	3,35,532
22	PUDUCHERRY	30,998
23	PUNJAB	1,52,987
24	RAJASTHAN	7,10,217
25	SIKKIM	4,306
26	TAMIL NADU	7,32,482
27	TRIPURA	20,292
28	UTTARAKHAND	51,035
29	UTTAR PRADESH	10,79,145
30	WEST BENGAL	3,47,697
31	ANDAMAN AND NICOBAR ISLANDS	3,161
32	CHANDIGARH	12,678
33	DADRA AND NAGAR HAVELI	1,708
34	DAMAN AND DIU	1,629
35	LAKSHADWEEP	341
Grand Total		91,35,617

SC Families Assisted

% Achievement of Target

During April-November, 2008



States

48

Table - 12

**SC Families Assisted
(Unit: Number)**

Sl. No.	State/UT Name	Target		Achievement	Percent
		2008-2009	April,2008- November,2008	April,2008- November,2008	Achievement April,2008- November,2008
(1)	(2)	(3)	(4)	(5)	(5)/(4)
1	ANDHRA PRADESH	4,50,000	3,00,000	1,13,196	38
2	ASSAM	44,000	29,328	0	0
3	BIHAR	2,55,000	1,70,000	7,840	5
4	CHHATISGARH	3,75,000	2,50,000	2,49,643	100
5	DELHI	5,000	3,328	453	14
6	GOA	550	360	292	81
7	GUJARAT	1,40,000	93,328	1,10,815	119
8	HARYANA	88,500	59,000	39,062	66
9	HIMACHAL PRADESH	58,000	38,664	33,393	86
10	JAMMU AND KASHMIR	1,100	728	537	74
11	JHARKHAND	5,50,000	3,66,664	5,98,780	163
12	KARNATAKA	5,00,000	3,33,328	2,98,695	90
13	KERALA	33,000	22,000	35,791	163
14	MADHYA PRADESH	2,43,000	1,62,000	55,746	34
15	MAHARASHTRA	1,54,000	1,02,664	22,021	21
16	MANIPUR	550	360	0	0
17	ORISSA	72,600	48,400	15,083	31
18	PUDUCHERRY	5,000	3,328	1,260	38
19	PUNJAB	88,000	58,664	20,778	35
20	RAJASTHAN	4,12,000	2,74,664	2,43,616	89
21	SIKKIM	2,200	1,464	1,346	92
22	TAMIL NADU	9,00,000	6,00,000	6,00,318	100
23	TRIPURA	22,000	14,664	2,117	14
24	UTTARAKHAND	7,000	4,664	4,418	95
25	UTTAR PRADESH	2,57,000	1,71,328	1,39,156	81
26	WEST BENGAL	1,10,000	73,328	6,427	9
27	CHANDIGARH	700	464	530	114
Grand Total		47,74,200	31,82,720	26,01,313	82

Very Good:(90% or above of targets)

CHHATISGARH, GUJARAT, JHARKHAND, KARNATAKA, KERALA, SIKKIM, TAMIL NADU, UTTARAKHAND, CHANDIGARH

Good:(Between 80% to 90% targets)

GOA, HIMACHAL PRADESH, RAJASTHAN, UTTAR PRADESH

Poor:(Below 80% of targets)

ANDHRA PRADESH, ASSAM, BIHAR, DELHI, HARYANA, JAMMU AND KASHMIR, MADHYA PRADESH, MAHARASHTRA, MANIPUR, ORISSA, PUDUCHERRY, PUNJAB, TRIPURA, WEST BENGAL

* Since the target for 2008-09 have not been received from the concerned Nodal Ministry, the target for the year 2007-08 has been repeated .

Universalization of ICDS Scheme

ICDS Blocks Operational (Cumulative)

% Achievement of Target
During April-November, 2008

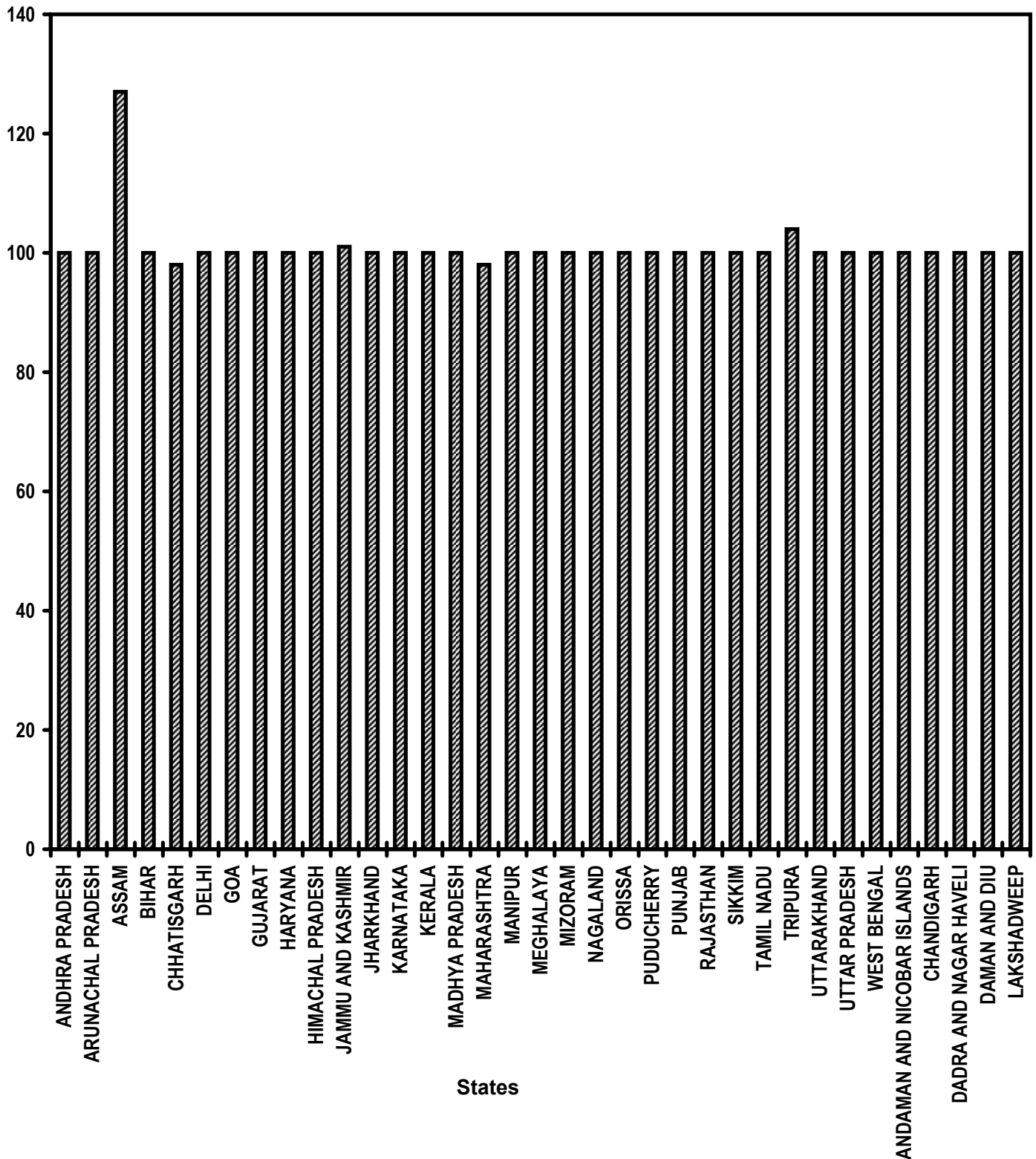


Table - 13

Universalization of ICDS Scheme
ICDS Blocks Operational (Cumulative)
(Unit: Number)

Sl. No.	State/UT Name	Target		Achievement	Percent Achievement
		2008-2009	April,2008- November,2008	April,2008- November,2008	April,2008- November,2008
(1)	(2)	(3)	(4)	(5)	(5)/(4)
1	ANDHRA PRADESH	385	385	385	100
2	ARUNACHAL PRADESH	85	85	85	100
3	ASSAM	223	223	284	127
4	BIHAR	545	545	544	100
5	CHHATISGARH	163	163	160	98
6	DELHI	50	50	50	100
7	GOA	11	11	11	100
8	GUJARAT	260	260	260	100
9	HARYANA	137	137	137	100
10	HIMACHAL PRADESH	76	76	76	100
11	JAMMU AND KASHMIR	140	140	141	101
12	JHARKHAND	204	204	204	100
13	KARNATAKA	185	185	185	100
14	KERALA	163	163	163	100
15	MADHYA PRADESH	367	367	367	100
16	MAHARASHTRA	451	451	444	98
17	MANIPUR	38	38	38	100
18	MEGHALAYA	41	41	41	100
19	MIZORAM	23	23	23	100
20	NAGALAND	56	56	56	100
21	ORISSA	326	326	326	100
22	PUDUCHERRY	5	5	5	100
23	PUNJAB	148	148	148	100
24	RAJASTHAN	278	278	278	100
25	SIKKIM	11	11	11	100
26	TAMIL NADU	434	434	434	100
27	TRIPURA	54	54	56	104
28	UTTARAKHAND	99	99	99	100
29	UTTAR PRADESH	897	897	899	100
30	WEST BENGAL	416	416	414	100
31	ANDAMAN AND NICOBAR ISLANDS	5	5	5	100
32	CHANDIGARH	3	3	3	100
33	DADRA AND NAGAR HAVELI	2	2	2	100
34	DAMAN AND DIU	2	2	2	100
35	LAKSHADWEEP	1	1	1	100
Grand Total		6,284	6,284	6,337	101

Very Good:(90% or above of targets)

ANDHRA PRADESH, ARUNACHAL PRADESH, ASSAM, BIHAR, CHHATISGARH, DELHI, GOA, GUJARAT, HARYANA, HIMACHAL PRADESH, JAMMU AND KASHMIR, JHARKHAND, KARNATAKA, KERALA, MADHYA PRADESH, MAHARASHTRA, MANIPUR, MEGHALAYA, MIZORAM, NAGALAND, ORISSA, PUDUCHERRY, PUNJAB, RAJASTHAN, SIKKIM, TAMIL NADU, TRIPURA, UTTARAKHAND, UTTAR PRADESH, WEST BENGAL, ANDAMAN AND NICOBAR ISLANDS, CHANDIGARH, DADRA AND NAGAR HAVELI, DAMAN AND DIU, LAKSHADWEEP

Functional Anganwadis

(Cumulative)

% Achievement of Target

During April-November, 2008

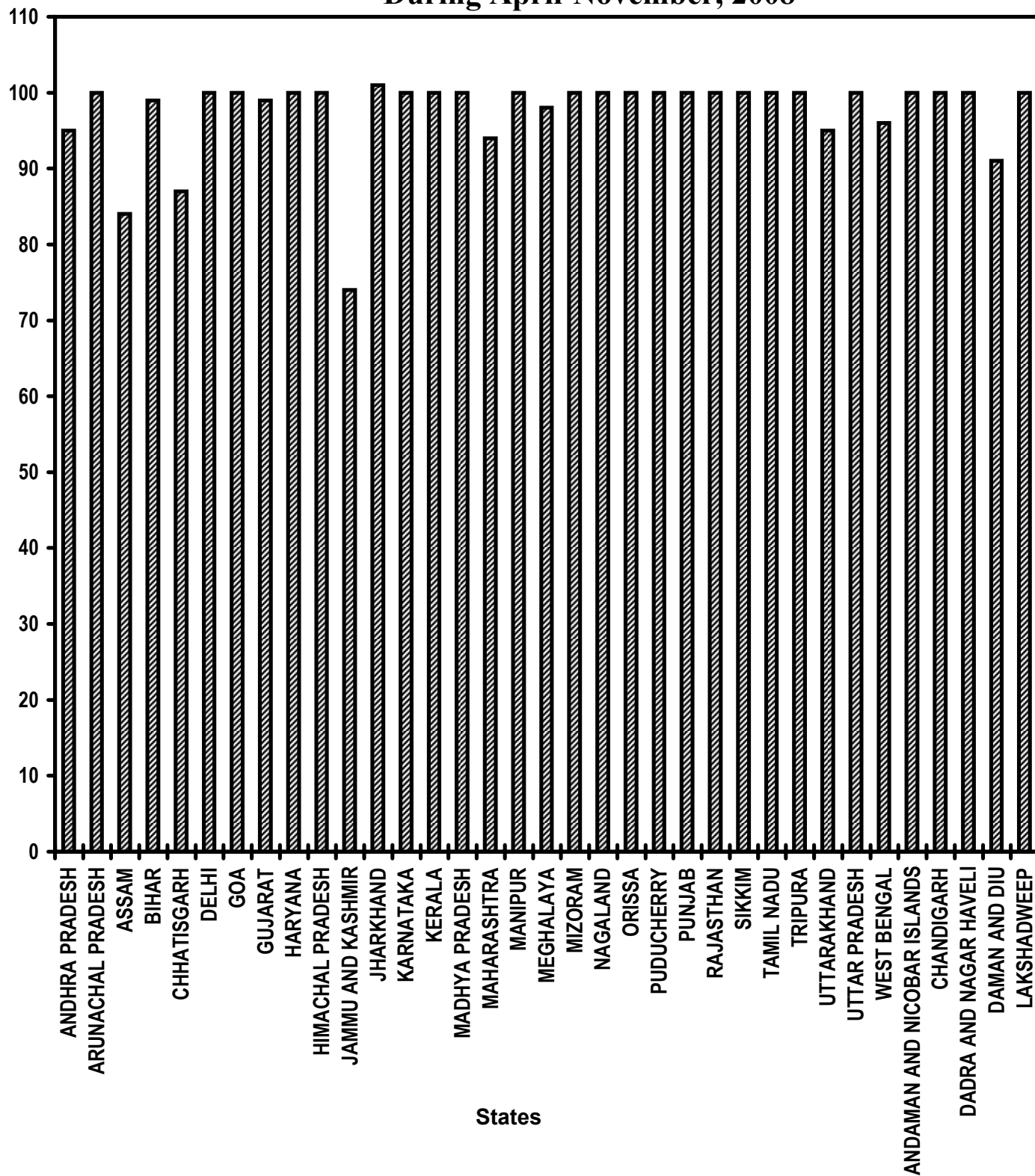


Table - 14

Functional Anganwadis
Anganwadis Functional (Cumulative)
(Unit: Number)

Sl. No.	State/UT Name	Target		Achievement	Percent
		2008-2009	April,2008- November,2008	April,2008- November,2008	Achievement April,2008- November,2008
(1)	(2)	(3)	(4)	(5)	(5)/(4)
1	ANDHRA PRADESH	73,944	73,944	70,444	95
2	ARUNACHAL PRADESH	4,277	4,277	4,277	100
3	ASSAM	37,082	37,082	31,230	84
4	BIHAR	81,088	81,088	80,211	99
5	CHHATISGARH	34,937	34,937	30,475	87
6	DELHI	6,106	6,106	6,106	100
7	GOA	1,112	1,112	1,112	100
8	GUJARAT	44,179	44,179	43,661	99
9	HARYANA	17,192	17,192	17,192	100
10	HIMACHAL PRADESH	18,248	18,248	18,248	100
11	JAMMU AND KASHMIR	25,483	25,483	18,847	74
12	JHARKHAND	32,097	32,097	32,343	101
13	KARNATAKA	54,260	54,260	54,260	100
14	KERALA	32,115	32,115	32,205	100
15	MADHYA PRADESH	69,238	69,238	68,973	100
16	MAHARASHTRA	84,867	84,867	80,184	94
17	MANIPUR	7,621	7,621	7,639	100
18	MEGHALAYA	3,388	3,388	3,327	98
19	MIZORAM	1,682	1,682	1,682	100
20	NAGALAND	3,194	3,194	3,194	100
21	ORISSA	41,697	41,697	41,697	100
22	PUDUCHERRY	688	688	688	100
23	PUNJAB	20,169	20,169	20,169	100
24	RAJASTHAN	48,372	48,372	48,356	100
25	SIKKIM	988	988	988	100
26	TAMIL NADU	47,265	47,265	47,265	100
27	TRIPURA	7,351	7,351	7,355	100
28	UTTARAKHAND	9,664	9,664	9,198	95
29	UTTAR PRADESH	1,50,727	1,50,727	1,50,799	100
30	WEST BENGAL	92,152	92,152	88,456	96
31	ANDAMAN AND NICOBAR ISLANDS	672	672	672	100
32	CHANDIGARH	370	370	370	100
33	DADRA AND NAGAR HAVELI	219	219	219	100
34	DAMAN AND DIU	107	107	97	91
35	LAKSHADWEEP	87	87	87	100
Grand Total		10,52,638	10,52,638	10,22,026	97

Very Good:(90% or above of targets)

ANDHRA PRADESH, ARUNACHAL PRADESH, BIHAR, DELHI, GOA, GUJARAT, HARYANA, HIMACHAL PRADESH, JHARKHAND, KARNATAKA, KERALA, MADHYA PRADESH, MAHARASHTRA, MANIPUR, MEGHALAYA, MIZORAM, NAGALAND, ORISSA, PUDUCHERRY, PUNJAB, RAJASTHAN, SIKKIM, TAMIL NADU, TRIPURA, UTTARAKHAND, UTTAR PRADESH, WEST BENGAL, ANDAMAN AND NICOBAR ISLANDS, CHANDIGARH, DADRA AND NAGAR HAVELI, DAMAN AND DIU, LAKSHADWEEP

Good:(Between 80% to 90% targets)

ASSAM, CHHATISGARH

Poor:(Below 80% of targets)

JAMMU AND KASHMIR

Table - 15

**No. of Urban poor families assisted under Seven Point Charter
Poor Families Assisted
(Unit: Number)**

Sl. No.	State/UT Name	Target		Achievement	Percent Achievement
		2008-2009	April,2008- November,2008	April,2008- November,2008	April,2008- November,2008
(1)	(2)	(3)	(4)	(5)	(5)/(4)
1	ASSAM	250	160	0	0
2	CHHATISGARH	5,000	3,328	9,000	270
3	GUJARAT	4,000	2,664	2,500	94
4	KARNATAKA	3,140	2,088	387	19
5	MAHARASHTRA	50,037	33,357	0	0
6	MEGHALAYA	875	584	179	31
7	SIKKIM	1,200	800	660	82
8	TAMIL NADU	20,000	13,328	5,000	38
<i>Grand Total</i>		84,502	56,309	17,726	31

Very Good:(90% or above of targets)

CHHATISGARH, GUJARAT

Good:(Between 80% to 90% targets)

SIKKIM

Poor:(Below 80% of targets)

ASSAM, KARNATAKA, MAHARASHTRA, MEGHALAYA, TAMIL NADU

Afforestation (Public and Forest Lands)

Area Covered under Plantation

% Achievement of Target
During April-November, 2008

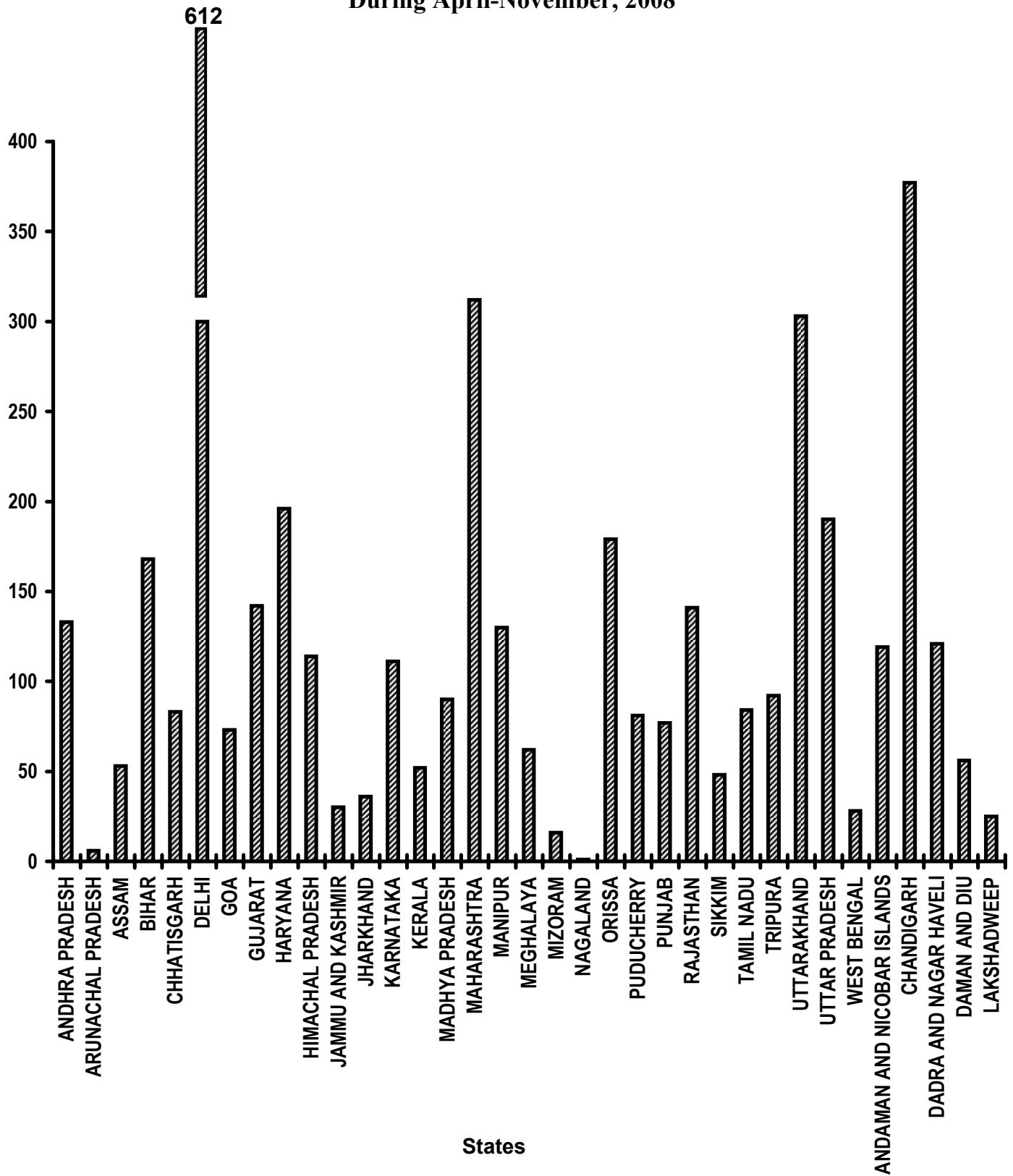


Table - 16(A)

**Afforestation (Public and Forest Lands)
Area Covered under Plantation
(Unit: Hectares)**

Sl. No.	State/UT Name	Target		Achievement April,2008- November,2008	Percent Achievement April,2008- November,2008
		2008-2009	April,2008- November,2008		
(1)	(2)	(3)	(4)	(5)	(5)/(4)
1	ANDHRA PRADESH	3,00,000	2,00,000	2,65,233	133
2	ARUNACHAL PRADESH	10,000	6,664	433	6
3	ASSAM	18,000	12,000	6,412	53
4	BIHAR	20,000	13,328	22,406	168
5	CHHATISGARH	1,20,000	80,000	66,762	83
6	DELHI	20	8	49	612
7	GOA	1,000	664	483	73
8	GUJARAT	1,10,000	73,328	1,04,227	142
9	HARYANA	18,000	12,000	23,554	196
10	HIMACHAL PRADESH	20,000	13,328	15,220	114
11	JAMMU AND KASHMIR	25,000	16,664	4,970	30
12	JHARKHAND	1,00,000	66,664	24,284	36
13	KARNATAKA	1,00,000	66,664	73,979	111
14	KERALA	15,000	10,000	5,187	52
15	MADHYA PRADESH	2,55,000	1,70,000	1,53,755	90
16	MAHARASHTRA	1,10,000	73,328	2,28,977	312
17	MANIPUR	10,000	6,664	8,648	130
18	MEGHALAYA	6,200	4,128	2,552	62
19	MIZORAM	10,000	6,664	1,050	16
20	NAGALAND	26,500	17,664	173	1
21	ORISSA	80,000	53,328	95,586	179
22	PUDUCHERRY	50	32	26	81
23	PUNJAB	15,000	10,000	7,674	77
24	RAJASTHAN	40,000	26,664	37,616	141
25	SIKKIM	12,000	8,000	3,862	48
26	TAMIL NADU	1,45,000	96,664	81,401	84
27	TRIPURA	16,000	10,664	9,863	92
28	UTTARAKHAND	60,000	40,000	1,21,015	303
29	UTTAR PRADESH	55,000	36,664	69,537	190
30	WEST BENGAL	72,000	48,000	13,497	28
31	ANDAMAN AND NICOBAR ISLANDS	1,200	800	954	119
32	CHANDIGARH	150	96	362	377
33	DADRA AND NAGAR HAVELI	250	160	194	121
34	DAMAN AND DIU	30	16	9	56
35	LAKSHADWEEP	20	8	2	25
Grand Total		17,71,420	11,80,856	14,49,952	123

Very Good:(90% or above of targets)

ANDHRA PRADESH, BIHAR, DELHI, GUJARAT, HARYANA, HIMACHAL PRADESH, KARNATAKA, MADHYA PRADESH, MAHARASHTRA, MANIPUR, ORISSA, RAJASTHAN, TRIPURA, UTTARAKHAND, UTTAR PRADESH, ANDAMAN AND NICOBAR ISLANDS, CHANDIGARH, DADRA AND NAGAR HAVELI

Good:(Between 80% to 90% targets)

CHHATISGARH, PUDUCHERRY, TAMIL NADU

Poor:(Below 80% of targets)

ARUNACHAL PRADESH, ASSAM, GOA, JAMMU AND KASHMIR, JHARKHAND, KERALA, MEGHALAYA, MIZORAM, NAGALAND, PUNJAB, SIKKIM, WEST BENGAL, DAMAN AND DIU, LAKSHADWEEP

Afforestation (Public and Forest Lands)

Seedlings planted
 % Achievement of Target
 During April-November, 2008

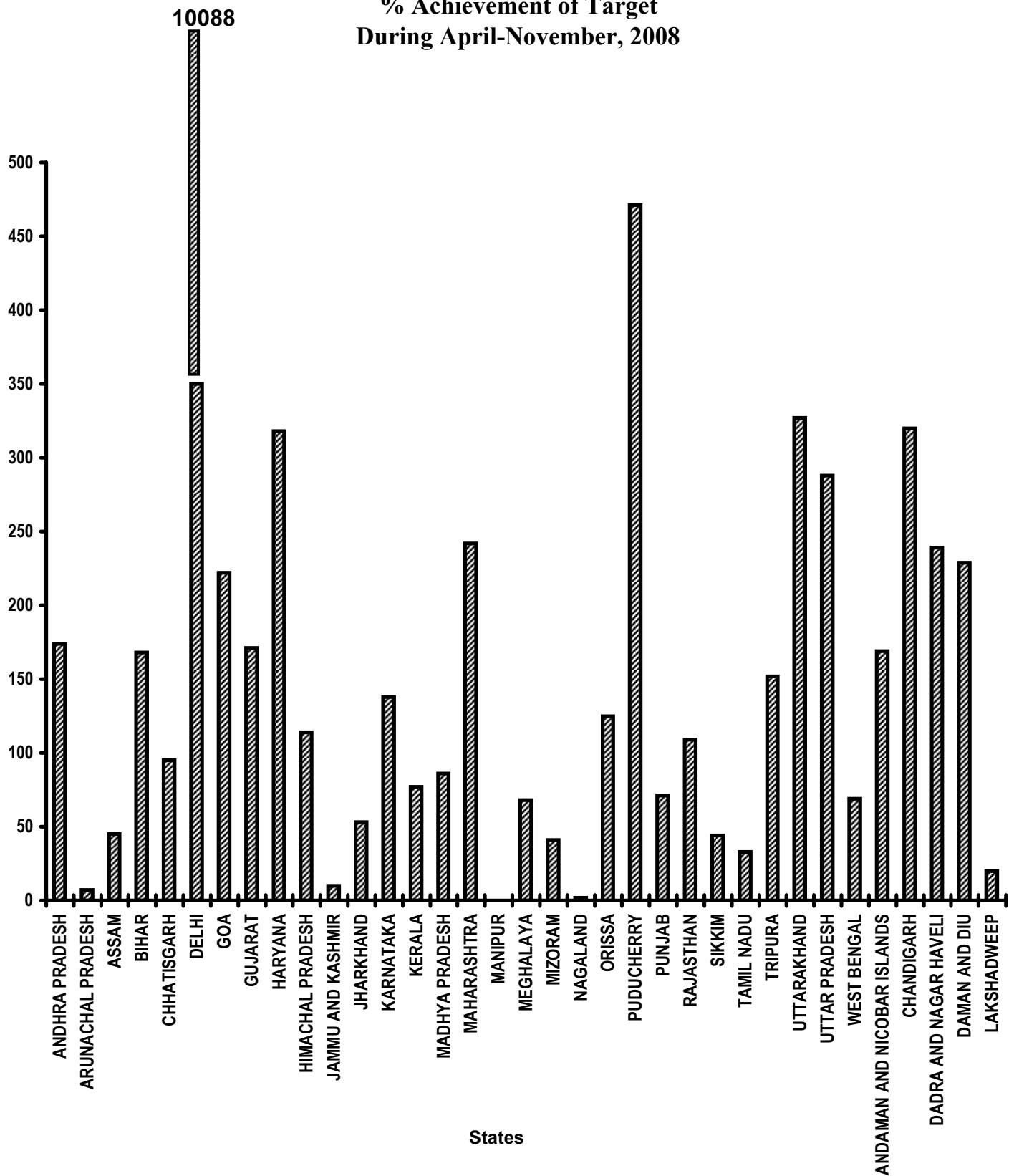


Table - 16(B)

**Afforestation (Public and Forest Lands)
Seedlings planted
(Unit: Number)**

Sl. No.	State/UT Name	Target		Achievement April,2008- November,2008	Percent Achievement April,2008- November,2008
		2008-2009	April,2008- November,2008		
(1)	(2)	(3)	(4)	(5)	(5)/(4)
1	ANDHRA PRADESH	19,50,00,000	13,00,00,000	22,61,31,427	174
2	ARUNACHAL PRADESH	65,00,000	43,33,328	3,17,847	7
3	ASSAM	1,17,00,000	78,00,000	35,00,000	45
4	BIHAR	1,30,00,000	86,66,664	1,45,64,000	168
5	CHHATISGARH	7,80,00,000	5,20,00,000	4,91,75,000	95
6	DELHI	13,000	8,664	8,74,000	10,088
7	GOA	6,50,000	4,33,328	9,60,000	222
8	GUJARAT	7,15,00,000	4,76,66,664	8,15,01,000	171
9	HARYANA	1,17,00,000	78,00,000	2,47,70,000	318
10	HIMACHAL PRADESH	1,30,00,000	86,66,664	99,00,000	114
11	JAMMU AND KASHMIR	1,62,50,000	1,08,33,328	11,27,000	10
12	JHARKHAND	6,50,00,000	4,33,33,328	2,30,60,293	53
13	KARNATAKA	6,50,00,000	4,33,33,328	5,98,41,600	138
14	KERALA	97,50,000	65,00,000	50,08,487	77
15	MADHYA PRADESH	16,57,50,000	11,05,00,000	9,50,00,000	86
16	MAHARASHTRA	7,15,00,000	4,76,66,664	11,55,39,000	242
17	MANIPUR	65,00,000	43,33,328	0	0
18	MEGHALAYA	40,30,000	26,86,664	18,21,272	68
19	MIZORAM	65,00,000	43,33,328	17,63,000	41
20	NAGALAND	1,72,25,000	1,14,83,328	2,00,000	2
21	ORISSA	5,20,00,000	3,46,66,664	4,33,21,700	125
22	PUDUCHERRY	33,000	22,000	1,03,565	471
23	PUNJAB	97,50,000	65,00,000	46,20,000	71
24	RAJASTHAN	2,60,00,000	1,73,33,328	1,88,79,000	109
25	SIKKIM	78,00,000	52,00,000	23,04,547	44
26	TAMIL NADU	9,42,50,000	6,28,33,328	2,07,03,400	33
27	TRIPURA	1,04,00,000	69,33,328	1,05,43,000	152
28	UTTARAKHAND	3,90,00,000	2,60,00,000	8,51,00,000	327
29	UTTAR PRADESH	3,57,50,000	2,38,33,328	6,86,52,155	288
30	WEST BENGAL	4,68,00,000	3,12,00,000	2,15,95,000	69
31	ANDAMAN AND NICOBAR ISLANDS	7,80,000	5,20,000	8,78,904	169
32	CHANDIGARH	98,000	65,328	2,09,259	320
33	DADRA AND NAGAR HAVELI	1,63,000	1,08,664	2,60,000	239
34	DAMAN AND DIU	20,000	13,328	30,520	229
35	LAKSHADWEEP	13,000	8,664	1,690	20
Grand Total		1,15,14,25,000	76,76,16,568	99,22,56,666	129

Very Good:(90% or above of targets)

ANDHRA PRADESH, BIHAR, CHHATISGARH, DELHI, GOA, GUJARAT, HARYANA, HIMACHAL PRADESH, KARNATAKA, MAHARASHTRA, ORISSA, PUDUCHERRY, RAJASTHAN, TRIPURA, UTTARAKHAND, UTTAR PRADESH, ANDAMAN AND NICOBAR ISLANDS, CHANDIGARH, DADRA AND NAGAR HAVELI, DAMAN AND DIU

Good:(Between 80% to 90% targets)

MADHYA PRADESH

Poor:(Below 80% of targets)

ARUNACHAL PRADESH, ASSAM, JAMMU AND KASHMIR, JHARKHAND, KERALA, MANIPUR, MEGHALAYA, MIZORAM, NAGALAND, PUNJAB, SIKKIM, TAMIL NADU, WEST BENGAL, LAKSHADWEEP

Rural Roads - PMGSY

Length of Road Constructed

% Achievement of Target
During April-November, 2008

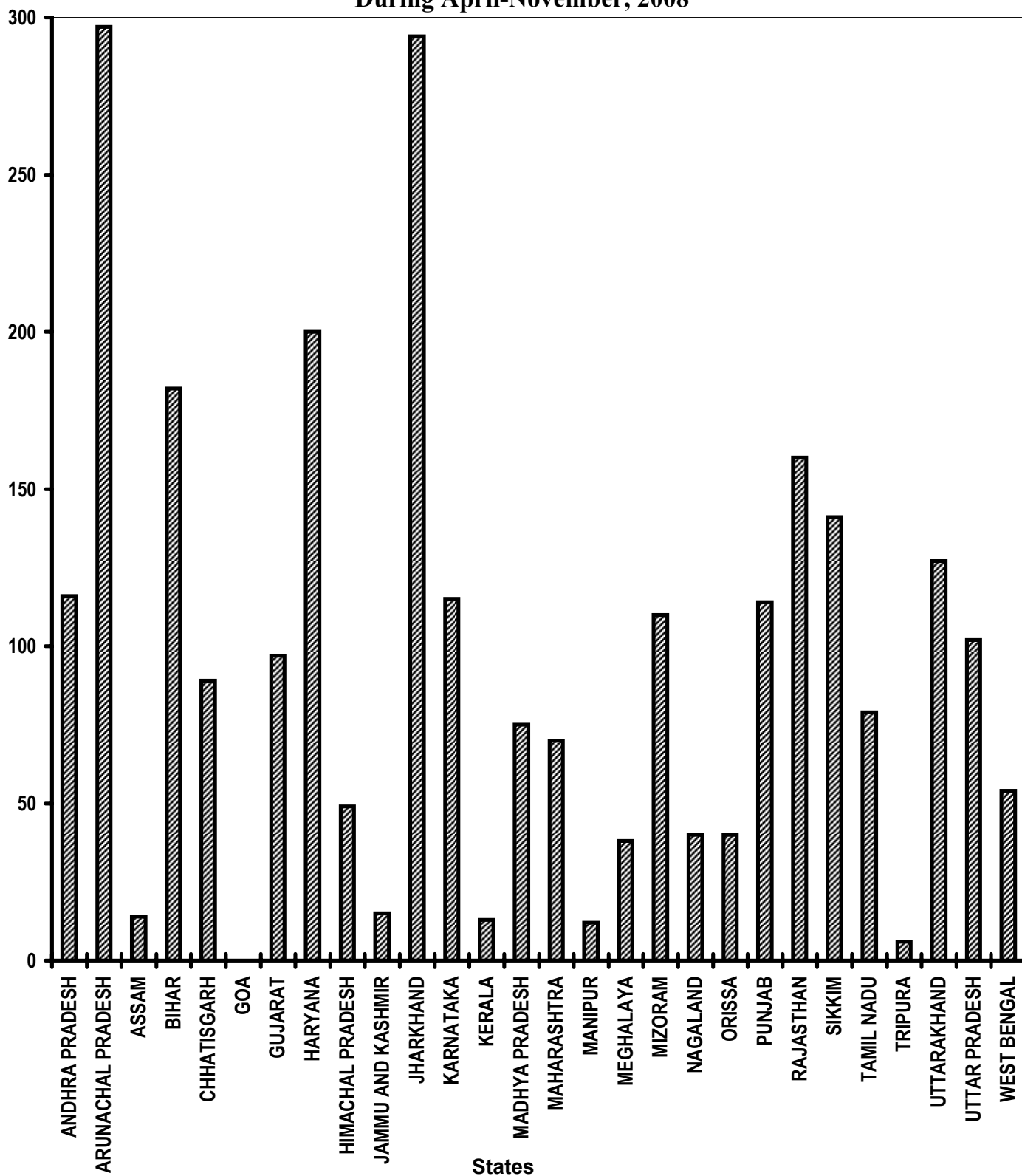


Table - 17

Rural Roads - PMGSY
Length of Road Constructed
(Unit: Kilometer)

Sl. No.	State/UT Name	Target		Achievement April,2008- November,2008	Percent Achievement April,2008- November,2008
		2008-2009	April,2008- November,2008		
(1)	(2)	(3)	(4)	(5)	(5)/(4)
1	ANDHRA PRADESH	2,500	1,084	1256*	116
2	ARUNACHAL PRADESH	290	125	371	297
3	ASSAM	2,730	1,183	161*	14
4	BIHAR	5,857	2,537	4,617	182
5	CHHATISGARH	4,250	1,841	1,634	89
6	GOA	5	1	0	0
7	GUJARAT	1,000	434	421	97
8	HARYANA	750	325	651	200
9	HIMACHAL PRADESH	1,660	720	353	49
10	JAMMU AND KASHMIR	1,550	671	99	15
11	JHARKHAND	1,200	520	1,530	294
12	KARNATAKA	1,820	788	909	115
13	KERALA	480	208	26	12
14	MADHYA PRADESH	7,000	3,034	2,274	75
15	MAHARASHTRA	4,000	1,734	1,217	70
16	MANIPUR	900	390	45	12
17	MEGHALAYA	150	65	25	38
18	MIZORAM	280	122	134	110
19	NAGALAND	430	187	75*	40
20	ORISSA	6,000	2,600	1,050	40
21	PUNJAB	1,000	433	495	114
22	RAJASTHAN	8,200	3,554	5,696	160
23	SIKKIM	280	122	172	141
24	TAMIL NADU	938	406	319	79
25	TRIPURA	750	325	20	6
26	UTTARAKHAND	750	325	413	127
27	UTTAR PRADESH	7,610	3,297	3,353	102
28	WEST BENGAL	2,060	892	478	54
Grand Total		64,440	27,923	27,794	100

Very Good:(90% or above of targets)

ANDHRA PRADESH, ARUNACHAL PRADESH, BIHAR, GUJARAT, HARYANA, JHARKHAND, KARNATAKA, MIZORAM, PUNJAB, RAJASTHAN, SIKKIM, UTTARAKHAND, UTTAR PRADESH

Good:(Between 80% to 90% targets)

CHHATISGARH

Poor:(Below 80% of targets)

ASSAM, GOA, HIMACHAL PRADESH, JAMMU AND KASHMIR, KERALA, MADHYA PRADESH, MAHARASHTRA, MANIPUR, MEGHALAYA, NAGALAND, ORISSA, TAMIL NADU, TRIPURA, WEST BENGAL

* Figures furnished by Ministry of Rural Development

Rajiv Gandhi Grameen Vidyutikaran Yojana

Villages electrified
% Achievement of Target
During April-November, 2008

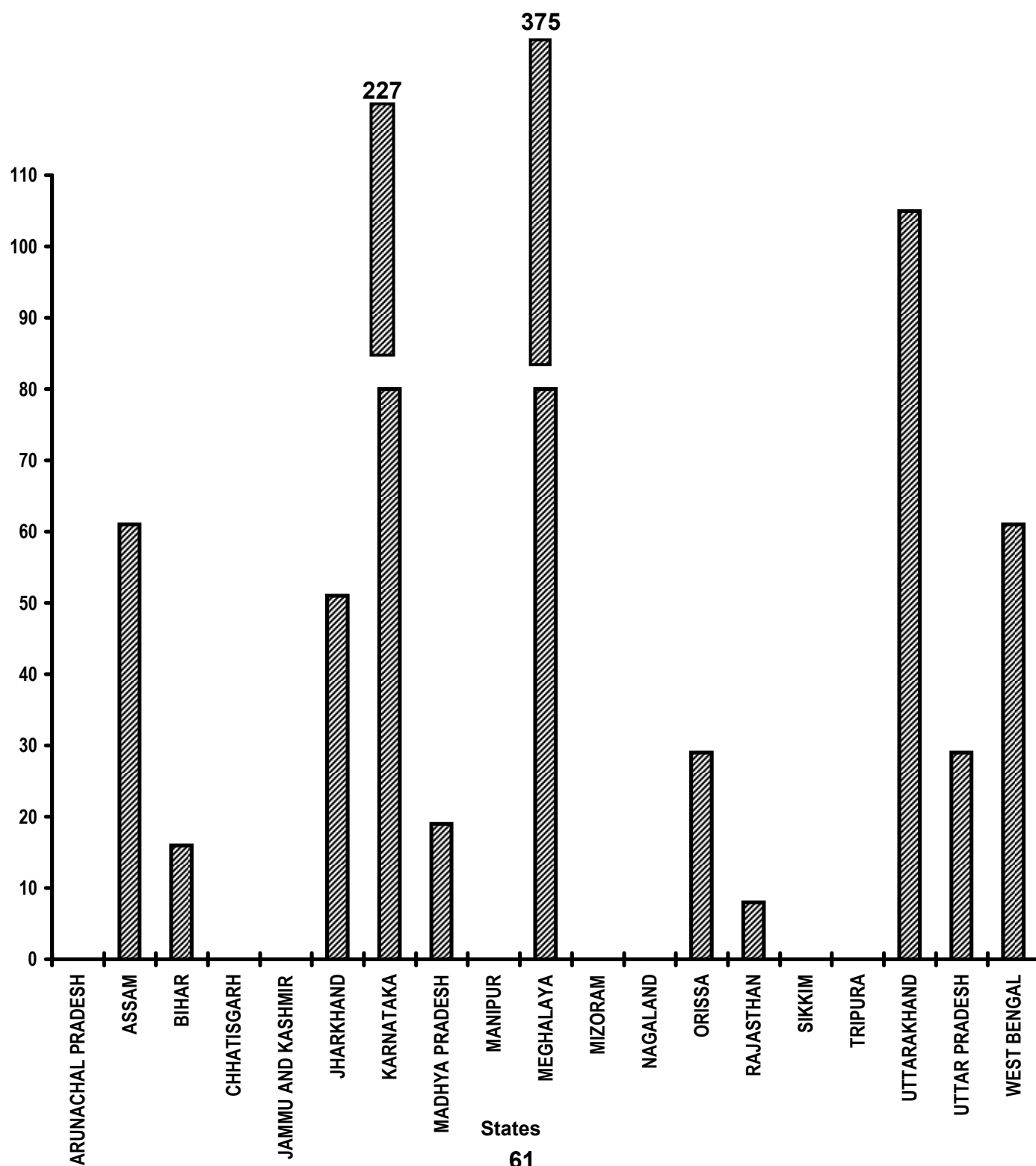


Table - 18

Rajiv Gandhi Grameen Vidyutikaran Yojana
Villages electrified
(Unit: Number)

Sl. No.	State/UT Name	Target		Achievement	Percent Achievement
		2008-2009	April,2008- November,2008	April,2008- November,2008	April,2008- November,2008
(1)	(2)	(3)	(4)	(5)	(5)/(4)
1	ARUNACHAL PRADESH	20	12	0	0
2	ASSAM	780	520	317	61
3	BIHAR	5,199	3,464	570	16
4	CHHATISGARH	100	64	0	0
5	JAMMU AND KASHMIR	60	40	0	0
6	JHARKHAND	7,631	5,080	2,573	51
7	KARNATAKA	34	22	50	227
8	MADHYA PRADESH	100	64	12	19
9	MANIPUR	20	12	0	0
10	MEGHALAYA	20	12	45	375
11	MIZORAM	20	12	0	0
12	NAGALAND	5	1	0	0
13	ORISSA	2,160	1,440	412	29
14	RAJASTHAN	280	184	15	8
15	SIKKIM	10	6	0	0
16	TRIPURA	20	12	0	0
17	UTTARAKHAND	198	128	134	105
18	UTTAR PRADESH	1,600	1,064	311	29
19	WEST BENGAL	743	495	302	61
Grand Total		19,000	12,632	4,741	38

Very Good:(90% or above of targets)

KARNATAKA, MEGHALAYA, UTTARAKHAND

Poor:(Below 80% of targets)

ARUNACHAL PRADESH, ASSAM, BIHAR, CHHATISGARH, JAMMU AND KASHMIR, JHARKHAND, MADHYA PRADESH, MANIPUR, MIZORAM, NAGALAND, ORISSA, RAJASTHAN, SIKKIM, TRIPURA, UTTAR PRADESH, WEST BENGAL

Energising pump sets

Pumps sets energized

% Achievement of Target
During April-November, 2008

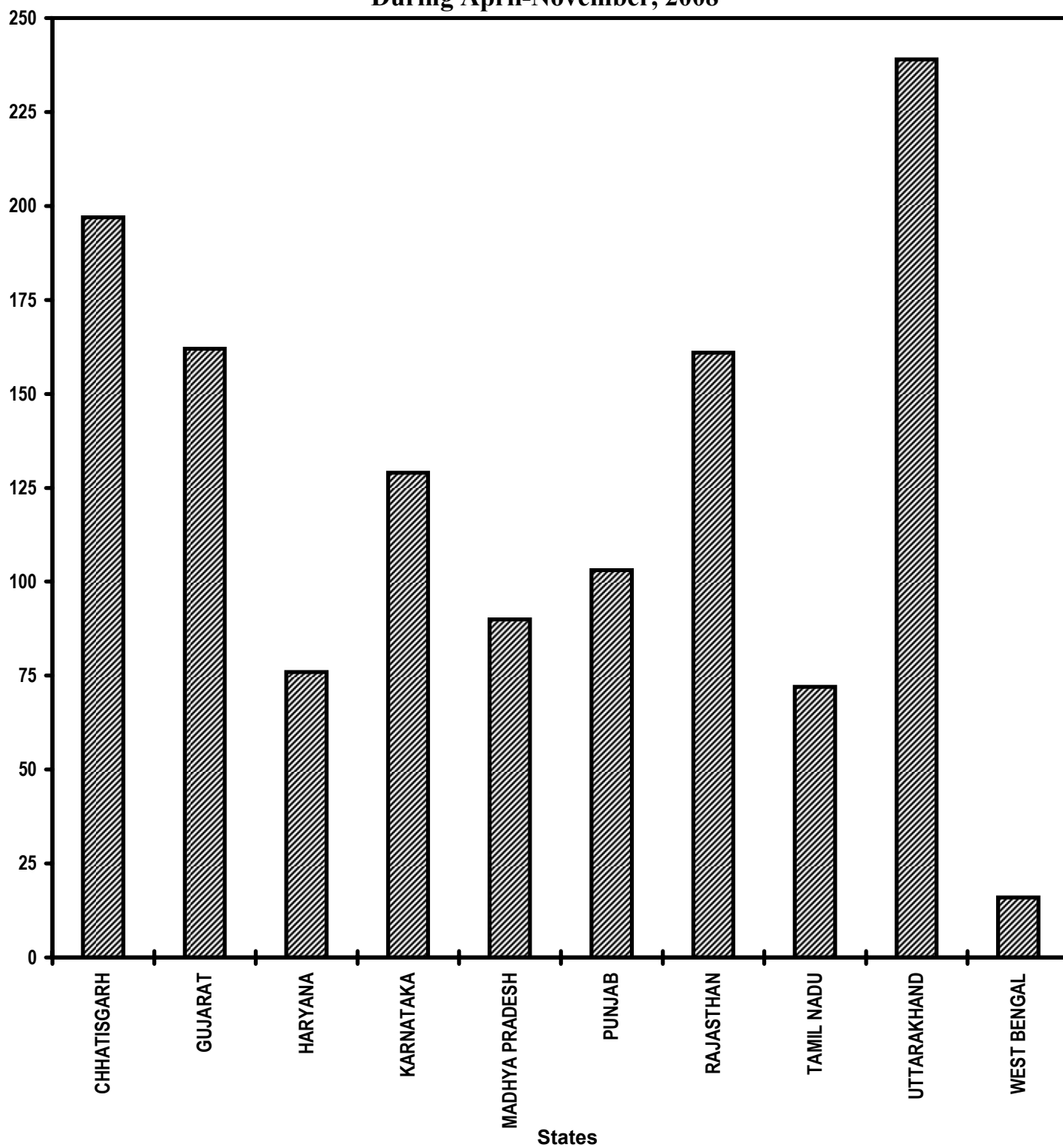


Table - 19

**Energising pump sets
Pumps sets energized
(Unit: Number)**

Sl. No.	State/UT Name	Target		Achievement	Percent Achievement
		2008-2009	April,2008- November,2008	April,2008- November,2008	April,2008- November,2008
(1)	(2)	(3)	(4)	(5)	(5)/(4)
1	CHHATISGARH	10,000	6,664	13,101	197
2	GUJARAT	14,450	9,632	15,620	162
3	HARYANA	15,000	10,000	7,566	76
4	KARNATAKA	17,000	11,328	14,558	129
5	MADHYA PRADESH	7,798	5,198	4,695	90
6	PUNJAB	60,000	40,000	41,302	103
7	RAJASTHAN	45,000	30,000	48,310	161
8	TAMIL NADU	40,000	26,664	19,312	72
9	UTTARAKHAND	350	232	555	239
10	WEST BENGAL	2,037	1,357	214	16
Grand Total		2,11,635	1,41,075	1,65,233	117

Very Good:(90% or above of targets)

CHHATISGARH, GUJARAT, KARNATAKA, MADHYA PRADESH, PUNJAB, RAJASTHAN, UTTARAKHAND

Poor:(Below 80% of targets)

HARYANA, TAMIL NADU, WEST BENGAL

Supply of Electricity

Electricity supplied

% Achievement of Target
During April-November, 2008

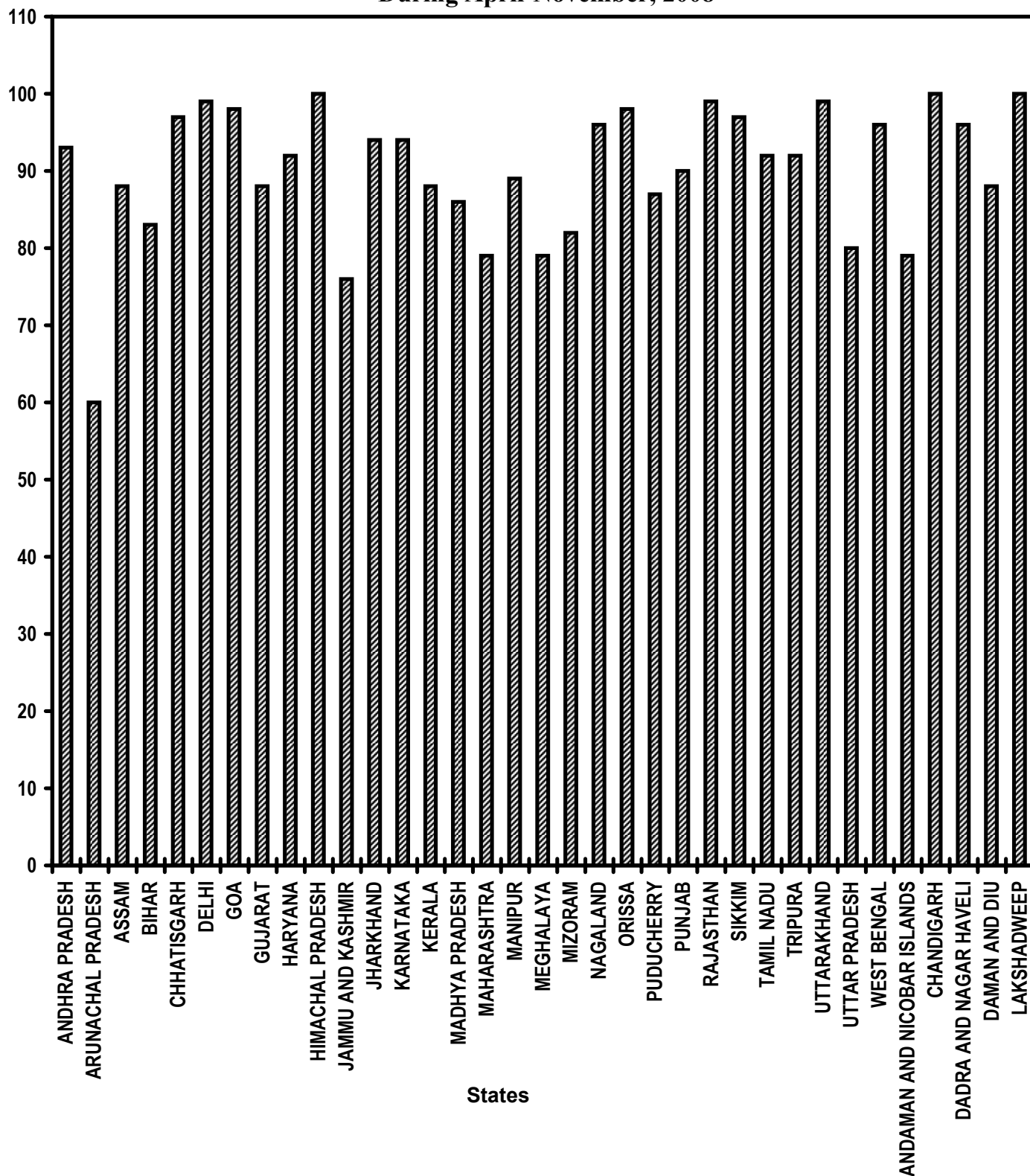


Table - 20

Supply of Electricity

Sl. No.	State/UT Name	Electricity demanded (Million Units) April,2008- November,2008	Electricity supplied (Million Units) April,2008- November,2008	Shortage observed (Million Units) April,2008- November,2008	Percentage of Electricity Supplied
(1)	(2)	(3)	(4)	(5)	(6)
1	ANDHRA PRADESH	46,439	43,131	3,308	93
2	ARUNACHAL PRADESH	318	190	128	60
3	ASSAM	3,583	3,151	432	88
4	BIHAR	7,019	5,855	1,164	83
5	CHHATISGARH	10,142	9,853	289	97
6	DELHI	16,271	16,178	93	99
7	GOA	1,836	1,807	29	98
8	GUJARAT	45,655	40,037	5,618	88
9	HARYANA	19,648	18,022	1,626	92
10	HIMACHAL PRADESH	4,113	4,102	11	100
11	JAMMU AND KASHMIR	7,071	5,400	1,671	76
12	JHARKHAND	3,483	3,279	204	94
13	KARNATAKA	27,265	25,678	1,587	94
14	KERALA	11,642	10,279	1,363	88
15	MADHYA PRADESH	25,830	22,149	3,681	86
16	MAHARASHTRA	79,249	62,925	16,324	79
17	MANIPUR	390	347	43	89
18	MEGHALAYA	1,247	983	264	79
19	MIZORAM	215	176	39	82
20	NAGALAND	276	266	10	96
21	ORISSA	13,601	13,376	225	98
22	PUDUCHERRY	1,376	1,195	181	87
23	PUNJAB	30,117	27,087	3,030	90
24	RAJASTHAN	23,946	23,633	313	99
25	SIKKIM	195	189	6	97
26	TAMIL NADU	47,777	44,026	3,751	92
27	TRIPURA	549	504	45	92
28	UTTARAKHAND	5,150	5,114	36	99
29	UTTAR PRADESH	45,330	36,229	9,101	80
30	WEST BENGAL	21,277	20,497	780	96
31	ANDAMAN AND NICOBAR ISLANDS	156	124	32	79
32	CHANDIGARH	1,018	1,018	0	100
33	DADRA AND NAGAR HAVELI	2,378	2,293	85	96
34	DAMAN AND DIU	1,186	1,039	147	88
35	LAKSHADWEEP	16	16	0	100
Grand Total		5,05,764	4,50,148	55,616	89

Very Good:(90% or above of targets)

ANDHRA PRADESH, CHHATISGARH, DELHI, GOA, HARYANA, HIMACHAL PRADESH, JHARKHAND, KARNATAKA, NAGALAND, ORISSA, PUNJAB, RAJASTHAN, SIKKIM, TAMIL NADU, TRIPURA, UTTARAKHAND, WEST BENGAL, CHANDIGARH, DADRA AND NAGAR HAVELI, LAKSHADWEEP

Good:(Between 80% to 90% targets)

ASSAM, BIHAR, GUJARAT, KERALA, MADHYA PRADESH, MANIPUR, MIZORAM, PUDUCHERRY, UTTAR PRADESH, DAMAN AND DIU

Poor:(Below 80% of targets)

ARUNACHAL PRADESH, JAMMU AND KASHMIR, MAHARASHTRA, MEGHALAYA, ANDAMAN AND

Swaranjayanti Gram Swarojgar Yojana

Sl. No.	State/UT Name	Individual SC Swarozgaries Assisted (Number) April,2008- November,2008	Individual ST Swarozgaries Assisted (Number) April,2008- November,2008	Individual Women Swarozgaries Assisted (Number) April,2008- November,2008	Individual Disabled Swarozgaries Assisted (Number) April,2008- November,2008
(1)	(2)	(3)	(4)	(5)	(6)
1	ANDHRA PRADESH	10,194	2,314	19,131	2,493
2	ARUNACHAL PRADESH	0	0	0	0
3	ASSAM	531	390	1,112	230
4	BIHAR	240	27	183	116
5	CHHATISGARH	839	2,259	573	117
6	GOA	5	2	21	2
7	GUJARAT	8,390	3,514	5,625	567
8	HARYANA	957	0	1,748	62
9	HIMACHAL PRADESH	1,996	329	3,269	59
10	JAMMU AND KASHMIR	209	177	416	1
11	JHARKHAND	3,368	6,083	5,227	521
12	KARNATAKA	13,017	4,322	31,700	673
13	KERALA	2,758	197	1,805	319
14	MADHYA PRADESH	7,889	8,709	13,719	945
15	MAHARASHTRA	2,364	1,202	2,204	393
16	MANIPUR	0	0	0	0
17	MEGHALAYA	36	690	405	12
18	MIZORAM	0	0	0	0
19	NAGALAND	0	245	145	3
20	ORISSA	4,212	7,675	18,320	232
21	PUDUCHERRY	0	0	0	0
22	PUNJAB	1,168	0	432	25
23	RAJASTHAN	1,782	1,360	2,611	64
24	SIKKIM	74	584	735	47
25	TAMIL NADU	798	58	761	1,608
26	TRIPURA	0	0	0	0
27	UTTARAKHAND	1,514	57	719	0
28	UTTAR PRADESH	80,803	1,071	59,283	1,914
29	WEST BENGAL	6,454	813	16,863	23
30	ANDAMAN AND NICOBAR ISLANDS	0	0	6	0
31	DADRA AND NAGAR HAVELI	0	23	1	0
32	DAMAN AND DIU	0	0	0	0
33	LAKSHADWEEP	0	0	4	0
Grand Total		1,49,598	42,101	1,87,018	10,426

Distribution of waste land to the landless

Sl. No.	State/UT Name	Land Distributed to SC	Land Distributed to ST	Land Distributed to Others
		(Hectare) April,2008- November,2008	(Hectare) April,2008- November,2008	(Hectare) April,2008- November,2008
(1)	(2)	(3)	(4)	(5)
1	ANDHRA PRADESH	62	3	80
2	ARUNACHAL PRADESH	0	0	0
3	ASSAM	0	0	0
4	BIHAR	3	6	15
5	CHHATISGARH	4,197	11,761	8,610
6	DELHI	0	0	0
7	GOA	0	0	0
8	GUJARAT	427	16	330
9	HARYANA	0	0	0
10	JAMMU AND KASHMIR	0	0	0
11	JHARKHAND	67	303	130
12	KARNATAKA	0	0	0
13	KERALA	0	0	0
14	MADHYA PRADESH	17,754	20,775	17,804
15	MAHARASHTRA	0	0	0
16	MANIPUR	0	0	0
17	MEGHALAYA	0	0	0
18	MIZORAM	0	0	0
19	NAGALAND	0	0	0
20	ORISSA	136	301	373
21	PUDUCHERRY	0	0	0
22	PUNJAB	0	0	0
23	RAJASTHAN	0	0	0
24	SIKKIM	0	0	0
25	TAMIL NADU	1,929	133	10,274
26	TRIPURA	0	0	0
27	UTTARAKHAND	0	0	0
28	UTTAR PRADESH	2,491	45	1,562
29	WEST BENGAL	0	0	0
30	ANDAMAN AND NICOBAR ISLANDS	0	0	0
31	CHANDIGARH	0	0	0
32	DADRA AND NAGAR HAVELI	0	0	0
33	DAMAN AND DIU	0	0	0
34	LAKSHADWEEP	0	0	0
Grand Total		27,066	33,343	39,178

LIST OF ITEMS COVERED UNDER (TPP) - 2006

Point No.	Item No.	Name of the Points/Items
I.		Garibi Hatao [Poverty Eradication]
		Rural Areas
	1.	Employment generation under the National Rural Employment Guarantee Act
	2.	Swaranjayanti Gram Swarojgar Yojana
	3.	Rural Business Hubs in Partnership with Panchayats
	4.	Self help Groups
		Urban Areas
	5.	Swaranjayanti Shehari Rojgar Yojana
II.		Jan Shakti (Power to People)
	6.	Local Self Government (Panchayati Raj and Urban Local Bodies) - Activity Mapping for devolution of functions - Budget Flow of Funds - Assignment of Functionaries
	7.	Quick and Inexpensive Justice – Gram Nyayalayas and Nyaya Panchayats.
	8.	District Planning Committees.
III.		Kisan Mitra [Support to Farmers]
	9.	Water shed development
	10.	Marketing and infrastructural support to farmers
	11.	Irrigation facilities (including minor and micro irrigation) for agriculture
	12.	Credit to farmers
	13.	Distribution of waste land to the landless
IV.		Shramik Kalyan [Labour Welfare]
	14.	Social Security for Agricultural and Unorganised Labour
	15.	Minimum Wages Enforcement (including Farm Labour)
	16.	Prevention of Child Labour
	17.	Welfare of Women Labour
V.		Khadya Suraksha [Food Security]
	18.	Food security: (i) Targeted Public Distribution system, (ii) Antodaya Anna Yojana, (iii) Establishing Grain banks in chronically food scarcity areas
VI.		Subke Liye Aawas [Housing for All]
	19	Rural Housing - Indira Awaas Yojana
	20.	EWS/LIG Houses in Urban Areas

Contd.....

Point No.	Item No.	Name of the Points/Items
VII.		Shudh Peya Jal [Clean Drinking Water]
	21.	Rural Areas. - Accelerated Rural Water Supply Programme
	22.	Urban Areas: - Accelerated Urban Water Supply Programme
VIII.		Jan Jan Ka Swasthya [Health for All]
	23.	Control and prevention of major diseases: (a) HIV/AIDS (b) TB (c) Malaria (d) Leprosy (e) Blindness
	24.	National Rural Health Mission
	25.	Immunisation of Children
	26.	Sanitation Programme in - Rural Areas - Urban areas
	27.	Institutional Delivery
	28.	Prevention of Female Foeticide
	29.	Supplementary nutrition for Mothers and Children
	30.	Two Child norms
IX.		Sabke Liye Shiksha [Education for All]
	31.	Sarv Shiksha Abhiyan
	32.	Mid Day Meal Scheme - Compulsory Elementary Education
X.		Anusuchit Jaati, Jan Jaati, Alp-sankhyak evam Anya Pichhra Varg Kalyan [Welfare of Scheduled Castes, Scheduled Tribes, Minorities and OBCs]
	33.	SC Families Assisted
	34.	Rehabilitation of Scavengers
	35.	ST Families Assisted
	36.	Rights of Forest dwellers – Owners of minor forest produce
	37.	Primitive Tribal Groups
	38.	No alienation of Tribal lands
	39.	Implementation of Panchayats (Extension to Scheduled Areas) Act [PESA]
	40.	Welfare of Minorities
	41.	Professional education among all minority communities
	42.	Reservation of OBCs in - Education - Employment
XI.		Mahila Kalyan [Women Welfare]
	43.	Financial Assistance for Women Welfare
	44.	Improved participation of women in (a) Panchayats (b) Municipalities (c) State Legislatures (d) Parliament

Contd.....

Point No.	Item No.	Name of the Points/Items
XII.		Bal Kalyan (Child Welfare)
	45.	Universalisation of ICDS Scheme
	46.	Functional Anganwadis
XIII.		Yuva Vikas [Youth Development]
	47.	Sports for all in Rural and Urban areas
	48.	Rashtriya Sadbhavana Yojana
	49.	National Service Scheme
XIV.		Basti Sudhar [Improvement of Slums]
	50.	Number of Urban poor families assisted under seven point charter viz. land tenure, housing at affordable cost, water, sanitation, health, education, and social security.
XV.		Paryavaran Sanrakshan evam Van Vridhi [Environment Protection and Afforestation]
	51.	Afforestation (a) Area Covered under Plantation on - Public and Forest Lands (b) Number of Seedlings planted on -Public and Forest Lands
	52.	Prevention of pollution of Rivers and water bodies
	53.	Solid and liquid waste management in - Rural Areas - Urban Areas
XVI.		Samajik Suraksha [Social Security]
	54.	Rehabilitation of handicapped and orphans.
	55.	Welfare of the aged
XVII.		Grameen Sadak [Rural Roads]
	56.	Rural Roads - PMGSY
XVIII.		Grameen Oorja [Energization of Rural Area]
	57.	Bio-diesel Production
	58.	Rajiv Gandhi Grameen Vidyutikaran Yojana
	59.	Renewable Energy
	60.	Energising Pump sets
	61.	Supply of Electricity
	62.	Supply of Kerosene and LPG
XIX.		Pichhara Kshetra Vikas [Development of Backward Areas]
	63.	Backward Regions Grants Fund
XX.		e- Shasan [IT enabled e-Governance]
	64.	Central and State Governments
	65.	Panchayats and Municipalities

ABBREVIATIONS USED

AAY	Antodaya Anna Yojana
ARWSP	Accelerated Rural Water Supply Programme
DDRS	Deen Dayal Rehabilitation Scheme
EWS	Economically Weaker Section
IAY	Indira Awaas Yojana
ICDS	Integrated Child Development Scheme
LIG	Low Income Group
MWE	Minimum Wages Enforcement
NC	Not Covered
NREGS	National Rural Employment Guarantee Scheme
PC	Partially Covered
PMGSY	Prime Minister Grameen Sadak Yojana
SC	Scheduled Caste
RGVY	Rajiv Gandhi Grameen Vidyutikaran Yojana
SGRY	Sampoorna Grameen Rojgar yojana
SGSY	Swaranjayanati Gram Swarojgar Yojana
SHG	Self Help Groups
ST	Scheduled Tribe
TPDS	Targeted Public Distribution system