

**TWENTY POINT PROGRAMME-2006**  
**PROGRESS REPORT**  
**FOR**  
**APRIL- DECEMBER, 2008**



**GOVERNMENT OF INDIA**  
**MINISTRY OF STATISTICS AND PROGRAMME IMPLEMENTATION**  
**SARDAR PATEL BHAWAN, SANSAD MARG,**  
**NEW DELHI-110 001**

**Website: [www.mospi.gov.in](http://www.mospi.gov.in)**

# CONTENTS

|   | <b>Page No.</b> |
|---|-----------------|
| I. Introduction   | i               |
| II. List of Twenty Points                                   | ii              |
| III. List of Monthly Monitored Items                        | iii             |
| IV. List of items identified tentatively for ranking        | iv              |
| V. Status of receipt of targets for Monthly Monitored items | v               |
| VI. List of items under TPP-2006 yet to be operationalised  | viii            |

## **PART-I** **Overall Performance Analysis**

|   |    |
|---|----|
| VII. Progress Report                            | 1  |
| VIII. Highlights                                | 2  |
| Table - A - All India Performance               | 6  |
| Table- B - State Wise Performance               | 7  |
| Table- C - State Wise and Item Wise Performance | 12 |
| Table- D – Score Card and Ranking of States     | 21 |

## **PART- II** **Performance Tables**

| <b>Table No.</b> | <b>Description of Item</b>                                 |    |
|------------------|--|----|
| 1                | Employment Generation - NREG Scheme                        | 24 |
| 2                | Swaranjayanti Gram Swarojgar Yojana (SGSY)                 | 25 |
| 3(A)             | SHGs Formed under SGSY                                     | 27 |
| 3(B)             | SHGs to whom income generating activities provided         | 28 |
| 4                | Distribution of waste land to the landless                 | 30 |
| 5(A)             | Minimum Wages Enforcement (Including Farm Labour)          | 31 |
|                  | (i) Inspections made (ii) Irregularities detected          |    |
|                  | (iii) Irregularities rectified                             |    |
| 5(B)             | Minimum Wages Enforcement (Including Farm Labour)          | 32 |
|                  | (i) Claims filed (ii) Claims settled                       |    |
| 5(c)             | Minimum Wages Enforcement (Including Farm Labour)          | 33 |
|                  | (i) Prosecution cases pending (ii) Prosecution cases filed |    |
|                  | (iii) Prosecution cases decided                            |    |
| 6(A)             | Targeted Public Distribution System                        | 34 |
| 6(B)             | Antodaya Anna Yojana                                       | 36 |
| 7                | Rural Housing - Indira Awaas Yojana                        | 38 |
| 8                | EWS/LIG Houses in Urban Areas                              | 40 |

**Contd...**

| <b>Table No.</b> | <b>Description of Item</b>  | <b>Page No.</b> |
|------------------|---|-----------------|
| 9(A)             | Rural Areas - ARWSP Habitations (NC/PC) covered                               | 42              |
| 9(B)             | Slipped back habitations and habitations with water quality problem addressed | 44              |
| 10               | Sanitation Programme in Rural Areas   | 46              |
| 11               | Institutional Delivery  | 47              |
| 12               | SC Families Assisted  | 48              |
| 13               | Universalization of ICDS Scheme   | 50              |
| 14               | Functional Anganwadis   | 52              |
| 15               | No. of Urban poor families assisted under Seven Point Charter                 | 54              |
| 16(A)            | Afforestation- Area Covered under Plantation- (Public and Forest Lands)       | 55              |
| 16(B)            | Afforestation- Seedlings Planted – (Public and Forest Lands)                  | 57              |
| 17               | Rural Roads – PMGSY   | 59              |
| 18               | Rajiv Gandhi Grameen Vidyutikaran Yojana -RGGVY                               | 61              |
| 19               | Energising pump sets  | 63              |
| 20               | Supply of Electricity   | 65              |
|                  | <b>Annexures</b>  |                 |
| o                | SC, ST, Women and Disabled Swarozgaries Assisted under SGSY                   | Annexure -I     |
| o                | Waste land distributed to SC, ST and Others                                   | Annexure –II    |
| o                | List of 65 items to be monitored under TPP-2006                               | Annexure – III  |
| o                | Abbreviations used  | Annexure – IV   |

# **Twenty Point Programme – 2006**

## **An Introduction**

The Twenty Point Programme (TPP) was launched by the Government of India in the year 1975 and restructured in 1982, 1986 and again in 2006. The restructured programme, known as Twenty Point Programme (TPP) – 2006, became operational with effect from 1<sup>st</sup> April, 2007. The Programme is meant to give a thrust to schemes relating to poverty alleviation, employment generation in rural areas, housing, education, family welfare & health, protection of environment and many other schemes having a bearing on the quality of life, especially in the rural areas.

2. The programmes and schemes under the TPP-2006 are in harmony with the priorities contained in the National Common Minimum Programme (NCMP), the Millennium Development Goals (MDGs) of the United Nations and SAARC Social Charter. The original nomenclature, namely the Twenty Point Programme, which has been in existence for more than three decades and carries the stamp of familiarity among the people and administrative agencies, has been retained.

3. Twenty Point Programme (TPP) – 2006 originally consisted of 20 Points and 66 items being monitored individually by Central Nodal Ministries concerned. During 2007-08, of the 66 items, 22 items were monitored on monthly basis. The monthly information in respect of these items is being collected from various States/Union Territories and the Central Nodal Ministries. Remaining items under TPP-2006, are being monitored on annual basis as the information in respect of these items will be made available on annual basis by the concerned Ministries.

4. One of the 66 items viz. “Sampoorna Grameen Rojgar Yojana (SGRY)” has since been subsumed into another item namely “National Rural Employment Guarantee Act” with effect from 1<sup>st</sup> April, 2008, therefore, SGRY has been dropped from the list of 66 items during 2008-09 under TPP-2006. Thus out of 65 items, 20 items shall be monitored on monthly basis for the period 2008-09. Out of 20 monthly monitored items, the performance in respect of 16 items shall be provided by the States/ UTs and in respect of 4 items by the concerned Nodal Ministries. For the purpose of ranking, the performance of States on monthly basis in respect of 18 tentatively identified parameters have been evaluated. The list of 65 items is enclosed at Annexure- III.

5. Some of the schemes/ programmes are yet to be operationalised by the Central Nodal Ministries concerned. These items will be monitored only after the schemes concerning them come into existence and their frequency of monitoring will be decided later. The details of such items are available on page No. (viii) of the report.

6. The monitoring mechanism for TPP-2006 has been widened by including block level monitoring in addition to District, State and Central level monitoring. Most of the States/Union Territories have constituted the block, district and state level monitoring committees. At the Centre, the progress of individual items is monitored and reviewed by the Departments/Ministries concerned. The Ministry of Statistics & Programme Implementation (MOSPI) monitors the Programme in totality. The Monitoring Guidelines of TPP-2006 issued to States/UTs are also available on the website of the Ministry ([www.mospi.gov.in](http://www.mospi.gov.in)).

# **Twenty Point Programme – 2006**

## **Twenty Points**

1. Garibi Hatao [Poverty Eradication]
2. Jan Shakti (Power to People)
3. Kisan Mitra [Support to Farmers]
4. Shramik Kalyan [Labour Welfare]
5. Khadya Suraksha [Food Security ]
6. Subke Liye Aawas [Housing for All]
7. Shudh Peya Jal [Clean Drinking Water]
8. Jan Jan Ka Swasthya [Health for All]
9. Sabke Liye Shiksha [Education for All]
10. Anusuchit Jaati, Jan Jaati, Alp-sankhyak evam  
Anya Pichhra Varg Kalyan [Welfare of Scheduled Castes,  
Scheduled Tribes, Minorities and OBCs]
11. Mahila Kalyan [Women Welfare]
12. Bal Kalyan [Child Welfare]
13. Yuva Vikas [Youth Development]
14. Basti Sudhar [Improvement of Slums]
15. Paryavaran Sanrakshan evam Van Vridhi  
[Environment Protection and Afforestation]
16. Samajik Suraksha [Social Security]
17. Grameen Sadak [Rural Roads]
18. Grameen Oorja [Energization of Rural Area]
19. Pichhara Kshetra Vikas [Development of Backward Areas]
20. e- Shasan [IT enabled e-Governance]

# Twenty Point Programme – 2006

## Monthly Monitored Items

1. Employment generation under the National Rural Employment Guarantee Scheme
2. Swaranjayanti Gram Swarojgar Yojana
3. Self help Groups
4. Distribution of Waste land to landless
5. Minimum Wages Enforcement (Including Farm Labour)
6. **Food Security:**
  - (i) Targeted Public Distribution system,
  - (ii) Antodaya Anna Yojana,
7. Rural Housing - Indira Awaas Yojana
8. EWS/LIG Houses in Urban Areas
9. **Rural Areas-** Accelerated Rural Water Supply Programme (ARWSP)
  - (i) Habitations covered (NC & PC)
  - (ii) Slipped back habitations and habitations with water quality problems addressed
10. Sanitation Programme in Rural Areas
11. Institutional Delivery
12. SC Families Assisted
13. Universalisation of ICDS Scheme
14. Functional Anganwadis
15. Number of Urban poor families assisted under seven point charter viz. land tenure, housing at affordable cost, water, sanitation, health, education, and social security.
16. **Afforestation:**
  - (a) Area Covered under Plantation on - Public and Forest Lands
  - (b) Number of Seedlings planted on -Public and Forest Lands
17. Rural Roads - PMGSY
18. Rajiv Gandhi Grameen Vidyutikaran Yojana - RGGVY
19. Energising Pump sets
20. Supply of Electricity

# Twenty Point Programme – 2006

## Items tentatively identified for ranking

For the purpose of ranking the performance of States under TPP-2006 on monthly basis, the following 15 items & 18 Parameters have been tentatively identified.

| Items | Para<br>meters | Description of Item   |
|-------|----------------|---|
| 1     | 1              | Individual Swarozgaries Assisted under SGSY   |
| 2     | 2              | SHGs to whom income generating activities provided  |
| 3     | -              | <b>Food security:</b>   |
|       | 3              | (i) Targeted Public Distribution System,  |
|       | 4              | (ii) Antodaya Anna Yojana   |
| 4     | 5              | Rural Housing - Indira Awaas Yojana (IAY)   |
| 5     | 6              | EWS/LIG Houses in Urban Areas   |
| 6     | -              | <b>Rural Areas:</b>   |
|       | 7              | (i) Accelerated Rural Water Supply Programme-Habitation covered (NC & PC)   |
|       | 8              | (ii) Slipped back habitations and habitation with water quality problems addressed -ARWSP   |
| 7     | 9              | SC Family Assisted  |
| 8     | 10             | Universalisation of ICDS Scheme   |
| 9     | 11             | Functional Anganwadis   |
| 10.   | 12             | Number of Urban poor families assisted under seven point charter viz. land tenure, housing at affordable cost, water, sanitation, health, education, and social security. |
| 11    | -              | <b>Afforestation:</b>   |
|       | 13             | (i) Area Covered under Plantation on - Public and Forest Lands  |
|       | 14             | (ii) Number of Seedlings planted on -Public and Forest Lands  |
| 12    | 15             | Rural Roads – PMGSY   |
| 13    | 16             | Rajiv Gandhi Grameen Vidyutikaran Yojana –RGGVY   |
| 14    | 17             | Energising Pump sets  |
| 15    | 18             | Supply of Electricity   |

### Status of receipt of targets for Monthly Monitored items under TPP-2006

| Sl. No.  | Name of the item   | Parameters/ indicators  | Whether targetable / non targetable | Whether targets have been received | Nodal Ministry                |
|----------|--|---|-------------------------------------|------------------------------------|-------------------------------|
| <b>1</b> | Employment generation under the National Rural Employment Guarantee Scheme | (i) No. of job card issued<br>(ii) Employment generated<br>(iii) Wages given  | Non targetable                      | -                                  | Ministry of Rural Development |
| <b>2</b> | Swaranjayanti Gram Swarojgar Yojana  | Individual Swarozgaries Assisted<br>(i) Total<br>(ii) SC<br>(iii) ST<br>(iv) Women<br>(v) Disabled person                 | Targetable                          | Yes                                | -do-                          |
| <b>3</b> | Self help Groups   | SHGs under SGSY<br><br>- SHGs formed<br>- SHGs to whom income generating activities provided                              | Non targetable<br><br>Targetable    | -<br><br>Yes                       | -do-<br><br>-do-              |
| <b>4</b> | Distribution of waste land to the landless                                 | Waste Land distributed<br>(i) Total<br>(ii) SC<br>(iii) ST<br>(iv) Others   | Non targetable                      | -                                  | -do-                          |
| <b>5</b> | Rural Housing - Indira Awaas Yojana (IAY)                                  | Houses sanctioned   | Targetable                          | Yes                                | -do-                          |
| <b>6</b> | Rural Areas - Accelerated Rural Water Supply Programme -(ARWSP)            | (i) Habitations covered (NC/PC)<br><br>(ii) Slipped back Habitations and Habitations with water quality problem addressed | Targetable<br><br>Targetable        | Yes<br><br>Yes                     | -do-<br><br>-do-              |



| <b>Sl. No.</b> | <b>Name of the item</b>  | <b>Parameters/ indicators</b>  | <b>Whether targetable / non targetable</b> | <b>Whether targets have been received</b> | <b>Nodal Ministry</b>  |
|----------------|--|--|--|---|--|
| <b>7</b>       | Sanitation Programme in Rural Areas  | Individual Household latrines constructed  | Non targetable                             | -   | -do-   |
| <b>8</b>       | Rural Roads – PMGSY  | Length of Road Constructed   | Targetable                                 | Yes                                       | -do-   |
| <b>9.</b>      | Minimum Wages Enforcement (including Farm Labour)                                      | <i>(a) Agriculture and Farm workers</i><br>(i) Inspections made<br>(ii) Irregularities detected<br>(iii) Irregularities rectified<br>(iv) Claims filed<br>(v) claims settled<br>(vi) Prosecution cases pending<br>(vii) Prosecution cases filed<br>(viii) Prosecution cases decided<br><i>(b) others</i> | Non - targetable                           | -   | Ministry of Labour & Employment                                  |
| <b>10.</b>     | Food security:<br>(i) Targeted Public Distribution system<br>(ii) Antodaya Anna Yojana | Allocation of Food Grains to States/UTs<br><br>Allocation of Food Grains to States/UTs   | Targetable<br><br>-do-                     | Yes<br><br>Yes                            | Ministry of Consumer Affairs, Food & Public Distribution<br>-do- |
| <b>11.</b>     | Institutional Delivery   | Delivery in Institutions   | Non targetable                             | -   | -do-   |
| <b>12.</b>     | SC Families Assisted   | SC Families Assisted   | Targetable                                 | No  | M/o Social Justice and Empowerment                               |
| <b>13.</b>     | Universalisation of ICDS Scheme  | ICDS Blocks Operational (Cumulative)   | Targetable                                 | Yes                                       | Ministry of Women and Child Development                          |
| <b>14.</b>     | Functional Anganwadis  | Anganwadis Functional (cumulative)   | Targetable                                 | Yes                                       | -do-   |

| <b>Sl. No.</b> | <b>Name of the item</b>   | <b>Parameters/ indicators</b>                                  | <b>Whether targetable / non targetable</b> | <b>Whether targets have been received</b>                 | <b>Nodal Ministry</b>                     |
|----------------|---|--|--|---|---|
| <b>15.</b>     | EWS/LIG Houses in Urban Areas   | Houses Constructed   | Targetable                                 | Yes   | M/o Housing and Urban Poverty Alleviation |
| <b>16.</b>     | Number of Urban poor families assisted under seven point charter viz. land tenure, housing at affordable cost, water, sanitation, health, education, and social security. | Poor Families Assisted   | Targetable                                 | Yes<br>(Targets received in respect of only eight States) | -do-                                      |
| <b>17.</b>     | <b>Afforestation:</b><br>(a) Area Covered under Plantation on - Public and Forest Lands   | (a) Area Covered under Plantation on - Public and Forest Lands | Targetable                                 | Yes   | Ministry of Environment and Forest        |
|                | (b) Number of Seedlings planted on -Public and Forest Lands   | (b) Number of Seedlings planted on -Public and Forest Lands    | Targetable                                 | Yes   | -do-                                      |
| <b>18.</b>     | Rajiv Gandhi Grameen Vidyutikaran Yojana (RGGVY)  | Villages electrified   | Targetable                                 | Yes   | Ministry of Power                         |
| <b>19.</b>     | Energising Pump sets  | Pumpsets Energised   | Targetable                                 | Yes   | -do-                                      |
| <b>20</b>      | Supply of Electricity   | Electricity demanded   | Targetable                                 | Yes   | -do-                                      |

### **List of items where the concerned schemes are yet to be operationalised**

- (i) ***Quick and inexpensive justice–Gram Nyayalayas and Nyaya Panchayats:*** Ministry of Panchayati Raj is consulting Central Ministries and States/UT Governments regarding draft bill on Nyaya Panchayats.
- (ii) ***Social Security for Agricultural and Unorganised Labour:*** To provide Social Security to workers in the unorganized sector, including agricultural labour, the Unorganised Sector Workers' Social Security Bill, 2007, was introduced in the Rajya Sabha on 10.9.07 and is being examined by the Parliamentary Standing Committee on Labour.

**List of items which have been operationalised subsequently:** During operationalisation of TPP-2006 in the year 2007-08, following six items have been operationalised.

- (1) ***Rural Business Hubs in Partnership with Panchayats:*** Rural Business Hubs as a Centrally Sponsored Scheme has been approved during August-2007. The parameter/ indicator to be monitored on annual basis is the “number of MOUs signed under various schemes”.
- (2) ***Rehabilitation of Scavengers:*** The Self Employment Scheme for “Rehabilitation of Manual Scavengers” (SRMS) has become operational w.e.f. 9<sup>th</sup> January, 2007. The parameter/ indicator to be monitored on annual basis is the “number of manual scavengers and their dependents assisted for rehabilitation”.
- (3) ***Rights of Forest dwellers – Owners of minor forest produce:*** The Bill concerning “Rights of Forest Dwellers” - Owners of minor forest produce has been passed. The information on indicators/ parameters to be monitored and frequency of monitoring is awaited from Ministry of Tribal Affairs.
- (4) ***Reservation of OBCs in Education:*** The petition on implementation of reservation in admission in respect of persons belonging to OBCs, which had been stayed by the Hon'ble Supreme Court of India, has been disposed of in April, 2008. The parameter to be monitored is “Percentage of reservation achieved against 27% reservation for OBCs in different Central Educational Institutions.”
- (5) ***Sports for all in Rural and Urban Areas:*** The scheme titled “Panchayat Yuva Krida Aur Khel Abhiyan (PYKKA)” for the development of sports infrastructure in rural areas has been implemented and the status of implementation of the scheme shall be monitored on annual basis. The scheme titled “Nagar Palika Yuva Krida Aur Khel Abhiyan” for the development of sports infrastructure in urban areas is yet to be approved.
- (6) ***IT enabled e-Governance for Panchayats and Municipalities:*** Mission Mode Projects of Panchayats and Municipalities have been initiated in certain States. The status of implementation of these projects shall be monitored on annual basis.

### **Item Merged**

***Dry Land Farming:*** Consequent to the decision of Ministry of Finance and Planning Commission on the EFC of “Enhancing Sustainability of Dry Land Farming System” for XI Five Year Plan, Dry Land Farming has been merged with new initiatives of the Department- ‘Rainfed Area Development Programme’. As of now, there is no separate scheme on Dryland Farming.

# **PART - I**

**TWENTY POINT PROGRAMME - 2006**

**OVERALL PERFORMANCE ANALYSIS**

# Twenty Point Programme-2006

## Progress Report – (April-December, 2008)

This monthly progress report of Twenty Point Programme-2006 consists of two parts: **Part-I** contains an analysis of the overall performance, whereas **Part-II** deals with item-wise performance.

2. The report is compiled on the basis of data received from the Central Nodal Ministries and State Governments/UT Administrations. The data is received either through web enabled software developed by National Informatics Centre (NIC) Cell in this Ministry or through Fax/e-mail/post. The processing of data has been done in association with NIC Cell.

3. The analysis for the period of **April-December, 2008** shows that the performance under **eleven** items has been **‘Very Good’** (90% or above the targets). These items are:

- (i) Individual Swarozgaries Assisted-SGSY
- (ii) Seedlings Planted (Public and Forest Lands)
- (iii) Pumpsets Energised
- (iv) Area Covered under Plantation (Public and Forest Lands)
- (v) SHGs Provided Income Generating Activities
- (vi) ICDS Blocks Operational (Cum.)
- (vii) Road Constructed-PMGSY
- (viii) Anganwadis Functional (Cum.)
- (ix) Food Security: (Antodaya Anna Yojana)
- (x) Food Security: (Targeted Public Distribution System)
- (xi) Houses Constructed – IAY

4. The performance of **three** items has been **‘Good’** (80% to 90% of target). These items are:

- (i) Supply of Electricity
- (ii) SC Families Assisted
- (iii) Habitations covered (NC and PC)- ARWSP

5. The performance of **four** items has been **‘Poor’** (below 80% of target). These items are:

- (i) Slipped back habitations and habitations with water quality problems addressed– ARWSP
- (ii) Village Electrified-RGGVY
- (iii) Houses constructed – EWS/LIG
- (iv) Urban Poor Families Assisted under Seven Point Charter

6. Some of items under TPP-2006 like “*National Rural Employment Guarantee Act-NREGA*”, “*Self help Groups formed under SGSY*”, “*Sanitation Programme in Rural Areas*” and “*Institutional Delivery*” being demand driven are being monitored without target. The item “*Sapoorna Gramin Rojgar Yojana (SGRY)*” has been merged with *NREGA* with effect from 1<sup>st</sup> April, 2008. The items - “*Distribution of Wasteland to the landless*” & Minimum Wages Enforcement (including Farm Labour) will be monitored without any target as the concerned Nodal Ministries are unable to provide the target. These items shall not be considered for the purpose of ranking. The frequency of the item “*ST Families Assisted*” has been changed on the request of the Ministry of Tribal Affairs from monthly to annual as monitoring on monthly basis is not feasible. The items where quarterly/ annual targets have been provided by the Ministries concerned, monthly targets have been worked out on prorata basis.

7. MPR has not been received from the State of Manipur till the finalization of this report. Therefore, the performance of this State has not been included.

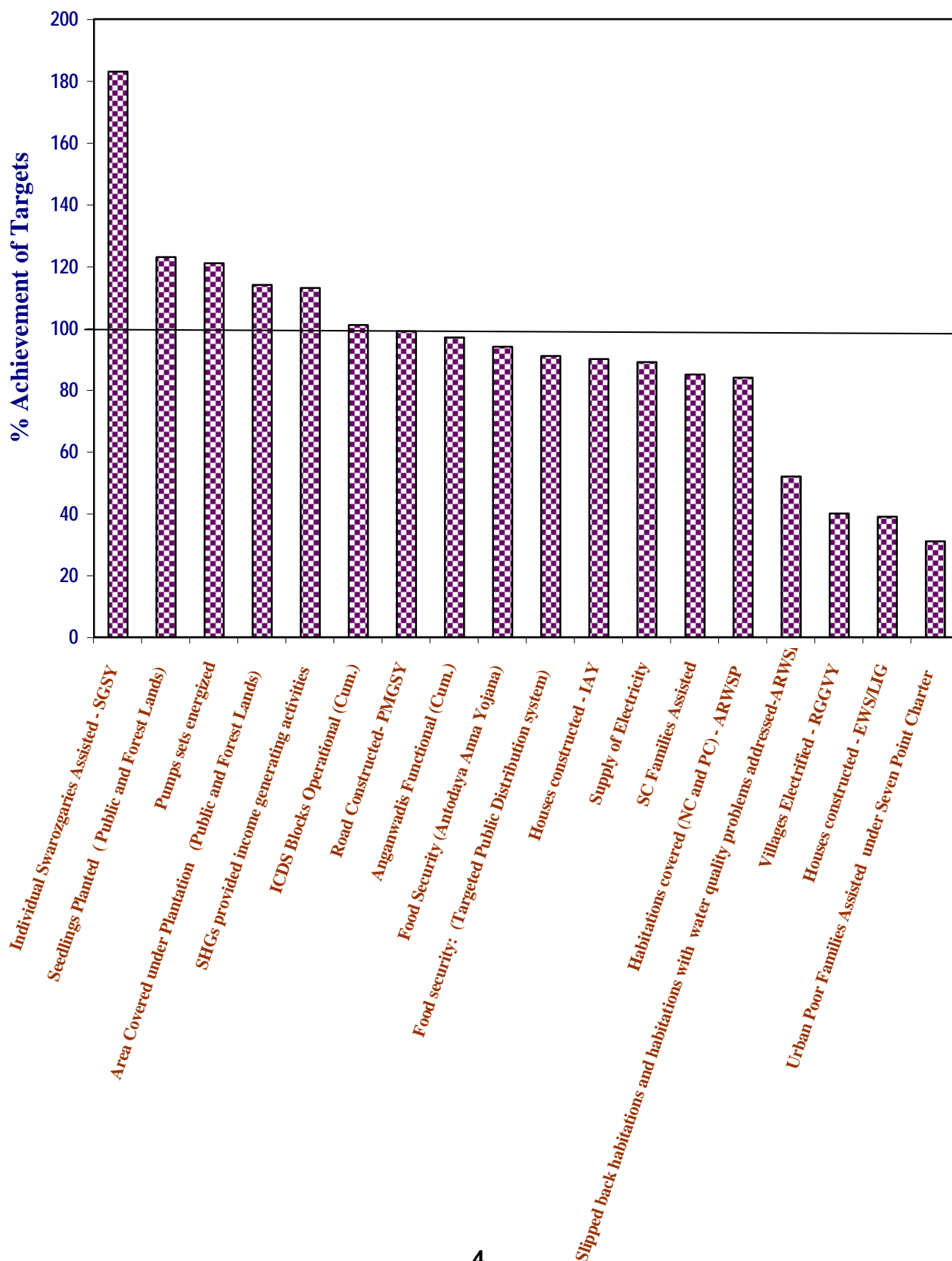
## HIGHLIGHTS

| Sl. No.  | Item  | Achievement for April-December, 2008 |
|--|---|--------------------------------------|
| <b>Employment Generated under NREGS.</b>                 |   |                                      |
| <b>1</b>   | No.of Job cards issued                                    | 6.63 crore                           |
| <b>2</b>   | Employment generated                                      | 142.84 crore mandays                 |
| <b>3</b>   | Wages given   | Rs. 11836.67 crore                   |
| <b>Swaranjayanti Gram Swarajgar Yojana</b>               |   |                                      |
| <b>4</b>   | No. of Individual Swarozgaries Assisted                   | 4,53,996                             |
| <b>Self help Groups</b>                                  |   |                                      |
| <b>5</b>   | No.of SHGs formed   | 3,26,301                             |
| <b>6</b>   | No.of SHGs to whom income generating activities provided  | 1,01,590                             |
| <b>Distribution of waste land to the landless</b>        |   |                                      |
| <b>7</b>   | Land distributed  | 99,836 hectare                       |
| <b>Minimum Wages Enforcement (Including Farm Labour)</b> |   |                                      |
| <b>8</b>   | No.of Inspections made                                    | 1,73,299                             |
| <b>9</b>   | No.of Irregularities detected                             | 38,024                               |
| <b>10</b>  | No.of Irregularities rectified                            | 37,798                               |
| <b>11</b>  | No.of Claims filed  | 4,512                                |
| <b>12</b>  | No.of Claims settled                                      | 4,737                                |
| <b>13</b>  | No.of Prosecution cases Pending                           | 11,447                               |
| <b>14</b>  | No.of Prosecution cases filed                             | 85                                   |
| <b>15</b>  | No.of Prosecution cases decided                           | 186                                  |
| <b>Food Security: (i) TPDS (ii) AAY</b>                  |   |                                      |
| <b>16</b>  | Food Security: Targeted Public Distribution System (TPDS) | 257.54 lakh tones                    |
| <b>17</b>  | Food Security: Antodaya Anna Yojana (AAY)                 | 72.23 lakh tones                     |
| <b>Rural Housing- Indira Awaas Yojana</b>                |   |                                      |
| <b>18</b>  | No.of Houses constructed                                  | 10,51,894                            |
| <b>EWS/LIG Houses in Urban Areas</b>                     |   |                                      |
| <b>19</b>  | No. of Houses constructed                                 | 34,841                               |

Contd.....

| <b>Sl. No.</b>   | <b>Item</b>  | <b>Achievement for April-December, 2008</b> |
|--|--|---|
| <b>Rural Areas. - Accelerated Rural Water Supply Programme</b>   |  |   |
| <b>20</b>  | Habitations covered (NC and PC)  | 8,444                                       |
| <b>21</b>  | Slipped back habitations and habitations with water quality problems addressed | 62,167                                      |
| <b>Sanitation Programme in Rural Areas</b>   |  |   |
| <b>22</b>  | No.of Individual household latrines constructed                                | 75.89 lakh                                  |
| <b>Institutional Delivery</b>  |  |   |
| <b>23</b>  | No.of Deliveries in Institutions   | 108.35 lakh                                 |
| <b>SC Families Assisted</b>  |  |   |
| <b>24</b>  | No.of SC Families Assisted   | 30.37 lakh                                  |
| <b>Universalisation of ICDS Schemes</b>  |  |   |
| <b>25</b>  | No. of ICDS Blocks Operational (Cum.)  | 6,338                                       |
| <b>Functional Anganwadis</b>   |  |   |
| <b>26</b>  | No.of Anganwadis Functional (Cum.)   | 10.24 lakh                                  |
| <b>Number of Urban poor families assisted under seven point charter viz. land tenure, housing at affordable cost, water, sanitation, health, education, and social security.</b> |  |   |
| <b>27</b>  | No. of Poor Families Assisted  | 19,519                                      |
| <b>Afforestation:</b>  |  |   |
| <b>(i) Area Covered under Plantation (Public&amp;Forest Lands)</b>   |  |   |
| <b>(ii) Seedlings planted (Public and Forest Lands)</b>  |  |   |
| <b>28</b>  | Area Covered under Plantation (Public and Forest Lands)                        | 15.19 lakh hectares                         |
| <b>29</b>  | No. of Seedlings planted (Public and Forest Lands)                             | 106.33 crore                                |
| <b>Rural Road- PMGSY</b>   |  |   |
| <b>30</b>  | Length of Road Constructed   | 31,945 Kms                                  |
| <b>Rajiv Gandhi Grameen Vidyutikaran Yojana</b>  |  |   |
| <b>31</b>  | No.of Villages Electrified   | 5,700                                       |
| <b>Energized Pumps sets</b>  |  |   |
| <b>32</b>  | No.of Pumps sets energized   | 1,92,567                                    |
| <b>Supply of Electricity</b>   |  |   |
| <b>33</b>  | Electricity supplied   | 5,05,954 million units (MU)                 |

# PERFORMANCE DURING April - December, 2008





# ACHIEVEMENT HIGHLIGHTS

## PERFORMANCE DURING APRIL - DECEMBER, 2008

The cumulative performance during April to December, 2008 has been "Very Good" for 11 items, "Good" for 3 items and "Poor" for 4 items.

### A. "Very Good" Performance (90% or above of targets)

| <u>No.</u> | <u>Items</u>   | <u>% Achievement</u> |
|------------|--|----------------------|
| 01B01      | Individual Swarozgaries Assisted - SGSY                    | 183                  |
| 15A02      | Seedlings Planted ( Public and Forest Lands)               | 123                  |
| 18D01      | Pumps sets energized                                       | 121                  |
| 15A01      | Area Covered under Plantation<br>(Public and Forest Lands) | 114                  |
| 01E02      | SHGs provided income generating activities                 | 113                  |
| 12A01      | ICDS Blocks Operational (Cum.)                             | 101                  |
| 17A01      | Road Constructed- PMGSY                                    | 99                   |
| 12B01      | Anganwadis Functional (Cum.)                               | 97                   |
| 05B02      | Food Security (Antodaya Anna Yojana)                       | 94                   |
| 05A02      | Food security:<br>(Targeted Public Distribution system)    | 91                   |
| 06A01      | Houses constructed - IAY                                   | 90                   |

### B. "Good" Performance (80% to 90%)

|       |   |    |
|-------|---|----|
| 18E02 | Supply of Electricity                   | 89 |
| 10A01 | SC Families Assisted                    | 85 |
| 07A01 | Habitations covered (NC and PC) - ARWSP | 84 |

### C. Areas of concern-where the performance is below 80%

|       |   |    |
|-------|---|----|
| 07A02 | Slipped back habitations and habitations with<br>water quality problems addressed-ARWSP | 52 |
| 18B01 | Villages Electrified - RGGVY  | 40 |
| 06B01 | Houses constructed - EWS/LIG  | 39 |
| 14A01 | Urban Poor Families Assisted<br>under Seven Point Charter                               | 31 |

**Table - A**

**Targets for 2008-2009& April to December, 2008 and achievements during the period April to December, 2008**  
**ALL INDIA PERFORMANCE**

| Sl. No. | Item Code | Item Description  | Units         | Targets        |                       | Achievements          | % Achievements of Targets during April - December,2008 |
|---------|-----------|---|---------------|----------------|-----------------------|-----------------------|--|
|         |           |   |               | 2008-2009      | April - December,2008 | April - December,2008 |  |
| 1       | 01B01     | Individual Swarozgaries Assisted - SGSY   | Number        | 3,80,981       | 2,47,678              | 4,53,996              | 183  |
| 2       | 01E02     | SHGs provided income generating activities  | Number        | 1,38,168       | 89,810                | 1,01,590              | 113  |
| 3       | 05A02     | Food Security:Targeted Public Ditrubution System(TPDS)                                | Tonnes        | -              | 2,82,08,521           | 2,57,53,695           | 91   |
| 4       | 05B02     | Food Security:Antodaya Anna Yojana(AAY)   | Tonnes        | -              | 76,46,877             | 72,22,563             | 94   |
| 5       | 06A01     | Houses constructed - IAY  | Number        | 21,27,165      | 11,69,929             | 10,51,894             | 90   |
| 6       | 06B01     | Houses constructed - EWS/LIG  | Number        | 1,19,504       | 89,573                | 34,841                | 39   |
| 7       | 07A01     | Habitations covered (NC and PC) - ARWSP   | Number        | 16,763         | 10,056                | 8,444                 | 84   |
| 8       | 07A02     | Slipped back habitations and habitations with water quality problems addressed- ARWSP | Number        | 2,01,135       | 1,20,687              | 62,167                | 52   |
| 9       | 10A01     | SC Families Assisted  | Number        | 47,74,200      | 35,80,560             | 30,36,770             | 85   |
| 10      | 12A01     | ICDS Blocks Operational (Cum.)  | Number        | 6,284          | 6,284                 | 6,338                 | 101  |
| 11      | 12B01     | Anganwadis Functional (Cum.)  | Number        | 10,52,638      | 10,52,638             | 10,24,306             | 97   |
| 12      | 14A01     | Urban Poor Families Assisted under Seven Point Charter                                | Number        | 84,502         | 63,348                | 19,519                | 31   |
| 13      | 15A01     | Area Covered under Plantation ( Public and Forest Lands)                              | Hectares      | 17,71,420      | 13,28,463             | 15,19,499             | 114  |
| 14      | 15A02     | Seedlings Planted ( Public and Forest Lands)  | Number        | 1,15,14,25,000 | 86,35,68,639          | 1,06,32,90,105        | 123  |
| 15      | 17A01     | Road Constructed- PMGSY   | Kilometer     | 64,440         | 32,220                | 31,945                | 99   |
| 16      | 18B01     | Villages Electrified - RGGVY  | Number        | 19,000         | 14,215                | 5,700                 | 40   |
| 17      | 18D01     | Pumps sets energized  | Number        | 2,11,635       | 1,58,710              | 1,92,567              | 121  |
| 18      | 18E02     | Electricity supplied  | Million Units | -              | 5,69,070              | 5,05,954              | 89   |

**Table - B**

**STATE-WISE PERFORMANCE DURING April to December, 2008 (PERCENT ACHIEVEMENT)**

| Item No. | Description  | ALL INDIA | AP  | ARP | AS  | BI  | CHHA. | DELHI | GOA |
|----------|--|-----------|-----|-----|-----|-----|-------|-------|-----|
| 01B01    | Individual Swarozgaries Assisted - SGSY  | 183       | 206 | 0   | 14  | 2   | 96    | NA    | 21  |
| 01E02    | SHGs provided income generating activities   | 113       | 195 | 0   | 93  | 43  | 67    | NA    | 134 |
| 05A02    | Food security (Targeted Public Distribution system)                                  | 91        | 105 | 91  | 100 | 48  | 89    | 98    | 98  |
| 05B02    | Food Security (Antodaya Anna Yojana)   | 94        | 102 | 99  | 101 | 72  | 100   | 88    | 87  |
| 06A01    | Houses constructed - IAY   | 90        | 137 | 110 | 65  | 78  | 14    | NA    | 91  |
| 06B01    | Houses constructed - EWS/LIG   | 39        | NA  | 269 | 0   | NA  | 90    | 1     | 0   |
| 07A01    | Habitations covered (NC and PC) - ARWSP  | 84        | NA  | 26  | 115 | NA  | NA    | NA    | 100 |
| 07A02    | Slipped back habitations and habitations with water quality problems addressed-ARWSP | 52        | 69  | 16  | 26  | 26  | 7     | NA    | NA  |
| 10A01    | SC Families Assisted   | 85        | 47  | NA  | 0   | 4   | 131   | 16    | 83  |
| 12A01    | ICDS Blocks Operational (Cum.)   | 103       | 100 | 100 | 127 | 100 | 98    | 100   | 100 |
| 12B01    | Anganwadis Functional (Cum.)   | 97        | 97  | 100 | 84  | 99  | 88    | 100   | 100 |
| 14A01    | Urban Poor Families Assisted under Seven Point Charter                               | 31        | NA  | NA  | 0   | NA  | 240   | NA    | NA  |
| 15A01    | Area Covered under Plantation ( Public and Forest Lands)                             | 114       | 137 | 6   | 47  | 149 | 74    | 644   | 65  |
| 15A02    | Seedlings Planted ( Public and Forest Lands)   | 123       | 189 | 7   | 41  | 149 | 84    | 9,223 | 197 |
| 17A01    | Road Constructed- PMGSY  | 99        | 110 | 256 | 12  | 158 | 82    | NA    | 0   |
| 18B01    | Villages Electrified - RGGVY   | 40        | NA  | 0   | 54  | 23  | 0     | NA    | NA  |
| 18D01    | Pumps sets energized   | 121       | NA  | NA  | NA  | NA  | 175   | NA    | NA  |
| 18E02    | Supply of Electricity  | 89        | 93  | 62  | 88  | 83  | 97    | 99    | 98  |

NA - Not Applicable

**Table - B(Contd.)**

**STATE-WISE PERFORMANCE DURING April to December, 2008 (PERCENT ACHIEVEMENT)**

| Item No. | Description  | ALL INDIA | GUJ | HRY | HP  | J&K | JHAR. | KAR | KER |
|----------|--|-----------|-----|-----|-----|-----|-------|-----|-----|
| 01B01    | Individual Swarozgaries Assisted - SGSY  | 183       | 331 | 133 | 492 | 208 | 172   | 471 | 95  |
| 01E02    | SHGs provided income generating activities   | 113       | 235 | 70  | 102 | 6   | 163   | 86  | 81  |
| 05A02    | Food security (Targeted Public Distribution system)                                  | 91        | 88  | 71  | 99  | 99  | 83    | 97  | 98  |
| 05B02    | Food Security (Antodaya Anna Yojana)   | 94        | 103 | 92  | 103 | 98  | 95    | 102 | 102 |
| 06A01    | Houses constructed - IAY   | 90        | 64  | 80  | 75  | 115 | 115   | 134 | 121 |
| 06B01    | Houses constructed - EWS/LIG   | 39        | 70  | 0   | NA  | NA  | NA    | 26  | 66  |
| 07A01    | Habitations covered (NC and PC) - ARWSP  | 84        | NA  | NA  | NA  | 14  | NA    | 0   | 167 |
| 07A02    | Slipped back habitations and habitations with water quality problems addressed-ARWSP | 52        | 74  | 125 | 110 | 0   | 51    | 8   | 928 |
| 10A01    | SC Families Assisted   | 85        | 112 | 70  | 89  | 84  | 155   | 86  | 168 |
| 12A01    | ICDS Blocks Operational (Cum.)   | 103       | 100 | 100 | 100 | 101 | 100   | 100 | 200 |
| 12B01    | Anganwadis Functional (Cum.)   | 97        | 99  | 100 | 100 | 74  | 101   | 100 | 100 |
| 14A01    | Urban Poor Families Assisted under Seven Point Charter                               | 31        | 83  | NA  | NA  | NA  | NA    | 25  | NA  |
| 15A01    | Area Covered under Plantation ( Public and Forest Lands)                             | 114       | 130 | 174 | 105 | 31  | 32    | 99  | 47  |
| 15A02    | Seedlings Planted ( Public and Forest Lands)   | 123       | 152 | 282 | 106 | 10  | 47    | 123 | 68  |
| 17A01    | Road Constructed- PMGSY  | 99        | 84  | 188 | 50  | 18  | 283   | 103 | 13  |
| 18B01    | Villages Electrified - RGGVY   | 40        | NA  | NA  | NA  | 0   | 48    | 200 | NA  |
| 18D01    | Pumps sets energized   | 121       | 192 | 134 | NA  | NA  | NA    | 141 | NA  |
| 18E02    | Supply of Electricity  | 89        | 88  | 92  | 100 | 76  | 95    | 94  | 88  |

NA - Not Applicable

**Table - B(Contd.)**

**STATE-WISE PERFORMANCE DURING April to December, 2008 (PERCENT ACHIEVEMENT)**

| <b>Item No.</b> | <b>Description</b>  | <b>ALL INDIA</b> | <b>MP</b>  | <b>MAH</b> | <b>MANI</b> | <b>MEGH</b> | <b>MIZ</b> | <b>NAGA</b> | <b>ORI</b> |
|-----------------|---|------------------|------------|------------|-------------|-------------|------------|-------------|------------|
| <b>01B01</b>    | <b>Individual Swarozgaries Assisted - SGSY</b>  | <b>183</b>       | <b>258</b> | <b>43</b>  | <b>0</b>    | <b>110</b>  | <b>0</b>   | <b>43</b>   | <b>252</b> |
| <b>01E02</b>    | <b>SHGs provided income generating activities</b>   | <b>113</b>       | <b>125</b> | <b>91</b>  | <b>0</b>    | <b>93</b>   | <b>0</b>   | <b>15</b>   | <b>55</b>  |
| <b>05A02</b>    | <b>Food security (Targeted Public Distribution system)</b>                                  | <b>91</b>        | <b>95</b>  | <b>89</b>  | <b>88</b>   | <b>101</b>  | <b>87</b>  | <b>113</b>  | <b>99</b>  |
| <b>05B02</b>    | <b>Food Security (Antodaya Anna Yojana)</b>   | <b>94</b>        | <b>97</b>  | <b>89</b>  | <b>85</b>   | <b>101</b>  | <b>91</b>  | <b>108</b>  | <b>101</b> |
| <b>06A01</b>    | <b>Houses constructed - IAY</b>   | <b>90</b>        | <b>112</b> | <b>78</b>  | <b>5</b>    | <b>38</b>   | <b>52</b>  | <b>159</b>  | <b>36</b>  |
| <b>06B01</b>    | <b>Houses constructed - EWS/LIG</b>   | <b>39</b>        | <b>NA</b>  | <b>232</b> | <b>NA</b>   | <b>NA</b>   | <b>0</b>   | <b>NA</b>   | <b>246</b> |
| <b>07A01</b>    | <b>Habitations covered (NC and PC) - ARWSP</b>  | <b>84</b>        | <b>NA</b>  | <b>70</b>  | <b>NA</b>   | <b>12</b>   | <b>NA</b>  | <b>11</b>   | <b>NA</b>  |
| <b>07A02</b>    | <b>Slipped back habitations and habitations with water quality problems addressed-ARWSP</b> | <b>52</b>        | <b>147</b> | <b>157</b> | <b>NA</b>   | <b>39</b>   | <b>0</b>   | <b>11</b>   | <b>110</b> |
| <b>10A01</b>    | <b>SC Families Assisted</b>   | <b>85</b>        | <b>44</b>  | <b>21</b>  | <b>0</b>    | <b>NA</b>   | <b>NA</b>  | <b>NA</b>   | <b>31</b>  |
| <b>12A01</b>    | <b>ICDS Blocks Operational (Cum.)</b>   | <b>103</b>       | <b>100</b> | <b>99</b>  | <b>100</b>  | <b>100</b>  | <b>100</b> | <b>100</b>  | <b>100</b> |
| <b>12B01</b>    | <b>Anganwadis Functional (Cum.)</b>   | <b>97</b>        | <b>100</b> | <b>95</b>  | <b>100</b>  | <b>98</b>   | <b>100</b> | <b>100</b>  | <b>100</b> |
| <b>14A01</b>    | <b>Urban Poor Families Assisted under Seven Point Charter</b>                               | <b>31</b>        | <b>NA</b>  | <b>0</b>   | <b>NA</b>   | <b>42</b>   | <b>NA</b>  | <b>NA</b>   | <b>NA</b>  |
| <b>15A01</b>    | <b>Area Covered under Plantation ( Public and Forest Lands)</b>                             | <b>114</b>       | <b>80</b>  | <b>287</b> | <b>115</b>  | <b>55</b>   | <b>14</b>  | <b>1</b>    | <b>159</b> |
| <b>15A02</b>    | <b>Seedlings Planted ( Public and Forest Lands)</b>   | <b>123</b>       | <b>76</b>  | <b>221</b> | <b>195</b>  | <b>60</b>   | <b>36</b>  | <b>2</b>    | <b>111</b> |
| <b>17A01</b>    | <b>Road Constructed- PMGSY</b>  | <b>99</b>        | <b>96</b>  | <b>74</b>  | <b>10</b>   | <b>33</b>   | <b>103</b> | <b>35</b>   | <b>45</b>  |
| <b>18B01</b>    | <b>Villages Electrified - RGGVY</b>   | <b>40</b>        | <b>19</b>  | <b>NA</b>  | <b>0</b>    | <b>429</b>  | <b>0</b>   | <b>0</b>    | <b>51</b>  |
| <b>18D01</b>    | <b>Pumps sets energized</b>   | <b>121</b>       | <b>105</b> | <b>NA</b>  | <b>NA</b>   | <b>NA</b>   | <b>NA</b>  | <b>NA</b>   | <b>NA</b>  |
| <b>18E02</b>    | <b>Supply of Electricity</b>  | <b>89</b>        | <b>85</b>  | <b>79</b>  | <b>88</b>   | <b>80</b>   | <b>83</b>  | <b>95</b>   | <b>98</b>  |

NA - Not Applicable

**Table - B(Contd.)**

**STATE-WISE PERFORMANCE DURING April to December, 2008 (PERCENT ACHIEVEMENT)**

| Item No. | Description  | ALL INDIA | PUDU | PUN | RAJ | SIK | TN  | TRI | UTTA. |
|----------|--|-----------|------|-----|-----|-----|-----|-----|-------|
| 01B01    | Individual Swarozgaries Assisted - SGSY  | 183       | 0    | 178 | 84  | 78  | 17  | 0   | 112   |
| 01E02    | SHGs provided income generating activities   | 113       | 85   | 58  | 49  | 65  | 59  | 32  | 113   |
| 05A02    | Food security (Targeted Public Distribution system)                                  | 91        | 51   | 77  | 97  | 103 | 101 | 99  | 87    |
| 05B02    | Food Security (Antodaya Anna Yojana)   | 94        | 36   | 60  | 97  | 109 | 107 | 106 | 92    |
| 06A01    | Houses constructed - IAY   | 90        | 6    | 78  | 66  | 135 | 141 | 80  | 85    |
| 06B01    | Houses constructed - EWS/LIG   | 39        | 4    | NA  | 59  | 111 | NA  | 35  | NA    |
| 07A01    | Habitations covered (NC and PC) - ARWSP  | 84        | 0    | 47  | 39  | NA  | NA  | NA  | 52    |
| 07A02    | Slipped back habitations and habitations with water quality problems addressed-ARWSP | 52        | 160  | 37  | 19  | 0   | 116 | 280 | 122   |
| 10A01    | SC Families Assisted   | 85        | 34   | 37  | 95  | 82  | 100 | 33  | 100   |
| 12A01    | ICDS Blocks Operational (Cum.)   | 103       | 100  | 100 | 100 | 100 | 100 | 104 | 100   |
| 12B01    | Anganwadis Functional (Cum.)   | 97        | 100  | 100 | 100 | 100 | 100 | 100 | 94    |
| 14A01    | Urban Poor Families Assisted under Seven Point Charter                               | 31        | NA   | NA  | NA  | 73  | 43  | NA  | NA    |
| 15A01    | Area Covered under Plantation ( Public and Forest Lands)                             | 114       | 81   | 68  | 136 | 43  | 84  | 82  | 268   |
| 15A02    | Seedlings Planted ( Public and Forest Lands)   | 123       | 457  | 63  | 105 | 39  | 35  | 135 | 278   |
| 17A01    | Road Constructed- PMGSY  | 99        | NA   | 103 | 166 | 123 | 69  | 5   | 125   |
| 18B01    | Villages Electrified - RGGVY   | 40        | NA   | NA  | 11  | 0   | NA  | 0   | 102   |
| 18D01    | Pumps sets energized   | 121       | NA   | 99  | 153 | NA  | 75  | NA  | 239   |
| 18E02    | Supply of Electricity  | 89        | 86   | 90  | 99  | 97  | 92  | 91  | 99    |

NA - Not Applicable

**Table - B(Contd.)**

**STATE-WISE PERFORMANCE DURING April to December, 2008 (PERCENT ACHIEVEMENT)**

| Item No. | Description  | ALL INDIA | UP  | WB  | A&N | CHND. | D&N | D&D | LAKSH |
|----------|--|-----------|-----|-----|-----|-------|-----|-----|-------|
| 01B01    | Individual Swarozgaries Assisted - SGSY  | 183       | 427 | 140 | 204 | NA    | 104 | 0   | 183   |
| 01E02    | SHGs provided income generating activities   | 113       | 105 | 386 | 233 | NA    | 11  | 0   | 67    |
| 05A02    | Food security (Targeted Public Distribution system)                                  | 91        | 92  | 93  | 63  | 86    | 0   | 21  | 45    |
| 05B02    | Food Security (Antodaya Anna Yojana)   | 94        | 96  | 86  | 88  | 67    | 0   | 17  | 133   |
| 06A01    | Houses constructed - IAY   | 90        | 109 | 86  | 6   | NA    | 7   | 5   | 12    |
| 06B01    | Houses constructed - EWS/LIG   | 39        | NA  | 0   | NA  | NA    | NA  | NA  | NA    |
| 07A01    | Habitations covered (NC and PC) - ARWSP  | 84        | NA  | NA  | 0   | NA    | NA  | NA  | 0     |
| 07A02    | Slipped back habitations and habitations with water quality problems addressed-ARWSP | 52        | 43  | 3   | 0   | NA    | NA  | NA  | NA    |
| 10A01    | SC Families Assisted   | 85        | 83  | 10  | NA  | 102   | NA  | NA  | NA    |
| 12A01    | ICDS Blocks Operational (Cum.)   | 103       | 100 | 100 | 100 | 100   | 100 | 100 | 100   |
| 12B01    | Anganwadis Functional (Cum.)   | 97        | 100 | 96  | 100 | 100   | 100 | 91  | 100   |
| 14A01    | Urban Poor Families Assisted under Seven Point Charter                               | 31        | NA  | NA  | NA  | NA    | NA  | NA  | NA    |
| 15A01    | Area Covered under Plantation ( Public and Forest Lands)                             | 114       | 169 | 28  | 106 | 335   | 108 | 89  | 33    |
| 15A02    | Seedlings Planted ( Public and Forest Lands)   | 123       | 266 | 68  | 152 | 289   | 213 | 228 | 43    |
| 17A01    | Road Constructed- PMGSY  | 99        | 102 | 67  | NA  | NA    | NA  | NA  | NA    |
| 18B01    | Villages Electrified - RGGVY   | 40        | 27  | 54  | NA  | NA    | NA  | NA  | NA    |
| 18D01    | Pumps sets energized   | 121       | NA  | 16  | NA  | NA    | NA  | NA  | NA    |
| 18E02    | Supply of Electricity  | 89        | 80  | 97  | 79  | 100   | 97  | 88  | 100   |

NA - Not Applicable

## Table - C

Items in which the States/UTs performance is Very Good (90% and above),  
Good (80% to 90%) and Poor (below 80%) during the period  
April to December, 2008

### 1. ANDHRA PRADESH

#### Very Good

Individual Swarozgaries Assisted - SGSY, SHGs provided income generating activities, Food Security:Targeted Public Distribution System(TPDS), Food Security:Antodaya Anna Yojana(AAY), Houses constructed - IAY, ICDS Blocks Operational (Cum.), Anganwadis Functional (Cum.), Area Covered under Plantation ( Public and Forest Lands), Seedlings Planted ( Public and Forest Lands), Road Constructed- PMGSY, Electricity supplied

#### Poor

Slipped back habitations and habitations with water quality problems addressed-ARWSP, SC Families Assisted

### 2. ARUNACHAL PRADESH

#### Very Good

Food Security:Targeted Public Distribution System(TPDS), Food Security:Antodaya Anna Yojana(AAY), Houses constructed - IAY, Houses constructed - EWS/LIG, ICDS Blocks Operational (Cum.), Anganwadis Functional (Cum.), Road Constructed- PMGSY

#### Poor

Individual Swarozgaries Assisted - SGSY, SHGs provided income generating activities, Habitations covered (NC and PC) - ARWSP, Slipped back habitations and habitations with water quality problems addressed-ARWSP, Area Covered under Plantation ( Public and Forest Lands), Seedlings Planted ( Public and Forest Lands), Villages Electrified - RGGVY, Electricity supplied

### 3. ASSAM

#### Very Good

SHGs provided income generating activities, Food Security:Targeted Public Distribution System(TPDS), Food Security:Antodaya Anna Yojana(AAY), Habitations covered (NC and PC) - ARWSP, ICDS Blocks Operational (Cum.)

#### Good

Anganwadis Functional (Cum.), Electricity supplied

#### Poor

Individual Swarozgaries Assisted - SGSY, Houses constructed - IAY, Houses constructed - EWS/LIG, Slipped back habitations and habitations with water quality problems addressed-ARWSP, SC Families Assisted, Urban Poor Families Assisted under Seven Point Charter, Area Covered under Plantation ( Public and Forest Lands), Seedlings Planted ( Public and Forest Lands), Road Constructed- PMGSY, Villages Electrified - RGGVY

### 4. BIHAR

#### Very Good

ICDS Blocks Operational (Cum.), Anganwadis Functional (Cum.), Area Covered under Plantation ( Public and Forest Lands), Seedlings Planted ( Public and Forest Lands), Road Constructed- PMGSY

#### Good

Electricity supplied

#### Poor

Individual Swarozgaries Assisted - SGSY, SHGs provided income generating activities, Food Security:Targeted Public Distribution System(TPDS), Food Security:Antodaya Anna Yojana(AAY), Houses constructed - IAY, Slipped back habitations and habitations with water quality problems addressed-ARWSP, SC Families Assisted, Villages Electrified - RGGVY



## **Table - C (Contd.)**

### **5. CHHATISGARH**

#### **Very Good**

Individual Swarozgaries Assisted - SGSY, Food Security:Antodaya Anna Yojana(AAY), Houses constructed - EWS/LIG, SC Families Assisted, ICDS Blocks Operational (Cum.), Urban Poor Families Assisted under Seven Point Charter, Pumps sets energized, Electricity supplied

#### **Good**

Food Security:Targeted Public Distribution System(TPDS), Anganwadis Functional (Cum.), Seedlings Planted ( Public and Forest Lands), Road Constructed- PMGSY

#### **Poor**

SHGs provided income generating activities, Houses constructed - IAY, Slipped back habitations and habitations with water quality problems addressed-ARWSP, Area Covered under Plantation ( Public and Forest Lands), Villages Electrified - RGGVY

### **6. DELHI**

#### **Very Good**

Food Security:Targeted Public Distribution System(TPDS), ICDS Blocks Operational (Cum.), Anganwadis Functional (Cum.), Area Covered under Plantation ( Public and Forest Lands), Seedlings Planted ( Public and Forest Lands), Electricity supplied

#### **Good**

Food Security:Antodaya Anna Yojana(AAY)

#### **Poor**

Houses constructed - EWS/LIG, SC Families Assisted

### **7. GOA**

#### **Very Good**

SHGs provided income generating activities, Food Security:Targeted Public Distribution System(TPDS), Houses constructed - IAY, Habitations covered (NC and PC) - ARWSP, ICDS Blocks Operational (Cum.), Anganwadis Functional (Cum.), Seedlings Planted ( Public and Forest Lands), Electricity supplied

#### **Good**

Food Security:Antodaya Anna Yojana(AAY), SC Families Assisted

#### **Poor**

Individual Swarozgaries Assisted - SGSY, Houses constructed - EWS/LIG, Area Covered under Plantation ( Public and Forest Lands), Road Constructed- PMGSY

### **8. GUJARAT**

#### **Very Good**

Individual Swarozgaries Assisted - SGSY, SHGs provided income generating activities, Food Security:Antodaya Anna Yojana(AAY), SC Families Assisted, ICDS Blocks Operational (Cum.), Anganwadis Functional (Cum.), Area Covered under Plantation ( Public and Forest Lands), Seedlings Planted ( Public and Forest Lands), Pumps sets energized

#### **Good**

Food Security:Targeted Public Distribution System(TPDS), Urban Poor Families Assisted under Seven Point Charter, Road Constructed- PMGSY, Electricity supplied

#### **Poor**

Houses constructed - IAY, Houses constructed - EWS/LIG, Slipped back habitations and habitations with water quality problems addressed-ARWSP

## **Table - C (Contd.)**

### **9. HARYANA**

#### **Very Good**

Individual Swarozgaries Assisted - SGSY, Food Security:Antodaya Anna Yojana(AAY), Slipped back habitations and habitations with water quality problems addressed-ARWSP, ICDS Blocks Operational (Cum.), Anganwadis Functional (Cum.), Area Covered under Plantation ( Public and Forest Lands), Seedlings Planted ( Public and Forest Lands), Road Constructed- PMGSY, Pumps sets energized, Electricity supplied

#### **Good**

Houses constructed - IAY

#### **Poor**

SHGs provided income generating activities, Food Security:Targeted Public Distribution System(TPDS), Houses constructed - EWS/LIG, SC Families Assisted

### **10. HIMACHAL PRADESH**

#### **Very Good**

Individual Swarozgaries Assisted - SGSY, SHGs provided income generating activities, Food Security:Targeted Public Distribution System(TPDS), Food Security:Antodaya Anna Yojana(AAY), Slipped back habitations and habitations with water quality problems addressed-ARWSP, ICDS Blocks Operational (Cum.), Anganwadis Functional (Cum.), Area Covered under Plantation ( Public and Forest Lands), Seedlings Planted ( Public and Forest Lands), Electricity supplied

#### **Good**

SC Families Assisted

#### **Poor**

Houses constructed - IAY, Road Constructed- PMGSY

### **11. JAMMU AND KASHMIR**

#### **Very Good**

Individual Swarozgaries Assisted - SGSY, Food Security:Targeted Public Distribution System(TPDS), Food Security:Antodaya Anna Yojana(AAY), Houses constructed - IAY, ICDS Blocks Operational (Cum.)

#### **Good**

SC Families Assisted

#### **Poor**

SHGs provided income generating activities, Habitations covered (NC and PC) - ARWSP, Slipped back habitations and habitations with water quality problems addressed-ARWSP, Anganwadis Functional (Cum.), Area Covered under Plantation ( Public and Forest Lands), Seedlings Planted ( Public and Forest Lands), Road Constructed- PMGSY, Villages Electrified - RGGVY, Electricity supplied

### **12. JHARKHAND**

#### **Very Good**

Individual Swarozgaries Assisted - SGSY, SHGs provided income generating activities, Food Security:Antodaya Anna Yojana(AAY), Houses constructed - IAY, SC Families Assisted, ICDS Blocks Operational (Cum.), Anganwadis Functional (Cum.), Road Constructed- PMGSY, Electricity supplied

#### **Good**

Food Security:Targeted Public Distribution System(TPDS)

#### **Poor**

Slipped back habitations and habitations with water quality problems addressed-ARWSP, Area Covered under Plantation ( Public and Forest Lands), Seedlings Planted ( Public and Forest Lands), Villages Electrified - RGGVY

## **Table - C (Contd.)**

### **13. KARNATAKA**

#### **Very Good**

Individual Swarozgaries Assisted - SGSY, Food Security:Targeted Public Distribution System(TPDS), Food Security:Antodaya Anna Yojana(AAY), Houses constructed - IAY, ICDS Blocks Operational (Cum.), Anganwadis Functional (Cum.), Area Covered under Plantation ( Public and Forest Lands), Seedlings Planted ( Public and Forest Lands), Road Constructed- PMGSY, Villages Electrified - RGGVY, Pumps sets energized, Electricity supplied

#### **Good**

SHGs provided income generating activities, SC Families Assisted

#### **Poor**

Houses constructed - EWS/LIG, Habitations covered (NC and PC) - ARWSP, Slipped back habitations and habitations with water quality problems addressed-ARWSP, Urban Poor Families Assisted under Seven Point Charter

### **14. KERALA**

#### **Very Good**

Individual Swarozgaries Assisted - SGSY, Food Security:Targeted Public Distribution System(TPDS), Food Security:Antodaya Anna Yojana(AAY), Houses constructed - IAY, Habitations covered (NC and PC) - ARWSP, Slipped back habitations and habitations with water quality problems addressed-ARWSP, SC Families Assisted, ICDS Blocks Operational (Cum.), Anganwadis Functional (Cum.)

#### **Good**

SHGs provided income generating activities, Electricity supplied

#### **Poor**

Houses constructed - EWS/LIG, Area Covered under Plantation ( Public and Forest Lands), Seedlings Planted ( Public and Forest Lands), Road Constructed- PMGSY

### **15. MADHYA PRADESH**

#### **Very Good**

Individual Swarozgaries Assisted - SGSY, SHGs provided income generating activities, Food Security:Targeted Public Distribution System(TPDS), Food Security:Antodaya Anna Yojana(AAY), Houses constructed - IAY, Slipped back habitations and habitations with water quality problems addressed-ARWSP, ICDS Blocks Operational (Cum.), Anganwadis Functional (Cum.), Road Constructed- PMGSY, Pumps sets energized

#### **Good**

Area Covered under Plantation ( Public and Forest Lands), Electricity supplied

#### **Poor**

SC Families Assisted, Seedlings Planted ( Public and Forest Lands), Villages Electrified - RGGVY

### **16. MAHARASHTRA**

#### **Very Good**

SHGs provided income generating activities, Houses constructed - EWS/LIG, Slipped back habitations and habitations with water quality problems addressed-ARWSP, ICDS Blocks Operational (Cum.), Anganwadis Functional (Cum.), Area Covered under Plantation ( Public and Forest Lands), Seedlings Planted ( Public and Forest Lands)

#### **Good**

Food Security:Targeted Public Distribution System(TPDS), Food Security:Antodaya Anna Yojana(AAY)

#### **Poor**

Individual Swarozgaries Assisted - SGSY, Houses constructed - IAY, Habitations covered (NC and PC) - ARWSP, SC Families Assisted, Urban Poor Families Assisted under Seven Point Charter, Road Constructed- PMGSY, Electricity supplied

## **Table - C (Contd.)**

### **17. MANIPUR**

#### **Very Good**

ICDS Blocks Operational (Cum.), Anganwadis Functional (Cum.), Area Covered under Plantation (Public and Forest Lands), Seedlings Planted (Public and Forest Lands)

#### **Good**

Food Security: Targeted Public Distribution System (TPDS), Food Security: Antodaya Anna Yojana (AAY), Electricity supplied

#### **Poor**

Individual Swarozgaris Assisted - SGSY, SHGs provided income generating activities, Houses constructed - IAY, SC Families Assisted, Road Constructed - PMGSY, Villages Electrified - RGGVY

### **18. MEGHALAYA**

#### **Very Good**

Individual Swarozgaris Assisted - SGSY, SHGs provided income generating activities, Food Security: Targeted Public Distribution System (TPDS), Food Security: Antodaya Anna Yojana (AAY), ICDS Blocks Operational (Cum.), Anganwadis Functional (Cum.), Villages Electrified - RGGVY

#### **Good**

Electricity supplied

#### **Poor**

Houses constructed - IAY, Habitations covered (NC and PC) - ARWSP, Slipped back habitations and habitations with water quality problems addressed - ARWSP, Urban Poor Families Assisted under Seven Point Charter, Area Covered under Plantation (Public and Forest Lands), Seedlings Planted (Public and Forest Lands), Road Constructed - PMGSY

### **19. MIZORAM**

#### **Very Good**

Food Security: Antodaya Anna Yojana (AAY), ICDS Blocks Operational (Cum.), Anganwadis Functional (Cum.), Road Constructed - PMGSY

#### **Good**

Food Security: Targeted Public Distribution System (TPDS), Electricity supplied

#### **Poor**

Individual Swarozgaris Assisted - SGSY, SHGs provided income generating activities, Houses constructed - IAY, Houses constructed - EWS/LIG, Slipped back habitations and habitations with water quality problems addressed - ARWSP, Area Covered under Plantation (Public and Forest Lands), Seedlings Planted (Public and Forest Lands), Villages Electrified - RGGVY

### **20. NAGALAND**

#### **Very Good**

Food Security: Targeted Public Distribution System (TPDS), Food Security: Antodaya Anna Yojana (AAY), Houses constructed - IAY, ICDS Blocks Operational (Cum.), Anganwadis Functional (Cum.), Electricity supplied

#### **Poor**

Individual Swarozgaris Assisted - SGSY, SHGs provided income generating activities, Habitations covered (NC and PC) - ARWSP, Slipped back habitations and habitations with water quality problems addressed - ARWSP, Area Covered under Plantation (Public and Forest Lands), Seedlings Planted (Public and Forest Lands), Road Constructed - PMGSY, Villages Electrified - RGGVY

## **Table - C (Contd.)**

### **21. ORISSA**

#### **Very Good**

Individual Swarozgaries Assisted - SGSY, Food Security:Targeted Public Distribution System(TPDS), Food Security:Antodaya Anna Yojana(AAY), Houses constructed - EWS/LIG, Slipped back habitations and habitations with water quality problems addressed-ARWSP, ICDS Blocks Operational (Cum.), Anganwadis Functional (Cum.), Area Covered under Plantation ( Public and Forest Lands), Seedlings Planted ( Public and Forest Lands), Electricity supplied

#### **Poor**

SHGs provided income generating activities, Houses constructed - IAY, SC Families Assisted, Road Constructed- PMGSY, Villages Electrified - RGGVY

### **22. PUDUCHERRY**

#### **Very Good**

Slipped back habitations and habitations with water quality problems addressed-ARWSP, ICDS Blocks Operational (Cum.), Anganwadis Functional (Cum.), Seedlings Planted ( Public and Forest Lands)

#### **Good**

SHGs provided income generating activities, Area Covered under Plantation ( Public and Forest Lands), Electricity supplied

#### **Poor**

Individual Swarozgaries Assisted - SGSY, Food Security:Targeted Public Distribution System(TPDS), Food Security:Antodaya Anna Yojana(AAY), Houses constructed - IAY, Houses constructed - EWS/LIG, Habitations covered (NC and PC) - ARWSP, SC Families Assisted

### **23. PUNJAB**

#### **Very Good**

Individual Swarozgaries Assisted - SGSY, ICDS Blocks Operational (Cum.), Anganwadis Functional (Cum.), Road Constructed- PMGSY, Pumps sets energized, Electricity supplied

#### **Poor**

SHGs provided income generating activities, Food Security:Targeted Public Distribution System(TPDS), Food Security:Antodaya Anna Yojana(AAY), Houses constructed - IAY, Habitations covered (NC and PC) - ARWSP, Slipped back habitations and habitations with water quality problems addressed-ARWSP, SC Families Assisted, Area Covered under Plantation ( Public and Forest Lands), Seedlings Planted ( Public and Forest Lands)

### **24. RAJASTHAN**

#### **Very Good**

Food Security:Targeted Public Distribution System(TPDS), Food Security:Antodaya Anna Yojana(AAY), SC Families Assisted, ICDS Blocks Operational (Cum.), Anganwadis Functional (Cum.), Area Covered under Plantation ( Public and Forest Lands), Seedlings Planted ( Public and Forest Lands), Road Constructed- PMGSY, Pumps sets energized, Electricity supplied

#### **Good**

Individual Swarozgaries Assisted - SGSY

#### **Poor**

SHGs provided income generating activities, Houses constructed - IAY, Houses constructed - EWS/LIG, Habitations covered (NC and PC) - ARWSP, Slipped back habitations and habitations with water quality problems addressed-ARWSP, Villages Electrified - RGGVY

## **Table - C (Contd.)**

### **25. SIKKIM**

#### **Very Good**

Food Security:Targeted Public Distribution System(TPDS), Food Security:Antodaya Anna Yojana(AAY), Houses constructed - IAY, Houses constructed - EWS/LIG, ICDS Blocks Operational (Cum.), Anganwadis Functional (Cum.), Road Constructed- PMGSY, Electricity supplied

#### **Good**

SC Families Assisted

#### **Poor**

Individual Swarozgaries Assisted - SGSY, SHGs provided income generating activities, Slipped back habitations and habitations with water quality problems addressed-ARWSP, Urban Poor Families Assisted under Seven Point Charter, Area Covered under Plantation ( Public and Forest Lands), Seedlings Planted ( Public and Forest Lands), Villages Electrified - RGGVY

### **26. TAMIL NADU**

#### **Very Good**

Food Security:Targeted Public Distribution System(TPDS), Food Security:Antodaya Anna Yojana(AAY), Houses constructed - IAY, Slipped back habitations and habitations with water quality problems addressed-ARWSP, SC Families Assisted, ICDS Blocks Operational (Cum.), Anganwadis Functional (Cum.), Electricity supplied

#### **Good**

Area Covered under Plantation ( Public and Forest Lands)

#### **Poor**

Individual Swarozgaries Assisted - SGSY, SHGs provided income generating activities, Urban Poor Families Assisted under Seven Point Charter, Seedlings Planted ( Public and Forest Lands), Road Constructed- PMGSY, Pumps sets energized

### **27. TRIPURA**

#### **Very Good**

Food Security:Targeted Public Distribution System(TPDS), Food Security:Antodaya Anna Yojana(AAY), Slipped back habitations and habitations with water quality problems addressed-ARWSP, ICDS Blocks Operational (Cum.), Anganwadis Functional (Cum.), Seedlings Planted ( Public and Forest Lands), Electricity supplied

#### **Good**

Houses constructed - IAY, Area Covered under Plantation ( Public and Forest Lands)

#### **Poor**

Individual Swarozgaries Assisted - SGSY, SHGs provided income generating activities, Houses constructed - EWS/LIG, SC Families Assisted, Road Constructed- PMGSY, Villages Electrified - RGGVY

### **28. UTTARAKHAND**

#### **Very Good**

Individual Swarozgaries Assisted - SGSY, SHGs provided income generating activities, Food Security:Antodaya Anna Yojana(AAY), Slipped back habitations and habitations with water quality problems addressed-ARWSP, SC Families Assisted, ICDS Blocks Operational (Cum.), Anganwadis Functional (Cum.), Area Covered under Plantation ( Public and Forest Lands), Seedlings Planted ( Public and Forest Lands), Road Constructed- PMGSY, Villages Electrified - RGGVY, Pumps sets energized, Electricity supplied

#### **Good**

Food Security:Targeted Public Distribution System (TPDS), Houses constructed - IAY

#### **Poor**

Habitations covered (NC and PC) - ARWSP

## **Table - C (Contd.)**

### **29. UTTAR PRADESH**

#### **Very Good**

Individual Swarozgaries Assisted - SGSY, SHGs provided income generating activities, Food Security:Targeted Public Distribution System(TPDS), Food Security:Antodaya Anna Yojana(AAY), Houses constructed - IAY, ICDS Blocks Operational (Cum.), Anganwadis Functional (Cum.), Area Covered under Plantation ( Public and Forest Lands), Seedlings Planted ( Public and Forest Lands), Road Constructed-PMGSY

#### **Good**

SC Families Assisted, Electricity supplied

#### **Poor**

Slipped back habitations and habitations with water quality problems addressed-ARWSP, Villages Electrified - RGGVY

### **30. WEST BENGAL**

#### **Very Good**

Individual Swarozgaries Assisted - SGSY, SHGs provided income generating activities, Food Security:Targeted Public Distribution System(TPDS), ICDS Blocks Operational (Cum.), Anganwadis Functional (Cum.), Electricity supplied

#### **Good**

Food Security:Antodaya Anna Yojana(AAY), Houses constructed - IAY

#### **Poor**

Houses constructed - EWS/LIG, Slipped back habitations and habitations with water quality problems addressed-ARWSP, SC Families Assisted, Area Covered under Plantation ( Public and Forest Lands), Seedlings Planted ( Public and Forest Lands), Road Constructed- PMGSY, Villages Electrified - RGGVY, Pumps sets energized

### **31. ANDAMAN AND NICOBAR ISLANDS**

#### **Very Good**

Individual Swarozgaries Assisted - SGSY, SHGs provided income generating activities, ICDS Blocks Operational (Cum.), Anganwadis Functional (Cum.), Area Covered under Plantation ( Public and Forest Lands), Seedlings Planted ( Public and Forest Lands)

#### **Good**

Food Security:Antodaya Anna Yojana(AAY)

#### **Poor**

Food Security:Targeted Public Distribution System(TPDS), Houses constructed - IAY, Habitations covered (NC and PC) - ARWSP, Slipped back habitations and habitations with water quality problems addressed-ARWSP, Electricity supplied

### **32. CHANDIGARH**

#### **Very Good**

SC Families Assisted, ICDS Blocks Operational (Cum.), Anganwadis Functional (Cum.), Area Covered under Plantation ( Public and Forest Lands), Seedlings Planted ( Public and Forest Lands), Electricity supplied

#### **Good**

Food Security:Targeted Public Distribution System(TPDS)

#### **Poor**

Food Security:Antodaya Anna Yojana(AAY)

## **Table - C (Contd.)**

### **33. DADRA AND NAGAR HAVELI**

#### **Very Good**

Individual Swarozgaries Assisted - SGSY, ICDS Blocks Operational (Cum.), Anganwadis Functional (Cum.), Area Covered under Plantation ( Public and Forest Lands), Seedlings Planted ( Public and Forest Lands), Electricity supplied

#### **Poor**

SHGs provided income generating activities, Food Security:Targeted Public Distribution System(TPDS), Food Security:Antodaya Anna Yojana(AAY), Houses constructed - IAY

### **34. DAMAN AND DIU**

#### **Very Good**

ICDS Blocks Operational (Cum.), Anganwadis Functional (Cum.), Seedlings Planted ( Public and Forest Lands)

#### **Good**

Area Covered under Plantation ( Public and Forest Lands), Electricity supplied

#### **Poor**

Individual Swarozgaries Assisted - SGSY, SHGs provided income generating activities, Food Security:Targeted Public Distribution System(TPDS), Food Security:Antodaya Anna Yojana(AAY), Houses constructed - IAY

### **35. LAKSHADWEEP**

#### **Very Good**

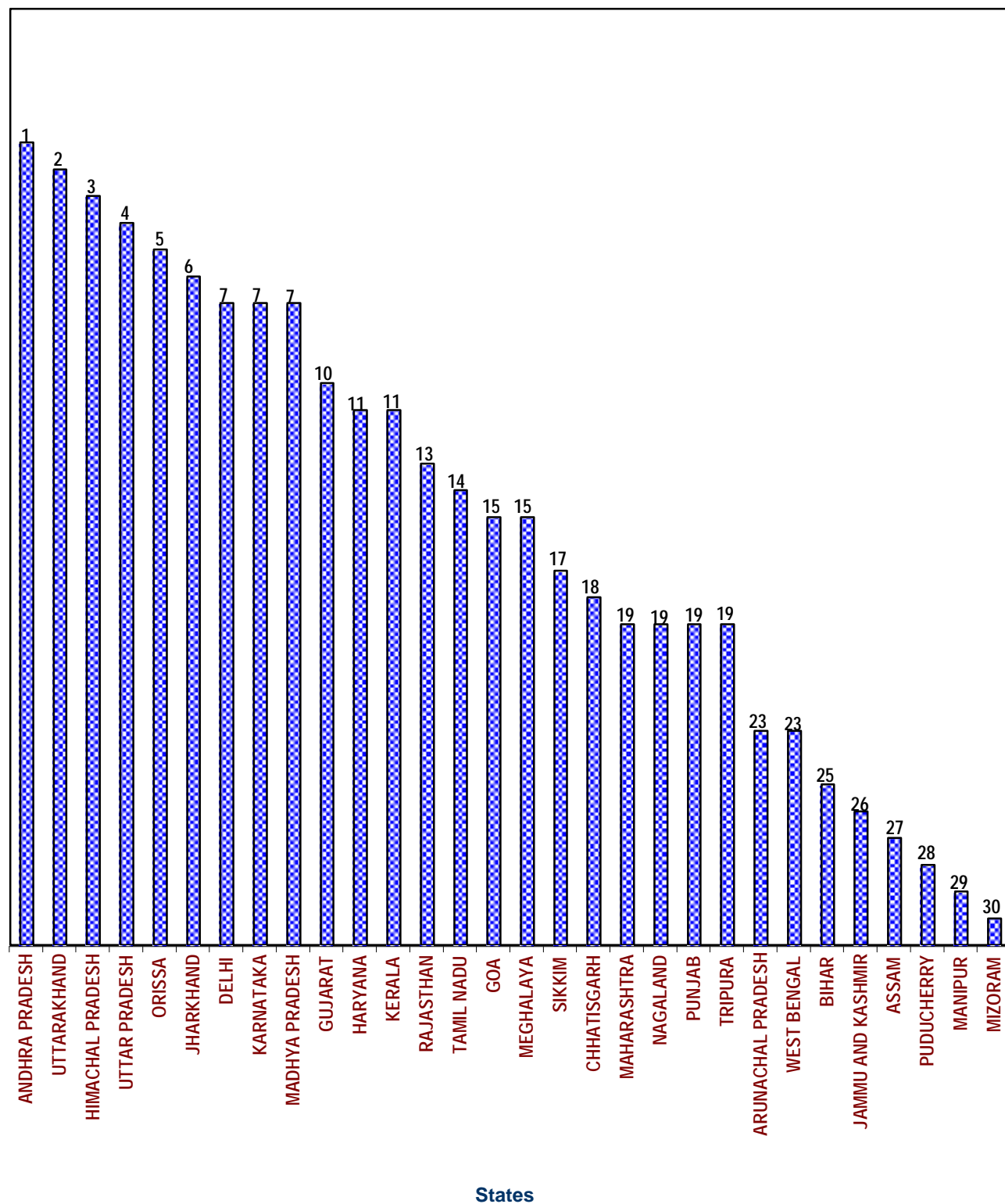
Individual Swarozgaries Assisted - SGSY, Food Security:Antodaya Anna Yojana(AAY), ICDS Blocks Operational (Cum.), Anganwadis Functional (Cum.), Electricity supplied

#### **Poor**

SHGs provided income generating activities, Food Security:Targeted Public Distribution System(TPDS), Houses constructed - IAY, Habitations covered (NC and PC) - ARWSP, Area Covered under Plantation ( Public and Forest Lands), Seedlings Planted ( Public and Forest Lands)



## Ranking of States: During April-December, 2008



**Table - D**

**SCORE CARD AND RANKING OF STATES ACCORDING TO THEIR PERFORMANCE**  
**During the period April to December, 2008**

| States            | No. of Items/<br>Parameters | Max<br>Score | Parameters in category |   |   |   | Total<br>Marks | %<br>Ach. | RANK |
|-------------------|-----------------------------|--------------|------------------------|---|---|---|----------------|-----------|------|
|                   |                             |              | A                      | B | C | D |                |           |      |
| ANDHRA PRADESH    | 13                          | 39           | 11                     | 1 | 1 | 0 | 36             | 92        | 1    |
| UTTARAKHAND       | 16                          | 48           | 13                     | 0 | 3 | 0 | 42             | 88        | 2    |
| HIMACHAL PRADESH  | 13                          | 39           | 10                     | 1 | 2 | 0 | 34             | 87        | 3    |
| UTTAR PRADESH     | 14                          | 42           | 10                     | 0 | 4 | 0 | 34             | 81        | 4    |
| ORISSA            | 15                          | 45           | 10                     | 1 | 4 | 0 | 36             | 80        | 5    |
| JHARKHAND         | 14                          | 42           | 9                      | 1 | 4 | 0 | 33             | 79        | 6    |
| DELHI             | 9                           | 27           | 6                      | 0 | 3 | 0 | 21             | 78        | 7    |
| KARNATAKA         | 18                          | 54           | 12                     | 1 | 4 | 1 | 42             | 78        | 7    |
| MADHYA PRADESH    | 15                          | 45           | 10                     | 0 | 5 | 0 | 35             | 78        | 7    |
| GUJARAT           | 16                          | 48           | 9                      | 3 | 4 | 0 | 37             | 77        | 10   |
| HARYANA           | 15                          | 45           | 10                     | 0 | 4 | 1 | 34             | 76        | 11   |
| KERALA            | 15                          | 45           | 9                      | 1 | 5 | 0 | 34             | 76        | 11   |
| RAJASTHAN         | 17                          | 51           | 10                     | 1 | 6 | 0 | 38             | 75        | 13   |
| TAMIL NADU        | 15                          | 45           | 8                      | 1 | 6 | 0 | 32             | 71        | 14   |
| GOA               | 14                          | 42           | 8                      | 0 | 4 | 2 | 28             | 67        | 15   |
| MEGHALAYA         | 15                          | 45           | 7                      | 1 | 7 | 0 | 30             | 67        | 15   |
| SIKKIM            | 16                          | 48           | 8                      | 1 | 5 | 2 | 31             | 65        | 17   |
| CHHATISGARH       | 17                          | 51           | 8                      | 0 | 8 | 1 | 32             | 63        | 18   |
| MAHARASHTRA       | 16                          | 48           | 7                      | 0 | 8 | 1 | 29             | 60        | 19   |
| NAGALAND          | 14                          | 42           | 6                      | 0 | 7 | 1 | 25             | 60        | 19   |
| PUNJAB            | 15                          | 45           | 6                      | 0 | 9 | 0 | 27             | 60        | 19   |
| TRIPURA           | 15                          | 45           | 7                      | 0 | 6 | 2 | 27             | 60        | 19   |
| ARUNACHAL PRADESH | 15                          | 45           | 7                      | 0 | 5 | 3 | 26             | 58        | 23   |
| WEST BENGAL       | 16                          | 48           | 6                      | 1 | 8 | 1 | 28             | 58        | 23   |
| BIHAR             | 14                          | 42           | 5                      | 0 | 9 | 0 | 24             | 57        | 25   |
| JAMMU AND KASHMIR | 15                          | 45           | 5                      | 0 | 8 | 2 | 23             | 51        | 26   |
| ASSAM             | 17                          | 51           | 5                      | 1 | 8 | 3 | 25             | 49        | 27   |
| PUDUCHERRY        | 14                          | 42           | 4                      | 0 | 8 | 2 | 20             | 48        | 28   |
| MANIPUR           | 13                          | 39           | 4                      | 0 | 5 | 4 | 17             | 44        | 29   |
| MIZORAM           | 14                          | 42           | 4                      | 0 | 5 | 5 | 17             | 40        | 30   |

**NORMS FOR RANKING**

The criteria for performance assessment of States is as follows:

|  | <b><u>Marks</u></b> |
|--|---------------------|
| Category "A" Where the Achievement is 90% or above of the target | 3                   |
| Category "B" Where the Achievement is above National Average     | 2                   |
| Category "C" Where the Achievement is below National Average     | 1                   |
| Category "D" Where their is NIL Performance                      | 0                   |

**Note:** For ranking of the states, the All-India Percent achievement is taken as the National Average.

**PART - II**

**TWENTY POINT PROGRAMME - 2006**

**ITEM-WISE PERFORMANCE TABLES**

Table - 1

## Employment generation under the NREG Scheme

| Sl. State/UT<br>No. Name |                             | No. of job cards<br>issued<br>(Number)<br>April,2008-<br>December,2008 | Employment<br>generated<br>(Number)<br>April,2008-<br>December,2008 | Wages given<br>(Rupees)<br>April,2008-<br>December,2008 |
|--------------------------|-----------------------------|--|---|---|
| (1)                      | (2)                         | (3)  | (4)   | (5)   |
| 1                        | ANDHRA PRADESH              | 34,94,247  | 17,66,44,397  | 14,52,78,21,822   |
| 2                        | ARUNACHAL PRADESH           | 0  | 0   | 0   |
| 3                        | ASSAM                       | 24,91,145  | 4,45,04,000   | 3,74,99,54,000  |
| 4                        | BIHAR                       | 91,91,733  | 5,84,00,000   | 7,10,78,83,000  |
| 5                        | CHHATISGARH                 | 33,04,823  | 8,89,07,000   | 6,48,71,88,000  |
| 6                        | DELHI                       | 0  | 0   | 0   |
| 7                        | GOA                         | 641  | 41  | 4,500   |
| 8                        | GUJARAT                     | 24,02,216  | 9,10,76,000   | 62,84,14,000  |
| 9                        | HARYANA                     | 3,30,138   | 32,55,000   | 47,58,97,000  |
| 10                       | HIMACHAL PRADESH            | 7,73,789   | 1,21,75,000   | 1,20,53,26,000  |
| 11                       | JAMMU AND KASHMIR           | 3,68,311   | 29,85,317   | 27,21,63,000  |
| 12                       | JHARKHAND                   | 12,45,848  | 5,71,71,159   | 5,97,69,11,960  |
| 13                       | KARNATAKA                   | 32,79,281  | 1,43,00,000   | 1,10,78,00,000  |
| 14                       | KERALA                      | 16,13,796  | 79,47,372   | 91,79,99,000  |
| 15                       | MADHYA PRADESH              | 1,12,25,415  | 18,79,70,000  | 14,35,45,90,000   |
| 16                       | MAHARASHTRA                 | 14,75,255  | 2,34,10,000   | 2,23,12,50,000  |
| 17                       | MANIPUR                     | 1,02,718   | 9,87,000  | 3,98,12,000   |
| 18                       | MEGHALAYA                   | 2,19,613   | 41,26,000   | 31,71,26,000  |
| 19                       | MIZORAM                     | 0  | 0   | 0   |
| 20                       | NAGALAND                    | 1,92,000   | 10,00,000   | 9,30,95,000   |
| 21                       | ORISSA                      | 8,42,222   | 2,30,26,000   | 2,22,61,32,000  |
| 22                       | PUDUCHERRY                  | 70,989   | 1,62,000  | 1,28,44,000   |
| 23                       | PUNJAB                      | 3,56,402   | 14,24,000   | 17,31,90,000  |
| 24                       | RAJASTHAN                   | 82,28,177  | 33,49,33,000  | 29,56,50,60,000   |
| 25                       | SIKKIM                      | 55,848   | 10,13,899   | 16,88,59,000  |
| 26                       | TAMIL NADU                  | 85,98,451  | 9,20,70,000   | 7,36,30,68,100  |
| 27                       | TRIPURA                     | 5,98,180   | 2,11,59,000   | 2,52,92,00,000  |
| 28                       | UTTARAKHAND                 | 4,18,028   | 49,05,500   | 37,68,38,800  |
| 29                       | UTTAR PRADESH               | 48,96,896  | 12,87,08,666  | 12,87,01,18,400   |
| 30                       | WEST BENGAL                 | 5,45,006   | 4,60,46,000   | 3,57,70,48,000  |
| 31                       | ANDAMAN AND NICOBAR ISLANDS | 13,925   | 4,648   | 9,89,000  |
| 32                       | CHANDIGARH                  | 0  | 0   | 0   |
| 33                       | DADRA AND NAGAR HAVELI      | 7,000  | 6,926   | 7,50,000  |
| 34                       | DAMAN AND DIU               | 0  | 0   | 0   |
| 35                       | LAKSHADWEEP                 | 2,379  | 1,15,000  | 93,67,000   |
| Grand Total              |                             | 6,63,44,472  | 1,42,84,32,925  | 1,18,36,66,99,582                                       |

# Swaranjayanti Gram Swarojgar Yojana

## Individual Swarojgaries Assisted

% Achievement of Target

During April-December, 2008

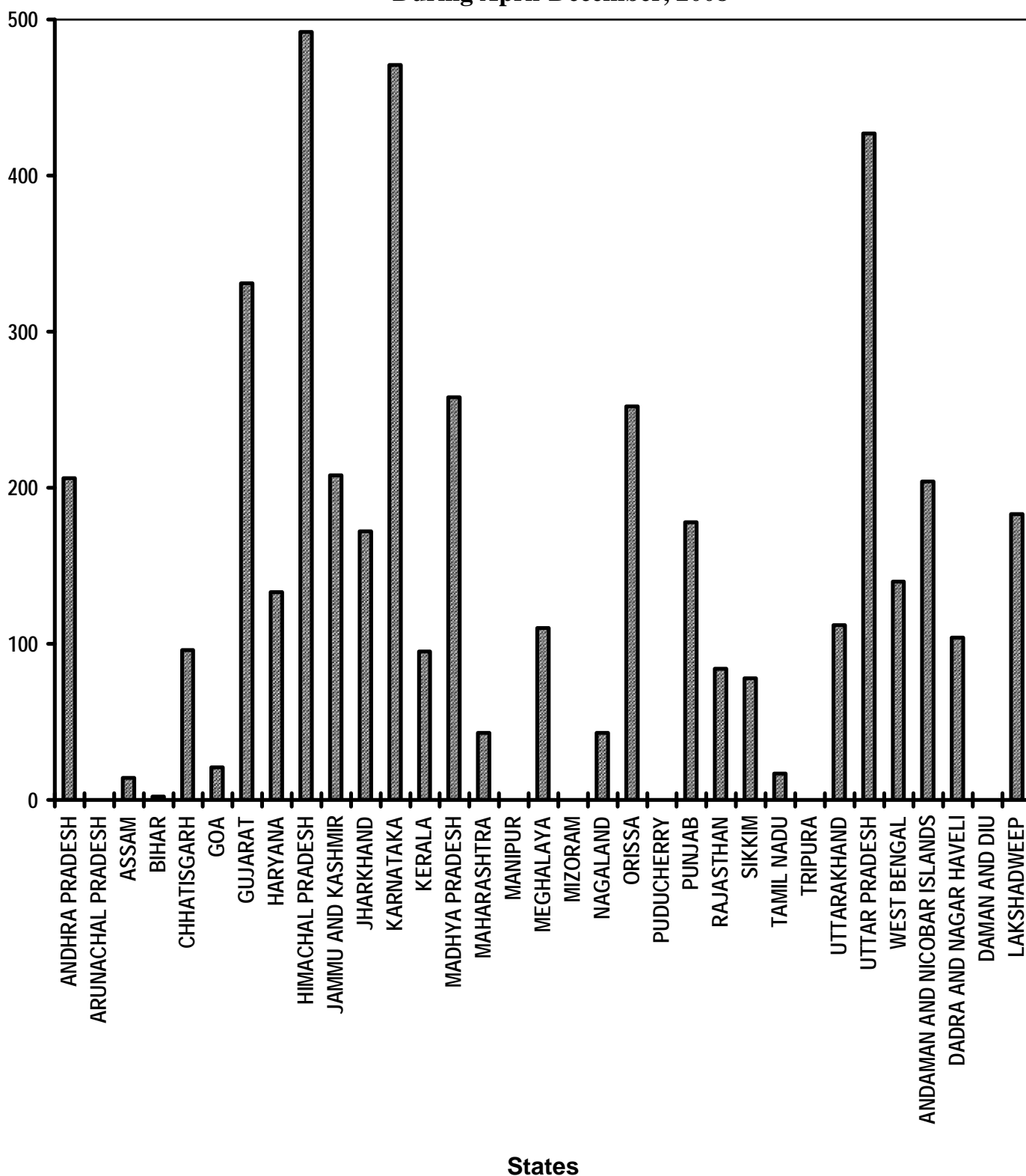


Table - 2

**Swaranjayanti Gram Swarojgar Yojana**  
**Individual Swarozgaries Assisted**  
**(Unit: Number)**

| Sl. No.            | State/UT Name               | Target          |                              | Achievement<br>April,2008-<br>December,2008 | Percent<br>Achievement<br>April,2008-<br>December,2008 |
|--------------------|-----------------------------|-----------------|------------------------------|---|--|
|                    |                             | 2008-2009       | April,2008-<br>December,2008 |   |  |
| (1)                | (2)                         | (3)             | (4)                          | (5)   | (5)/(4)  |
| 1                  | ANDHRA PRADESH              | 20,231          | 13,150                       | 27,145                                      | 206  |
| 2                  | ARUNACHAL PRADESH           | 1,055           | 686                          | 0   | 0  |
| 3                  | ASSAM                       | 27,423          | 17,825                       | 2,453                                       | 14   |
| 4                  | BIHAR                       | 48,127          | 31,282                       | 628   | 2  |
| 5                  | CHHATISGARH                 | 10,688          | 6,947                        | 6,653                                       | 96   |
| 6                  | GOA                         | 238             | 155                          | 32  | 21   |
| 7                  | GUJARAT                     | 7,615           | 4,950                        | 16,380                                      | 331  |
| 8                  | HARYANA                     | 4,480           | 2,912                        | 3,885                                       | 133  |
| 9                  | HIMACHAL PRADESH            | 1,886           | 1,226                        | 6,034                                       | 492  |
| 10                 | JAMMU AND KASHMIR           | 2,335           | 1,518                        | 3,163                                       | 208  |
| 11                 | JHARKHAND                   | 18,146          | 11,795                       | 20,320                                      | 172  |
| 12                 | KARNATAKA                   | 15,277          | 9,930                        | 46,739                                      | 471  |
| 13                 | KERALA                      | 6,854           | 4,455                        | 4,237                                       | 95   |
| 14                 | MADHYA PRADESH              | 22,905          | 14,888                       | 38,368                                      | 258  |
| 15                 | MAHARASHTRA                 | 30,200          | 19,630                       | 8,524                                       | 43   |
| 16                 | MANIPUR                     | 1,839           | 1,196                        | 0   | 0  |
| 17                 | MEGHALAYA                   | 2,060           | 1,339                        | 1,479                                       | 110  |
| 18                 | MIZORAM                     | 477             | 351                          | 0   | 0  |
| 19                 | NAGALAND                    | 1,414           | 919                          | 393   | 43   |
| 20                 | ORISSA                      | 23,138          | 15,040                       | 37,963                                      | 252  |
| 21                 | PUDUCHERRY                  | 286             | 186                          | 0   | 0  |
| 22                 | PUNJAB                      | 2,177           | 1,415                        | 2,515                                       | 178  |
| 23                 | RAJASTHAN                   | 11,600          | 7,540                        | 6,299                                       | 84   |
| 24                 | SIKKIM                      | 528             | 343                          | 269   | 78   |
| 25                 | TAMIL NADU                  | 17,889          | 11,628                       | 2,032                                       | 17   |
| 26                 | TRIPURA                     | 3,320           | 2,158                        | 0   | 0  |
| 27                 | UTTARAKHAND                 | 3,648           | 2,371                        | 2,656                                       | 112  |
| 28                 | UTTAR PRADESH               | 69,286          | 45,036                       | 1,92,337                                    | 427  |
| 29                 | WEST BENGAL                 | 25,715          | 16,715                       | 23,379                                      | 140  |
| 30                 | ANDAMAN AND NICOBAR ISLANDS | 36              | 23                           | 47  | 204  |
| 31                 | DADRA AND NAGAR HAVELI      | 36              | 23                           | 24  | 104  |
| 32                 | DAMAN AND DIU               | 36              | 23                           | 0   | 0  |
| 33                 | LAKSHADWEEP                 | 36              | 23                           | 42  | 183  |
| <b>Grand Total</b> |                             | <b>3,80,981</b> | <b>2,47,678</b>              | <b>4,53,996</b>                             | <b>183</b>   |

**Very Good:(90% or above of targets)**

ANDHRA PRADESH, CHHATISGARH, GUJARAT, HARYANA, HIMACHAL PRADESH, JAMMU AND KASHMIR, JHARKHAND, KARNATAKA, KERALA, MADHYA PRADESH, MEGHALAYA, ORISSA, PUNJAB, UTTARAKHAND, UTTAR PRADESH, WEST BENGAL, ANDAMAN AND NICOBAR ISLANDS, DADRA AND NAGAR HAVELI, LAKSHADWEEP

**Good:(Between 80% to 90% targets)**

RAJASTHAN

**Poor:(Below 80% of targets)**

ARUNACHAL PRADESH, ASSAM, BIHAR, GOA, MAHARASHTRA, MANIPUR, MIZORAM, NAGALAND, PUDUCHERRY, SIKKIM, TAMIL NADU, TRIPURA, DAMAN AND DIU

Table - 3(A)

**Self Help Groups (SHG)**  
**(Unit: Number)**

|                    |                             | <b>Formed under<br/>SGSY<br/>(Number)<br/>April,2008-<br/>December,2008</b> |
|--------------------|-----------------------------|---|
| <b>Sl. No.</b>     | <b>State/UT<br/>Name</b>    |   |
| <b>(1)</b>         | <b>(2)</b>                  | <b>(3)</b>  |
| 1                  | ANDHRA PRADESH              | 31,805  |
| 2                  | ARUNACHAL PRADESH           | 0   |
| 3                  | ASSAM                       | 16,660  |
| 4                  | BIHAR                       | 10,530  |
| 5                  | CHHATISGARH                 | 3,552   |
| 6                  | DELHI                       | 0   |
| 7                  | GOA                         | 60  |
| 8                  | GUJARAT                     | 28,018  |
| 9                  | HARYANA                     | 3,140   |
| 10                 | HIMACHAL PRADESH            | 609   |
| 11                 | JAMMU AND KASHMIR           | 484   |
| 12                 | JHARKHAND                   | 9,593   |
| 13                 | KARNATAKA                   | 5,530   |
| 14                 | KERALA                      | 826   |
| 15                 | MADHYA PRADESH              | 17,921  |
| 16                 | MAHARASHTRA                 | 23,154  |
| 17                 | MANIPUR                     | 258   |
| 18                 | MEGHALAYA                   | 473   |
| 19                 | MIZORAM                     | 0   |
| 20                 | NAGALAND                    | 0   |
| 21                 | ORISSA                      | 7,434   |
| 22                 | PUDUCHERRY                  | 186   |
| 23                 | PUNJAB                      | 459   |
| 24                 | RAJASTHAN                   | 1,06,237  |
| 25                 | SIKKIM                      | 238   |
| 26                 | TAMIL NADU                  | 10,701  |
| 27                 | TRIPURA                     | 3,243   |
| 28                 | UTTARAKHAND                 | 236   |
| 29                 | UTTAR PRADESH               | 22,946  |
| 30                 | WEST BENGAL                 | 21,975  |
| 31                 | ANDAMAN AND NICOBAR ISLANDS | 33  |
| 32                 | CHANDIGARH                  | 0   |
| 33                 | DADRA AND NAGAR HAVELI      | 0   |
| 34                 | DAMAN AND DIU               | 0   |
| 35                 | LAKSHADWEEP                 | 0   |
| <b>Grand Total</b> |                             | <b>3,26,301</b>   |

# Self Help Groups (SHG)

## To whom income generating activities provided

% Achievement of Target  
During April-December, 2008

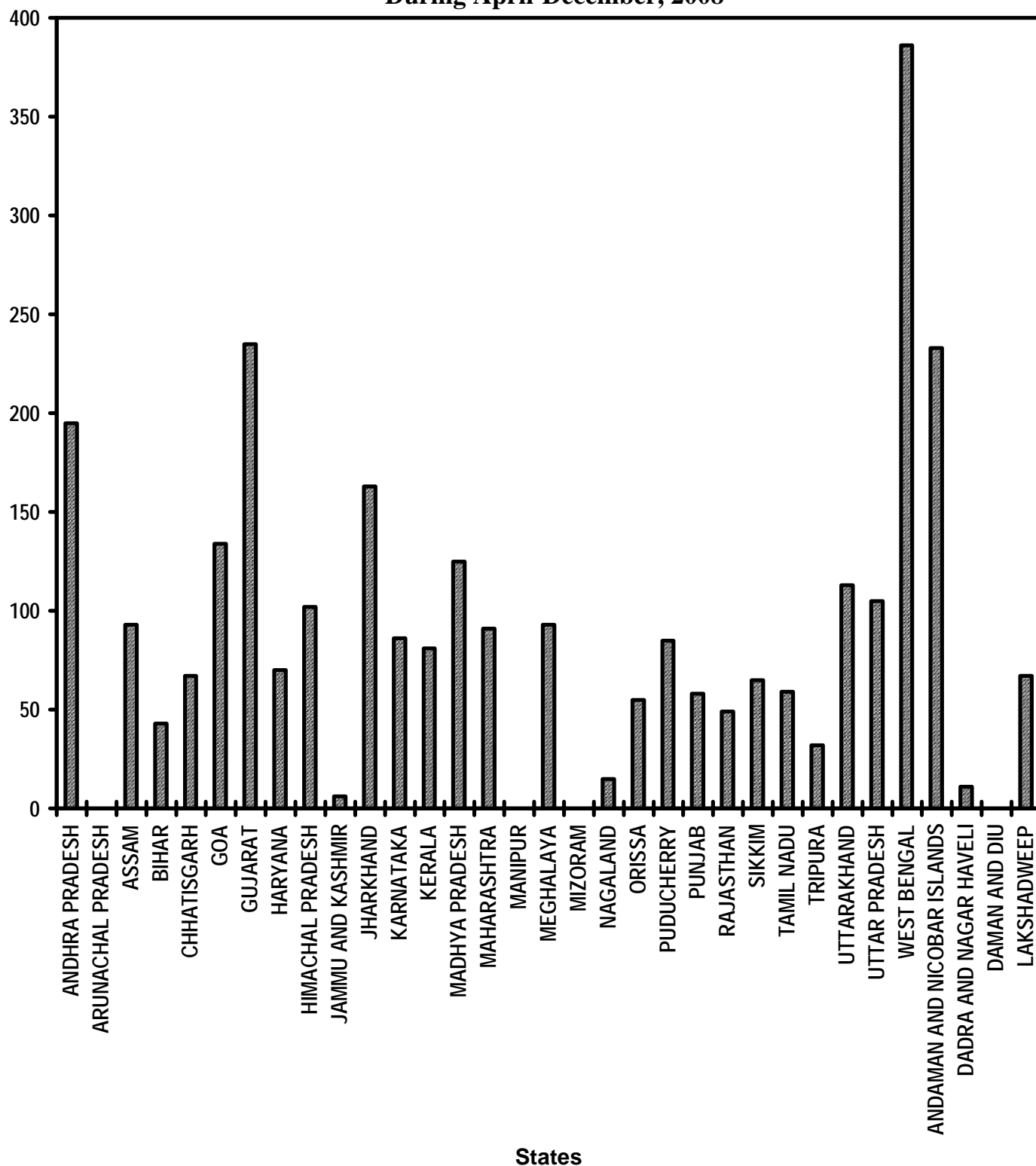




Table - 3(B)

**Self Help Groups (SHG)**  
**To whom income generating activities provided**  
**(Unit: Number)**

| Sl. No.            | State/UT Name               | Target          |                          | Achievement              | Percent                              |
|--------------------|-----------------------------|-----------------|--------------------------|--------------------------|--------------------------------------|
|                    |                             | 2008-2009       | April,2008-December,2008 | April,2008-December,2008 | Achievement April,2008-December,2008 |
| (1)                | (2)                         | (3)             | (4)                      | (5)                      | (5)/(4)                              |
| 1                  | ANDHRA PRADESH              | 7,337           | 4,769                    | 9,295                    | 195                                  |
| 2                  | ARUNACHAL PRADESH           | 383             | 249                      | 0                        | 0                                    |
| 3                  | ASSAM                       | 9,946           | 6,465                    | 6,040                    | 93                                   |
| 4                  | BIHAR                       | 17,454          | 11,345                   | 4,829                    | 43                                   |
| 5                  | CHHATISGARH                 | 3,876           | 2,519                    | 1,676                    | 67                                   |
| 6                  | GOA                         | 86              | 56                       | 75                       | 134                                  |
| 7                  | GUJARAT                     | 2,762           | 1,795                    | 4,223                    | 235                                  |
| 8                  | HARYANA                     | 1,625           | 1,056                    | 743                      | 70                                   |
| 9                  | HIMACHAL PRADESH            | 684             | 445                      | 456                      | 102                                  |
| 10                 | JAMMU AND KASHMIR           | 846             | 550                      | 31                       | 6                                    |
| 11                 | JHARKHAND                   | 6,580           | 4,277                    | 6,961                    | 163                                  |
| 12                 | KARNATAKA                   | 5,540           | 3,601                    | 3,104                    | 86                                   |
| 13                 | KERALA                      | 2,486           | 1,616                    | 1,301                    | 81                                   |
| 14                 | MADHYA PRADESH              | 8,306           | 5,399                    | 6,750                    | 125                                  |
| 15                 | MAHARASHTRA                 | 10,954          | 7,120                    | 6,463                    | 91                                   |
| 16                 | MANIPUR                     | 666             | 433                      | 0                        | 0                                    |
| 17                 | MEGHALAYA                   | 746             | 485                      | 451                      | 93                                   |
| 18                 | MIZORAM                     | 173             | 113                      | 0                        | 0                                    |
| 19                 | NAGALAND                    | 512             | 333                      | 49*                      | 15                                   |
| 20                 | ORISSA                      | 8,391           | 5,454                    | 3,015                    | 55                                   |
| 21                 | PUDUCHERRY                  | 104             | 68                       | 58                       | 85                                   |
| 22                 | PUNJAB                      | 789             | 513                      | 298                      | 58                                   |
| 23                 | RAJASTHAN                   | 4,206           | 2,734                    | 1,329                    | 49                                   |
| 24                 | SIKKIM                      | 191             | 124                      | 80                       | 65                                   |
| 25                 | TAMIL NADU                  | 6,488           | 4,217                    | 2,501                    | 59                                   |
| 26                 | TRIPURA                     | 1,204           | 783                      | 250                      | 32                                   |
| 27                 | UTTARAKHAND                 | 1,323           | 860                      | 976                      | 113                                  |
| 28                 | UTTAR PRADESH               | 25,128          | 16,333                   | 17,229                   | 105                                  |
| 29                 | WEST BENGAL                 | 9,326           | 6,062                    | 23,379                   | 386                                  |
| 30                 | ANDAMAN AND NICOBAR ISLANDS | 14              | 9                        | 21                       | 233                                  |
| 31                 | DADRA AND NAGAR HAVELI      | 14              | 9                        | 1                        | 11                                   |
| 32                 | DAMAN AND DIU               | 14              | 9                        | 0                        | 0                                    |
| 33                 | LAKSHADWEEP                 | 14              | 9                        | 6                        | 67                                   |
| <b>Grand Total</b> |                             | <b>1,38,168</b> | <b>89,810</b>            | <b>1,01,590</b>          | <b>113</b>                           |

**Very Good:(90% or above of targets)**

ANDHRA PRADESH, ASSAM, GOA, GUJARAT, HIMACHAL PRADESH, JHARKHAND, MADHYA PRADESH, MAHARASHTRA, MEGHALAYA, UTTARAKHAND, UTTAR PRADESH, WEST BENGAL, ANDAMAN AND NICOBAR ISLANDS

**Good:(Between 80% to 90% targets)**

KARNATAKA, KERALA, PUDUCHERRY

**Poor:(Below 80% of targets)**

ARUNACHAL PRADESH, BIHAR, CHHATISGARH, HARYANA, JAMMU AND KASHMIR, MANIPUR, MIZORAM, NAGALAND, ORISSA, PUNJAB, RAJASTHAN, SIKKIM, TAMIL NADU, TRIPURA, DADRA AND NAGAR HAVELI, DAMAN AND DIU, LAKSHADWEEP

\* Figures furnished by Ministry of Rural Development

Table - 4

**Distribution of waste land to the landless**  
(Unit: Hectare)

|                    |                             | <b>Total Land<br/>Distributed<br/>(Hectare)<br/>April,2008-<br/>December,2008</b> |
|--------------------|-----------------------------|---|
| <b>Sl. No.</b>     | <b>State/UT<br/>Name</b>    |   |
| <b>(1)</b>         | <b>(2)</b>                  | <b>(3)</b>  |
| 1                  | ANDHRA PRADESH              | 149   |
| 2                  | ARUNACHAL PRADESH           | 0   |
| 3                  | ASSAM                       | 46  |
| 4                  | BIHAR                       | 25  |
| 5                  | CHHATISGARH                 | 24,567  |
| 6                  | DELHI                       | 0   |
| 7                  | GOA                         | 0   |
| 8                  | GUJARAT                     | 1,621   |
| 9                  | HARYANA                     | 0   |
| 10                 | JAMMU AND KASHMIR           | 0   |
| 11                 | JHARKHAND                   | 592   |
| 12                 | KARNATAKA                   | 0   |
| 13                 | KERALA                      | 0   |
| 14                 | MADHYA PRADESH              | 54,333  |
| 15                 | MAHARASHTRA                 | 0   |
| 16                 | MANIPUR                     | 0   |
| 17                 | MEGHALAYA                   | 0   |
| 18                 | MIZORAM                     | 0   |
| 19                 | NAGALAND                    | 0   |
| 20                 | ORISSA                      | 887   |
| 21                 | PUDUCHERRY                  | 0   |
| 22                 | PUNJAB                      | 0   |
| 23                 | RAJASTHAN                   | 0   |
| 24                 | SIKKIM                      | 0   |
| 25                 | TAMIL NADU                  | 12,566  |
| 26                 | TRIPURA                     | 0   |
| 27                 | UTTARAKHAND                 | 0   |
| 28                 | UTTAR PRADESH               | 5,050   |
| 29                 | WEST BENGAL                 | 0   |
| 30                 | ANDAMAN AND NICOBAR ISLANDS | 0   |
| 31                 | CHANDIGARH                  | 0   |
| 32                 | DADRA AND NAGAR HAVELI      | 0   |
| 33                 | DAMAN AND DIU               | 0   |
| 34                 | LAKSHADWEEP                 | 0   |
| <b>Grand Total</b> |                             | <b>99,836</b>   |

Table - 5(A)

## Minimum Wages Enforcement (including Farm Labour)

| Sl. No.     | State/UT Name               | Agriculture and Farm Workers: Inspections made (Number) April,2008-December,2008 | Agriculture and Farm Workers: Irregularities detected (Number) April,2008-December,2008 | Agriculture and Farm Workers: Irregularities rectified (Number) April,2008-December,2008 |
|-------------|-----------------------------|--|---|--|
|             |                             | (3)  | (4)   | (5)  |
| 1           | ANDHRA PRADESH              | 0  | 0   | 0  |
| 2           | ARUNACHAL PRADESH           | 0  | 0   | 0  |
| 3           | ASSAM                       | 0  | 0   | 0  |
| 4           | BIHAR                       | 92,015   | 13,576  | 13,532   |
| 5           | CHHATISGARH                 | 0  | 0   | 0  |
| 6           | DELHI                       | 0  | 0   | 0  |
| 7           | GOA                         | 2  | 14  | 0  |
| 8           | GUJARAT                     | 50,895   | 8,253   | 18,189   |
| 9           | HARYANA                     | 0  | 0   | 0  |
| 10          | HIMACHAL PRADESH            | 0  | 0   | 0  |
| 11          | JAMMU AND KASHMIR           | 0  | 0   | 0  |
| 12          | JHARKHAND                   | 0  | 0   | 0  |
| 13          | KARNATAKA                   | 0  | 0   | 0  |
| 14          | KERALA                      | 2  | 2   | 0  |
| 15          | MADHYA PRADESH              | 0  | 0   | 0  |
| 16          | MAHARASHTRA                 | 0  | 0   | 0  |
| 17          | MANIPUR                     | 0  | 0   | 0  |
| 18          | MEGHALAYA                   | 74   | 0   | 0  |
| 19          | MIZORAM                     | 0  | 0   | 0  |
| 20          | NAGALAND                    | 0  | 0   | 0  |
| 21          | ORISSA                      | 10,894   | 7,603   | 6,041  |
| 22          | PUDUCHERRY                  | 0  | 4,155   | 0  |
| 23          | PUNJAB                      | 157  | 0   | 0  |
| 24          | RAJASTHAN                   | 1,676  | 4   | 2  |
| 25          | SIKKIM                      | 0  | 0   | 0  |
| 26          | TAMIL NADU                  | 0  | 0   | 0  |
| 27          | TRIPURA                     | 0  | 0   | 0  |
| 28          | UTTARAKHAND                 | 1,136  | 60  | 34   |
| 29          | UTTAR PRADESH               | 16,448   | 4,357   | 0  |
| 30          | WEST BENGAL                 | 0  | 0   | 0  |
| 31          | ANDAMAN AND NICOBAR ISLANDS | 0  | 0   | 0  |
| 32          | CHANDIGARH                  | 0  | 0   | 0  |
| 33          | DADRA AND NAGAR HAVELI      | 0  | 0   | 0  |
| 34          | DAMAN AND DIU               | 0  | 0   | 0  |
| 35          | LAKSHADWEEP                 | 0  | 0   | 0  |
| Grand Total |                             | 1,73,299   | 38,024  | 37,798   |

Table - 5(B)

**Minimum Wages Enforcement (including Farm Labour)**  
(Unit: Number)

|                    |                             | <b>Agriculture and<br/>Farm Workers:<br/>Claims filed<br/>(Number)<br/>April,2008-<br/>December,2008</b> | <b>Agriculture and<br/>Farm Workers:<br/>Claims settled<br/>(Number)<br/>April,2008-<br/>December,2008</b> |
|--------------------|-----------------------------|--|--|
| <b>Sl. No.</b>     | <b>State/UT<br/>Name</b>    | <b>(3)</b>   | <b>(4)</b>   |
| 1                  | ANDHRA PRADESH              | 0  | 0  |
| 2                  | ARUNACHAL PRADESH           | 0  | 0  |
| 3                  | ASSAM                       | 0  | 0  |
| 4                  | BIHAR                       | 4,482  | 4,676  |
| 5                  | CHHATISGARH                 | 0  | 0  |
| 6                  | DELHI                       | 0  | 0  |
| 7                  | GOA                         | 0  | 0  |
| 8                  | GUJARAT                     | 8  | 2  |
| 9                  | HARYANA                     | 11   | 53   |
| 10                 | HIMACHAL PRADESH            | 0  | 0  |
| 11                 | JAMMU AND KASHMIR           | 0  | 0  |
| 12                 | JHARKHAND                   | 0  | 0  |
| 13                 | KARNATAKA                   | 0  | 0  |
| 14                 | KERALA                      | 0  | 0  |
| 15                 | MADHYA PRADESH              | 0  | 0  |
| 16                 | MAHARASHTRA                 | 0  | 0  |
| 17                 | MANIPUR                     | 0  | 0  |
| 18                 | MEGHALAYA                   | 0  | 0  |
| 19                 | MIZORAM                     | 0  | 0  |
| 20                 | NAGALAND                    | 0  | 0  |
| 21                 | ORISSA                      | 0  | 0  |
| 22                 | PUDUCHERRY                  | 0  | 0  |
| 23                 | PUNJAB                      | 0  | 0  |
| 24                 | RAJASTHAN                   | 7  | 6  |
| 25                 | SIKKIM                      | 0  | 0  |
| 26                 | TAMIL NADU                  | 0  | 0  |
| 27                 | TRIPURA                     | 0  | 0  |
| 28                 | UTTARAKHAND                 | 4  | 0  |
| 29                 | UTTAR PRADESH               | 0  | 0  |
| 30                 | WEST BENGAL                 | 0  | 0  |
| 31                 | ANDAMAN AND NICOBAR ISLANDS | 0  | 0  |
| 32                 | CHANDIGARH                  | 0  | 0  |
| 33                 | DADRA AND NAGAR HAVELI      | 0  | 0  |
| 34                 | DAMAN AND DIU               | 0  | 0  |
| 35                 | LAKSHADWEEP                 | 0  | 0  |
| <b>Grand Total</b> |                             | <b>4,512</b>   | <b>4,737</b>   |

Table - 5(C)

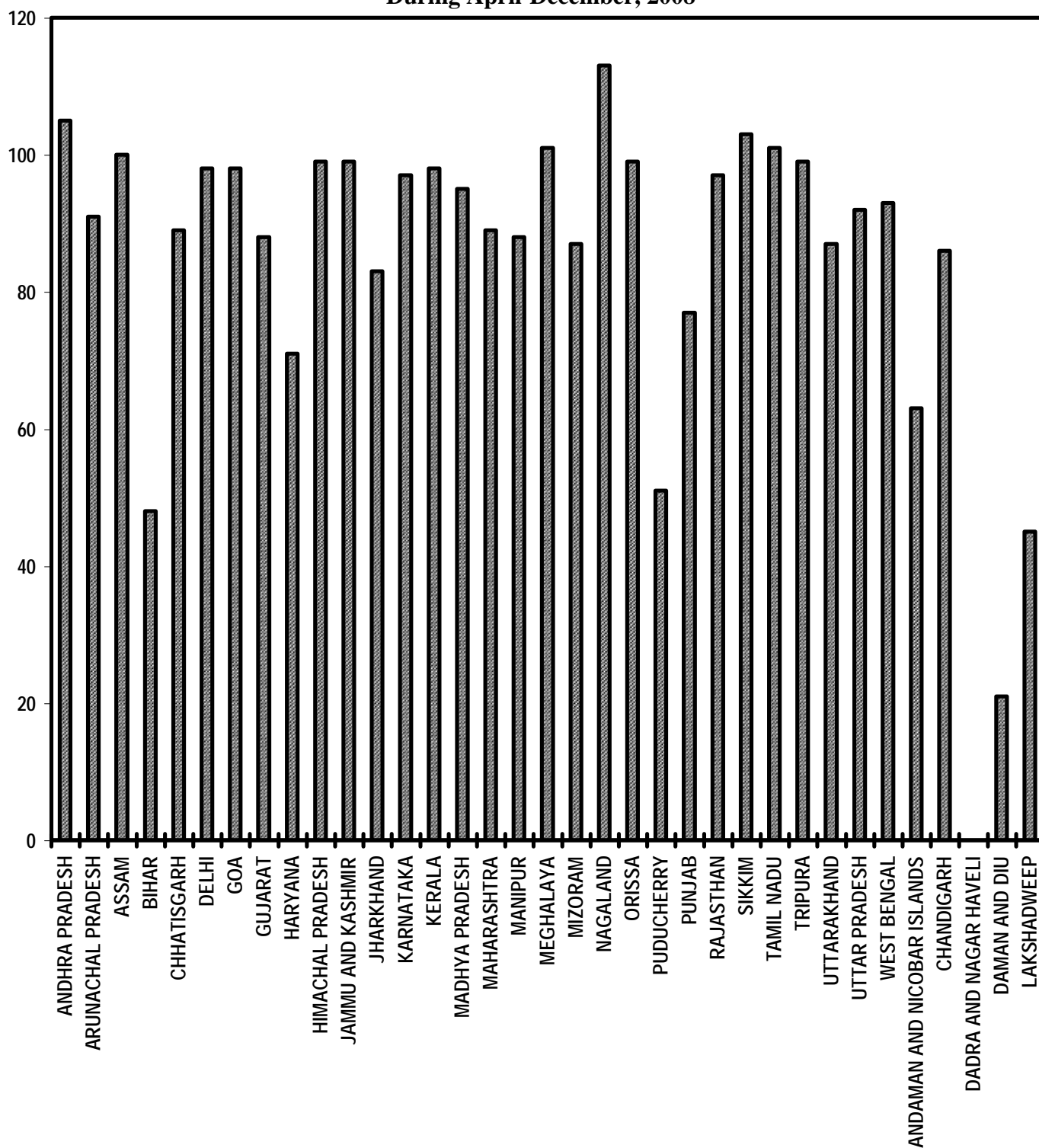
## Minimum Wages Enforcement (including Farm Labour)

| Sl. No.     | State/UT Name               | Agriculture and Farm Workers: Prosecution cases Pending (Number) April,2008-December,2008 | Agriculture and Farm Workers: Prosecution cases filed (Number) April,2008-December,2008 | Agriculture and Farm Workers: Prosecution cases decided (Number) April,2008-December,2008 |
|-------------|-----------------------------|---|---|---|
|             |                             | (3)   | (4)   | (5)   |
| 1           | ANDHRA PRADESH              | 0   | 0   | 0   |
| 2           | ARUNACHAL PRADESH           | 0   | 0   | 0   |
| 3           | ASSAM                       | 0   | 0   | 0   |
| 4           | BIHAR                       | 402   | 2   | 0   |
| 5           | CHHATISGARH                 | 0   | 0   | 0   |
| 6           | DELHI                       | 0   | 0   | 0   |
| 7           | GOA                         | 8   | 8   | 0   |
| 8           | GUJARAT                     | 9,662   | 63  | 154   |
| 9           | HARYANA                     | 0   | 0   | 0   |
| 10          | HIMACHAL PRADESH            | 0   | 0   | 0   |
| 11          | JAMMU AND KASHMIR           | 0   | 0   | 0   |
| 12          | JHARKHAND                   | 0   | 0   | 0   |
| 13          | KARNATAKA                   | 0   | 0   | 0   |
| 14          | KERALA                      | 0   | 0   | 0   |
| 15          | MADHYA PRADESH              | 0   | 0   | 0   |
| 16          | MAHARASHTRA                 | 0   | 0   | 0   |
| 17          | MANIPUR                     | 0   | 0   | 0   |
| 18          | MEGHALAYA                   | 0   | 0   | 0   |
| 19          | MIZORAM                     | 0   | 0   | 0   |
| 20          | NAGALAND                    | 0   | 0   | 0   |
| 21          | ORISSA                      | 1,183   | 1   | 0   |
| 22          | PUDUCHERRY                  | 0   | 0   | 0   |
| 23          | PUNJAB                      | 0   | 0   | 0   |
| 24          | RAJASTHAN                   | 3   | 0   | 2   |
| 25          | SIKKIM                      | 0   | 0   | 0   |
| 26          | TAMIL NADU                  | 0   | 0   | 0   |
| 27          | TRIPURA                     | 0   | 0   | 0   |
| 28          | UTTARAKHAND                 | 62  | 7   | 26  |
| 29          | UTTAR PRADESH               | 127   | 4   | 4   |
| 30          | WEST BENGAL                 | 0   | 0   | 0   |
| 31          | ANDAMAN AND NICOBAR ISLANDS | 0   | 0   | 0   |
| 32          | CHANDIGARH                  | 0   | 0   | 0   |
| 33          | DADRA AND NAGAR HAVELI      | 0   | 0   | 0   |
| 34          | DAMAN AND DIU               | 0   | 0   | 0   |
| 35          | LAKSHADWEEP                 | 0   | 0   | 0   |
| Grand Total |                             | 11,447  | 85  | 186   |

# Food security (Targeted Public Distribution system)

## Off take

% Achievement of Target  
During April-December, 2008



States

Table - 6(A)

## Food security (Targeted Public Distribution system)

| Sl. No.     | State/UT Name               | Allocation of Food Grains (Tonnes) April,2008-December,2008 | Off take April,2008-December,2008 | Percentage of offtake w.r.t. Allocation of Food Grains |
|-------------|-----------------------------|---|-----------------------------------|--|
|             |                             | (3)   | (4)                               | (5)  |
| 1           | ANDHRA PRADESH              | 25,64,574   | 26,87,894                         | 105  |
| 2           | ARUNACHAL PRADESH           | 76,167  | 69,154                            | 91   |
| 3           | ASSAM                       | 10,54,692   | 10,59,335                         | 100  |
| 4           | BIHAR                       | 21,67,474   | 10,42,350                         | 48   |
| 5           | CHHATISGARH                 | 6,80,938  | 6,04,471                          | 89   |
| 6           | DELHI                       | 4,44,411  | 4,35,272                          | 98   |
| 7           | GOA                         | 28,549  | 27,917                            | 98   |
| 8           | GUJARAT                     | 7,31,836  | 6,43,311                          | 88   |
| 9           | HARYANA                     | 3,91,053  | 2,79,255                          | 71   |
| 10          | HIMACHAL PRADESH            | 3,44,382  | 3,42,109                          | 99   |
| 11          | JAMMU AND KASHMIR           | 5,87,603  | 5,84,093                          | 99   |
| 12          | JHARKHAND                   | 7,82,061  | 6,50,600                          | 83   |
| 13          | KARNATAKA                   | 15,18,165   | 14,71,110                         | 97   |
| 14          | KERALA                      | 8,24,953  | 8,05,293                          | 98   |
| 15          | MADHYA PRADESH              | 14,59,270   | 13,84,494                         | 95   |
| 16          | MAHARASHTRA                 | 23,31,497   | 20,68,068                         | 89   |
| 17          | MANIPUR                     | 79,437  | 70,181                            | 88   |
| 18          | MEGHALAYA                   | 1,07,457  | 1,08,497                          | 101  |
| 19          | MIZORAM                     | 62,181  | 54,296                            | 87   |
| 20          | NAGALAND                    | 95,157  | 1,07,160                          | 113  |
| 21          | ORISSA                      | 13,80,378   | 13,71,064                         | 99   |
| 22          | PUDUCHERRY                  | 27,737  | 14,280                            | 51   |
| 23          | PUNJAB                      | 3,98,270  | 3,04,832                          | 77   |
| 24          | RAJASTHAN                   | 9,80,601  | 9,46,824                          | 97   |
| 25          | SIKKIM                      | 33,165  | 34,270                            | 103  |
| 26          | TAMIL NADU                  | 27,52,124   | 27,89,817                         | 101  |
| 27          | TRIPURA                     | 1,99,503  | 1,97,115                          | 99   |
| 28          | UTTARAKHAND                 | 2,58,689  | 2,24,690                          | 87   |
| 29          | UTTAR PRADESH               | 35,49,121   | 32,56,151                         | 92   |
| 30          | WEST BENGAL                 | 22,61,370   | 21,01,678                         | 93   |
| 31          | ANDAMAN AND NICOBAR ISLANDS | 21,523  | 13,561                            | 63   |
| 32          | CHANDIGARH                  | 3,071   | 2,649                             | 86   |
| 33          | DADRA AND NAGAR HAVELI      | 6,066   | 0                                 | 0  |
| 34          | DAMAN AND DIU               | 1,590   | 334                               | 21   |
| 35          | LAKSHADWEEP                 | 3,456   | 1,570                             | 45   |
| Grand Total |                             | 2,82,08,521   | 2,57,53,695                       | 91   |

Very Good:(90% or above of targets)

ANDHRA PRADESH, ARUNACHAL PRADESH, ASSAM, DELHI, GOA, HIMACHAL PRADESH, JAMMU AND KASHMIR, KARNATAKA, KERALA, MADHYA PRADESH, MEGHALAYA, NAGALAND, ORISSA, RAJASTHAN, SIKKIM, TAMIL NADU, TRIPURA, UTTAR PRADESH, WEST BENGAL.

Good:(Between 80% to 90% targets)

CHHATISGARH, GUJARAT, JHARKHAND, MAHARASHTRA, MANIPUR, MIZORAM, UTTARAKHAND, CHANDIGARH

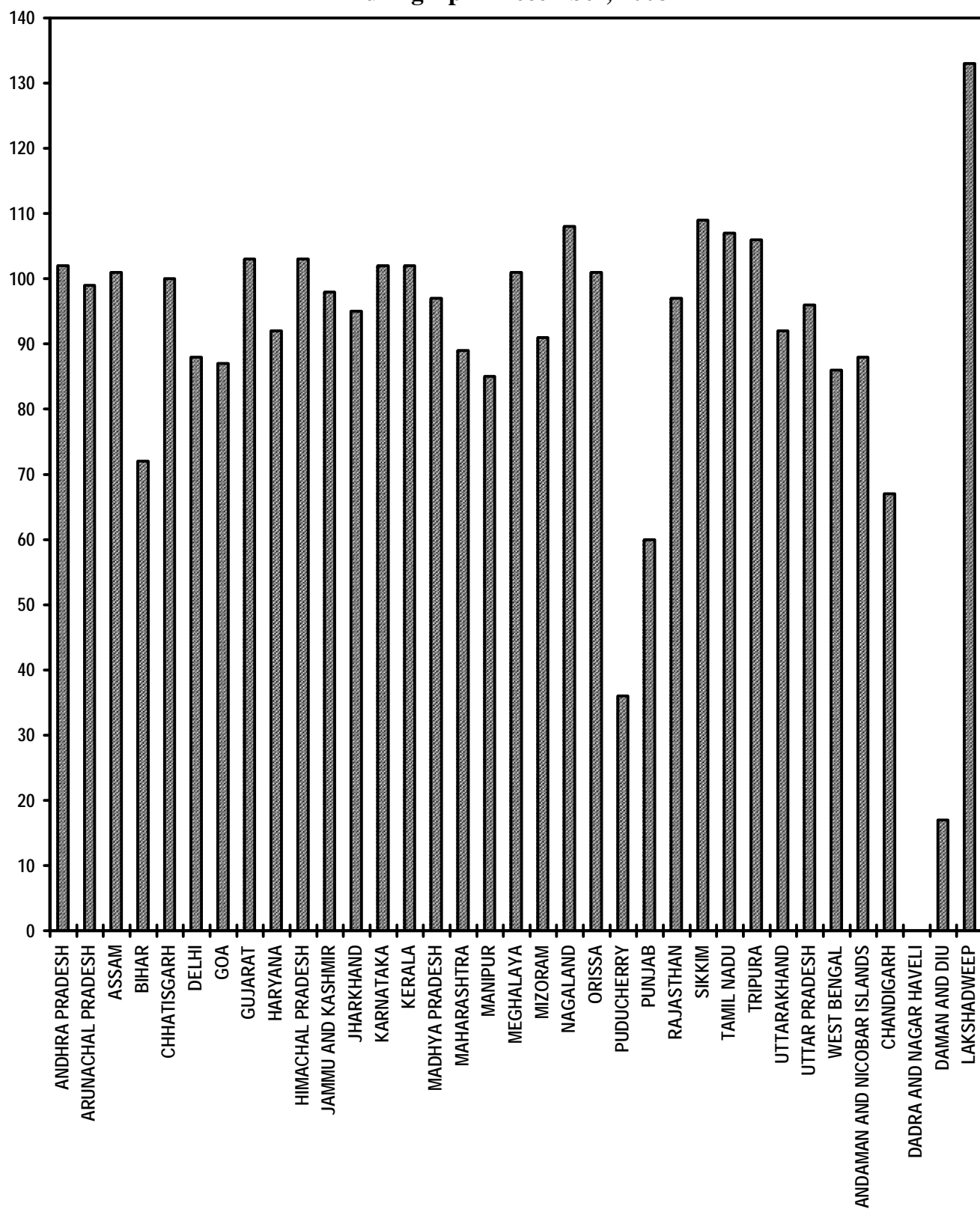
Poor:(Below 80% of targets)

BIHAR, HARYANA, PUDUCHERRY, PUNJAB, ANDAMAN AND NICOBAR ISLANDS, DADRA AND NAGAR HAVELI, DAMAN AND DIU, LAKSHADWEEP

# Food security(Antodaya Anna Yojana)

## Off take

% Achievement of Target  
During April-December, 2008



States



Table - 6(B)

## Food Security (Antodaya Anna Yojana)

| Sl. No.     | State/UT Name               | Allocation of Food Grains (Tonnes) April,2008-December,2008 | Off take April,2008-December,2008 | Percentage of offtake w.r.t. Allocation of Food Grains |
|-------------|-----------------------------|---|-----------------------------------|--|
|             |                             | (3)   | (4)                               | (5)  |
| 1           | ANDHRA PRADESH              | 4,90,716  | 5,01,425                          | 102  |
| 2           | ARUNACHAL PRADESH           | 11,979  | 11,878                            | 99   |
| 3           | ASSAM                       | 2,21,769  | 2,23,188                          | 101  |
| 4           | BIHAR                       | 7,64,991  | 5,52,498                          | 72   |
| 5           | CHHATISGARH                 | 2,26,458  | 2,26,458                          | 100  |
| 6           | DELHI                       | 47,313  | 41,661                            | 88   |
| 7           | GOA                         | 4,581   | 3,971                             | 87   |
| 8           | GUJARAT                     | 2,55,060  | 2,62,559                          | 103  |
| 9           | HARYANA                     | 92,115  | 84,325                            | 92   |
| 10          | HIMACHAL PRADESH            | 62,055  | 63,822                            | 103  |
| 11          | JAMMU AND KASHMIR           | 80,541  | 78,841                            | 98   |
| 12          | JHARKHAND                   | 2,89,152  | 2,73,575                          | 95   |
| 13          | KARNATAKA                   | 3,77,919  | 3,84,895                          | 102  |
| 14          | KERALA                      | 1,87,695  | 1,91,576                          | 102  |
| 15          | MADHYA PRADESH              | 4,98,195  | 4,83,890                          | 97   |
| 16          | MAHARASHTRA                 | 7,76,160  | 6,89,708                          | 89   |
| 17          | MANIPUR                     | 20,043  | 17,109                            | 85   |
| 18          | MEGHALAYA                   | 22,113  | 22,276                            | 101  |
| 19          | MIZORAM                     | 8,190   | 7,490                             | 91   |
| 20          | NAGALAND                    | 14,976  | 16,217                            | 108  |
| 21          | ORISSA                      | 3,98,340  | 4,01,286                          | 101  |
| 22          | PUDUCHERRY                  | 10,161  | 3,646                             | 36   |
| 23          | PUNJAB                      | 56,520  | 34,054                            | 60   |
| 24          | RAJASTHAN                   | 2,93,616  | 2,84,823                          | 97   |
| 25          | SIKKIM                      | 5,202   | 5,689                             | 109  |
| 26          | TAMIL NADU                  | 5,87,358  | 6,31,099                          | 107  |
| 27          | TRIPURA                     | 35,640  | 37,667                            | 106  |
| 28          | UTTARAKHAND                 | 47,637  | 43,686                            | 92   |
| 29          | UTTAR PRADESH               | 12,89,610   | 12,39,708                         | 96   |
| 30          | WEST BENGAL                 | 4,66,263  | 4,01,333                          | 86   |
| 31          | ANDAMAN AND NICOBAR ISLANDS | 1,350   | 1,193                             | 88   |
| 32          | CHANDIGARH                  | 666   | 444                               | 67   |
| 33          | DADRA AND NAGAR HAVELI      | 1,647   | 0                                 | 0  |
| 34          | DAMAN AND DIU               | 477   | 81                                | 17   |
| 35          | LAKSHADWEEP                 | 369   | 492                               | 133  |
| Grand Total |                             | 76,46,877   | 72,22,563                         | 94   |

**Very Good:(90% or above of targets)**

ANDHRA PRADESH, ARUNACHAL PRADESH, ASSAM, CHHATISGARH, GUJARAT, HARYANA, HIMACHAL PRADESH, JAMMU AND KASHMIR, JHARKHAND, KARNATAKA, KERALA, MADHYA PRADESH, MEGHALAYA, MIZORAM, NAGALAND, ORISSA, RAJASTHAN, SIKKIM, TAMIL NADU, TRIPIRA, UTTARAKHAND, UTTAR

**Good:(Between 80% to 90% targets)**

DELHI, GOA, MAHARASHTRA, MANIPUR, WEST BENGAL, ANDAMAN AND NICOBAR ISLANDS

**Poor:(Below 80% of targets)**

BIHAR, PUDUCHERRY, PUNJAB, CHANDIGARH, DADRA AND NAGAR HAVELI, DAMAN AND DIU

# Rural Housing - Indira Awaas Yojana

## Houses constructed

% Achievement of Target

During April-December, 2008

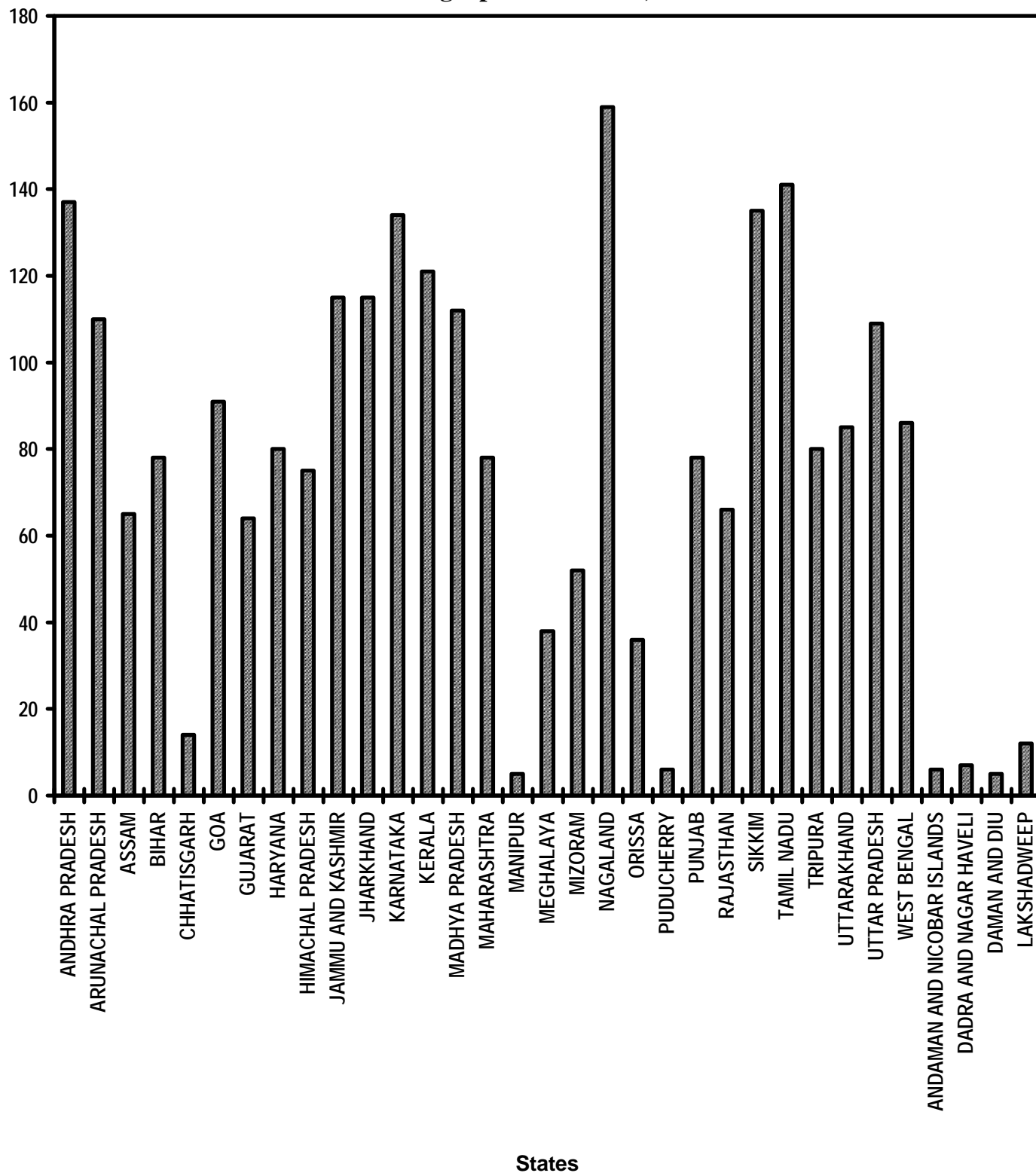


Table - 7

**Rural Housing - Indira Awaas Yojana**  
**Houses constructed**  
**(Unit: Number)**

| Sl. No.            | State/UT Name               | Target           |                              | Achievement<br>April,2008-<br>December,2008 | Percent<br>Achievement<br>April,2008-<br>December,2008 |
|--------------------|-----------------------------|------------------|------------------------------|---|--|
|                    |                             | 2008-2009        | April,2008-<br>December,2008 |   |  |
| (1)                | (2)                         | (3)              | (4)                          | (5)   | (5)/(4)  |
| 1                  | ANDHRA PRADESH              | 1,92,132         | 1,05,672                     | 1,44,564                                    | 137  |
| 2                  | ARUNACHAL PRADESH           | 6,770            | 3,723                        | 4,096                                       | 110  |
| 3                  | ASSAM                       | 1,49,699         | 82,335                       | 53,558                                      | 65   |
| 4                  | BIHAR                       | 5,67,125         | 3,11,918                     | 2,44,382                                    | 78   |
| 5                  | CHHATISGARH                 | 29,712           | 16,341                       | 2251 *                                      | 14   |
| 6                  | GOA                         | 1,183            | 649                          | 588   | 91   |
| 7                  | GUJARAT                     | 94,226           | 51,825                       | 33,234                                      | 64   |
| 8                  | HARYANA                     | 13,229           | 7,275                        | 5,826                                       | 80   |
| 9                  | HIMACHAL PRADESH            | 4,242            | 2,331                        | 1,746                                       | 75   |
| 10                 | JAMMU AND KASHMIR           | 13,176           | 7,247                        | 8,298                                       | 115  |
| 11                 | JHARKHAND                   | 50,585           | 27,821                       | 32,041                                      | 115  |
| 12                 | KARNATAKA                   | 74,023           | 40,713                       | 54,652                                      | 134  |
| 13                 | KERALA                      | 41,164           | 22,638                       | 27,481                                      | 121  |
| 14                 | MADHYA PRADESH              | 59,091           | 32,500                       | 36,431                                      | 112  |
| 15                 | MAHARASHTRA                 | 1,15,869         | 63,729                       | 49,723                                      | 78   |
| 16                 | MANIPUR                     | 5,877            | 3,234                        | 176 *                                       | 5  |
| 17                 | MEGHALAYA                   | 10,235           | 5,629                        | 2,161                                       | 38   |
| 18                 | MIZORAM                     | 2,181            | 1,200                        | 628   | 52   |
| 19                 | NAGALAND                    | 6,773            | 3,725                        | 5,931                                       | 159  |
| 20                 | ORISSA                      | 1,11,422         | 61,281                       | 22,093                                      | 36   |
| 21                 | PUDUCHERRY                  | 910              | 501                          | 28  | 6  |
| 22                 | PUNJAB                      | 16,361           | 8,998                        | 7,018                                       | 78   |
| 23                 | RAJASTHAN                   | 47,350           | 26,042                       | 17,232                                      | 66   |
| 24                 | SIKKIM                      | 1,295            | 712                          | 963   | 135  |
| 25                 | TAMIL NADU                  | 76,925           | 42,308                       | 59,644                                      | 141  |
| 26                 | TRIPURA                     | 13,187           | 7,253                        | 5,789                                       | 80   |
| 27                 | UTTARAKHAND                 | 11,610           | 6,384                        | 5,440                                       | 85   |
| 28                 | UTTAR PRADESH               | 2,54,729         | 1,40,100                     | 1,52,867                                    | 109  |
| 29                 | WEST BENGAL                 | 1,53,697         | 84,533                       | 72,969                                      | 86   |
| 30                 | ANDAMAN AND NICOBAR ISLANDS | 1,828            | 1,005                        | 60  | 6  |
| 31                 | DADRA AND NAGAR HAVELI      | 305              | 167                          | 12  | 7  |
| 32                 | DAMAN AND DIU               | 136              | 74                           | 4   | 5  |
| 33                 | LAKSHADWEEP                 | 118              | 66                           | 8   | 12   |
| <b>Grand Total</b> |                             | <b>21,27,165</b> | <b>11,69,929</b>             | <b>10,51,894</b>                            | <b>90</b>  |

**Very Good:(90% or above of targets)**

ANDHRA PRADESH, ARUNACHAL PRADESH, GOA, JAMMU AND KASHMIR, JHARKHAND, KARNATAKA, KERALA, MADHYA PRADESH, NAGALAND, SIKKIM, TAMIL NADU, UTTAR PRADESH

**Good:(Between 80% to 90% targets)**

HARYANA, TRIPURA, UTTARAKHAND, WEST BENGAL

**Poor:(Below 80% of targets)**

ASSAM, BIHAR, CHHATISGARH, GUJARAT, HIMACHAL PRADESH, MAHARASHTRA, MANIPUR, MEGHALAYA, MIZORAM, ORISSA, PUDUCHERRY, PUNJAB, RAJASTHAN, ANDAMAN AND NICOBAR ISLANDS, DADRA AND NAGAR HAVELI, DAMAN AND DIU, LAKSHADWEEP

\* Figures furnished by Ministry of Rural Development

# EWS/LIG Houses in Urban Areas

## Houses constructed

% Achievement of Target  
During April-December, 2008

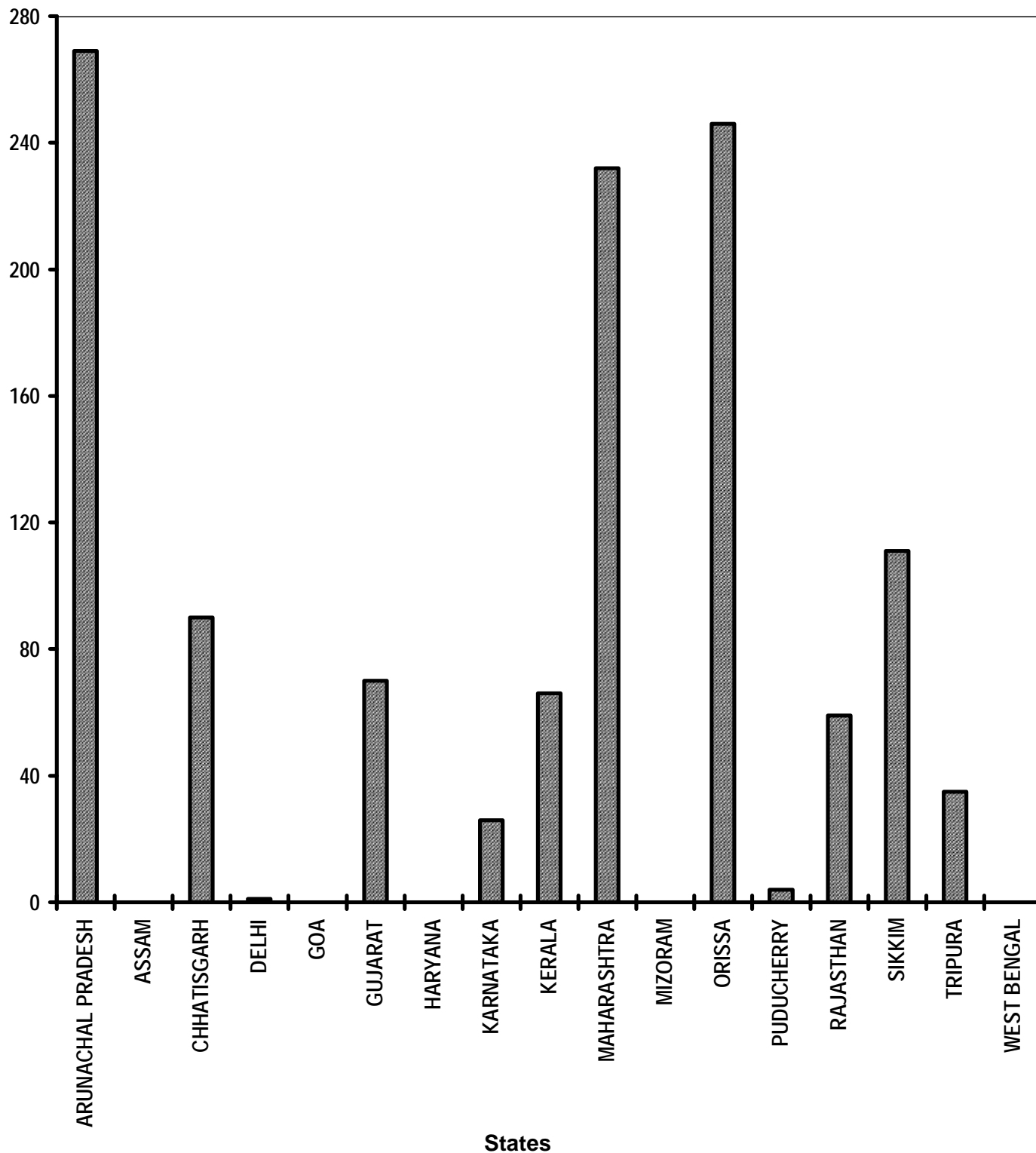


Table - 8

**EWS/LIG Houses in Urban Areas**  
**Houses constructed**  
**(Unit: Number)**

| Sl. No.            | State/UT Name     | Target          |                          | Achievement              | Percent                              |
|--------------------|-------------------|-----------------|--------------------------|--------------------------|--------------------------------------|
|                    |                   | 2008-2009       | April,2008-December,2008 | April,2008-December,2008 | Achievement April,2008-December,2008 |
| (1)                | (2)               | (3)             | (4)                      | (5)                      | (5)/(4)                              |
| 1                  | ARUNACHAL PRADESH | 488             | 360                      | 968                      | 269                                  |
| 2                  | ASSAM             | 293             | 218                      | 0                        | 0                                    |
| 3                  | CHHATISGARH       | 6,393           | 4,788                    | 4,329                    | 90                                   |
| 4                  | DELHI             | 80,000          | 59,994                   | 410                      | 1                                    |
| 5                  | GOA               | 130             | 97                       | 0                        | 0                                    |
| 6                  | GUJARAT           | 500             | 369                      | 260                      | 70                                   |
| 7                  | HARYANA           | 166             | 124                      | 0                        | 0                                    |
| 8                  | KARNATAKA         | 10,000          | 7,497                    | 1,953                    | 26                                   |
| 9                  | KERALA            | 2,200           | 1,647                    | 1,092                    | 66                                   |
| 10                 | MAHARASHTRA       | 14,033          | 10,523                   | 24,401                   | 232                                  |
| 11                 | MIZORAM           | 1,512           | 1,134                    | 0                        | 0                                    |
| 12                 | ORISSA            | 150             | 108                      | 266                      | 246                                  |
| 13                 | PUDUCHERRY        | 233             | 171                      | 7                        | 4                                    |
| 14                 | RAJASTHAN         | 2,288           | 1,710                    | 1,014                    | 59                                   |
| 15                 | SIKKIM            | 30              | 18                       | 20                       | 111                                  |
| 16                 | TRIPURA           | 456             | 342                      | 121                      | 35                                   |
| 17                 | WEST BENGAL       | 632             | 473                      | 0                        | 0                                    |
| <b>Grand Total</b> |                   | <b>1,19,504</b> | <b>89,573</b>            | <b>34,841</b>            | <b>39</b>                            |

**Very Good:(90% or above of targets)**

ARUNACHAL PRADESH, CHHATISGARH, MAHARASHTRA, ORISSA, SIKKIM

**Poor:(Below 80% of targets)**

ASSAM, DELHI, GOA, GUJARAT, HARYANA, KARNATAKA, KERALA, MIZORAM, PUDUCHERRY, RAJASTHAN, TRIPURA, WEST BENGAL

# Rural Areas - Accelerated Rural Water Supply Programme

## Habitations covered (NC and PC)

% Achievement of Target  
During April-December, 2008

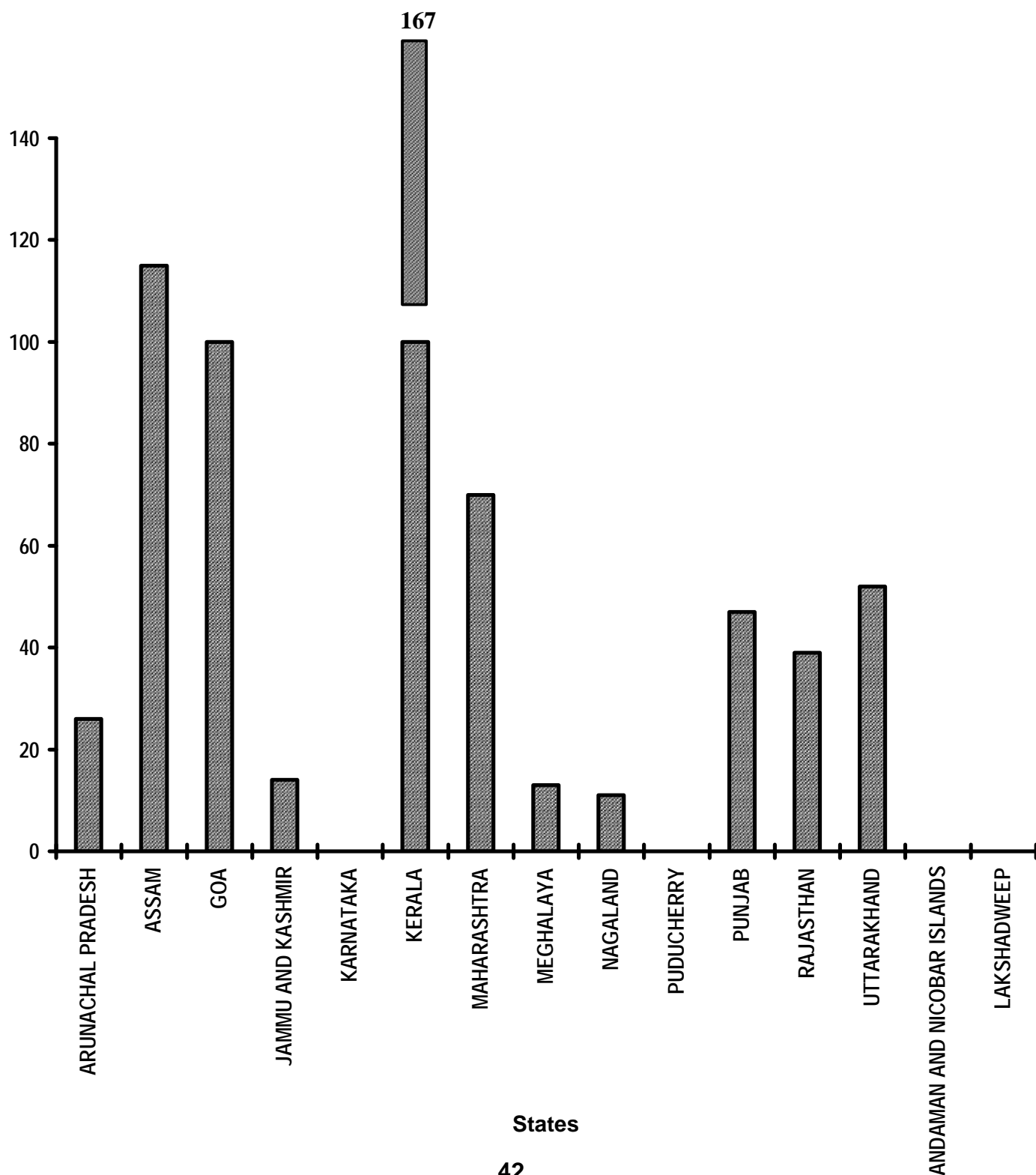


Table - 9(A)

**Rural Areas - Accelerated Rural Water Supply Programme**  
**Habitations covered (NC and PC)**  
**(Unit: Number)**

| Sl. No.            | State/UT Name               | Target    |                              | Achievement                  | Percent                                     |
|--------------------|-----------------------------|-----------|------------------------------|------------------------------|---|
|                    |                             | 2008-2009 | April,2008-<br>December,2008 | April,2008-<br>December,2008 | Achievement<br>April,2008-<br>December,2008 |
| (1)                | (2)                         | (3)       | (4)                          | (5)                          | (5)/(4)                                     |
| 1                  | ARUNACHAL PRADESH           | 65        | 39                           | 10                           | 26  |
| 2                  | ASSAM                       | 273       | 164                          | 188                          | 115   |
| 3                  | GOA                         | 3         | 1                            | 1                            | 100   |
| 4                  | JAMMU AND KASHMIR           | 1,785     | 1,070                        | 151                          | 14  |
| 5                  | KARNATAKA                   | 453       | 272                          | 0                            | 0   |
| 6                  | KERALA                      | 4,112     | 2,467                        | 4,112                        | 167   |
| 7                  | MAHARASHTRA                 | 8,632     | 5,179                        | 3,638                        | 70  |
| 8                  | MEGHALAYA                   | 14        | 8                            | 1                            | 12  |
| 9                  | NAGALAND                    | 61        | 36                           | 4                            | 11  |
| 10                 | PUDUCHERRY                  | 10        | 6                            | 0                            | 0   |
| 11                 | PUNJAB                      | 342       | 205                          | 97                           | 47  |
| 12                 | RAJASTHAN                   | 869       | 522                          | 202                          | 39  |
| 13                 | UTTARAKHAND                 | 126       | 77                           | 40                           | 52  |
| 14                 | ANDAMAN AND NICOBAR ISLANDS | 8         | 4                            | 0                            | 0   |
| 15                 | LAKSHADWEEP                 | 10        | 6                            | 0                            | 0   |
| <b>Grand Total</b> |                             | 16,763    | 10,056                       | 8,444                        | 84  |

**Very Good:(90% or above of targets)**

ASSAM, GOA, KERALA

**Poor:(Below 80% of targets)**

ARUNACHAL PRADESH, JAMMU AND KASHMIR, KARNATAKA, MAHARASHTRA, MEGHALAYA, NAGALAND, PUDUCHERRY, PUNJAB, RAJASTHAN, UTTARAKHAND, ANDAMAN AND NICOBAR ISLANDS, LAKSHADWEEP

# Rural Areas - Accelerated Rural Water Supply Programme

## Slipped back habitations and habitations with water quality problems addressed

% Achievement of Target  
During April-December, 2008

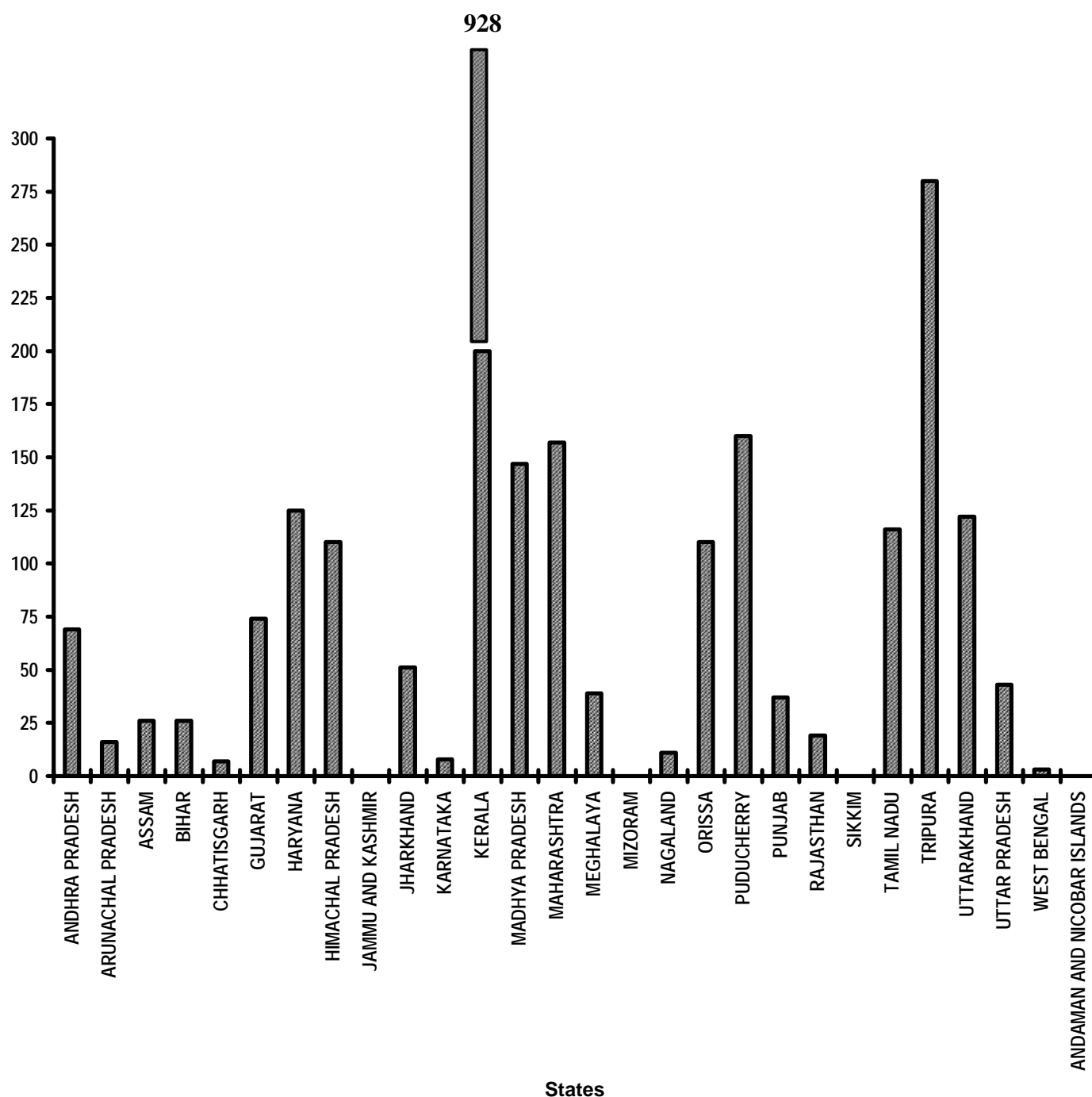




Table - 9(B)

**Rural Areas - Accelerated Rural Water Supply Programme**  
**Slipped back habitations and habitations with water quality problems addressed-ARWSP**  
**(Unit: Number)**

| Sl. No.            | State/UT Name               | Target          |                              | Achievement                  | Percent  |
|--------------------|-----------------------------|-----------------|------------------------------|------------------------------|--|
|                    |                             | 2008-2009       | April,2008-<br>December,2008 | April,2008-<br>December,2008 | Achievement<br>April,2008-<br>December,2008<br>(5)/(4) |
| (1)                | (2)                         | (3)             | (4)                          | (5)                          | (5)/(4)  |
| 1                  | ANDHRA PRADESH              | 15,889          | 9,534                        | 6,617                        | 69   |
| 2                  | ARUNACHAL PRADESH           | 2,325           | 1,395                        | 223                          | 16   |
| 3                  | ASSAM                       | 22,826          | 13,696                       | 3,591                        | 26   |
| 4                  | BIHAR                       | 39,956          | 23,975                       | 6,189                        | 26   |
| 5                  | CHHATISGARH                 | 4,408           | 2,646                        | 184                          | 7  |
| 6                  | GUJARAT                     | 4,232           | 2,539                        | 1,886                        | 74   |
| 7                  | HARYANA                     | 635             | 380                          | 475                          | 125  |
| 8                  | HIMACHAL PRADESH            | 5,184           | 3,110                        | 3,418                        | 110  |
| 9                  | JAMMU AND KASHMIR           | 2,919           | 1,752                        | 0                            | 0  |
| 10                 | JHARKHAND                   | 7,170           | 4,302                        | 2,173                        | 51   |
| 11                 | KARNATAKA                   | 12,497          | 7,498                        | 566                          | 8  |
| 12                 | KERALA                      | 484             | 290                          | 2,692                        | 928  |
| 13                 | MADHYA PRADESH              | 3,718           | 2,231                        | 3,270                        | 147  |
| 14                 | MAHARASHTRA                 | 11,245          | 6,747                        | 10,589                       | 157  |
| 15                 | MEGHALAYA                   | 1,867           | 1,120                        | 434                          | 39   |
| 16                 | MIZORAM                     | 306             | 184                          | 0                            | 0  |
| 17                 | NAGALAND                    | 109             | 66                           | 7                            | 11   |
| 18                 | ORISSA                      | 16,492          | 9,897                        | 10,931                       | 110  |
| 19                 | PUDUCHERRY                  | 8               | 5                            | 8                            | 160  |
| 20                 | PUNJAB                      | 4,591           | 2,754                        | 1,026                        | 37   |
| 21                 | RAJASTHAN                   | 24,785          | 14,873                       | 2,871                        | 19   |
| 22                 | SIKKIM                      | 300             | 180                          | 0                            | 0  |
| 23                 | TAMIL NADU                  | 4,602           | 2,760                        | 3,211                        | 116  |
| 24                 | TRIPURA                     | 138             | 83                           | 232                          | 280  |
| 25                 | UTTARAKHAND                 | 1,324           | 795                          | 969                          | 122  |
| 26                 | UTTAR PRADESH               | 1,639           | 983                          | 421                          | 43   |
| 27                 | WEST BENGAL                 | 11,460          | 6,876                        | 184                          | 3  |
| 28                 | ANDAMAN AND NICOBAR ISLANDS | 26              | 16                           | 0                            | 0  |
| <b>Grand Total</b> |                             | <b>2,01,135</b> | <b>1,20,687</b>              | <b>62,167</b>                | <b>52</b>  |

**Very Good:(90% or above of targets)**

HARYANA, HIMACHAL PRADESH, KERALA, MADHYA PRADESH, MAHARASHTRA, ORISSA, PUDUCHERRY, TAMIL NADU, TRIPURA, UTTARAKHAND

**Poor:(Below 80% of targets)**

ANDHRA PRADESH, ARUNACHAL PRADESH, ASSAM, BIHAR, CHHATISGARH, GUJARAT, JAMMU AND KASHMIR, JHARKHAND, KARNATAKA, MEGHALAYA, MIZORAM, NAGALAND, PUNJAB, RAJASTHAN, SIKKIM, UTTAR PRADESH, WEST BENGAL, ANDAMAN AND NICOBAR ISLANDS

Table - 10

**Sanitation Programme in Rural Areas**  
(Unit: Number)

|                    |                             | Individual<br>Household<br>latrines<br>constructed<br>(Number)<br>April,2008-<br>December,2008 |
|--------------------|-----------------------------|--|
| Sl. No.            | State/UT<br>Name            |  |
| (1)                | (2)                         | (3)  |
| 1                  | ANDHRA PRADESH              | 2,04,879   |
| 2                  | ARUNACHAL PRADESH           | 2,485  |
| 3                  | ASSAM                       | 1,17,686   |
| 4                  | BIHAR                       | 5,37,291   |
| 5                  | CHHATISGARH                 | 1,69,033   |
| 6                  | DELHI                       | 0  |
| 7                  | GOA                         | 18,453   |
| 8                  | GUJARAT                     | 6,68,260   |
| 9                  | HARYANA                     | 2,53,721   |
| 10                 | HIMACHAL PRADESH            | 1,74,743   |
| 11                 | JAMMU AND KASHMIR           | 20,564   |
| 12                 | JHARKHAND                   | 2,08,986   |
| 13                 | KARNATAKA                   | 2,96,007   |
| 14                 | KERALA                      | 59,756   |
| 15                 | MADHYA PRADESH              | 8,25,151   |
| 16                 | MAHARASHTRA                 | 5,89,123   |
| 17                 | MANIPUR                     | 4,422  |
| 18                 | MEGHALAYA                   | 12,625   |
| 19                 | MIZORAM                     | 8,201  |
| 20                 | NAGALAND                    | 3,274  |
| 21                 | ORISSA                      | 2,42,030   |
| 22                 | PUDUCHERRY                  | 48   |
| 23                 | PUNJAB                      | 2,57,603   |
| 24                 | RAJASTHAN                   | 5,40,892   |
| 25                 | SIKKIM                      | 3,712  |
| 26                 | TAMIL NADU                  | 3,29,747   |
| 27                 | TRIPURA                     | 55,027   |
| 28                 | UTTARAKHAND                 | 66,113   |
| 29                 | UTTAR PRADESH               | 14,91,967  |
| 30                 | WEST BENGAL                 | 4,27,169   |
| 31                 | ANDAMAN AND NICOBAR ISLANDS | 0  |
| 32                 | CHANDIGARH                  | 0  |
| 33                 | DADRA AND NAGAR HAVELI      | 0  |
| 34                 | DAMAN AND DIU               | 0  |
| 35                 | LAKSHADWEEP                 | 0  |
| <b>Grand Total</b> |                             | <b>75,88,968</b>   |

Table - 11

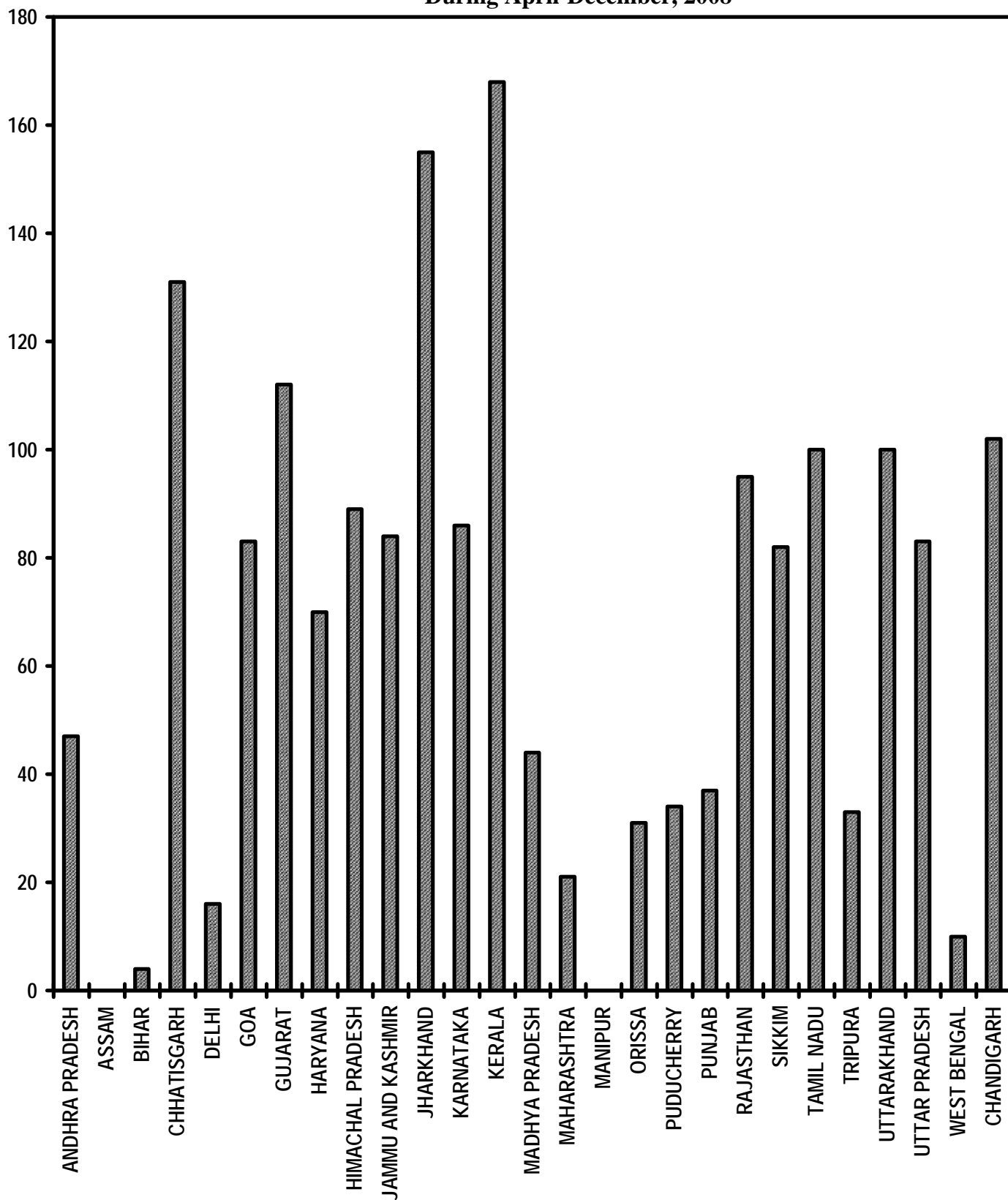
**Institutional Delivery**  
**(Unit: Number)**

|                    |                             | <b>Delivery in<br/>institutions<br/>(Number)<br/>April,2008-<br/>December,2008</b> |
|--------------------|-----------------------------|--|
| <b>Sl. No.</b>     | <b>State/UT<br/>Name</b>    |  |
| <b>(1)</b>         | <b>(2)</b>                  | <b>(3)</b>   |
| 1                  | ANDHRA PRADESH              | 9,61,393   |
| 2                  | ARUNACHAL PRADESH           | 7,114  |
| 3                  | ASSAM                       | 2,26,572   |
| 4                  | BIHAR                       | 2,54,001   |
| 5                  | CHHATISGARH                 | 1,29,029   |
| 6                  | DELHI                       | 1,02,132   |
| 7                  | GOA                         | 16,102   |
| 8                  | GUJARAT                     | 7,48,376   |
| 9                  | HARYANA                     | 10,99,395  |
| 10                 | HIMACHAL PRADESH            | 44,400   |
| 11                 | JAMMU AND KASHMIR           | 1,05,520   |
| 12                 | JHARKHAND                   | 1,50,835   |
| 13                 | KARNATAKA                   | 5,16,814   |
| 14                 | KERALA                      | 3,56,398   |
| 15                 | MADHYA PRADESH              | 9,83,724   |
| 16                 | MAHARASHTRA                 | 9,32,839   |
| 17                 | MANIPUR                     | 5,930  |
| 18                 | MEGHALAYA                   | 15,172   |
| 19                 | MIZORAM                     | 0  |
| 20                 | NAGALAND                    | 11   |
| 21                 | ORISSA                      | 3,80,371   |
| 22                 | PUDUCHERRY                  | 35,124   |
| 23                 | PUNJAB                      | 1,76,515   |
| 24                 | RAJASTHAN                   | 8,00,798   |
| 25                 | SIKKIM                      | 4,954  |
| 26                 | TAMIL NADU                  | 8,14,120   |
| 27                 | TRIPURA                     | 23,373   |
| 28                 | UTTARAKHAND                 | 57,006   |
| 29                 | UTTAR PRADESH               | 12,44,931  |
| 30                 | WEST BENGAL                 | 6,20,243   |
| 31                 | ANDAMAN AND NICOBAR ISLANDS | 3,543  |
| 32                 | CHANDIGARH                  | 14,290   |
| 33                 | DADRA AND NAGAR HAVELI      | 1,978  |
| 34                 | DAMAN AND DIU               | 1,942  |
| 35                 | LAKSHADWEEP                 | 454  |
| <b>Grand Total</b> |                             | <b>1,08,35,399</b>   |

# SC Families Assisted

% Achievement of Target

During April-December, 2008



States

48

Table - 12

**SC Families Assisted  
(Unit: Number)**

| Sl. No.            | State/UT Name     | Target           |                                | Achievement                    | Percent  |
|--------------------|-------------------|------------------|--------------------------------|--------------------------------|--|
|                    |                   | 2008-2009        | April, 2008-<br>December, 2008 | April, 2008-<br>December, 2008 | Achievement<br>April, 2008-<br>December, 2008<br>(5)/(4) |
| (1)                | (2)               | (3)              | (4)                            | (5)                            | (5)/(4)  |
| 1                  | ANDHRA PRADESH    | 4,50,000         | 3,37,500                       | 1,57,268                       | 47   |
| 2                  | ASSAM             | 44,000           | 32,994                         | 0                              | 0  |
| 3                  | BIHAR             | 2,55,000         | 1,91,250                       | 8,023                          | 4  |
| 4                  | CHHATISGARH       | 3,75,000         | 2,81,250                       | 3,67,111                       | 131  |
| 5                  | DELHI             | 5,000            | 3,744                          | 596                            | 16   |
| 6                  | GOA               | 550              | 405                            | 335                            | 83   |
| 7                  | GUJARAT           | 1,40,000         | 1,04,994                       | 1,17,671                       | 112  |
| 8                  | HARYANA           | 88,500           | 66,375                         | 46,758                         | 70   |
| 9                  | HIMACHAL PRADESH  | 58,000           | 43,497                         | 38,837                         | 89   |
| 10                 | JAMMU AND KASHMIR | 1,100            | 819                            | 690                            | 84   |
| 11                 | JHARKHAND         | 5,50,000         | 4,12,497                       | 6,39,643                       | 155  |
| 12                 | KARNATAKA         | 5,00,000         | 3,74,994                       | 3,21,590                       | 86   |
| 13                 | KERALA            | 33,000           | 24,750                         | 41,573                         | 168  |
| 14                 | MADHYA PRADESH    | 2,43,000         | 1,82,250                       | 81,075                         | 44   |
| 15                 | MAHARASHTRA       | 1,54,000         | 1,15,497                       | 24,764                         | 21   |
| 16                 | MANIPUR           | 550              | 405                            | 0                              | 0  |
| 17                 | ORISSA            | 72,600           | 54,450                         | 16,883                         | 31   |
| 18                 | PUDUCHERRY        | 5,000            | 3,744                          | 1,283                          | 34   |
| 19                 | PUNJAB            | 88,000           | 65,997                         | 24,305                         | 37   |
| 20                 | RAJASTHAN         | 4,12,000         | 3,08,997                       | 2,92,592                       | 95   |
| 21                 | SIKKIM            | 2,200            | 1,647                          | 1,346                          | 82   |
| 22                 | TAMIL NADU        | 9,00,000         | 6,75,000                       | 6,75,084                       | 100  |
| 23                 | TRIPURA           | 22,000           | 16,497                         | 5,433                          | 33   |
| 24                 | UTTARAKHAND       | 7,000            | 5,247                          | 5,231                          | 100  |
| 25                 | UTTAR PRADESH     | 2,57,000         | 1,92,744                       | 1,60,302                       | 83   |
| 26                 | WEST BENGAL       | 1,10,000         | 82,494                         | 7,847                          | 10   |
| 27                 | CHANDIGARH        | 700              | 522                            | 530                            | 102  |
| <b>Grand Total</b> |                   | <b>47,74,200</b> | <b>35,80,560</b>               | <b>30,36,770</b>               | <b>85</b>  |

**Very Good:(90% or above of targets)**

CHHATISGARH, GUJARAT, JHARKHAND, KERALA, RAJASTHAN, TAMIL NADU, UTTARAKHAND, CHANDIGARH

**Good:(Between 80% to 90% targets)**

GOA, HIMACHAL PRADESH, JAMMU AND KASHMIR, KARNATAKA, SIKKIM, UTTAR PRADESH

**Poor:(Below 80% of targets)**

ANDHRA PRADESH, ASSAM, BIHAR, DELHI, HARYANA, MADHYA PRADESH, MAHARASHTRA, MANIPUR, ORISSA, PUDUCHERRY, PUNJAB, TRIPURA, WEST BENGAL

\* Since the target for 2008-09 have not been received from the concerned Nodal Ministry, the target for the year 2007-08 has been repeated .

# Universalization of ICDS Scheme

## ICDS Blocks Operational (Cumulative)

% Achievement of Target  
During April-December, 2008

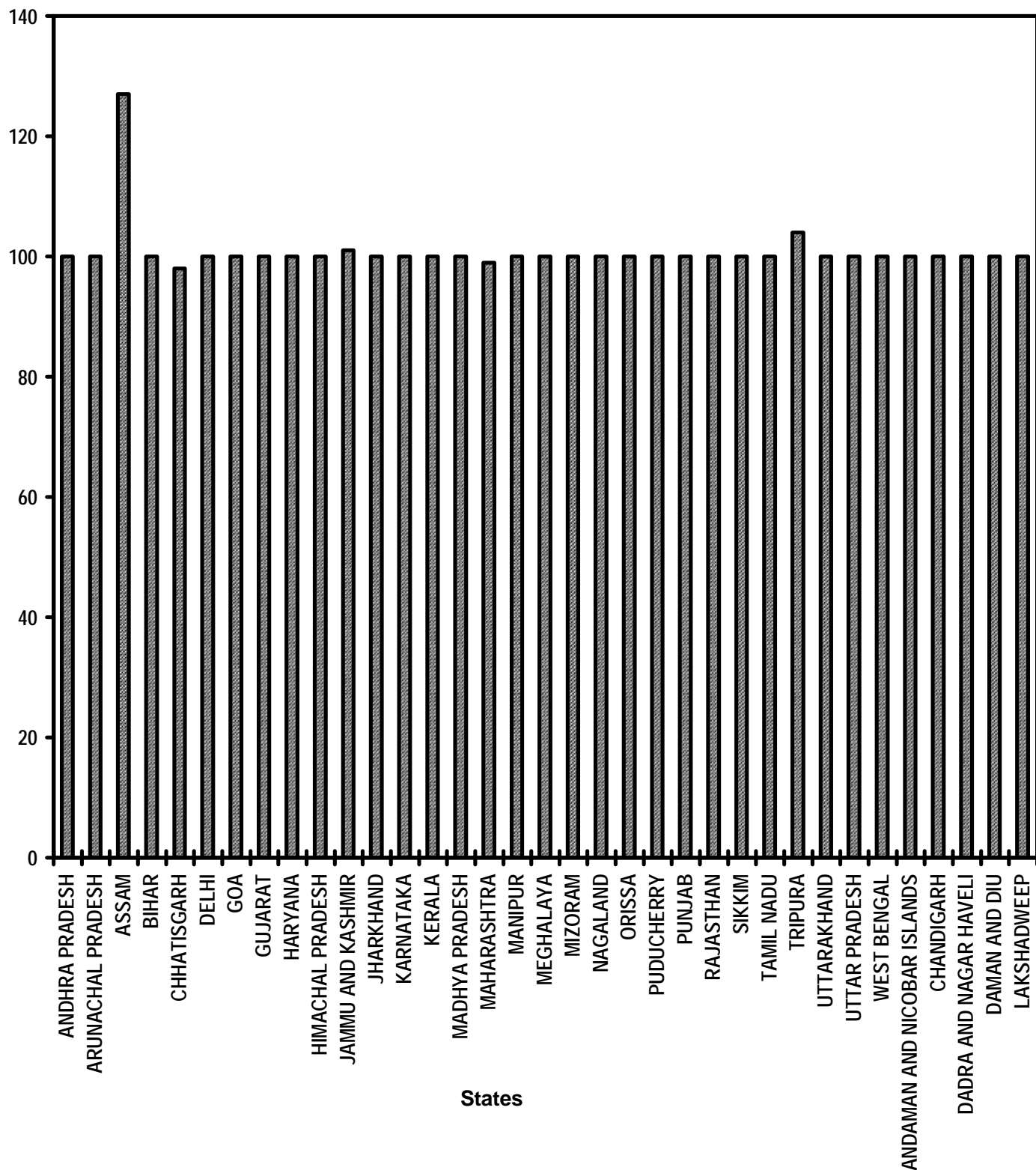


Table - 13

**Universalization of ICDS Scheme**  
**ICDS Blocks Operational (Cumulative)**  
**(Unit: Number)**

| Sl. No.            | State/UT Name               | Target    |                          | Achievement              | Percent                              |
|--------------------|-----------------------------|-----------|--------------------------|--------------------------|--------------------------------------|
|                    |                             | 2008-2009 | April,2008-December,2008 | April,2008-December,2008 | Achievement April,2008-December,2008 |
| (1)                | (2)                         | (3)       | (4)                      | (5)                      | (5)/(4)                              |
| 1                  | ANDHRA PRADESH              | 385       | 385                      | 385                      | 100                                  |
| 2                  | ARUNACHAL PRADESH           | 85        | 85                       | 85                       | 100                                  |
| 3                  | ASSAM                       | 223       | 223                      | 284                      | 127                                  |
| 4                  | BIHAR                       | 545       | 545                      | 544                      | 100                                  |
| 5                  | CHHATISGARH                 | 163       | 163                      | 160                      | 98                                   |
| 6                  | DELHI                       | 50        | 50                       | 50                       | 100                                  |
| 7                  | GOA                         | 11        | 11                       | 11                       | 100                                  |
| 8                  | GUJARAT                     | 260       | 260                      | 260                      | 100                                  |
| 9                  | HARYANA                     | 137       | 137                      | 137                      | 100                                  |
| 10                 | HIMACHAL PRADESH            | 76        | 76                       | 76                       | 100                                  |
| 11                 | JAMMU AND KASHMIR           | 140       | 140                      | 141                      | 101                                  |
| 12                 | JHARKHAND                   | 204       | 204                      | 204                      | 100                                  |
| 13                 | KARNATAKA                   | 185       | 185                      | 185                      | 100                                  |
| 14                 | KERALA                      | 163       | 163                      | 163                      | 100                                  |
| 15                 | MADHYA PRADESH              | 367       | 367                      | 367                      | 100                                  |
| 16                 | MAHARASHTRA                 | 451       | 451                      | 445                      | 99                                   |
| 17                 | MANIPUR                     | 38        | 38                       | 38                       | 100                                  |
| 18                 | MEGHALAYA                   | 41        | 41                       | 41                       | 100                                  |
| 19                 | MIZORAM                     | 23        | 23                       | 23                       | 100                                  |
| 20                 | NAGALAND                    | 56        | 56                       | 56                       | 100                                  |
| 21                 | ORISSA                      | 326       | 326                      | 326                      | 100                                  |
| 22                 | PUDUCHERRY                  | 5         | 5                        | 5                        | 100                                  |
| 23                 | PUNJAB                      | 148       | 148                      | 148                      | 100                                  |
| 24                 | RAJASTHAN                   | 278       | 278                      | 278                      | 100                                  |
| 25                 | SIKKIM                      | 11        | 11                       | 11                       | 100                                  |
| 26                 | TAMIL NADU                  | 434       | 434                      | 434                      | 100                                  |
| 27                 | TRIPURA                     | 54        | 54                       | 56                       | 104                                  |
| 28                 | UTTARAKHAND                 | 99        | 99                       | 99                       | 100                                  |
| 29                 | UTTAR PRADESH               | 897       | 897                      | 899                      | 100                                  |
| 30                 | WEST BENGAL                 | 416       | 416                      | 414                      | 100                                  |
| 31                 | ANDAMAN AND NICOBAR ISLANDS | 5         | 5                        | 5                        | 100                                  |
| 32                 | CHANDIGARH                  | 3         | 3                        | 3                        | 100                                  |
| 33                 | DADRA AND NAGAR HAVELI      | 2         | 2                        | 2                        | 100                                  |
| 34                 | DAMAN AND DIU               | 2         | 2                        | 2                        | 100                                  |
| 35                 | LAKSHADWEEP                 | 1         | 1                        | 1                        | 100                                  |
| <b>Grand Total</b> |                             | 6,284     | 6,284                    | 6,338                    | 101                                  |

**Very Good:(90% or above of targets)**

ANDHRA PRADESH, ARUNACHAL PRADESH, ASSAM, BIHAR, CHHATISGARH, DELHI, GOA, GUJARAT, HARYANA, HIMACHAL PRADESH, JAMMU AND KASHMIR, JHARKHAND, KARNATAKA, KERALA, MADHYA PRADESH, MAHARASHTRA, MANIPUR, MEGHALAYA, MIZORAM, NAGALAND, ORISSA, PUDUCHERRY, PUNJAB, RAJASTHAN, SIKKIM, TAMIL NADU, TRIPURA, UTTARAKHAND, UTTAR PRADESH, WEST BENGAL, ANDAMAN AND NICOBAR ISLANDS, CHANDIGARH, DADRA AND NAGAR HAVELI, DAMAN AND DIU, LAKSHADWEEP

# Functional Anganwadis

(Cumulative)

% Achievement of Target

During April-December, 2008

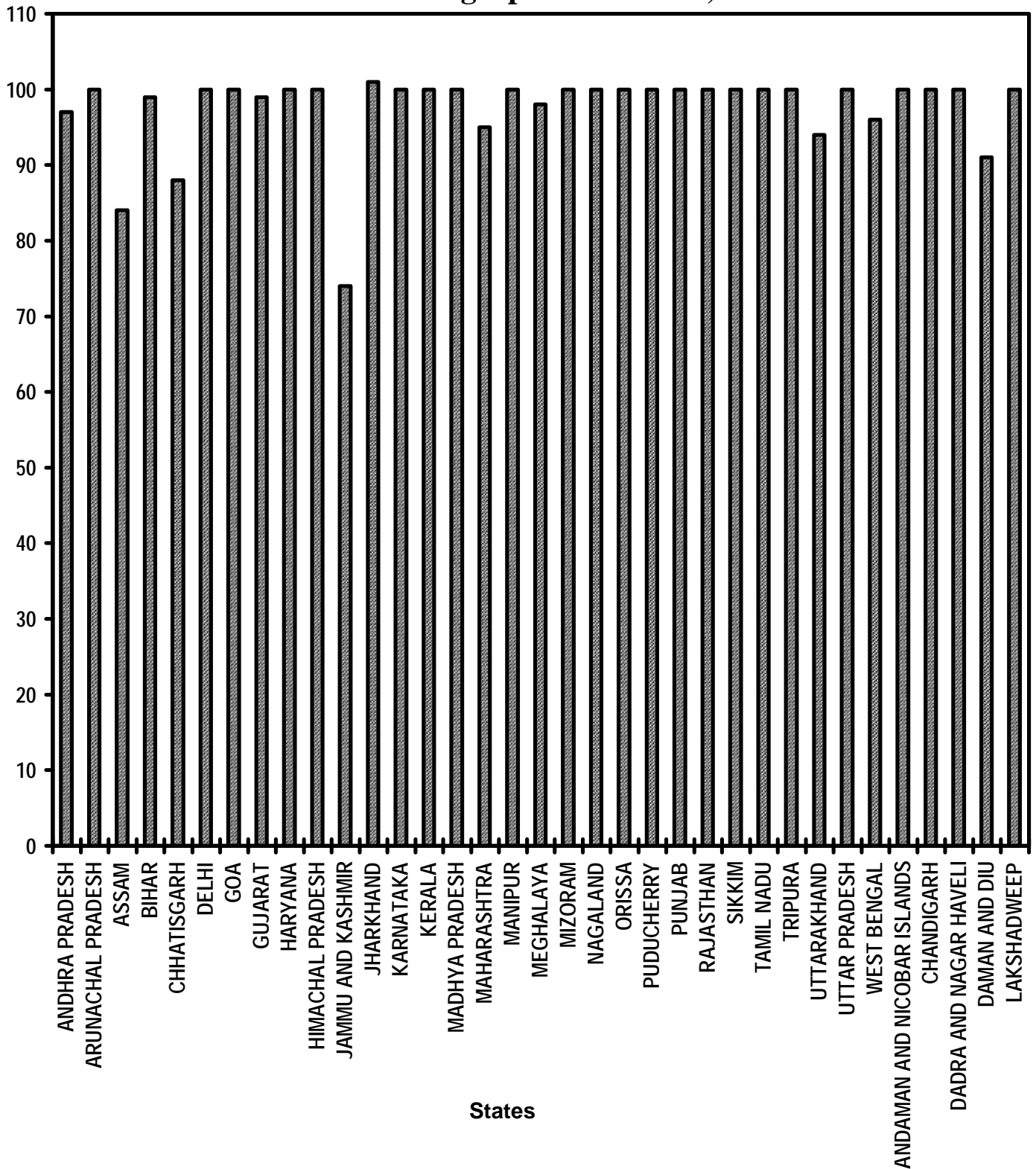




Table - 14

**Functional Anganwadis**  
**Anganwadis Functional (Cumulative)**  
**(Unit: Number)**

| Sl. No.            | State/UT Name               | Target    |                          | Achievement              | Percent                              |
|--------------------|-----------------------------|-----------|--------------------------|--------------------------|--------------------------------------|
|                    |                             | 2008-2009 | April,2008-December,2008 | April,2008-December,2008 | Achievement April,2008-December,2008 |
| (1)                | (2)                         | (3)       | (4)                      | (5)                      | (5)/(4)                              |
| 1                  | ANDHRA PRADESH              | 73,944    | 73,944                   | 72,035                   | 97                                   |
| 2                  | ARUNACHAL PRADESH           | 4,277     | 4,277                    | 4,277                    | 100                                  |
| 3                  | ASSAM                       | 37,082    | 37,082                   | 31,230                   | 84                                   |
| 4                  | BIHAR                       | 81,088    | 81,088                   | 80,211                   | 99                                   |
| 5                  | CHHATISGARH                 | 34,937    | 34,937                   | 30,794                   | 88                                   |
| 6                  | DELHI                       | 6,106     | 6,106                    | 6,106                    | 100                                  |
| 7                  | GOA                         | 1,112     | 1,112                    | 1,112                    | 100                                  |
| 8                  | GUJARAT                     | 44,179    | 44,179                   | 43,720                   | 99                                   |
| 9                  | HARYANA                     | 17,192    | 17,192                   | 17,192                   | 100                                  |
| 10                 | HIMACHAL PRADESH            | 18,248    | 18,248                   | 18,248                   | 100                                  |
| 11                 | JAMMU AND KASHMIR           | 25,483    | 25,483                   | 18,847                   | 74                                   |
| 12                 | JHARKHAND                   | 32,097    | 32,097                   | 32,343                   | 101                                  |
| 13                 | KARNATAKA                   | 54,260    | 54,260                   | 54,249                   | 100                                  |
| 14                 | KERALA                      | 32,115    | 32,115                   | 32,268                   | 100                                  |
| 15                 | MADHYA PRADESH              | 69,238    | 69,238                   | 68,973                   | 100                                  |
| 16                 | MAHARASHTRA                 | 84,867    | 84,867                   | 80,469                   | 95                                   |
| 17                 | MANIPUR                     | 7,621     | 7,621                    | 7,639                    | 100                                  |
| 18                 | MEGHALAYA                   | 3,388     | 3,388                    | 3,328                    | 98                                   |
| 19                 | MIZORAM                     | 1,682     | 1,682                    | 1,682                    | 100                                  |
| 20                 | NAGALAND                    | 3,194     | 3,194                    | 3,194                    | 100                                  |
| 21                 | ORISSA                      | 41,697    | 41,697                   | 41,697                   | 100                                  |
| 22                 | PUDUCHERRY                  | 688       | 688                      | 688                      | 100                                  |
| 23                 | PUNJAB                      | 20,169    | 20,169                   | 20,169                   | 100                                  |
| 24                 | RAJASTHAN                   | 48,372    | 48,372                   | 48,356                   | 100                                  |
| 25                 | SIKKIM                      | 988       | 988                      | 988                      | 100                                  |
| 26                 | TAMIL NADU                  | 47,265    | 47,265                   | 47,265                   | 100                                  |
| 27                 | TRIPURA                     | 7,351     | 7,351                    | 7,355                    | 100                                  |
| 28                 | UTTARAKHAND                 | 9,664     | 9,664                    | 9,114                    | 94                                   |
| 29                 | UTTAR PRADESH               | 1,50,727  | 1,50,727                 | 1,50,856                 | 100                                  |
| 30                 | WEST BENGAL                 | 92,152    | 92,152                   | 88,456                   | 96                                   |
| 31                 | ANDAMAN AND NICOBAR ISLANDS | 672       | 672                      | 672                      | 100                                  |
| 32                 | CHANDIGARH                  | 370       | 370                      | 370                      | 100                                  |
| 33                 | DADRA AND NAGAR HAVELI      | 219       | 219                      | 219                      | 100                                  |
| 34                 | DAMAN AND DIU               | 107       | 107                      | 97                       | 91                                   |
| 35                 | LAKSHADWEEP                 | 87        | 87                       | 87                       | 100                                  |
| <b>Grand Total</b> |                             | 10,52,638 | 10,52,638                | 10,24,306                | 97                                   |

**Very Good:(90% or above of targets)**

ANDHRA PRADESH, ARUNACHAL PRADESH, BIHAR, DELHI, GOA, GUJARAT, HARYANA, HIMACHAL PRADESH, JHARKHAND, KARNATAKA, KERALA, MADHYA PRADESH, MAHARASHTRA, MANIPUR, MEGHALAYA, MIZORAM, NAGALAND, ORISSA, PUDUCHERRY, PUNJAB, RAJASTHAN, SIKKIM, TAMIL NADU, TRIPURA, UTTARAKHAND, UTTAR PRADESH, WEST BENGAL, ANDAMAN AND NICOBAR ISLANDS, CHANDIGARH, DADRA AND NAGAR HAVELI, DAMAN AND DIU, LAKSHADWEEP

**Good:(Between 80% to 90% targets)**

ASSAM, CHHATISGARH

**Poor:(Below 80% of targets)**

JAMMU AND KASHMIR

Table - 15

**No. of Urban poor families assisted under Seven Point Charter**  
**Poor Families Assisted**  
**(Unit: Number)**

| Sl. No. State/UT<br>Name |             | Target    |                              | Achievement                  | Percent                                     |
|--------------------------|-------------|-----------|------------------------------|------------------------------|---|
|                          |             | 2008-2009 | April,2008-<br>December,2008 | April,2008-<br>December,2008 | Achievement<br>April,2008-<br>December,2008 |
| (1)                      | (2)         | (3)       | (4)                          | (5)                          | (5)/(4)                                     |
| 1                        | ASSAM       | 250       | 180                          | 0                            | 0   |
| 2                        | CHHATISGARH | 5,000     | 3,744                        | 9,000                        | 240   |
| 3                        | GUJARAT     | 4,000     | 2,997                        | 2,500                        | 83  |
| 4                        | KARNATAKA   | 3,140     | 2,349                        | 582                          | 25  |
| 5                        | MAHARASHTRA | 50,037    | 37,527                       | 0                            | 0   |
| 6                        | MEGHALAYA   | 875       | 657                          | 277                          | 42  |
| 7                        | SIKKIM      | 1,200     | 900                          | 660                          | 73  |
| 8                        | TAMIL NADU  | 20,000    | 14,994                       | 6,500                        | 43  |
| <i>Grand Total</i>       |             | 84,502    | 63,348                       | 19,519                       | 31  |

Very Good:(90% or above of targets)

CHHATISGARH

Good:(Between 80% to 90% targets)

GUJARAT

Poor:(Below 80% of targets)

ASSAM, KARNATAKA, MAHARASHTRA, MEGHALAYA, SIKKIM, TAMIL NADU

# Afforestation (Public and Forest Lands)

## Area Covered under Plantation

% Achievement of Target

During April-December, 2008

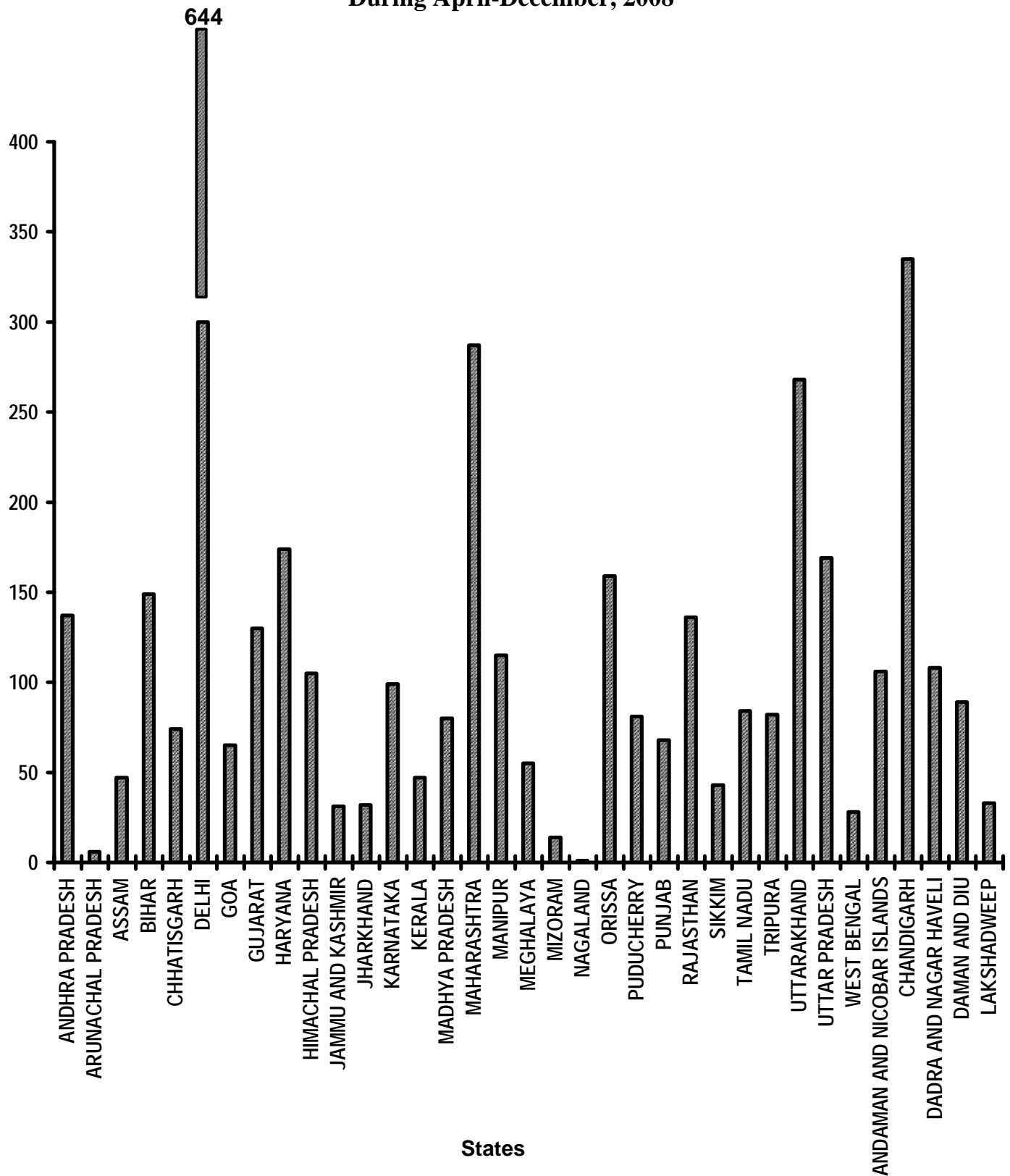


Table - 16(A)

**Afforestation ( Public and Forest Lands)  
Area Covered under Plantation  
(Unit: Hectares)**

| Sl. No.            | State/UT Name               | Target           |                          | Achievement              | Percent                  |
|--------------------|-----------------------------|------------------|--------------------------|--------------------------|--------------------------|
|                    |                             | 2008-2009        | April,2008-December,2008 | April,2008-December,2008 | April,2008-December,2008 |
| (1)                | (2)                         | (3)              | (4)                      | (5)                      | (5)/(4)                  |
| 1                  | ANDHRA PRADESH              | 3,00,000         | 2,25,000                 | 3,08,479                 | 137                      |
| 2                  | ARUNACHAL PRADESH           | 10,000           | 7,497                    | 433                      | 6                        |
| 3                  | ASSAM                       | 18,000           | 13,500                   | 6,412                    | 47                       |
| 4                  | BIHAR                       | 20,000           | 14,994                   | 22,406                   | 149                      |
| 5                  | CHHATISGARH                 | 1,20,000         | 90,000                   | 66,762                   | 74                       |
| 6                  | DELHI                       | 20               | 9                        | 58                       | 644                      |
| 7                  | GOA                         | 1,000            | 747                      | 483                      | 65                       |
| 8                  | GUJARAT                     | 1,10,000         | 82,494                   | 1,06,860                 | 130                      |
| 9                  | HARYANA                     | 18,000           | 13,500                   | 23,554                   | 174                      |
| 10                 | HIMACHAL PRADESH            | 20,000           | 14,994                   | 15,777                   | 105                      |
| 11                 | JAMMU AND KASHMIR           | 25,000           | 18,747                   | 5,720                    | 31                       |
| 12                 | JHARKHAND                   | 1,00,000         | 74,997                   | 24,324                   | 32                       |
| 13                 | KARNATAKA                   | 1,00,000         | 74,997                   | 74,454                   | 99                       |
| 14                 | KERALA                      | 15,000           | 11,250                   | 5,319                    | 47                       |
| 15                 | MADHYA PRADESH              | 2,55,000         | 1,91,250                 | 1,53,755                 | 80                       |
| 16                 | MAHARASHTRA                 | 1,10,000         | 82,494                   | 2,36,620                 | 287                      |
| 17                 | MANIPUR                     | 10,000           | 7,497                    | 8,648                    | 115                      |
| 18                 | MEGHALAYA                   | 6,200            | 4,644                    | 2,552                    | 55                       |
| 19                 | MIZORAM                     | 10,000           | 7,497                    | 1,050                    | 14                       |
| 20                 | NAGALAND                    | 26,500           | 19,872                   | 173                      | 1                        |
| 21                 | ORISSA                      | 80,000           | 59,994                   | 95,586                   | 159                      |
| 22                 | PUDUCHERRY                  | 50               | 36                       | 29                       | 81                       |
| 23                 | PUNJAB                      | 15,000           | 11,250                   | 7,681                    | 68                       |
| 24                 | RAJASTHAN                   | 40,000           | 29,997                   | 40,864                   | 136                      |
| 25                 | SIKKIM                      | 12,000           | 9,000                    | 3,862                    | 43                       |
| 26                 | TAMIL NADU                  | 1,45,000         | 1,08,747                 | 91,289                   | 84                       |
| 27                 | TRIPURA                     | 16,000           | 11,997                   | 9,863                    | 82                       |
| 28                 | UTTARAKHAND                 | 60,000           | 45,000                   | 1,20,396                 | 268                      |
| 29                 | UTTAR PRADESH               | 55,000           | 41,247                   | 69,537                   | 169                      |
| 30                 | WEST BENGAL                 | 72,000           | 54,000                   | 15,024                   | 28                       |
| 31                 | ANDAMAN AND NICOBAR ISLANDS | 1,200            | 900                      | 954                      | 106                      |
| 32                 | CHANDIGARH                  | 150              | 108                      | 362                      | 335                      |
| 33                 | DADRA AND NAGAR HAVELI      | 250              | 180                      | 194                      | 108                      |
| 34                 | DAMAN AND DIU               | 30               | 18                       | 16                       | 89                       |
| 35                 | LAKSHADWEEP                 | 20               | 9                        | 3                        | 33                       |
| <b>Grand Total</b> |                             | <b>17,71,420</b> | <b>13,28,463</b>         | <b>15,19,499</b>         | <b>114</b>               |

**Very Good:(90% or above of targets)**

ANDHRA PRADESH, BIHAR, DELHI, GUJARAT, HARYANA, HIMACHAL PRADESH, KARNATAKA, MAHARASHTRA, MANIPUR, ORISSA, RAJASTHAN, UTTARAKHAND, UTTAR PRADESH, ANDAMAN AND NICOBAR ISLANDS, CHANDIGARH, DADRA AND NAGAR HAVELI

**Good:(Between 80% to 90% targets)**

MADHYA PRADESH, PUDUCHERRY, TAMIL NADU, TRIPURA, DAMAN AND DIU

**Poor:(Below 80% of targets)**

ARUNACHAL PRADESH, ASSAM, CHHATISGARH, GOA, JAMMU AND KASHMIR, JHARKHAND, KERALA, MEGHALAYA, MIZORAM, NAGALAND, PUNJAB, SIKKIM, WEST BENGAL, LAKSHADWEEP

# Afforestation (Public and Forest Lands)

**Seedlings planted**  
**% Achievement of Target**  
**During April-December, 2008**

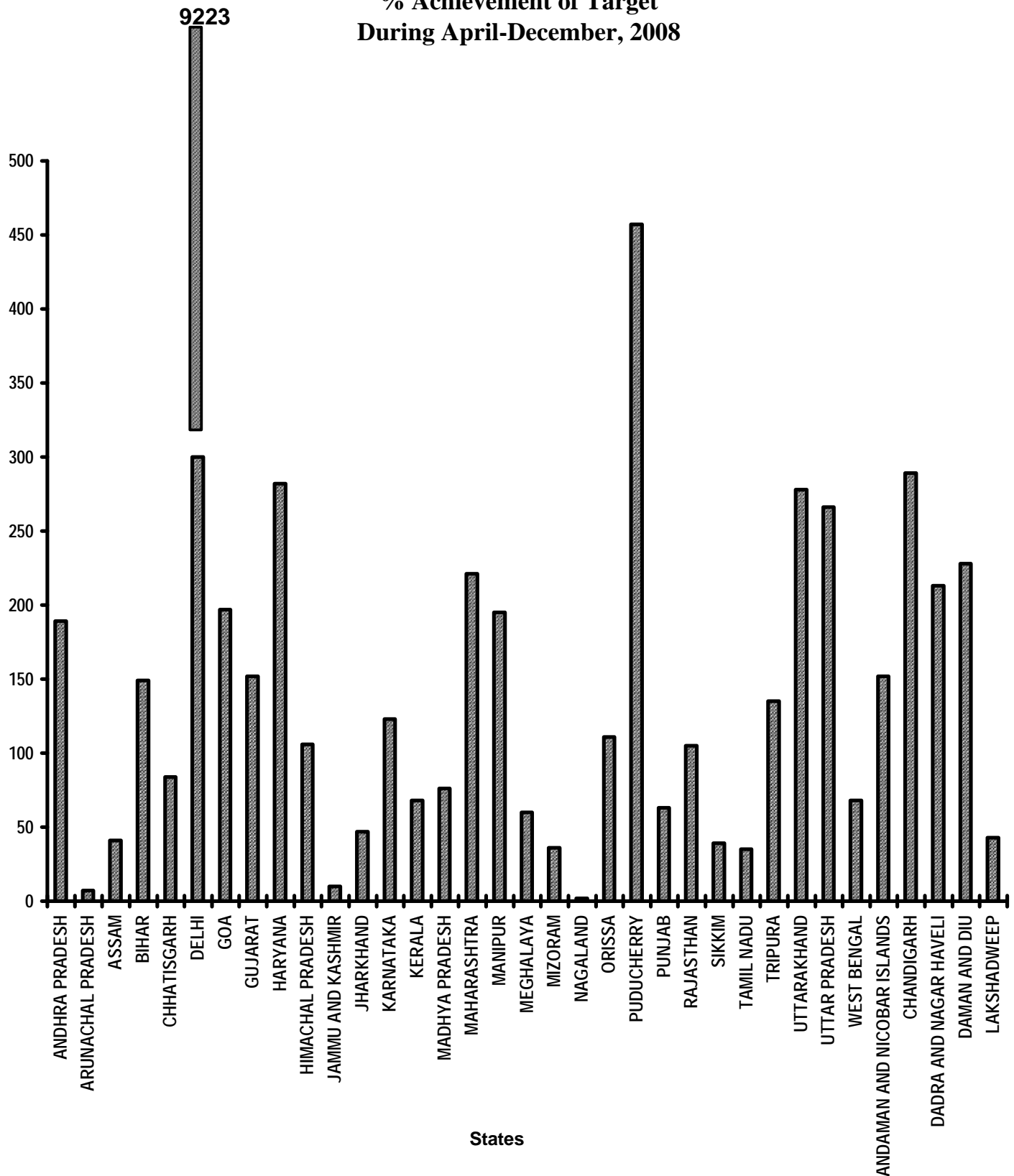


Table - 16(B)

**Afforestation ( Public and Forest Lands)  
Seedlings planted  
(Unit: Number)**

| Sl. No.            | State/UT Name               | Target                |                              | Achievement                  | Percent                                     |
|--------------------|-----------------------------|-----------------------|------------------------------|------------------------------|---|
|                    |                             | 2008-2009             | April,2008-<br>December,2008 | April,2008-<br>December,2008 | Achievement<br>April,2008-<br>December,2008 |
| (1)                | (2)                         | (3)                   | (4)                          | (5)                          | (5)/(4)                                     |
| 1                  | ANDHRA PRADESH              | 19,50,00,000          | 14,62,50,000                 | 27,60,00,000                 | 189   |
| 2                  | ARUNACHAL PRADESH           | 65,00,000             | 48,74,994                    | 3,17,847                     | 7   |
| 3                  | ASSAM                       | 1,17,00,000           | 87,75,000                    | 36,00,000                    | 41  |
| 4                  | BIHAR                       | 1,30,00,000           | 97,49,997                    | 1,45,64,000                  | 149   |
| 5                  | CHHATISGARH                 | 7,80,00,000           | 5,85,00,000                  | 4,91,75,000                  | 84  |
| 6                  | DELHI                       | 13,000                | 9,747                        | 8,99,000                     | 9,223                                       |
| 7                  | GOA                         | 6,50,000              | 4,87,494                     | 9,60,000                     | 197   |
| 8                  | GUJARAT                     | 7,15,00,000           | 5,36,24,997                  | 8,15,91,000                  | 152   |
| 9                  | HARYANA                     | 1,17,00,000           | 87,75,000                    | 2,47,70,000                  | 282   |
| 10                 | HIMACHAL PRADESH            | 1,30,00,000           | 97,49,997                    | 1,03,00,000                  | 106   |
| 11                 | JAMMU AND KASHMIR           | 1,62,50,000           | 1,21,87,494                  | 12,03,000                    | 10  |
| 12                 | JHARKHAND                   | 6,50,00,000           | 4,87,49,994                  | 2,30,60,293                  | 47  |
| 13                 | KARNATAKA                   | 6,50,00,000           | 4,87,49,994                  | 6,01,44,000                  | 123   |
| 14                 | KERALA                      | 97,50,000             | 73,12,500                    | 50,08,492                    | 68  |
| 15                 | MADHYA PRADESH              | 16,57,50,000          | 12,43,12,500                 | 9,50,00,000                  | 76  |
| 16                 | MAHARASHTRA                 | 7,15,00,000           | 5,36,24,997                  | 11,87,59,000                 | 221   |
| 17                 | MANIPUR                     | 65,00,000             | 48,74,994                    | 95,05,500                    | 195   |
| 18                 | MEGHALAYA                   | 40,30,000             | 30,22,497                    | 18,21,272                    | 60  |
| 19                 | MIZORAM                     | 65,00,000             | 48,74,994                    | 17,63,000                    | 36  |
| 20                 | NAGALAND                    | 1,72,25,000           | 1,29,18,744                  | 2,00,000                     | 2   |
| 21                 | ORISSA                      | 5,20,00,000           | 3,89,99,997                  | 4,33,21,700                  | 111   |
| 22                 | PUDUCHERRY                  | 33,000                | 24,750                       | 1,12,985                     | 457   |
| 23                 | PUNJAB                      | 97,50,000             | 73,12,500                    | 46,25,000                    | 63  |
| 24                 | RAJASTHAN                   | 2,60,00,000           | 1,94,99,994                  | 2,05,02,000                  | 105   |
| 25                 | SIKKIM                      | 78,00,000             | 58,50,000                    | 23,04,547                    | 39  |
| 26                 | TAMIL NADU                  | 9,42,50,000           | 7,06,87,494                  | 2,49,32,100                  | 35  |
| 27                 | TRIPURA                     | 1,04,00,000           | 77,99,994                    | 1,05,43,000                  | 135   |
| 28                 | UTTARAKHAND                 | 3,90,00,000           | 2,92,50,000                  | 8,14,45,000                  | 278   |
| 29                 | UTTAR PRADESH               | 3,57,50,000           | 2,68,12,494                  | 7,14,26,286                  | 266   |
| 30                 | WEST BENGAL                 | 4,68,00,000           | 3,51,00,000                  | 2,40,38,000                  | 68  |
| 31                 | ANDAMAN AND NICOBAR ISLANDS | 7,80,000              | 5,85,000                     | 8,87,487                     | 152   |
| 32                 | CHANDIGARH                  | 98,000                | 73,494                       | 2,12,259                     | 289   |
| 33                 | DADRA AND NAGAR HAVELI      | 1,63,000              | 1,22,247                     | 2,60,000                     | 213   |
| 34                 | DAMAN AND DIU               | 20,000                | 14,994                       | 34,167                       | 228   |
| 35                 | LAKSHADWEEP                 | 13,000                | 9,747                        | 4,170                        | 43  |
| <b>Grand Total</b> |                             | <b>1,15,14,25,000</b> | <b>86,35,68,639</b>          | <b>1,06,32,90,105</b>        | <b>123</b>                                  |

**Very Good:(90% or above of targets)**

ANDHRA PRADESH, BIHAR, DELHI, GOA, GUJARAT, HARYANA, HIMACHAL PRADESH, KARNATAKA, MAHARASHTRA, MANIPUR, ORISSA, PUDUCHERRY, RAJASTHAN, TRIPURA, UTTARAKHAND, UTTAR PRADESH, ANDAMAN AND NICOBAR ISLANDS, CHANDIGARH, DADRA AND NAGAR HAVELI, DAMAN AND DIU

**Good:(Between 80% to 90% targets)**

CHHATISGARH

**Poor:(Below 80% of targets)**

ARUNACHAL PRADESH, ASSAM, JAMMU AND KASHMIR, JHARKHAND, KERALA, MADHYA PRADESH, MEGHALAYA, MIZORAM, NAGALAND, PUNJAB, SIKKIM, TAMIL NADU, WEST BENGAL, LAKSHADWEEP

# Rural Roads - PMGSY

## Length of Road Constructed

% Achievement of Target

During April-December, 2008

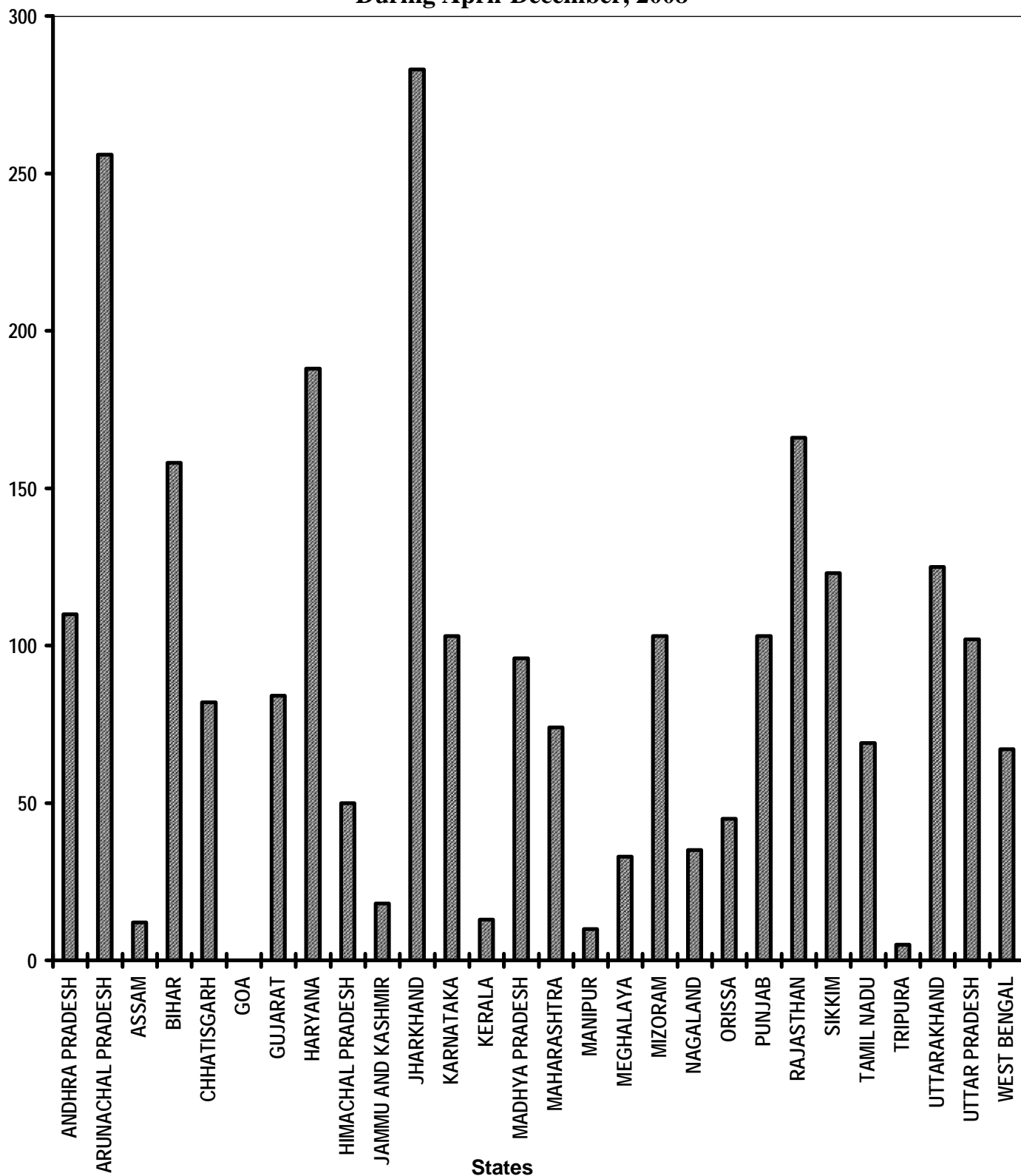


Table - 17

**Rural Roads - PMGSY**  
**Length of Road Constructed**  
**(Unit: Kilometer)**

| Sl. No.            | State/UT Name     | Target        |                              | Achievement                  | Percent                                     |
|--------------------|-------------------|---------------|------------------------------|------------------------------|---|
|                    |                   | 2008-2009     | April,2008-<br>December,2008 | April,2008-<br>December,2008 | Achievement<br>April,2008-<br>December,2008 |
| (1)                | (2)               | (3)           | (4)                          | (5)                          | (5)/(4)                                     |
| 1                  | ANDHRA PRADESH    | 2,500         | 1,250                        | 1,377                        | 110   |
| 2                  | ARUNACHAL PRADESH | 290           | 145                          | 371                          | 256   |
| 3                  | ASSAM             | 2,730         | 1,365                        | 161                          | 12  |
| 4                  | BIHAR             | 5,857         | 2,928                        | 4,617                        | 158   |
| 5                  | CHHATISGARH       | 4,250         | 2,125                        | 1,741                        | 82  |
| 6                  | GOA               | 5             | 2                            | 0                            | 0   |
| 7                  | GUJARAT           | 1,000         | 500                          | 421                          | 84  |
| 8                  | HARYANA           | 750           | 375                          | 706                          | 188   |
| 9                  | HIMACHAL PRADESH  | 1,660         | 830                          | 417                          | 50  |
| 10                 | JAMMU AND KASHMIR | 1,550         | 775                          | 138                          | 18  |
| 11                 | JHARKHAND         | 1,200         | 600                          | 1,696                        | 283   |
| 12                 | KARNATAKA         | 1,820         | 910                          | 940                          | 103   |
| 13                 | KERALA            | 480           | 240                          | 31                           | 13  |
| 14                 | MADHYA PRADESH    | 7,000         | 3,500                        | 3,347                        | 96  |
| 15                 | MAHARASHTRA       | 4,000         | 2,000                        | 1,480                        | 74  |
| 16                 | MANIPUR           | 900           | 450                          | 45                           | 10  |
| 17                 | MEGHALAYA         | 150           | 75                           | 25                           | 33  |
| 18                 | MIZORAM           | 280           | 140                          | 144                          | 103   |
| 19                 | NAGALAND          | 430           | 215                          | 75 *                         | 35  |
| 20                 | ORISSA            | 6,000         | 3,000                        | 1,338                        | 45  |
| 21                 | PUNJAB            | 1,000         | 500                          | 516                          | 103   |
| 22                 | RAJASTHAN         | 8,200         | 4,100                        | 6,814                        | 166   |
| 23                 | SIKKIM            | 280           | 140                          | 172                          | 123   |
| 24                 | TAMIL NADU        | 938           | 470                          | 322                          | 69  |
| 25                 | TRIPURA           | 750           | 375                          | 20                           | 5   |
| 26                 | UTTARAKHAND       | 750           | 375                          | 469                          | 125   |
| 27                 | UTTAR PRADESH     | 7,610         | 3,805                        | 3,874                        | 102   |
| 28                 | WEST BENGAL       | 2,060         | 1,030                        | 688                          | 67  |
| <b>Grand Total</b> |                   | <b>64,440</b> | <b>32,220</b>                | <b>31,945</b>                | <b>99</b>                                   |

**Very Good:(90% or above of targets)**

ANDHRA PRADESH, ARUNACHAL PRADESH, BIHAR, HARYANA, JHARKHAND, KARNATAKA, MADHYA PRADESH, MIZORAM, PUNJAB, RAJASTHAN, SIKKIM, UTTARAKHAND, UTTAR PRADESH

**Good:(Between 80% to 90% targets)**

CHHATISGARH, GUJARAT

**Poor:(Below 80% of targets)**

ASSAM, GOA, HIMACHAL PRADESH, JAMMU AND KASHMIR, KERALA, MAHARASHTRA, MANIPUR, MEGHALAYA, NAGALAND, ORISSA, TAMIL NADU, TRIPURA, WEST BENGAL

\* Figures furnished by Ministry of Rural Development



# Rajiv Gandhi Grameen Vidyutikaran Yojana

Villages electrified  
% Achievement of Target  
During April-December, 2008

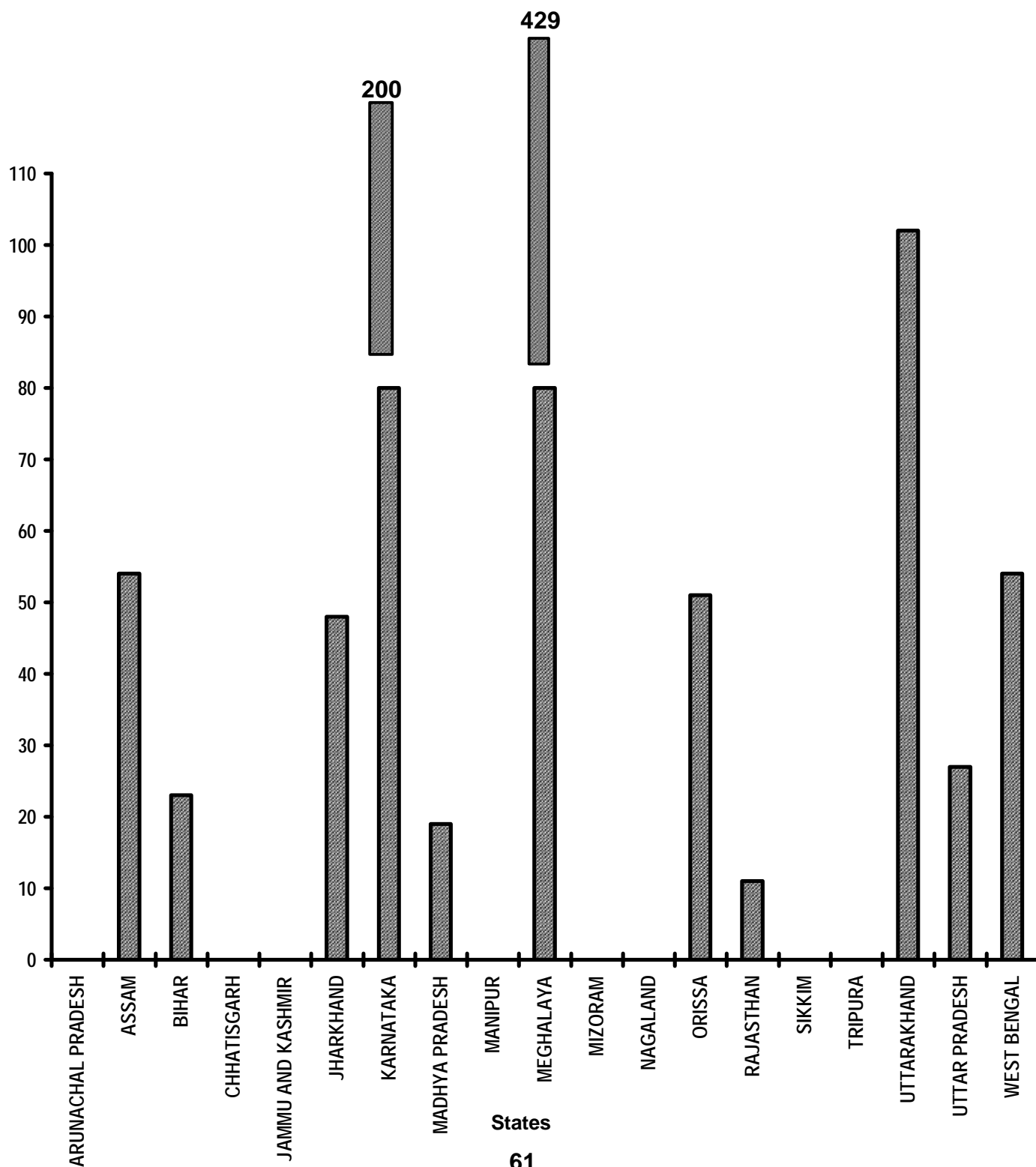


Table - 18

**Rajiv Gandhi Grameen Vidyutikaran Yojana**  
**Villages electrified**  
**(Unit: Number)**

| Sl. No.            | State/UT Name     | Target        |                              | Achievement<br>April,2008-<br>December,2008 | Percent<br>Achievement<br>April,2008-<br>December,2008 |
|--------------------|-------------------|---------------|------------------------------|---|--|
|                    |                   | 2008-2009     | April,2008-<br>December,2008 |   |  |
| (1)                | (2)               | (3)           | (4)                          | (5)   | (5)/(4)  |
| 1                  | ARUNACHAL PRADESH | 20            | 14                           | 0   | 0  |
| 2                  | ASSAM             | 780           | 585                          | 317   | 54   |
| 3                  | BIHAR             | 5,199         | 3,897                        | 894   | 23   |
| 4                  | CHHATISGARH       | 100           | 72                           | 0   | 0  |
| 5                  | JAMMU AND KASHMIR | 60            | 45                           | 0   | 0  |
| 6                  | JHARKHAND         | 7,631         | 5,715                        | 2,740                                       | 48   |
| 7                  | KARNATAKA         | 34            | 25                           | 50  | 200  |
| 8                  | MADHYA PRADESH    | 100           | 72                           | 14  | 19   |
| 9                  | MANIPUR           | 20            | 14                           | 0   | 0  |
| 10                 | MEGHALAYA         | 20            | 14                           | 60  | 429  |
| 11                 | MIZORAM           | 20            | 14                           | 0   | 0  |
| 12                 | NAGALAND          | 5             | 2                            | 0   | 0  |
| 13                 | ORISSA            | 2,160         | 1,620                        | 832   | 51   |
| 14                 | RAJASTHAN         | 280           | 207                          | 23  | 11   |
| 15                 | SIKKIM            | 10            | 7                            | 0   | 0  |
| 16                 | TRIPURA           | 20            | 14                           | 0   | 0  |
| 17                 | UTTARAKHAND       | 198           | 144                          | 147   | 102  |
| 18                 | UTTAR PRADESH     | 1,600         | 1,197                        | 320   | 27   |
| 19                 | WEST BENGAL       | 743           | 557                          | 303   | 54   |
| <b>Grand Total</b> |                   | <b>19,000</b> | <b>14,215</b>                | <b>5,700</b>                                | <b>40</b>  |

**Very Good:(90% or above of targets)**

KARNATAKA, MEGHALAYA, UTTARAKHAND

**Poor:(Below 80% of targets)**

ARUNACHAL PRADESH, ASSAM, BIHAR, CHHATISGARH, JAMMU AND KASHMIR, JHARKHAND, MADHYA PRADESH, MANIPUR, MIZORAM, NAGALAND, ORISSA, RAJASTHAN, SIKKIM, TRIPURA, UTTAR PRADESH, WEST BENGAL

# Energising pump sets

## Pumps sets energized

% Achievement of Target  
During April-December, 2008

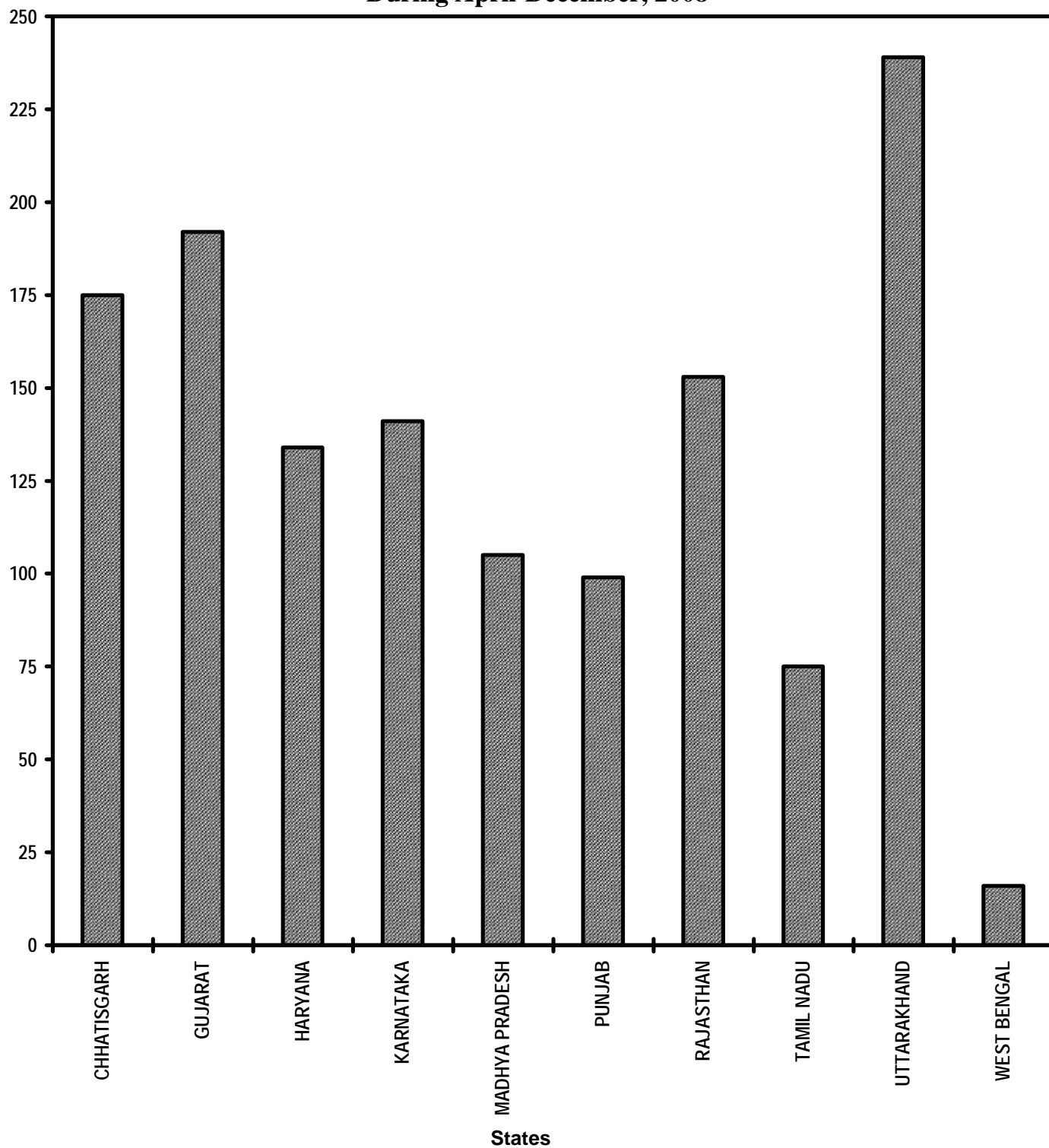


Table - 19

**Energising pump sets  
Pumps sets energized  
(Unit: Number)**

| Sl. State/UT<br>No. Name |                | Target    |                              | Achievement                  | Percent                                     |
|--------------------------|----------------|-----------|------------------------------|------------------------------|---|
|                          |                | 2008-2009 | April,2008-<br>December,2008 | April,2008-<br>December,2008 | Achievement<br>April,2008-<br>December,2008 |
| (1)                      | (2)            | (3)       | (4)                          | (5)                          | (5)/(4)                                     |
| 1                        | CHHATISGARH    | 10,000    | 7,497                        | 13,101                       | 175   |
| 2                        | GUJARAT        | 14,450    | 10,836                       | 20,777                       | 192   |
| 3                        | HARYANA        | 15,000    | 11,250                       | 15,035                       | 134   |
| 4                        | KARNATAKA      | 17,000    | 12,744                       | 18,002                       | 141   |
| 5                        | MADHYA PRADESH | 7,798     | 5,848                        | 6,160                        | 105   |
| 6                        | PUNJAB         | 60,000    | 45,000                       | 44,494                       | 99  |
| 7                        | RAJASTHAN      | 45,000    | 33,750                       | 51,607                       | 153   |
| 8                        | TAMIL NADU     | 40,000    | 29,997                       | 22,524                       | 75  |
| 9                        | UTTARAKHAND    | 350       | 261                          | 623                          | 239   |
| 10                       | WEST BENGAL    | 2,037     | 1,527                        | 244                          | 16  |
| <b>Grand Total</b>       |                | 2,11,635  | 1,58,710                     | 1,92,567                     | 121   |

**Very Good:(90% or above of targets)**

**CHHATISGARH, GUJARAT, HARYANA, KARNATAKA, MADHYA PRADESH, PUNJAB, RAJASTHAN,  
UTTARAKHAND**

**Poor:(Below 80% of targets)**

**TAMIL NADU, WEST BENGAL**

# Supply of Electricity

## Electricity supplied

% Achievement of Target  
During April-December, 2008

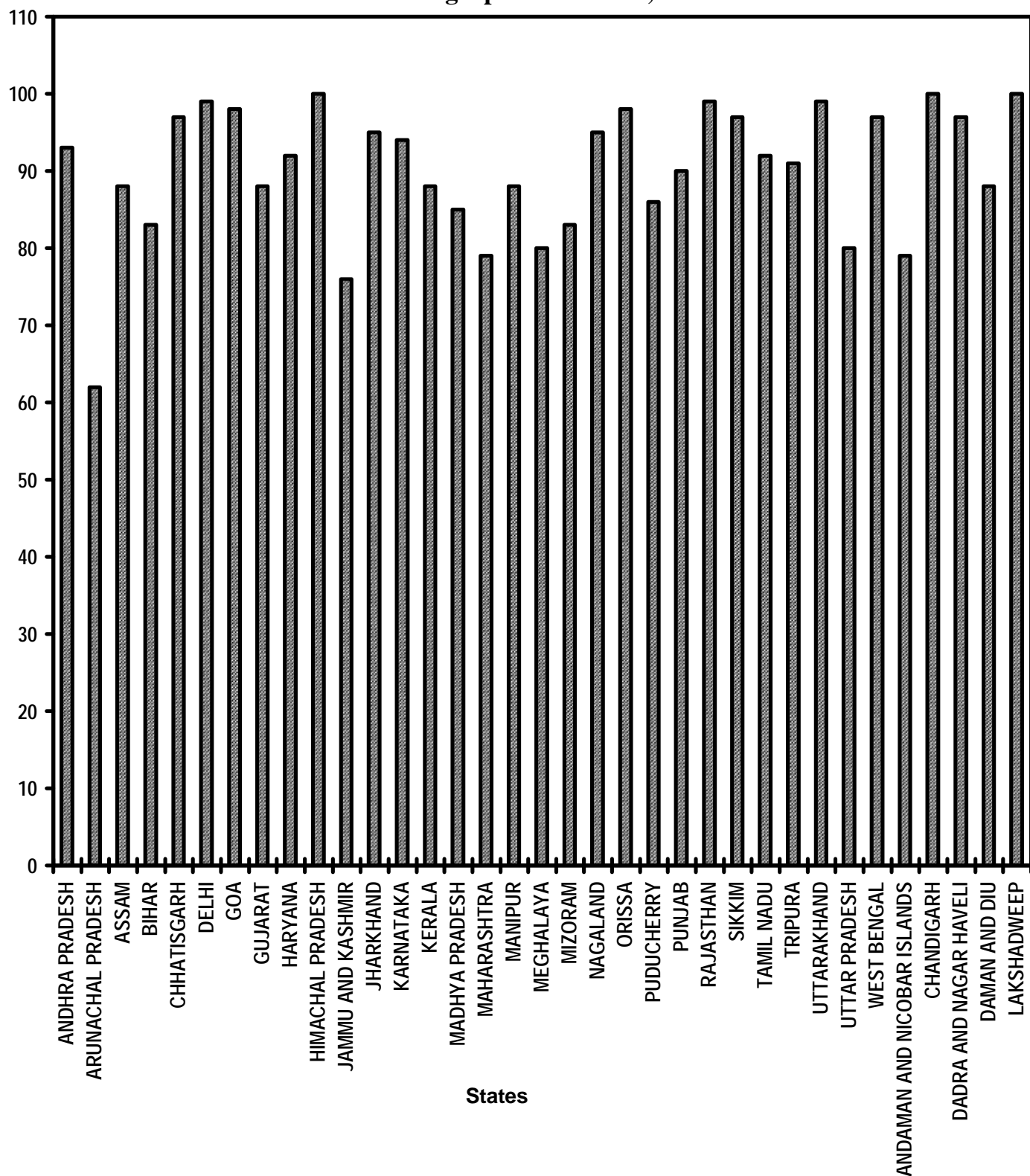


Table - 20

## Supply of Electricity

| Sl. No.     | State/UT Name               | Electricity demanded<br>(Million Units)<br>April,2008-<br>December,2008 | Electricity supplied<br>(Million Units)<br>April,2008-<br>December,2008 | Shortage observed<br>(Million Units)<br>April,2008-<br>December,2008 | Percentage of<br>Electricity<br>Supplied |
|-------------|-----------------------------|---|---|--|--|
|             |                             | (3)   | (4)   | (5)  |  |
| 1           | ANDHRA PRADESH              | 52,111  | 48,593  | 3,518  | 93                                       |
| 2           | ARUNACHAL PRADESH           | 349   | 215   | 134  | 62                                       |
| 3           | ASSAM                       | 3,975   | 3,513   | 462  | 88                                       |
| 4           | BIHAR                       | 7,852   | 6,545   | 1,307  | 83                                       |
| 5           | CHHATISGARH                 | 11,294  | 10,978  | 316  | 97                                       |
| 6           | DELHI                       | 17,804  | 17,704  | 100  | 99                                       |
| 7           | GOA                         | 2,073   | 2,041   | 32   | 98                                       |
| 8           | GUJARAT                     | 51,349  | 45,244  | 6,105  | 88                                       |
| 9           | HARYANA                     | 21,966  | 20,198  | 1,768  | 92                                       |
| 10          | HIMACHAL PRADESH            | 4,673   | 4,662   | 11   | 100                                      |
| 11          | JAMMU AND KASHMIR           | 8,176   | 6,229   | 1,947  | 76                                       |
| 12          | JHARKHAND                   | 3,954   | 3,742   | 212  | 95                                       |
| 13          | KARNATAKA                   | 31,037  | 29,155  | 1,882  | 94                                       |
| 14          | KERALA                      | 13,133  | 11,584  | 1,549  | 88                                       |
| 15          | MADHYA PRADESH              | 30,410  | 25,810  | 4,600  | 85                                       |
| 16          | MAHARASHTRA                 | 89,811  | 70,965  | 18,846   | 79                                       |
| 17          | MANIPUR                     | 437   | 386   | 51   | 88                                       |
| 18          | MEGHALAYA                   | 1,383   | 1,102   | 281  | 80                                       |
| 19          | MIZORAM                     | 246   | 203   | 43   | 83                                       |
| 20          | NAGALAND                    | 327   | 312   | 15   | 95                                       |
| 21          | ORISSA                      | 15,288  | 15,045  | 243  | 98                                       |
| 22          | PUDUCHERRY                  | 1,542   | 1,325   | 217  | 86                                       |
| 23          | PUNJAB                      | 32,985  | 29,607  | 3,378  | 90                                       |
| 24          | RAJASTHAN                   | 27,592  | 27,278  | 314  | 99                                       |
| 25          | SIKKIM                      | 227   | 220   | 7  | 97                                       |
| 26          | TAMIL NADU                  | 52,720  | 48,586  | 4,134  | 92                                       |
| 27          | TRIPURA                     | 611   | 559   | 52   | 91                                       |
| 28          | UTTARAKHAND                 | 5,827   | 5,789   | 38   | 99                                       |
| 29          | UTTAR PRADESH               | 51,084  | 40,630  | 10,454   | 80                                       |
| 30          | WEST BENGAL                 | 23,528  | 22,716  | 812  | 97                                       |
| 31          | ANDAMAN AND NICOBAR ISLANDS | 176   | 139   | 37   | 79                                       |
| 32          | CHANDIGARH                  | 1,118   | 1,118   | 0  | 100                                      |
| 33          | DADRA AND NAGAR HAVELI      | 2,660   | 2,575   | 85   | 97                                       |
| 34          | DAMAN AND DIU               | 1,334   | 1,168   | 166  | 88                                       |
| 35          | LAKSHADWEEP                 | 18  | 18  | 0  | 100                                      |
| Grand Total |                             | 5,69,070  | 5,05,954  | 63,116   | 89                                       |

**Very Good:(90% or above of targets)**

ANDHRA PRADESH, CHHATISGARH, DELHI, GOA, HARYANA, HIMACHAL PRADESH, JHARKHAND, KARNATAKA, NAGALAND, ORISSA, PUNJAB, RAJASTHAN, SIKKIM, TAMIL NADU, TRIPURA, UTTARAKHAND, WEST BENGAL, CHANDIGARH, DADRA AND NAGAR HAVELI, LAKSHADWEEP

**Good:(Between 80% to 90% targets)**

ASSAM, BIHAR, GUJARAT, KERALA, MADHYA PRADESH, MANIPUR, MEGHALAYA, MIZORAM, PUDUCHERRY, UTTAR PRADESH, DAMAN AND DIU

**Poor:(Below 80% of targets)**

ARUNACHAL PRADESH, JAMMU AND KASHMIR, MAHARASHTRA, ANDAMAN AND NICOBAR ISLANDS

## Swaranjayanti Gram Swarojgar Yojana

| Sl. No.     | State/UT Name               | Individual SC Swarozgaries Assisted (Number) April,2008-December,2008 | Individual ST Swarozgaries Assisted (Number) April,2008-December,2008 | Individual Women Swarozgaries Assisted (Number) April,2008-December,2008 | Individual Disabled Swarozgaries Assisted (Number) April,2008-December,2008 |
|-------------|-----------------------------|---|---|--|---|
|             |                             | (3)   | (4)   | (5)  | (6)   |
| 1           | ANDHRA PRADESH              | 11,885  | 2,621   | 2,450  | 2,885   |
| 2           | ARUNACHAL PRADESH           | 0   | 0   | 0  | 0   |
| 3           | ASSAM                       | 557   | 445   | 1,193  | 297   |
| 4           | BIHAR                       | 240   | 27  | 183  | 116   |
| 5           | CHHATISGARH                 | 958   | 2,626   | 725  | 117   |
| 6           | GOA                         | 6   | 2   | 22   | 2   |
| 7           | GUJARAT                     | 8,390   | 3,514   | 5,625  | 567   |
| 8           | HARYANA                     | 1,311   | 0   | 2,290  | 79  |
| 9           | HIMACHAL PRADESH            | 2,443   | 417   | 4,000  | 68  |
| 10          | JAMMU AND KASHMIR           | 239   | 231   | 493  | 1   |
| 11          | JHARKHAND                   | 4,164   | 7,093   | 6,499  | 582   |
| 12          | KARNATAKA                   | 16,677  | 5,965   | 41,615   | 970   |
| 13          | KERALA                      | 3,375   | 212   | 2,133  | 362   |
| 14          | MADHYA PRADESH              | 9,485   | 12,147  | 17,262   | 1,244   |
| 15          | MAHARASHTRA                 | 2,745   | 1,379   | 2,550  | 500   |
| 16          | MANIPUR                     | 0   | 0   | 0  | 0   |
| 17          | MEGHALAYA                   | 36  | 1,443   | 663  | 12  |
| 18          | MIZORAM                     | 0   | 0   | 0  | 0   |
| 19          | NAGALAND                    | 0   | 245   | 145  | 3   |
| 20          | ORISSA                      | 8,413   | 13,142  | 36,081   | 528   |
| 21          | PUDUCHERRY                  | 0   | 0   | 0  | 0   |
| 22          | PUNJAB                      | 1,760   | 0   | 624  | 30  |
| 23          | RAJASTHAN                   | 2,020   | 1,434   | 2,833  | 74  |
| 24          | SIKKIM                      | 76  | 638   | 828  | 58  |
| 25          | TAMIL NADU                  | 860   | 70  | 880  | 1,728   |
| 26          | TRIPURA                     | 0   | 0   | 0  | 0   |
| 27          | UTTARAKHAND                 | 2,111   | 120   | 630  | 0   |
| 28          | UTTAR PRADESH               | 92,640  | 1,137   | 67,544   | 2,317   |
| 29          | WEST BENGAL                 | 7,854   | 1,153   | 21,299   | 48  |
| 30          | ANDAMAN AND NICOBAR ISLANDS | 0   | 0   | 6  | 0   |
| 31          | DADRA AND NAGAR HAVELI      | 0   | 23  | 1  | 0   |
| 32          | DAMAN AND DIU               | 0   | 0   | 0  | 0   |
| 33          | LAKSHADWEEP                 | 0   | 0   | 11   | 0   |
| Grand Total |                             | 1,78,245  | 56,084  | 2,18,585   | 12,588  |

## Distribution of waste land to the landless

| Sl. No.     | State/UT<br>Name            | Land Distributed<br>to SC<br>(Hectare)<br>April,2008-<br>December,2008 | Land Distributed<br>to ST<br>(Hectare)<br>April,2008-<br>December,2008 | Land Distributed<br>to Others<br>(Hectare)<br>April,2008-<br>December,2008 |
|-------------|-----------------------------|--|--|--|
|             |                             | (3)  | (4)  | (5)  |
| 1           | ANDHRA PRADESH              | 63   | 4  | 81   |
| 2           | ARUNACHAL PRADESH           | 0  | 0  | 0  |
| 3           | ASSAM                       | 0  | 0  | 0  |
| 4           | BIHAR                       | 3  | 6  | 15   |
| 5           | CHHATISGARH                 | 4,197  | 11,761   | 8,610  |
| 6           | DELHI                       | 0  | 0  | 0  |
| 7           | GOA                         | 0  | 0  | 0  |
| 8           | GUJARAT                     | 504  | 114  | 1,003  |
| 9           | HARYANA                     | 0  | 0  | 0  |
| 10          | JAMMU AND KASHMIR           | 0  | 0  | 0  |
| 11          | JHARKHAND                   | 79   | 333  | 130  |
| 12          | KARNATAKA                   | 0  | 0  | 0  |
| 13          | KERALA                      | 0  | 0  | 0  |
| 14          | MADHYA PRADESH              | 17,754   | 20,775   | 17,804   |
| 15          | MAHARASHTRA                 | 0  | 0  | 0  |
| 16          | MANIPUR                     | 0  | 0  | 0  |
| 17          | MEGHALAYA                   | 0  | 0  | 0  |
| 18          | MIZORAM                     | 0  | 0  | 0  |
| 19          | NAGALAND                    | 0  | 0  | 0  |
| 20          | ORISSA                      | 157  | 302  | 428  |
| 21          | PUDUCHERRY                  | 0  | 0  | 0  |
| 22          | PUNJAB                      | 0  | 0  | 0  |
| 23          | RAJASTHAN                   | 0  | 0  | 0  |
| 24          | SIKKIM                      | 0  | 0  | 0  |
| 25          | TAMIL NADU                  | 1,961  | 133  | 10,472   |
| 26          | TRIPURA                     | 0  | 0  | 0  |
| 27          | UTTARAKHAND                 | 0  | 0  | 0  |
| 28          | UTTAR PRADESH               | 3,049  | 46   | 1,955  |
| 29          | WEST BENGAL                 | 0  | 0  | 0  |
| 30          | ANDAMAN AND NICOBAR ISLANDS | 0  | 0  | 0  |
| 31          | CHANDIGARH                  | 0  | 0  | 0  |
| 32          | DADRA AND NAGAR HAVELI      | 0  | 0  | 0  |
| 33          | DAMAN AND DIU               | 0  | 0  | 0  |
| 34          | LAKSHADWEEP                 | 0  | 0  | 0  |
| Grand Total |                             | 27,767   | 33,474   | 40,498   |



**LIST OF ITEMS COVERED UNDER (TPP) - 2006**

| <b>Point No.</b> | <b>Item No.</b> | <b>Name of the Points/Items</b>   |
|------------------|-----------------|---|
| <b>I.</b>        |                 | <b>Garibi Hatao [Poverty Eradication]</b>   |
|                  |                 | <b>Rural Areas</b>  |
|                  | <b>1.</b>       | Employment generation under the National Rural Employment Guarantee Act   |
|                  | <b>2.</b>       | Swaranjayanti Gram Swarojgar Yojana   |
|                  | <b>3.</b>       | Rural Business Hubs in Partnership with Panchayats  |
|                  | <b>4.</b>       | Self help Groups  |
|                  |                 | <b>Urban Areas</b>  |
|                  | <b>5.</b>       | Swaranjayanti Shehri Rojgar Yojana  |
| <b>II.</b>       |                 | <b>Jan Shakti (Power to People)</b>   |
|                  | <b>6.</b>       | Local Self Government (Panchayati Raj and Urban Local Bodies) <ul style="list-style-type: none"> <li>- Activity Mapping for devolution of functions</li> <li>- Budget Flow of Funds</li> <li>- Assignment of Functionaries</li> </ul> |
|                  | <b>7.</b>       | Quick and Inexpensive Justice – Gram Nyayalayas and Nyaya Panchayats.   |
|                  | <b>8.</b>       | District Planning Committees.   |
| <b>III.</b>      |                 | <b>Kisan Mitra [Support to Farmers]</b>   |
|                  | <b>9.</b>       | Water shed development  |
|                  | <b>10.</b>      | Marketing and infrastructural support to farmers  |
|                  | <b>11.</b>      | Irrigation facilities (including minor and micro irrigation) for agriculture  |
|                  | <b>12.</b>      | Credit to farmers   |
|                  | <b>13.</b>      | Distribution of waste land to the landless  |
| <b>IV.</b>       |                 | <b>Shramik Kalyan [Labour Welfare]</b>  |
|                  | <b>14.</b>      | Social Security for Agricultural and Unorganised Labour   |
|                  | <b>15.</b>      | Minimum Wages Enforcement (including Farm Labour)   |
|                  | <b>16.</b>      | Prevention of Child Labour  |
|                  | <b>17.</b>      | Welfare of Women Labour   |
| <b>V.</b>        |                 | <b>Khadya Suraksha [Food Security ]</b>   |
|                  | <b>18.</b>      | Food security: <ul style="list-style-type: none"> <li>(i) Targeted Public Distribution system,</li> <li>(ii) Antodaya Anna Yojana,</li> <li>(iii) Establishing Grain banks in chronically food scarcity areas</li> </ul>              |
| <b>VI.</b>       |                 | <b>Subke Liye Aawas [Housing for All]</b>   |
|                  | <b>19</b>       | Rural Housing - Indira Awas Yojana  |
|                  | <b>20.</b>      | EWS/LIG Houses in Urban Areas   |

**Contd.....**

| Point No.    | Item No.   | Name of the Points/Items   |
|--------------|------------|--|
| <b>VII.</b>  |            | <b>Shudh Peya Jal [Clean Drinking Water]</b>   |
|              | <b>21.</b> | Rural Areas.<br>- Accelerated Rural Water Supply Programme   |
|              | <b>22.</b> | Urban Areas:<br>- Accelerated Urban Water Supply Programme   |
| <b>VIII.</b> |            | <b>Jan Jan Ka Swasthya [Health for All]</b>  |
|              | <b>23.</b> | Control and prevention of major diseases:<br>(a) HIV/AIDS (b) TB (c) Malaria (d) Leprosy<br>(e) Blindness  |
|              | <b>24.</b> | National Rural Health Mission  |
|              | <b>25.</b> | Immunisation of Children   |
|              | <b>26.</b> | Sanitation Programme in<br>- Rural Areas<br>- Urban areas  |
|              | <b>27.</b> | Institutional Delivery   |
|              | <b>28.</b> | Prevention of Female Foeticide   |
|              | <b>29.</b> | Supplementary nutrition for Mothers and Children   |
|              | <b>30.</b> | Two Child norms  |
| <b>IX.</b>   |            | <b>Sabke Liye Shiksha [Education for All]</b>  |
|              | <b>31.</b> | Sarv Shiksha Abhiyan   |
|              | <b>32.</b> | Mid Day Meal Scheme<br>- Compulsory Elementary Education   |
| <b>X.</b>    |            | <b>Anusuchit Jaati, Jan Jaati, Alp-sankhyak evam Anya Pichhra Varg Kalyan [Welfare of Scheduled Castes, Scheduled Tribes, Minorities and OBCs]</b> |
|              | <b>33.</b> | SC Families Assisted   |
|              | <b>34.</b> | Rehabilitation of Scavengers   |
|              | <b>35.</b> | ST Families Assisted   |
|              | <b>36.</b> | Rights of Forest dwellers – Owners of minor forest produce   |
|              | <b>37.</b> | Primitive Tribal Groups  |
|              | <b>38.</b> | No alienation of Tribal lands  |
|              | <b>39.</b> | Implementation of Panchayats (Extension to Scheduled Areas) Act [PESA]   |
|              | <b>40.</b> | Welfare of Minorities  |
|              | <b>41.</b> | Professional education among all minority communities  |
|              | <b>42.</b> | Reservation of OBCs in<br>- Education<br>- Employment  |
| <b>XI.</b>   |            | <b>Mahila Kalyan [Women Welfare]</b>   |
|              | <b>43.</b> | Financial Assistance for Women Welfare   |
|              | <b>44.</b> | Improved participation of women in<br>(a) Panchayats (b) Municipalities<br>(c) State Legislatures (d) Parliament                                   |

Contd.....

| Point No.     | Item No.   | Name of the Points/Items  |
|---------------|------------|---|
| <b>XII.</b>   |            | <b>Bal Kalyan (Child Welfare)</b>   |
|               | <b>45.</b> | Universalisation of ICDS Scheme   |
|               | <b>46.</b> | Functional Anganwadis   |
| <b>XIII.</b>  |            | <b>Yuva Vikas [Youth Development]</b>   |
|               | <b>47.</b> | Sports for all in Rural and Urban areas   |
|               | <b>48.</b> | Rashtriya Sadbhavana Yojana   |
|               | <b>49.</b> | National Service Scheme   |
| <b>XIV.</b>   |            | <b>Basti Sudhar [Improvement of Slums]</b>  |
|               | <b>50.</b> | Number of Urban poor families assisted under seven point charter viz. land tenure, housing at affordable cost, water, sanitation, health, education, and social security. |
| <b>XV.</b>    |            | <b>Paryavaran Sanrakshan evam Van Vridhi [Environment Protection and Afforestation]</b>   |
|               | <b>51.</b> | Afforestation<br>(a) Area Covered under Plantation on - Public and Forest Lands<br><br>(b) Number of Seedlings planted on -Public and Forest Lands                        |
|               | <b>52.</b> | Prevention of pollution of Rivers and water bodies  |
|               | <b>53.</b> | Solid and liquid waste management in<br>- Rural Areas<br>- Urban Areas  |
| <b>XVI.</b>   |            | <b>Samajik Suraksha [Social Security]</b>   |
|               | <b>54.</b> | Rehabilitation of handicapped and orphans.  |
|               | <b>55.</b> | Welfare of the aged   |
| <b>XVII.</b>  |            | <b>Grameen Sadak [Rural Roads]</b>  |
|               | <b>56.</b> | Rural Roads - PMGSY   |
| <b>XVIII.</b> |            | <b>Grameen Oorja [Energization of Rural Area]</b>   |
|               | <b>57.</b> | Bio-diesel Production   |
|               | <b>58.</b> | Rajiv Gandhi Grameen Vidyutikaran Yojana  |
|               | <b>59.</b> | Renewable Energy  |
|               | <b>60.</b> | Energising Pump sets  |
|               | <b>61.</b> | Supply of Electricity   |
|               | <b>62.</b> | Supply of Kerosene and LPG  |
| <b>XIX.</b>   |            | <b>Pichhara Kshetra Vikas [Development of Backward Areas]</b>   |
|               | <b>63.</b> | Backward Regions Grants Fund  |
| <b>XX.</b>    |            | <b>e- Shasan [IT enabled e-Governance]</b>  |
|               | <b>64.</b> | Central and State Governments   |
|               | <b>65.</b> | Panchayats and Municipalities   |

**ABBREVIATIONS USED**

|       |  |
|-------|--|
| AAY   | Antodaya Anna Yojana                       |
| ARWSP | Accelerated Rural Water Supply Programme   |
| DDRS  | Deen Dayal Rehabilitation Scheme           |
| EWS   | Economically Weaker Section                |
| IAY   | Indira Awaas Yojana                        |
| ICDS  | Integrated Child Development Scheme        |
| LIG   | Low Income Group                           |
| MWE   | Minimum Wages Enforcement                  |
| NC    | Not Covered                                |
| NREGS | National Rural Employment Guarantee Scheme |
| PC    | Partially Covered                          |
| PMGSY | Prime Minister Grameen Sadak Yojana        |
| SC    | Scheduled Caste                            |
| RGGVY | Rajiv Gandhi Grameen Vidyutikaran Yojana   |
| SGRY  | Sampoorna Grameen Rojgar yojana            |
| SGSY  | Swaranjanayati Gram Swarojgar Yojana       |
| SHG   | Self Help Groups                           |
| ST    | Scheduled Tribe                            |
| TPDS  | Targeted Public Distribution system        |