

TWENTY POINT PROGRAMME-2006
PROGRESS REPORT
FOR
APRIL, 2008 - JANUARY, 2009



GOVERNMENT OF INDIA
MINISTRY OF STATISTICS AND PROGRAMME IMPLEMENTATION
SARDAR PATEL BHAWAN, SANSAD MARG,
NEW DELHI-110 001

Website: www.mospi.gov.in

CONTENTS

	Page No.
I. Introduction	i
II. List of Twenty Points	ii
III. List of Monthly Monitored Items	iii
IV. List of items identified tentatively for ranking	iv
V. Status of receipt of targets for Monthly Monitored items	v
VI. List of items under TPP-2006 yet to be operationalised	viii

PART-I **Overall Performance Analysis**

VII. Progress Report	1
VIII. Highlights	2
Table - A - All India Performance	6
Table- B - State Wise Performance	7
Table- C - State Wise and Item Wise Performance	12
Table- D – Score Card and Ranking of States	21

PART- II **Performance Tables**

Table No.	Description of Item	
1	Employment Generation - NREG Scheme	24
2	Swaranjayanti Gram Swarojgar Yojana (SGSY)	25
3(A)	SHGs Formed under SGSY	27
3(B)	SHGs to whom income generating activities provided	28
4	Distribution of waste land to the landless	30
5(A)	Minimum Wages Enforcement (Including Farm Labour)	31
	(i) Inspections made (ii) Irregularities detected	
	(iii) Irregularities rectified	
5(B)	Minimum Wages Enforcement (Including Farm Labour)	32
	(i) Claims filed (ii) Claims settled	
5(c)	Minimum Wages Enforcement (Including Farm Labour)	33
	(i) Prosecution cases pending (ii) Prosecution cases filed	
	(iii) Prosecution cases decided	
6(A)	Targeted Public Distribution System	34
6(B)	Antyodaya Anna Yojana	36
7	Rural Housing - Indira Awaas Yojana	38
8	EWS/LIG Houses in Urban Areas	40

Contd...

Table No.	Description of Item	Page No.
9(A)	Rural Areas - ARWSP Habitations (NC/PC) covered	42
9(B)	Slipped back habitations and habitations with water quality problem addressed	44
10	Sanitation Programme in Rural Areas	46
11	Institutional Delivery	47
12	SC Families Assisted	48
13	Universalization of ICDS Scheme	50
14	Functional Anganwadis	52
15	No. of Urban poor families assisted under Seven Point Charter	54
16(A)	Afforestation- Area Covered under Plantation- (Public and Forest Lands)	55
16(B)	Afforestation- Seedlings Planted – (Public and Forest Lands)	57
17	Rural Roads – PMGSY	59
18	Rajiv Gandhi Grameen Vidyutikaran Yojana -RGGVY	61
19	Energising pump sets	63
20	Supply of Electricity	65
Annexures		
o	SC, ST, Women and Disabled Swarozgaries Assisted under SGSY	Annexure -I
o	Waste land distributed to SC, ST and Others	Annexure –II
o	List of 65 items to be monitored under TPP-2006	Annexure – III
o	Abbreviations used	Annexure – IV

Twenty Point Programme – 2006

An Introduction

The Twenty Point Programme (TPP) was launched by the Government of India in the year 1975 and restructured in 1982, 1986 and again in 2006. The restructured programme, known as Twenty Point Programme (TPP) – 2006, became operational with effect from 1st April, 2007. The Programme is meant to give a thrust to schemes relating to poverty alleviation, employment generation in rural areas, housing, education, family welfare & health, protection of environment and many other schemes having a bearing on the quality of life, especially in the rural areas.

2. The programmes and schemes under the TPP-2006 are in harmony with the priorities contained in the National Common Minimum Programme (NCMP), the Millennium Development Goals (MDGs) of the United Nations and SAARC Social Charter. The original nomenclature, namely the Twenty Point Programme, which has been in existence for more than three decades and carries the stamp of familiarity among the people and administrative agencies, has been retained.

3. Twenty Point Programme (TPP) – 2006 originally consisted of 20 Points and 66 items being monitored individually by Central Nodal Ministries concerned. During 2007-08, of the 66 items, 22 items were monitored on monthly basis. The monthly information in respect of these items is being collected from various States/Union Territories and the Central Nodal Ministries. Remaining items under TPP-2006, are being monitored on annual basis as the information in respect of these items will be made available on annual basis by the concerned Ministries.

4. One of the 66 items viz. “Sampoorna Grameen Rojgar Yojana (SGRY)” has since been subsumed into another item namely “National Rural Employment Guarantee Act” with effect from 1st April, 2008, therefore, SGRY has been dropped from the list of 66 items during 2008-09 under TPP-2006. Thus out of 65 items, 20 items shall be monitored on monthly basis for the period 2008-09. Out of 20 monthly monitored items, the performance in respect of 16 items shall be provided by the States/ UTs and in respect of 4 items by the concerned Nodal Ministries. For the purpose of ranking, the performance of States on monthly basis in respect of 18 tentatively identified parameters have been evaluated. The list of 65 items is enclosed at Annexure- III.

5. Some of the schemes/ programmes are yet to be operationalised by the Central Nodal Ministries concerned. These items will be monitored only after the schemes concerning them come into existence and their frequency of monitoring will be decided later. The details of such items are available on page No. (viii) of the report.

6. The monitoring mechanism for TPP-2006 has been widened by including block level monitoring in addition to District, State and Central level monitoring. Most of the States/Union Territories have constituted the block, district and state level monitoring committees. At the Centre, the progress of individual items is monitored and reviewed by the Departments/Ministries concerned. The Ministry of Statistics & Programme Implementation (MOSPI) monitors the Programme in totality. The Monitoring Guidelines of TPP-2006 issued to States/UTs are also available on the website of the Ministry (www.mospi.gov.in).

Twenty Point Programme – 2006

Twenty Points

1. Garibi Hatao [Poverty Eradication]
2. Jan Shakti (Power to People)
3. Kisan Mitra [Support to Farmers]
4. Shramik Kalyan [Labour Welfare]
5. Khadya Suraksha [Food Security]
6. Subke Liye Aawas [Housing for All]
7. Shudh Peya Jal [Clean Drinking Water]
8. Jan Jan Ka Swasthya [Health for All]
9. Sabke Liye Shiksha [Education for All]
10. Anusuchit Jaati, Jan Jaati, Alp-sankhyak evam
Any Pichhra Varg Kalyan [Welfare of Scheduled Castes,
Scheduled Tribes, Minorities and OBCs]
11. Mahila Kalyan [Women Welfare]
12. Bal Kalyan [Child Welfare]
13. Yuva Vikas [Youth Development]
14. Basti Sudhar [Improvement of Slums]
15. Paryavaran Sanrakshan evam Van Vridhi
[Environment Protection and Afforestation]
16. Samajik Suraksha [Social Security]
17. Grameen Sadak [Rural Roads]
18. Grameen Oorja [Energization of Rural Area]
19. Pichhara Kshetra Vikas [Development of Backward Areas]
20. e- Shasan [IT enabled e-Governance]

Twenty Point Programme – 2006

Monthly Monitored Items

1. Employment generation under the National Rural Employment Guarantee Scheme
2. Swaranjayanti Gram Swarojgar Yojana
3. Self help Groups
4. Distribution of Waste land to landless
5. Minimum Wages Enforcement (Including Farm Labour)
6. **Food Security:**
 - (i) Targeted Public Distribution system,
 - (ii) Antyodaya Anna Yojana,
7. Rural Housing - Indira Awaas Yojana
8. EWS/LIG Houses in Urban Areas
9. **Rural Areas-** Accelerated Rural Water Supply Programme (ARWSP)
 - (i) Habitations covered (NC & PC)
 - (ii) Slipped back habitations and habitations with water quality problems addressed
10. Sanitation Programme in Rural Areas
11. Institutional Delivery
12. SC Families Assisted
13. Universalisation of ICDS Scheme
14. Functional Anganwadis
15. Number of Urban poor families assisted under seven point charter viz. land tenure, housing at affordable cost, water, sanitation, health, education, and social security.
16. **Afforestation:**
 - (a) Area Covered under Plantation on - Public and Forest Lands
 - (b) Number of Seedlings planted on - Public and Forest Lands
17. Rural Roads - PMGSY
18. Rajiv Gandhi Grameen Vidyutikaran Yojana - RGGVY
19. Energising Pump sets
20. Supply of Electricity

Twenty Point Programme – 2006

Items tentatively identified for ranking

For the purpose of ranking the performance of States under TPP-2006 on monthly basis, the following 15 items & 18 Parameters have been tentatively identified.

Items	Para meters	Description of Item
1	1	Individual Swarozgaries Assisted under SGSY
2	2	SHGs to whom income generating activities provided
3	-	Food security:
	3	(i) Targeted Public Distribution System,
	4	(ii) Antyodaya Anna Yojana
4	5	Rural Housing - Indira Awaas Yojana (IAY)
5	6	EWS/LIG Houses in Urban Areas
6	-	Rural Areas:
	7	(i) Accelerated Rural Water Supply Programme-Habitation covered (NC & PC)
	8	(ii) Slipped back habitations and habitation with water quality problems addressed -ARWSP
7	9	SC Family Assisted
8	10	Universalisation of ICDS Scheme
9	11	Functional Anganwadis
10.	12	Number of Urban poor families assisted under seven point charter viz. land tenure, housing at affordable cost, water, sanitation, health, education, and social security.
11	-	Afforestation:
	13	(i) Area Covered under Plantation on - Public and Forest Lands
	14	(ii) Number of Seedlings planted on -Public and Forest Lands
12	15	Rural Roads – PMGSY
13	16	Rajiv Gandhi Grameen Vidyutikaran Yojana –RGGVY
14	17	Energising Pump sets
15	18	Supply of Electricity

Status of receipt of targets for Monthly Monitored items under TPP-2006

[Sl. No.	Name of the item	Parameters/ indicators	Whether targetable / non targetable	Whether targets have been received	Nodal Ministry
1	Employment generation under the National Rural Employment Guarantee Scheme	(i) No. of job card issued (ii) Employment generated (iii) Wages given	Non targetable	-	Ministry of Rural Development
2	Swaranjayanti Gram Swarojgar Yojana	Individual Swarozgaries Assisted (i) Total (ii) SC (iii) ST (iv) Women (v) Disabled person	Targetable	Yes	-do-
3	Self help Groups	SHGs under SGSY - SHGs formed - SHGs to whom income generating activities provided	Non targetable Targetable	- Yes	-do- -do-
4	Distribution of waste land to the landless	Waste Land distributed (i) Total (ii) SC (iii)ST (iv) Others	Non targetable	-	-do-
5	Rural Housing - Indira Awaas Yojana (IAY)	Houses sanctioned	Targetable	Yes	-do-
6	Rural Areas - Accelerated Rural Water Supply Programme -(ARWSP)	(i) Habitations covered (NC/PC) (ii) Slipped back Habitations and Habitations with water quality problem addressed	Targetable Targetable	Yes Yes	-do- -do-

Sl. No.	Name of the item	Parameters/ indicators	Whether targetable / non targetable	Whether targets have been received	Nodal Ministry
7	Sanitation Programme in Rural Areas	Individual Household latrines constructed	Non targetable	-	-do-
8	Rural Roads – PMGSY	Length of Road Constructed	Targetable	Yes	-do-
9.	Minimum Wages Enforcement (including Farm Labour)	<i>(a) Agriculture and Farm workers</i> (i) Inspections made (ii) Irregularities detected (iii) Irregularities rectified (iv) Claims filed (v) claims settled (vi) Prosecution cases pending (vii) Prosecution cases filed (viii) Prosecution cases decided <i>(b) others</i>	Non - targetable	-	Ministry of Labour & Employment
10.	Food security: (i) Targeted Public Distribution system (ii) Antyodaya Anna Yojana	Allocation of Food Grains to States/UTs Allocation of Food Grains to States/UTs	Targetable -do-	Yes Yes	Ministry of Consumer Affairs, Food & Public Distribution -do-
11.	Institutional Delivery	Delivery in Institutions	Non targetable	-	-do-
12.	SC Families Assisted	SC Families Assisted	Targetable	No	M/o Social Justice and Empowerment
13.	Universalisation of ICDS Scheme	ICDS Blocks Operational (Cumulative)	Targetable	Yes	Ministry of Women and Child Development
14.	Functional Anganwadis	Anganwadis Functional (cumulative)	Targetable	Yes	-do-

Sl. No.	Name of the item	Parameters/ indicators	Whether targetable / non targetable	Whether targets have been received	Nodal Ministry
15.	EWS/LIG Houses in Urban Areas	Houses Constructed	Targetable	Yes	M/o Housing and Urban Poverty Alleviation
16.	Number of Urban poor families assisted under seven point charter viz. land tenure, housing at affordable cost, water, sanitation, health, education, and social security.	Poor Families Assisted	Targetable	Yes (Targets received in respect of only eight States)	-do-
17.	Afforestation: (a) Area Covered under Plantation on - Public and Forest Lands (b) Number of Seedlings planted on -Public and Forest Lands	(a) Area Covered under Plantation on - Public and Forest Lands (b) Number of Seedlings planted on -Public and Forest Lands	Targetable Targetable	Yes Yes	Ministry of Environment and Forest -do-
18.	Rajiv Gandhi Grameen Vidyutikaran Yojana (RGGVY)	Villages electrified	Targetable	Yes	Ministry of Power
19.	Energising Pump sets	Pumpsets Energised	Targetable	Yes	-do-
20	Supply of Electricity	Electricity demanded	Targetable	Yes	-do-

List of items where the concerned schemes are yet to be operationalised

- (i) ***Quick and inexpensive justice–Gram Nyayalayas and Nyaya Panchayats:*** Ministry of Panchayati Raj is consulting Central Ministries and States/UT Governments regarding draft bill on Nyaya Panchayats.
- (ii) ***Social Security for Agricultural and Unorganised Labour:*** To provide Social Security to workers in the unorganized sector, including agricultural labour, the Unorganised Sector Workers' Social Security Bill, 2007, was introduced in the Rajya Sabha on 10.9.07 and is being examined by the Parliamentary Standing Committee on Labour.

List of items which have been operationalised subsequently: During operationalisation of TPP-2006 in the year 2007-08, following six items have been operationalised.

- (1) ***Rural Business Hubs in Partnership with Panchayats:*** Rural Business Hubs as a Centrally Sponsored Scheme has been approved during August-2007. The parameter/ indicator to be monitored on annual basis is the “number of MOUs signed under various schemes”.
- (2) ***Rehabilitation of Scavengers:*** The Self Employment Scheme for “Rehabilitation of Manual Scavengers” (SRMS) has become operational w.e.f. 9th January, 2007. The parameter/ indicator to be monitored on annual basis is the “number of manual scavengers and their dependents assisted for rehabilitation”.
- (3) ***Rights of Forest dwellers – Owners of minor forest produce:*** The Bill concerning “Rights of Forest Dwellers” - Owners of minor forest produce has been passed. The information on indicators/ parameters to be monitored and frequency of monitoring is awaited from Ministry of Tribal Affairs.
- (4) ***Reservation of OBCs in Education:*** The petition on implementation of reservation in admission in respect of persons belonging to OBCs, which had been stayed by the Hon'ble Supreme Court of India, has been disposed of in April, 2008. The parameter to be monitored is “Percentage of reservation achieved against 27% reservation for OBCs in different Central Educational Institutions.”
- (5) ***Sports for all in Rural and Urban Areas:*** The scheme titled “Panchayat Yuva Krida Aur Khel Abhiyan (PYKKA)” for the development of sports infrastructure in rural areas has been implemented and the status of implementation of the scheme shall be monitored on annual basis. The scheme titled “Nagar Palika Yuva Krida Aur Khel Abhiyan” for the development of sports infrastructure in urban areas is yet to be approved.
- (6) ***IT enabled e-Governance for Panchayats and Municipalities:*** Mission Mode Projects of Panchayats and Municipalities have been initiated in certain States. The status of implementation of these projects shall be monitored on annual basis.

Item Merged

Dry Land Farming: Consequent to the decision of Ministry of Finance and Planning Commission on the EFC of “Enhancing Sustainability of Dry Land Farming System” for XI Five Year Plan, Dry Land Farming has been merged with new initiatives of the Department- ‘Rainfed Area Development Programme’. As of now, there is no separate scheme on Dryland Farming.

PART - I

TWENTY POINT PROGRAMME - 2006

OVERALL PERFORMANCE ANALYSIS

Twenty Point Programme-2006

Progress Report – (April, 2008-January, 2009)

This monthly progress report of Twenty Point Programme-2006 consists of two parts: **Part-I** contains an analysis of the overall performance, whereas **Part-II** deals with item-wise performance.

2. The report is compiled on the basis of data received from the Central Nodal Ministries and State Governments/UT Administrations. The data is received either through web enabled software developed by National Informatics Centre (NIC) Cell in this Ministry or through Fax/e-mail/post. The processing of data has been done in association with NIC Cell.

3. The analysis for the period of **April, 2008-January, 2009** shows that the performance under **nine** items has been **‘Very Good’** (90% or above the targets). These items are:

- (i) Individual Swarozgaries Assisted-SGSY
- (ii) Pumpsets Energised
- (iii) SHGs Provided Income Generating Activities
- (iv) Seedlings Planted (Public and Forest Lands)
- (v) Area Covered under Plantation (Public and Forest Lands)
- (vi) ICDS Blocks Operational (Cum.)
- (vii) Anganwadis Functional (Cum.)
- (viii) Food Security: (Antyodaya Anna Yojana)
- (ix) Food Security: (Targeted Public Distribution System)

4. The performance of **four** items has been **‘Good’** (80% to 90% of target). These items are:

- (i) Houses Constructed – IAY
- (ii) Supply of Electricity
- (iii) Road Constructed-PMGSY
- (iv) SC Families Assisted

5. The performance of **five** items has been **‘Poor’** (below 80% of target). These items are:

- (i) Habitations covered (NC and PC)- ARWSP
- (ii) Slipped back habitations and habitations with water quality problems addressed- ARWSP
- (iii) Village Electrified-RGGVY
- (iv) Houses constructed – EWS/LIG
- (v) Urban Poor Families Assisted under Seven Point Charter

6. Some of items under TPP-2006 like “National Rural Employment Guarantee Act-NREGA”, “Self help Groups formed under SGSY”, “Sanitation Programme in Rural Areas” and “Institutional Delivery” being demand driven are being monitored without target. The item “Sapoorna Gramin Rojgar Yojana (SGRY)” has been merged with NREGA with effect from 1st April, 2008. The items - “Distribution of Wasteland to the landless” & Minimum Wages Enforcement (including Farm Labour) will be monitored without any target as the concerned Nodal Ministries are unable to provide the target. These items shall not be considered for the purpose of ranking. The frequency of the item “ST Families Assisted” has been changed with the concurrence of Ministry of Tribal Affairs from monthly to annual as monitoring on monthly basis is not feasible. The items where quarterly/ annual targets have been provided by the Ministries concerned, monthly targets have been worked out on prorata basis.

7. MPR has not been received from the States/UT of Manipur, Mizoram and Dadra & Nagar Haveli till the finalization of this report. Therefore, the performance of these States/UT has not been included.

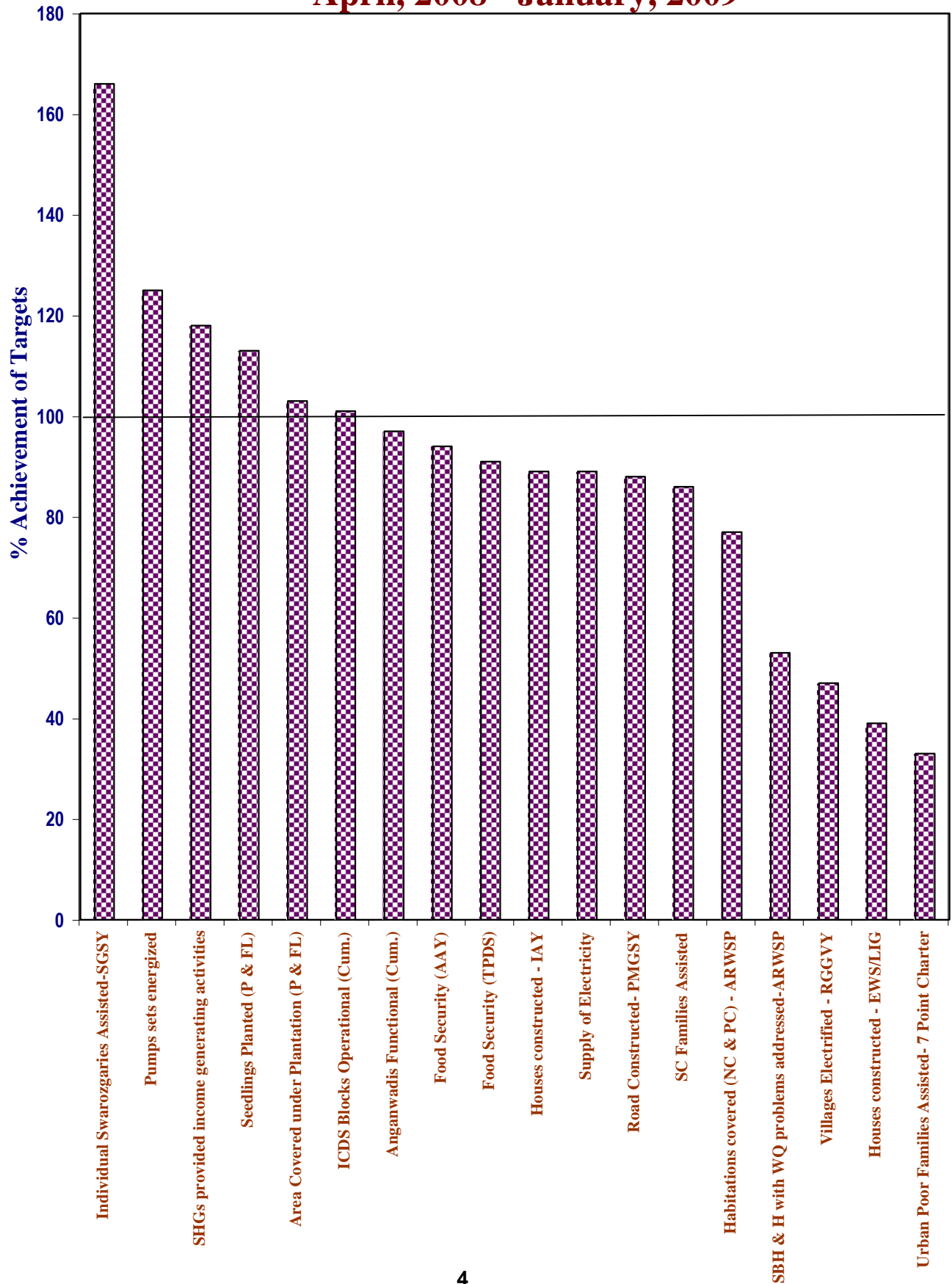
HIGHLIGHTS

Sl. No.	Item	Achievement for April, 2008-January, 2009
Employment Generated under NREGS.		
1	No.of Job cards issued	6.85 crore
2	Employment generated	152.00 crore mandays
3	Wages given	Rs. 13580.08 crore
Swaranjayanti Gram Swarajgar Yojana		
4	No. of Individual Swarozgaries Assisted	4,85,083
Self help Groups		
5	No.of SHGs formed	3,93,741
6	No.of SHGs to whom income generating activities provided	1,25,292
Distribution of waste land to the landless		
7	Land distributed	1,03,384 hectare
Minimum Wages Enforcement (Including Farm Labour)		
8	No.of Inspections made	1,74,550
9	No.of Irregularities detected	38,586
10	No.of Irregularities rectified	38,359
11	No.of Claims filed	4,513
12	No.of Claims settled	4,738
13	No.of Prosecution cases Pending	11,595
14	No.of Prosecution cases filed	86
15	No.of Prosecution cases decided	186
Food Security: (i) TPDS (ii) AAY		
16	Food Security: Targeted Public Distribution System (TPDS)	286.89 lakh tones
17	Food Security: Antyodaya Anna Yojana (AAY)	80.22 lakh tones
Rural Housing- Indira Awaas Yojana		
18	No.of Houses constructed	13,21,578
EWS/LIG Houses in Urban Areas		
19	No. of Houses constructed	38,404

Contd.....

Sl. No.	Item	Achievement for April, 2008-January, 2009
Rural Areas. - Accelerated Rural Water Supply Programme		
20	Habitations covered (NC and PC)	9,459
21	Slipped back habitations and habitations with water quality problems addressed	78,784
Sanitation Programme in Rural Areas		
22	No.of Individual household latrines constructed	84.20 lakh
Institutional Delivery		
23	No.of Deliveries in Institutions	126.74 lakh
SC Families Assisted		
24	No.of SC Families Assisted	34.17 lakh
Universalisation of ICDS Schemes		
25	No. of ICDS Blocks Operational (Cum.)	6,338
Functional Anganwadis		
26	No.of Anganwadis Functional (Cum.)	10.26 lakh
Number of Urban poor families assisted under seven point charter viz. land tenure, housing at affordable cost, water, sanitation, health, education, and social security.		
27	No. of Poor Families Assisted	23,020
Afforestation:		
(i) Area Covered under Plantation (Public&Forest Lands)		
(ii) Seedlings planted (Public and Forest Lands)		
28	Area Covered under Plantation (Public and Forest Lands)	15.26 lakh hectares
29	No. of Seedlings planted (Public and Forest Lands)	108.42 crore
Rural Road- PMGSY		
30	Length of Road Constructed	37,871 Kms
Rajiv Gandhi Grameen Vidyutikaran Yojana		
31	No.of Villages Electrified	7,405
Energized Pumps sets		
32	No.of Pumps sets energized	2,19,672
Supply of Electricity		
33	Electricity supplied	5,63,132 million units (MU)

PERFORMANCE DURING April, 2008 - January, 2009



ACHIEVEMENT HIGHLIGHTS

PERFORMANCE DURING APRIL, 2008 TO JANUARY, 2009

The cumulative performance during April, 2008 to January, 2009 has been "Very Good" for 9 items, "Good" for 4 items, and "Poor" for 5 items.

A. "Very Good" Performance (90% or above of targets)

<u>No.</u>	<u>Items</u>	<u>% Achievement</u>
01B01	Individual Swarozgaries Assisted - SGSY	166
18D01	Pumps sets energized	125
01E02	SHGs provided income generating activities	118
15A02	Seedlings Planted (P & FL)	113
15A01	Area Covered under Plantation (P& FL)	103
12A01	ICDS Blocks Operational (Cum.)	101
12B01	Anganwadis Functional (Cum.)	97
05B02	Food Security: (AAY)	94
05A02	Food Security(TPDS)	91

B. "Good" Performance (80% to 90%)

06A01	Houses constructed - IAY	89
18E02	Supply of Electricity	89
17A01	Road Constructed- PMGSY	88
10A01	SC Families Assisted	86

C. Areas of concern-where the performance is below 80%

07A01	Habitations covered (NC and PC) - ARWSP	77
07A02	SB habitations & problems addressed-ARWSP	53
18B01	Villages Electrified - RGGVY	47
06B01	Houses constructed - EWS/LIG	39
14A01	Urban Poor Families Assisted- 7 Point Charter	33

Table - A
Targets for 2008-2009 & April, 2008 to January, 2009 and achievements during the period April, 2008 to January, 2009
ALL INDIA PERFORMANCE

Sl. No.	Item Code	Item Description	Units	Targets		Achievements	% Achievements of Targets during April,2008-January,2009
				2008-2009	April,2008-January,2009	April,2008-January,2009	
1	01B01	Individual Swarozgaries Assisted - SGSY	Number	3,80,981	2,92,100	4,85,083	166
2	01E02	SHGs provided income generating activities	Number	1,38,168	1,05,918	1,25,292	118
3	05A02	Food Security:Targeted Public Ditrubution System(TPDS)	Tonnes	3,65,51,980	3,14,90,804	2,86,89,264	91
4	05B02	Food Security:Antodaya Anna Yojana(AAY)	Tonnes	1,01,74,988	84,96,508	80,22,299	94
5	06A01	Houses constructed - IAY	Number	21,27,165	14,88,999	13,21,578	89
6	06B01	Houses constructed - EWS/LIG	Number	1,19,504	99,528	38,404	39
7	07A01	Habitations covered (NC and PC) - ARWSP	Number	16,763	12,285	9,459	77
8	07A02	Slipped back habitations and habitations with water quality problems addressed- ARWSP	Number	2,01,135	1,47,496	78,784	53
9	10A01	SC Families Assisted	Number	47,74,200	39,78,400	34,17,379	86
10	12A01	ICDS Blocks Operational (Cum.)	Number	6,284	6,284	6,338	101
11	12B01	Anganwadis Functional (Cum.)	Number	10,52,638	10,52,638	10,26,286	97
12	14A01	Urban Poor Families Assisted under Seven Point Charter	Number	84,502	70,387	23,020	33
13	15A01	Area Covered under Plantation (Public and Forest Lands)	Hectares	17,71,420	14,76,070	15,25,793	103
14	15A02	Seedlings Planted (Public and Forest Lands)	Number	1,15,14,25,000	95,95,20,710	1,08,42,47,299	113
15	17A01	Road Constructed- PMGSY	Kilometer	64,440	42,960	37,871	88
16	18B01	Villages Electrified - RGGVY	Number	19,000	15,798	7,405	47
17	18D01	Pumps sets energized	Number	2,11,635	1,76,345	2,19,672	125
18	18E02	Electricity supplied	Million Units	6,34,015	6,34,015	5,63,132	89

Table - B**STATE-WISE PERFORMANCE DURING APRIL, 2008 TO JANUARY, 2009 (PERCENT ACHIEVEMENT)**

Item No.	Description	ALL INDIA	AP	ARP	AS	BI	CHHA.	DELHI	GOA
01B01	Individual Swarozgaries Assisted - SGSY	166	220	0	14	8	109	NA	19
01E02	SHGs provided income generating activities	118	200	0	87	53	74	NA	124
05A02	Food security (Targeted Public Distribution system)	91	102	90	100	50	88	98	98
05B02	Food Security (Antodaya Anna Yojana)	94	102	99	101	74	100	88	87
06A01	Houses constructed - IAY	89	136	86	58	80	11	NA	80
06B01	Houses constructed - EWS/LIG	39	NA	242	0	NA	86	2	0
07A01	Habitations covered (NC and PC) - ARWSP	77	NA	21	301	NA	NA	NA	100
07A02	Slipped back habitations and habitations with water quality problems addressed-ARWSP	53	88	13	26	21	6	NA	NA
10A01	SC Families Assisted	86	51	NA	15	4	127	16	76
12A01	ICDS Blocks Operational (Cum.)	101	100	100	127	100	98	100	100
12B01	Anganwadis Functional (Cum.)	97	98	100	84	99	91	100	100
14A01	Urban Poor Families Assisted under Seven Point Charter	33	NA	NA	0	NA	216	NA	NA
15A01	Area Covered under Plantation (Public and Forest Lands)	103	123	5	43	136	67	580	58
15A02	Seedlings Planted (Public and Forest Lands)	113	179	6	38	136	76	8,476	177
17A01	Road Constructed- PMGSY	88	83	192	9	123	66	NA	0
18B01	Villages Electrified - RGGVY	47	NA	0	49	34	0	NA	NA
18D01	Pumps sets energized	125	NA	NA	NA	NA	204	NA	NA
18E02	Supply of Electricity	89	93	63	89	83	97	99	98

NA - Not Applicable

Table - B(Contd.)

STATE-WISE PERFORMANCE DURING APRIL, 2008 TO JANUARY, 2009 (PERCENT ACHIEVEMENT)

Item No.	Description	ALL INDIA	GUJ	HRY	HP	J&K	JHAR.	KAR	KER
01B01	Individual Swarozgaries Assisted - SGSY	166	360	147	495	200	159	439	97
01E02	SHGs provided income generating activities	118	388	71	101	6	142	85	81
05A02	Food security (Targeted Public Distribution system)	91	87	72	100	100	84	97	96
05B02	Food Security (Antodaya Anna Yojana)	94	101	92	104	104	97	101	101
06A01	Houses constructed - IAY	89	101	75	115	103	93	118	107
06B01	Houses constructed - EWS/LIG	39	61	0	NA	NA	NA	24	64
07A01	Habitations covered (NC and PC) - ARWSP	77	NA	NA	NA	12	NA	0	136
07A02	Slipped back habitations and habitations with water quality problems addressed-ARWSP	53	90	116	107	0	43	6	760
10A01	SC Families Assisted	86	108	76	92	76	147	89	168
12A01	ICDS Blocks Operational (Cum.)	101	100	100	100	101	100	100	100
12B01	Anganwadis Functional (Cum.)	97	99	100	100	74	101	100	100
14A01	Urban Poor Families Assisted under Seven Point Charter	33	161	NA	NA	NA	NA	22	NA
15A01	Area Covered under Plantation (Public and Forest Lands)	103	117	157	102	30	30	89	43
15A02	Seedlings Planted (Public and Forest Lands)	113	138	254	102	13	42	111	62
17A01	Road Constructed- PMGSY	88	136	164	101	13	224	93	11
18B01	Villages Electrified - RGGVY	47	NA	NA	NA	88	45	39	NA
18D01	Pumps sets energized	125	228	120	NA	NA	NA	151	NA
18E02	Supply of Electricity	89	89	92	100	76	95	94	88

NA - Not Applicable

Table - B(Contd.)

STATE-WISE PERFORMANCE DURING APRIL, 2008 TO JANUARY, 2009 (PERCENT ACHIEVEMENT)

Item No.	Description	ALL INDIA	MP	MAH	MANI	MEGH	MIZ	NAGA	ORI
01B01	Individual Swarozgaries Assisted - SGSY	166	262	44	0	96	0	32	17
01E02	SHGs provided income generating activities	118	127	87	0	110	0	66	70
05A02	Food security (Targeted Public Distribution system)	91	96	90	86	102	87	112	99
05B02	Food Security (Antodaya Anna Yojana)	94	97	89	84	102	91	108	100
06A01	Houses constructed - IAY	89	105	75	4	30	41	167	37
06B01	Houses constructed - EWS/LIG	39	NA	223	NA	NA	0	NA	222
07A01	Habitations covered (NC and PC) - ARWSP	77	NA	66	NA	33	NA	9	NA
07A02	Slipped back habitations and habitations with water quality problems addressed-ARWSP	53	133	150	NA	36	0	9	136
10A01	SC Families Assisted	86	47	28	0	NA	NA	NA	37
12A01	ICDS Blocks Operational (Cum.)	101	100	99	100	100	100	100	100
12B01	Anganwadis Functional (Cum.)	97	100	95	100	98	100	100	100
14A01	Urban Poor Families Assisted under Seven Point Charter	33	NA	0	NA	43	NA	NA	NA
15A01	Area Covered under Plantation (Public and Forest Lands)	103	72	258	104	49	13	1	143
15A02	Seedlings Planted (Public and Forest Lands)	113	69	200	175	54	33	1	100
17A01	Road Constructed- PMGSY	88	98	64	8	25	77	53	42
18B01	Villages Electrified - RGGVY	47	19	NA	0	406	0	0	82
18D01	Pumps sets energized	125	118	NA	NA	NA	NA	NA	NA
18E02	Supply of Electricity	89	84	79	88	80	83	94	98

NA - Not Applicable

Table - B(Contd.)

STATE-WISE PERFORMANCE DURING APRIL, 2008 TO JANUARY, 2009 (PERCENT ACHIEVEMENT)

Item No.	Description	ALL INDIA	PUDU	PUN	RAJ	SIK	TN	TRI	UTTA.
01B01	Individual Swarozgaries Assisted - SGSY	166	0	177	81	78	16	0	115
01E02	SHGs provided income generating activities	118	114	51	49	58	69	37	115
05A02	Food security (Targeted Public Distribution system)	91	48	75	96	102	100	98	84
05B02	Food Security (Antodaya Anna Yojana)	94	32	61	97	101	104	105	90
06A01	Houses constructed - IAY	89	6	82	82	106	129	67	99
06B01	Houses constructed - EWS/LIG	39	4	NA	86	40	NA	32	NA
07A01	Habitations covered (NC and PC) - ARWSP	77	14	42	40	NA	NA	NA	48
07A02	Slipped back habitations and habitations with water quality problems addressed-ARWSP	53	150	36	20	0	115	289	128
10A01	SC Families Assisted	86	40	48	101	85	100	31	103
12A01	ICDS Blocks Operational (Cum.)	101	100	100	100	100	100	104	100
12B01	Anganwadis Functional (Cum.)	97	100	100	100	100	100	100	95
14A01	Urban Poor Families Assisted under Seven Point Charter	33	NA	NA	NA	77	42	NA	NA
15A01	Area Covered under Plantation (Public and Forest Lands)	103	82	61	124	39	78	80	241
15A02	Seedlings Planted (Public and Forest Lands)	113	448	57	96	35	34	126	251
17A01	Road Constructed- PMGSY	88	NA	78	151	92	61	4	110
18B01	Villages Electrified - RGGVY	47	NA	NA	57	0	NA	0	96
18D01	Pumps sets energized	125	NA	94	153	NA	77	NA	254
18E02	Supply of Electricity	89	87	89	99	96	92	91	99

NA - Not Applicable

Table - B(Contd.)

STATE-WISE PERFORMANCE DURING APRIL, 2008 TO JANUARY, 2009 (PERCENT ACHIEVEMENT)

Item No.	Description	ALL INDIA	UP	WB	A&N	CHND.	D&N	D&D	LAKSH
01B01	Individual Swarozgaries Assisted - SGSY	166	404	149	89	NA	89	56	219
01E02	SHGs provided income generating activities	118	98	410	210	NA	10	0	70
05A02	Food security (Targeted Public Distribution system)	91	92	94	62	91	0	24	55
05B02	Food Security (Antodaya Anna Yojana)	94	96	87	87	62	0	19	120
06A01	Houses constructed - IAY	89	106	82	6	NA	6	4	42
06B01	Houses constructed - EWS/LIG	39	NA	0	NA	NA	NA	NA	NA
07A01	Habitations covered (NC and PC) - ARWSP	77	NA	NA	0	NA	NA	NA	0
07A02	Slipped back habitations and habitations with water quality problems addressed-ARWSP	53	39	12	0	NA	NA	NA	NA
10A01	SC Families Assisted	86	86	12	NA	100	NA	NA	NA
12A01	ICDS Blocks Operational (Cum.)	101	100	100	100	100	100	100	100
12B01	Anganwadis Functional (Cum.)	97	100	97	100	100	100	91	100
14A01	Urban Poor Families Assisted under Seven Point Charter	33	NA	NA	NA	NA	NA	NA	NA
15A01	Area Covered under Plantation (Public and Forest Lands)	103	152	25	102	302	97	110	100
15A02	Seedlings Planted (Public and Forest Lands)	113	246	62	137	260	191	384	90
17A01	Road Constructed- PMGSY	88	83	65	NA	NA	NA	NA	NA
18B01	Villages Electrified - RGGVY	47	33	72	NA	NA	NA	NA	NA
18D01	Pumps sets energized	125	NA	24	NA	NA	NA	NA	NA
18E02	Supply of Electricity	89	79	97	79	100	96	88	100

NA - Not Applicable

Table - C

Items in which the States/UTs performance is Very Good (90% and above),
Good (80% to 90%) and Poor (below 80%) during the period
April, 2008 to January, 2009

1. ANDHRA PRADESH

Very Good

Individual Swarozgaries Assisted - SGSY, SHGs provided income generating activities, Food Security:Targeted Public Distribution System(TPDS), Food Security:Antodaya Anna Yojana(AAY), Houses constructed - IAY, ICDS Blocks Operational (Cum.), Anganwadis Functional (Cum.), Area Covered under Plantation (Public and Forest Lands), Seedlings Planted (Public and Forest Lands), Electricity supplied

Good

Slipped back habitations and habitations with water quality problems addressed-ARWSP, Road Constructed- PMGSY

Poor

SC Families Assisted

2. ARUNACHAL PRADESH

Very Good

Food Security:Targeted Public Distribution System(TPDS), Food Security:Antodaya Anna Yojana(AAY), Houses constructed - EWS/LIG, ICDS Blocks Operational (Cum.), Anganwadis Functional (Cum.), Road Constructed- PMGSY

Good

Houses constructed - IAY

Poor

Individual Swarozgaries Assisted - SGSY, SHGs provided income generating activities, Habitations covered (NC and PC) - ARWSP, Slipped back habitations and habitations with water quality problems addressed-ARWSP, Area Covered under Plantation (Public and Forest Lands), Seedlings Planted (Public and Forest Lands), Villages Electrified - RGGVY, Electricity supplied

3. ASSAM

Very Good

Food Security:Targeted Public Distribution System(TPDS), Food Security:Antodaya Anna Yojana(AAY), Habitations covered (NC and PC) - ARWSP, ICDS Blocks Operational (Cum.)

Good

SHGs provided income generating activities, Anganwadis Functional (Cum.), Electricity supplied

Poor

Individual Swarozgaries Assisted - SGSY, Houses constructed - IAY, Houses constructed - EWS/LIG, Slipped back habitations and habitations with water quality problems addressed-ARWSP, SC Families Assisted, Urban Poor Families Assisted under Seven Point Charter, Area Covered under Plantation (Public and Forest Lands), Seedlings Planted (Public and Forest Lands), Road Constructed- PMGSY, Villages Electrified - RGGVY

4. BIHAR

Very Good

ICDS Blocks Operational (Cum.), Anganwadis Functional (Cum.), Area Covered under Plantation (Public and Forest Lands), Seedlings Planted (Public and Forest Lands), Road Constructed- PMGSY

Good

Houses constructed - IAY, Electricity supplied

Poor

Individual Swarozgaries Assisted - SGSY, SHGs provided income generating activities, Food Security:Targeted Public Distribution System(TPDS), Food Security:Antodaya Anna Yojana(AAY), Slipped back habitations and habitations with water quality problems addressed-ARWSP, SC Families Assisted, Villages Electrified - RGGVY

Table - C (Contd.)

5. CHHATISGARH

Very Good

Individual Swarozgaries Assisted - SGSY, Food Security:Antodaya Anna Yojana(AAY), SC Families Assisted, ICDS Blocks Operational (Cum.), Anganwadis Functional (Cum.), Urban Poor Families Assisted under Seven Point Charter, Pumps sets energized, Electricity supplied

Good

Food Security:Targeted Public Distribution System(TPDS), Houses constructed - EWS/LIG

Poor

SHGs provided income generating activities, Houses constructed - IAY, Slipped back habitations and habitations with water quality problems addressed-ARWSP, Area Covered under Plantation (Public and Forest Lands), Seedlings Planted (Public and Forest Lands), Road Constructed- PMGSY, Villages Electrified - RGGVY

6. DELHI

Very Good

Food Security:Targeted Public Distribution System(TPDS), ICDS Blocks Operational (Cum.), Anganwadis Functional (Cum.), Area Covered under Plantation (Public and Forest Lands), Seedlings Planted (Public and Forest Lands), Electricity supplied

Good

Food Security:Antodaya Anna Yojana(AAY)

Poor

Houses constructed - EWS/LIG, SC Families Assisted

7. GOA

Very Good

SHGs provided income generating activities, Food Security:Targeted Public Distribution System(TPDS), Habitations covered (NC and PC) - ARWSP, ICDS Blocks Operational (Cum.), Anganwadis Functional (Cum.), Seedlings Planted (Public and Forest Lands), Electricity supplied

Good

Food Security:Antodaya Anna Yojana(AAY), Houses constructed - IAY

Poor

Individual Swarozgaries Assisted - SGSY, Houses constructed - EWS/LIG, SC Families Assisted, Area Covered under Plantation (Public and Forest Lands), Road Constructed- PMGSY

8. GUJARAT

Very Good

Individual Swarozgaries Assisted - SGSY, SHGs provided income generating activities, Food Security:Antodaya Anna Yojana(AAY), Houses constructed - IAY, Slipped back habitations and habitations with water quality problems addressed-ARWSP, SC Families Assisted, ICDS Blocks Operational (Cum.), Anganwadis Functional (Cum.), Urban Poor Families Assisted under Seven Point Charter, Area Covered under Plantation (Public and Forest Lands), Seedlings Planted (Public and Forest Lands), Road Constructed- PMGSY, Pumps sets energized

Good

Food Security:Targeted Public Distribution System(TPDS), Electricity supplied

Poor

Houses constructed - EWS/LIG

Table - C (Contd.)

9. HARYANA

Very Good

Individual Swarozgaries Assisted - SGSY, Food Security:Antodaya Anna Yojana(AAY), Slipped back habitations and habitations with water quality problems addressed-ARWSP, ICDS Blocks Operational (Cum.), Anganwadis Functional (Cum.), Area Covered under Plantation (Public and Forest Lands), Seedlings Planted (Public and Forest Lands), Road Constructed- PMGSY, Pumps sets energized, Electricity supplied

Poor

SHGs provided income generating activities, Food Security:Targeted Public Distribution System(TPDS), Houses constructed - IAY, Houses constructed - EWS/LIG, SC Families Assisted

10. HIMACHAL PRADESH

Very Good

Individual Swarozgaries Assisted - SGSY, SHGs provided income generating activities, Food Security:Targeted Public Distribution System(TPDS), Food Security:Antodaya Anna Yojana(AAY), Houses constructed - IAY, Slipped back habitations and habitations with water quality problems addressed-ARWSP, SC Families Assisted, ICDS Blocks Operational (Cum.), Anganwadis Functional (Cum.), Area Covered under Plantation (Public and Forest Lands), Seedlings Planted (Public and Forest Lands), Road Constructed- PMGSY, Electricity supplied

11. JAMMU AND KASHMIR

Very Good

Individual Swarozgaries Assisted - SGSY, Food Security:Targeted Public Distribution System(TPDS), Food Security:Antodaya Anna Yojana(AAY), Houses constructed - IAY, ICDS Blocks Operational (Cum.)

Good

Villages Electrified - RGGVY

Poor

SHGs provided income generating activities, Habitations covered (NC and PC) - ARWSP, Slipped back habitations and habitations with water quality problems addressed-ARWSP, SC Families Assisted, Anganwadis Functional (Cum.), Area Covered under Plantation (Public and Forest Lands), Seedlings Planted (Public and Forest Lands), Road Constructed- PMGSY, Electricity supplied

12. JHARKHAND

Very Good

Individual Swarozgaries Assisted - SGSY, SHGs provided income generating activities, Food Security:Antodaya Anna Yojana(AAY), Houses constructed - IAY, SC Families Assisted, ICDS Blocks Operational (Cum.), Anganwadis Functional (Cum.), Road Constructed- PMGSY, Electricity supplied

Good

Food Security:Targeted Public Distribution System(TPDS)

Poor

Slipped back habitations and habitations with water quality problems addressed-ARWSP, Area Covered under Plantation (Public and Forest Lands), Seedlings Planted (Public and Forest Lands), Villages Electrified - RGGVY

Table - C (Contd.)

13. KARNATAKA

Very Good

Individual Swarozgaries Assisted - SGSY, Food Security:Targeted Public Distribution System(TPDS), Food Security:Antodaya Anna Yojana(AAY), Houses constructed - IAY, ICDS Blocks Operational (Cum.), Anganwadis Functional (Cum.), Seedlings Planted (Public and Forest Lands), Road Constructed- PMGSY, Pumps sets energized, Electricity supplied

Good

SHGs provided income generating activities, SC Families Assisted, Area Covered under Plantation (Public and Forest Lands)

Poor

Houses constructed - EWS/LIG, Habitations covered (NC and PC) - ARWSP, Slipped back habitations and habitations with water quality problems addressed-ARWSP, Urban Poor Families Assisted under Seven Point Charter, Villages Electrified - RGGVY

14. KERALA

Very Good

Individual Swarozgaries Assisted - SGSY, Food Security:Targeted Public Distribution System(TPDS), Food Security:Antodaya Anna Yojana(AAY), Houses constructed - IAY, Habitations covered (NC and PC) - ARWSP, Slipped back habitations and habitations with water quality problems addressed-ARWSP, SC Families Assisted, ICDS Blocks Operational (Cum.), Anganwadis Functional (Cum.)

Good

SHGs provided income generating activities, Electricity supplied

Poor

Houses constructed - EWS/LIG, Area Covered under Plantation (Public and Forest Lands), Seedlings Planted (Public and Forest Lands), Road Constructed- PMGSY

15. MADHYA PRADESH

Very Good

Individual Swarozgaries Assisted - SGSY, SHGs provided income generating activities, Food Security:Targeted Public Distribution System(TPDS), Food Security:Antodaya Anna Yojana(AAY), Houses constructed - IAY, Slipped back habitations and habitations with water quality problems addressed-ARWSP, ICDS Blocks Operational (Cum.), Anganwadis Functional (Cum.), Road Constructed- PMGSY, Pumps sets energized

Good

Electricity supplied

Poor

SC Families Assisted, Area Covered under Plantation (Public and Forest Lands), Seedlings Planted (Public and Forest Lands), Villages Electrified - RGGVY

16. MAHARASHTRA

Very Good

Food Security:Targeted Public Distribution System(TPDS), Houses constructed - EWS/LIG, Slipped back habitations and habitations with water quality problems addressed-ARWSP, ICDS Blocks Operational (Cum.), Anganwadis Functional (Cum.), Area Covered under Plantation (Public and Forest Lands), Seedlings Planted (Public and Forest Lands)

Good

SHGs provided income generating activities, Food Security:Antodaya Anna Yojana(AAY)

Poor

Individual Swarozgaries Assisted - SGSY, Houses constructed - IAY, Habitations covered (NC and PC) - ARWSP, SC Families Assisted, Urban Poor Families Assisted under Seven Point Charter, Road Constructed- PMGSY, Electricity supplied

Table - C (Contd.)

17. MANIPUR

Very Good

ICDS Blocks Operational (Cum.), Anganwadis Functional (Cum.), Area Covered under Plantation (Public and Forest Lands), Seedlings Planted (Public and Forest Lands)

Good

Food Security:Targeted Public Distribution System(TPDS), Food Security:Antodaya Anna Yojana(AAY), Electricity supplied

Poor

Individual Swarozgaries Assisted - SGSY, SHGs provided income generating activities, Houses constructed - IAY, SC Families Assisted, Road Constructed- PMGSY, Villages Electrified - RGGVY

18. MEGHALAYA

Very Good

Individual Swarozgaries Assisted - SGSY, SHGs provided income generating activities, Food Security:Targeted Public Distribution System(TPDS), Food Security:Antodaya Anna Yojana(AAY), ICDS Blocks Operational (Cum.), Anganwadis Functional (Cum.), Villages Electrified - RGGVY

Good

Electricity supplied

Poor

Houses constructed - IAY, Habitations covered (NC and PC) - ARWSP, Slipped back habitations and habitations with water quality problems addressed-ARWSP, Urban Poor Families Assisted under Seven Point Charter, Area Covered under Plantation (Public and Forest Lands), Seedlings Planted (Public and Forest Lands), Road Constructed- PMGSY

19. MIZORAM

Very Good

Food Security:Antodaya Anna Yojana(AAY), ICDS Blocks Operational (Cum.), Anganwadis Functional (Cum.)

Good

Food Security:Targeted Public Distribution System(TPDS), Electricity supplied

Poor

Individual Swarozgaries Assisted - SGSY, SHGs provided income generating activities, Houses constructed - IAY, Houses constructed - EWS/LIG, Slipped back habitations and habitations with water quality problems addressed-ARWSP, Area Covered under Plantation (Public and Forest Lands), Seedlings Planted (Public and Forest Lands), Road Constructed- PMGSY, Villages Electrified - RGGVY

20. NAGALAND

Very Good

Food Security:Targeted Public Distribution System(TPDS), Food Security:Antodaya Anna Yojana(AAY), Houses constructed - IAY, ICDS Blocks Operational (Cum.), Anganwadis Functional (Cum.), Electricity supplied

Poor

Individual Swarozgaries Assisted - SGSY, SHGs provided income generating activities, Habitations covered (NC and PC) - ARWSP, Slipped back habitations and habitations with water quality problems addressed-ARWSP, Area Covered under Plantation (Public and Forest Lands), Seedlings Planted (Public and Forest Lands), Road Constructed- PMGSY, Villages Electrified - RGGVY

Table - C (Contd.)

21. ORISSA

Very Good

Food Security:Targeted Public Distribution System(TPDS), Food Security:Antodaya Anna Yojana(AAY), Houses constructed - EWS/LIG, Slipped back habitations and habitations with water quality problems addressed-ARWSP, ICDS Blocks Operational (Cum.), Anganwadis Functional (Cum.), Area Covered under Plantation (Public and Forest Lands), Seedlings Planted (Public and Forest Lands), Electricity supplied

Good

Villages Electrified - RGGVY

Poor

Individual Swarozgaries Assisted - SGSY, SHGs provided income generating activities, Houses constructed - IAY, SC Families Assisted, Road Constructed- PMGSY

22. PUDUCHERRY

Very Good

SHGs provided income generating activities, Slipped back habitations and habitations with water quality problems addressed-ARWSP, ICDS Blocks Operational (Cum.), Anganwadis Functional (Cum.), Seedlings Planted (Public and Forest Lands)

Good

Area Covered under Plantation (Public and Forest Lands), Electricity supplied

Poor

Individual Swarozgaries Assisted - SGSY, Food Security:Targeted Public Distribution System(TPDS), Food Security:Antodaya Anna Yojana(AAY), Houses constructed - IAY, Houses constructed - EWS/LIG, Habitations covered (NC and PC) - ARWSP, SC Families Assisted

23. PUNJAB

Very Good

Individual Swarozgaries Assisted - SGSY, ICDS Blocks Operational (Cum.), Anganwadis Functional (Cum.), Pumps sets energized

Good

Houses constructed - IAY, Electricity supplied

Poor

SHGs provided income generating activities, Food Security:Targeted Public Distribution System(TPDS), Food Security:Antodaya Anna Yojana(AAY), Habitations covered (NC and PC) - ARWSP, Slipped back habitations and habitations with water quality problems addressed-ARWSP, SC Families Assisted, Area Covered under Plantation (Public and Forest Lands), Seedlings Planted (Public and Forest Lands), Road Constructed- PMGSY

24. RAJASTHAN

Very Good

Food Security:Targeted Public Distribution System(TPDS), Food Security:Antodaya Anna Yojana(AAY), SC Families Assisted, ICDS Blocks Operational (Cum.), Anganwadis Functional (Cum.), Area Covered under Plantation (Public and Forest Lands), Seedlings Planted (Public and Forest Lands), Road Constructed- PMGSY, Pumps sets energized, Electricity supplied

Good

Individual Swarozgaries Assisted - SGSY, Houses constructed - IAY, Houses constructed - EWS/LIG

Poor

SHGs provided income generating activities, Habitations covered (NC and PC) - ARWSP, Slipped back habitations and habitations with water quality problems addressed-ARWSP, Villages Electrified - RGGVY

Table - C (Contd.)

25. SIKKIM

Very Good

Food Security:Targeted Public Distribution System(TPDS), Food Security:Antodaya Anna Yojana(AAY), Houses constructed - IAY, ICDS Blocks Operational (Cum.), Anganwadis Functional (Cum.), Road Constructed- PMGSY, Electricity supplied

Good

SC Families Assisted

Poor

Individual Swarozgaries Assisted - SGSY, SHGs provided income generating activities, Houses constructed - EWS/LIG, Slipped back habitations and habitations with water quality problems addressed-ARWSP, Urban Poor Families Assisted under Seven Point Charter, Area Covered under Plantation (Public and Forest Lands), Seedlings Planted (Public and Forest Lands), Villages Electrified - RGGVY

26. TAMIL NADU

Very Good

Food Security:Targeted Public Distribution System(TPDS), Food Security:Antodaya Anna Yojana(AAY), Houses constructed - IAY, Slipped back habitations and habitations with water quality problems addressed-ARWSP, SC Families Assisted, ICDS Blocks Operational (Cum.), Anganwadis Functional (Cum.), Electricity supplied

Poor

Individual Swarozgaries Assisted - SGSY, SHGs provided income generating activities, Urban Poor Families Assisted under Seven Point Charter, Area Covered under Plantation (Public and Forest Lands), Seedlings Planted (Public and Forest Lands), Road Constructed- PMGSY, Pumps sets energized

27. TRIPURA

Very Good

Food Security:Targeted Public Distribution System(TPDS), Food Security:Antodaya Anna Yojana(AAY), Slipped back habitations and habitations with water quality problems addressed-ARWSP, ICDS Blocks Operational (Cum.), Anganwadis Functional (Cum.), Seedlings Planted (Public and Forest Lands), Electricity supplied

Good

Area Covered under Plantation (Public and Forest Lands)

Poor

Individual Swarozgaries Assisted - SGSY, SHGs provided income generating activities, Houses constructed - IAY, Houses constructed - EWS/LIG, SC Families Assisted, Road Constructed- PMGSY, Villages Electrified - RGGVY

28. UTTARAKHAND

Very Good

Individual Swarozgaries Assisted - SGSY, SHGs provided income generating activities, Food Security:Antodaya Anna Yojana(AAY), Houses constructed - IAY, Slipped back habitations and habitations with water quality problems addressed-ARWSP, SC Families Assisted, ICDS Blocks Operational (Cum.), Anganwadis Functional (Cum.), Area Covered under Plantation (Public and Forest Lands), Seedlings Planted (Public and Forest Lands), Road Constructed- PMGSY, Villages Electrified - RGGVY, Pumps sets energized, Electricity supplied

Good

Food Security:Targeted Public Distribution System(TPDS)

Poor

Habitations covered (NC and PC) - ARWSP

Table - C (Contd.)

29. UTTAR PRADESH

Very Good

Individual Swarozgaries Assisted - SGSY, SHGs provided income generating activities, Food Security:Targeted Public Distribution System(TPDS), Food Security:Antodaya Anna Yojana(AAY), Houses constructed - IAY, ICDS Blocks Operational (Cum.), Anganwadis Functional (Cum.), Area Covered under Plantation (Public and Forest Lands), Seedlings Planted (Public and Forest Lands)

Good

SC Families Assisted, Road Constructed- PMGSY

Poor

Slipped back habitations and habitations with water quality problems addressed-ARWSP, Villages Electrified - RGGVY, Electricity supplied

30. WEST BENGAL

Very Good

Individual Swarozgaries Assisted - SGSY, SHGs provided income generating activities, Food Security:Targeted Public Distribution System(TPDS), ICDS Blocks Operational (Cum.), Anganwadis Functional (Cum.), Electricity supplied

Good

Food Security:Antodaya Anna Yojana(AAY), Houses constructed - IAY

Poor

Houses constructed - EWS/LIG, Slipped back habitations and habitations with water quality problems addressed-ARWSP, SC Families Assisted, Area Covered under Plantation (Public and Forest Lands), Seedlings Planted (Public and Forest Lands), Road Constructed- PMGSY, Villages Electrified - RGGVY, Pumps sets energized

31. ANDAMAN AND NICOBAR ISLANDS

Very Good

SHGs provided income generating activities, ICDS Blocks Operational (Cum.), Anganwadis Functional (Cum.), Area Covered under Plantation (Public and Forest Lands), Seedlings Planted (Public and Forest Lands)

Good

Individual Swarozgaries Assisted - SGSY, Food Security:Antodaya Anna Yojana(AAY)

Poor

Food Security:Targeted Public Distribution System(TPDS), Houses constructed - IAY, Habitations covered (NC and PC) - ARWSP, Slipped back habitations and habitations with water quality problems addressed-ARWSP, Electricity supplied

32. CHANDIGARH

Very Good

Food Security:Targeted Public Distribution System(TPDS), SC Families Assisted, ICDS Blocks Operational (Cum.), Anganwadis Functional (Cum.), Area Covered under Plantation (Public and Forest Lands), Seedlings Planted (Public and Forest Lands), Electricity supplied

Poor

Food Security:Antodaya Anna Yojana(AAY)

Table - C (Contd.)
33. DADRA AND NAGAR HAVELI

Very Good

ICDS Blocks Operational (Cum.), Anganwadis Functional (Cum.), Area Covered under Plantation (Public and Forest Lands), Seedlings Planted (Public and Forest Lands), Electricity supplied

Good

Individual Swarozgaries Assisted - SGSY

Poor

SHGs provided income generating activities, Food Security:Targeted Public Distribution System(TPDS), Food Security:Antodaya Anna Yojana(AAY), Houses constructed - IAY

34. DAMAN AND DIU

Very Good

ICDS Blocks Operational (Cum.), Anganwadis Functional (Cum.), Area Covered under Plantation (Public and Forest Lands), Seedlings Planted (Public and Forest Lands)

Good

Electricity supplied

Poor

Individual Swarozgaries Assisted - SGSY, SHGs provided income generating activities, Food Security:Targeted Public Distribution System(TPDS), Food Security:Antodaya Anna Yojana(AAY), Houses constructed - IAY

35. LAKSHADWEEP

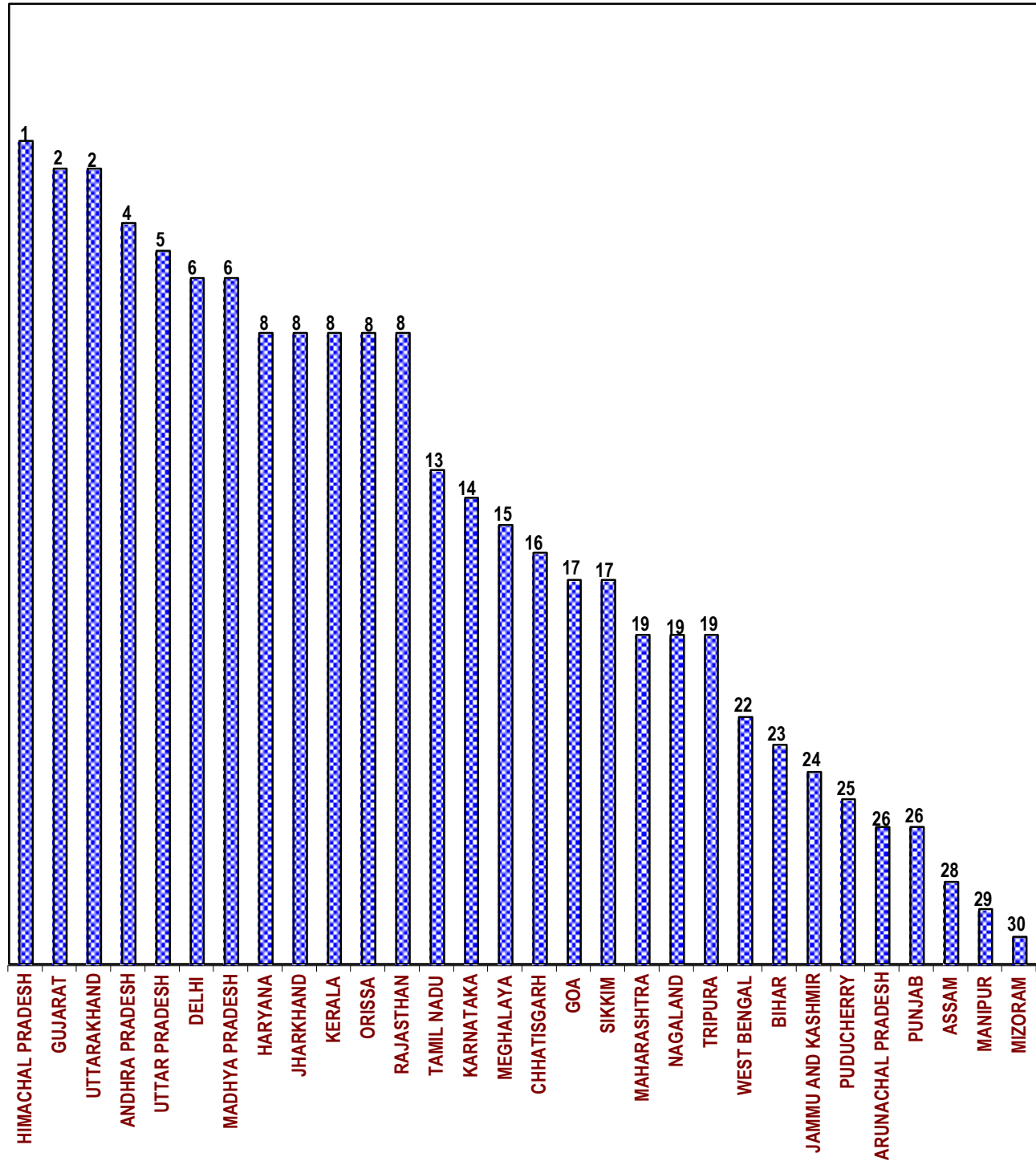
Very Good

Individual Swarozgaries Assisted - SGSY, Food Security:Antodaya Anna Yojana(AAY), ICDS Blocks Operational (Cum.), Anganwadis Functional (Cum.), Area Covered under Plantation (Public and Forest Lands), Seedlings Planted (Public and Forest Lands), Electricity supplied

Poor

SHGs provided income generating activities, Food Security:Targeted Public Distribution System(TPDS), Houses constructed - IAY, Habitations covered (NC and PC) - ARWSP

Ranking of States: During April, 2008-January, 2009



States

Table - D

SCORE CARD AND RANKING OF STATES ACCORDING TO THEIR PERFORMANCE
During the period April, 2008 to January, 2009

States	No. of Items/ Parameters	Max Score	Parameters in category				Total Marks	% Ach.	RANK
			A	B	C	D			
HIMACHAL PRADESH	13	39	13	0	0	0	39	100	1
GUJARAT	16	48	13	2	1	0	44	92	2
UTTARAKHAND	16	48	14	0	2	0	44	92	2
ANDHRA PRADESH	13	39	10	1	2	0	34	87	4
UTTAR PRADESH	14	42	9	1	4	0	33	79	5
DELHI	9	27	6	0	3	0	21	78	6
MADHYA PRADESH	15	45	10	0	5	0	35	78	6
HARYANA	15	45	10	0	4	1	34	76	8
JHARKHAND	14	42	9	0	5	0	32	76	8
KERALA	15	45	9	1	5	0	34	76	8
ORISSA	15	45	9	1	5	0	34	76	8
RAJASTHAN	17	51	10	2	5	0	39	76	8
TAMIL NADU	15	45	8	1	6	0	32	71	13
KARNATAKA	18	54	10	1	6	1	38	70	14
MEGHALAYA	15	45	7	1	7	0	30	67	15
CHHATISGARH	17	51	8	1	7	1	33	65	16
GOA	14	42	7	0	5	2	26	62	17
SIKKIM	16	48	7	2	5	2	30	62	17
MAHARASHTRA	16	48	7	0	8	1	29	60	19
NAGALAND	14	42	6	0	7	1	25	60	19
TRIPURA	15	45	7	0	6	2	27	60	19
WEST BENGAL	16	48	6	1	8	1	28	58	22
BIHAR	14	42	5	0	9	0	24	57	23
JAMMU AND KASHMIR	15	45	5	1	8	1	25	56	24
PUDUCHERRY	14	42	5	0	8	1	23	55	25
ARUNACHAL PRADESH	15	45	6	0	6	3	24	53	26
PUNJAB	15	45	4	1	10	0	24	53	26
ASSAM	17	51	4	2	9	2	25	49	28
MANIPUR	13	39	4	0	5	4	17	44	29
MIZORAM	14	42	3	0	6	5	15	36	30

NORMS FOR RANKING

The criteria for performance assessment of States is as follows:

	<u>Marks</u>
Category "A" Where the Achievement is 90% or above of the target	3
Category "B" Where the Achievement is above National Average	2
Category "C" Where the Achievement is below National Average	1
Category "D" Where their is NIL Performance	0

Note: For ranking of the states, the All-India Percent achievement is taken as the National Average.

PART - II

TWENTY POINT PROGRAMME - 2006

ITEM-WISE PERFORMANCE TABLES

Table - 1

Employment generation under the NREG Scheme

Sl. No.	State/UT Name	No. of job cards issued (Number) April,2008- January,2009	Employment generated (Number) April,2008- January,2009	Wages given (Rupees) April,2008- January,2009
		(3)	(4)	(5)
1	ANDHRA PRADESH	34,94,247	18,25,17,514	15,89,86,04,822
2	ARUNACHAL PRADESH	0	0	0
3	ASSAM	27,62,975	5,10,90,000	4,50,85,97,000
4	BIHAR	98,60,699	7,22,81,000	9,06,65,78,000
5	CHHATISGARH	33,24,425	9,51,81,000	6,96,14,15,000
6	DELHI	0	0	0
7	GOA	641	41	4,500
8	GUJARAT	26,17,868	1,18,75,000	77,28,83,000
9	HARYANA	3,41,878	39,58,000	57,41,41,000
10	HIMACHAL PRADESH	7,91,847	1,39,76,000	1,38,31,07,000
11	JAMMU AND KASHMIR	4,15,732	42,20,036	32,76,54,800
12	JHARKHAND	13,61,560	6,28,74,810	6,42,55,24,860
13	KARNATAKA	33,52,698	1,73,66,000	1,35,92,12,000
14	KERALA	17,24,704	99,49,114	1,40,02,58,000
15	MADHYA PRADESH	1,12,25,415	21,24,20,000	16,19,04,38,000
16	MAHARASHTRA	15,73,859	2,55,36,000	2,42,85,75,000
17	MANIPUR	1,02,718	9,87,000	3,98,12,000
18	MEGHALAYA	2,25,427	44,47,000	43,68,31,000
19	MIZORAM	0	0	0
20	NAGALAND	2,91,000	17,14,000	36,00,31,000
21	ORISSA	8,95,851	2,53,19,000	2,42,83,23,000
22	PUDUCHERRY	70,989	1,64,000	1,28,44,000
23	PUNJAB	4,47,481	34,49,000	22,89,41,000
24	RAJASTHAN	83,22,799	38,59,89,000	34,03,04,96,000
25	SIKKIM	63,085	11,62,459	23,19,22,000
26	TAMIL NADU	86,28,229	9,75,80,000	7,80,40,37,100
27	TRIPURA	6,00,803	2,31,34,000	2,94,17,00,000
28	UTTARAKHAND	4,35,427	65,23,100	54,17,97,700
29	UTTAR PRADESH	49,63,739	15,47,37,677	15,46,80,60,080
30	WEST BENGAL	6,10,266	5,13,47,000	3,95,67,79,000
31	ANDAMAN AND NICOBAR ISLANDS	17,911	1,14,717	98,53,276
32	CHANDIGARH	0	0	0
33	DADRA AND NAGAR HAVELI	7,000	6,926	7,50,000
34	DAMAN AND DIU	0	0	0
35	LAKSHADWEEP	2,610	1,15,000	1,16,39,000
Grand Total		6,85,33,883	1,52,00,34,394	1,35,80,08,09,138

Swaranjayanti Gram Swarojgar Yojana

Individual Swarojgaries Assisted

% Achievement of Target

During April, 2008-January, 2009

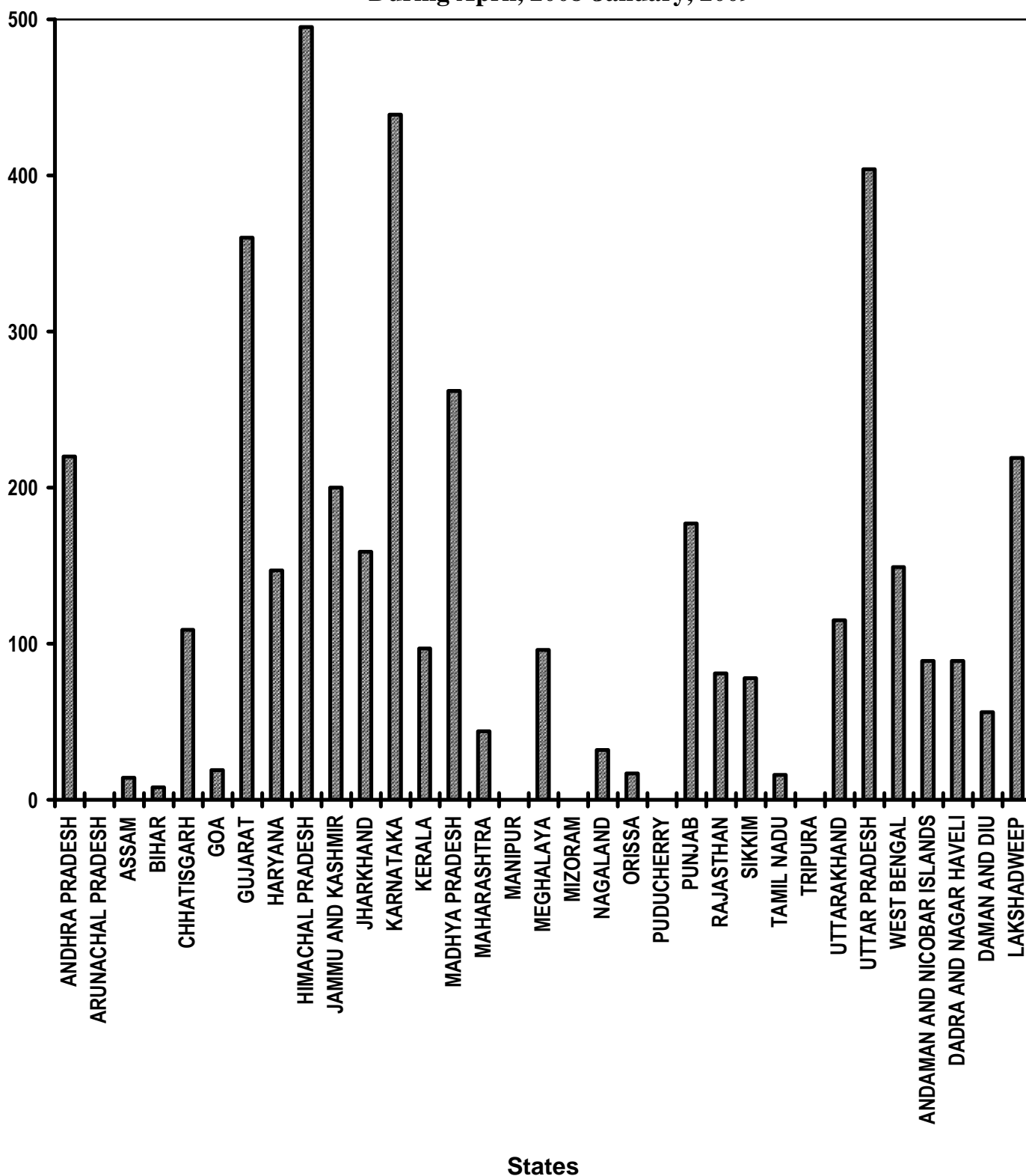


Table - 2

Swaranjayanti Gram Swarojgar Yojana
Individual Swarozgaries Assisted
(Unit: Number)

Sl. No.	State/UT Name	Target		Achievement April,2008-January,2009	Percent Achievement April,2008-January,2009
		2008-2009	April,2008-January,2009		
(1)	(2)	(3)	(4)	(5)	(5)/(4)
1	ANDHRA PRADESH	20,231	15,510	34,198	220
2	ARUNACHAL PRADESH	1,055	809	0	0
3	ASSAM	27,423	21,024	2,887	14
4	BIHAR	48,127	36,897	2,831	8
5	CHHATISGARH	10,688	8,194	8,932	109
6	GOA	238	182	34	19
7	GUJARAT	7,615	5,838	21,036	360
8	HARYANA	4,480	3,434	5,045	147
9	HIMACHAL PRADESH	1,886	1,446	7,157	495
10	JAMMU AND KASHMIR	2,335	1,790	3,587	200
11	JHARKHAND	18,146	13,912	22,070	159
12	KARNATAKA	15,277	11,712	51,430	439
13	KERALA	6,854	5,254	5,120	97
14	MADHYA PRADESH	22,905	17,560	46,042	262
15	MAHARASHTRA	30,200	23,153	10,111	44
16	MANIPUR	1,839	1,410	0	0
17	MEGHALAYA	2,060	1,579	1,509	96
18	MIZORAM	477	390	0	0
19	NAGALAND	1,414	1,084	342	32
20	ORISSA	23,138	17,739	2,948	17
21	PUDUCHERRY	286	219	0	0
22	PUNJAB	2,177	1,669	2,946	177
23	RAJASTHAN	11,600	8,893	7,232	81
24	SIKKIM	528	404	314	78
25	TAMIL NADU	17,889	13,715	2,262	16
26	TRIPURA	3,320	2,545	0	0
27	UTTARAKHAND	3,648	2,796	3,205	115
28	UTTAR PRADESH	69,286	53,119	2,14,436	404
29	WEST BENGAL	25,715	19,715	29,287	149
30	ANDAMAN AND NICOBAR ISLANDS	36	27	24	89
31	DADRA AND NAGAR HAVELI	36	27	24	89
32	DAMAN AND DIU	36	27	15	56
33	LAKSHADWEEP	36	27	59	219
Grand Total		3,80,981	2,92,100	4,85,083	166

Very Good:(90% or above of targets)

ANDHRA PRADESH, CHHATISGARH, GUJARAT, HARYANA, HIMACHAL PRADESH, JAMMU AND KASHMIR, JHARKHAND, KARNATAKA, KERALA, MADHYA PRADESH, MEGHALAYA, PUNJAB, UTTARAKHAND, UTTAR PRADESH, WEST BENGAL, LAKSHADWEEP

Good:(Between 80% to 90% targets)

RAJASTHAN, ANDAMAN AND NICOBAR ISLANDS, DADRA AND NAGAR HAVELI

Poor:(Below 80% of targets)

ARUNACHAL PRADESH, ASSAM, BIHAR, GOA, MAHARASHTRA, MANIPUR, MIZORAM, NAGALAND, ORISSA, PUDUCHERRY, SIKKIM, TAMIL NADU, TRIPURA, DAMAN AND DIU

Table - 3(A)

Self Help Groups (SHG)
(Unit: Number)

		Formed under SGSY (Number) April,2008- January,2009
Sl. No.	State/UT Name	
(1)	(2)	(3)
1	ANDHRA PRADESH	34,399
2	ARUNACHAL PRADESH	0
3	ASSAM	18,409
4	BIHAR	15,438
5	CHHATISGARH	4,058
6	DELHI	0
7	GOA	66
8	GUJARAT	36,695
9	HARYANA	3,641
10	HIMACHAL PRADESH	776
11	JAMMU AND KASHMIR	553
12	JHARKHAND	12,231
13	KARNATAKA	5,827
14	KERALA	910
15	MADHYA PRADESH	21,505
16	MAHARASHTRA	24,915
17	MANIPUR	258
18	MEGHALAYA	473
19	MIZORAM	0
20	NAGALAND	418
21	ORISSA	8,577
22	PUDUCHERRY	196
23	PUNJAB	581
24	RAJASTHAN	1,35,721
25	SIKKIM	240
26	TAMIL NADU	12,030
27	TRIPURA	3,243
28	UTTARAKHAND	489
29	UTTAR PRADESH	26,674
30	WEST BENGAL	25,376
31	ANDAMAN AND NICOBAR ISLANDS	42
32	CHANDIGARH	0
33	DADRA AND NAGAR HAVELI	0
34	DAMAN AND DIU	0
35	LAKSHADWEEP	0
Grand Total		3,93,741

Self Help Groups (SHG)

To whom income generating activities provided

% Achievement of Target
During April, 2008-January, 2009

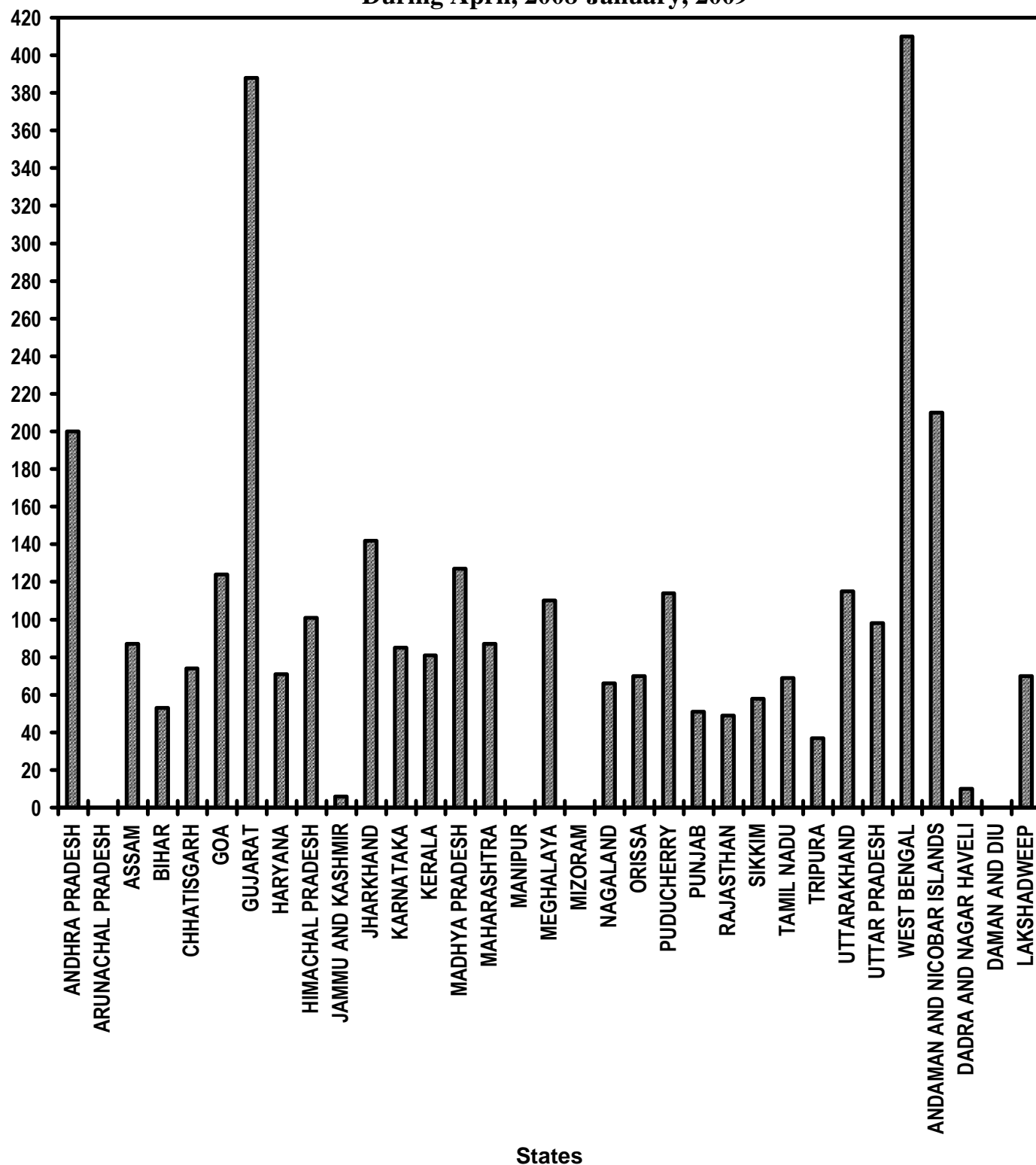


Table - 3(B)

Self Help Groups (SHG)
To whom income generating activities provided
(Unit: Number)

Sl. No.	State/UT Name	Target		Achievement April,2008-January,2009	Percent Achievement April,2008-January,2009
		2008-2009	April,2008-January,2009		
(1)	(2)	(3)	(4)	(5)	(5)/(4)
1	ANDHRA PRADESH	7,337	5,625	11,237	200
2	ARUNACHAL PRADESH	383	293	0	0
3	ASSAM	9,946	7,625	6,659	87
4	BIHAR	17,454	13,381	7,123	53
5	CHHATISGARH	3,876	2,971	2,211	74
6	GOA	86	66	82	124
7	GUJARAT	2,762	2,117	8,217	388
8	HARYANA	1,625	1,245	880	71
9	HIMACHAL PRADESH	684	524	531	101
10	JAMMU AND KASHMIR	846	648	36	6
11	JHARKHAND	6,580	5,044	7,170	142
12	KARNATAKA	5,540	4,247	3,627	85
13	KERALA	2,486	1,906	1,551	81
14	MADHYA PRADESH	8,306	6,368	8,100	127
15	MAHARASHTRA	10,954	8,398	7,302	87
16	MANIPUR	666	510	0	0
17	MEGHALAYA	746	572	630	110
18	MIZORAM	173	133	0	0
19	NAGALAND	512	392	259	66
20	ORISSA	8,391	6,433	4,502	70
21	PUDUCHERRY	104	80	91	114
22	PUNJAB	789	605	308	51
23	RAJASTHAN	4,206	3,224	1,580	49
24	SIKKIM	191	146	84	58
25	TAMIL NADU	6,488	4,974	3,453	69
26	TRIPURA	1,204	923	341	37
27	UTTARAKHAND	1,323	1,014	1,165	115
28	UTTAR PRADESH	25,128	19,264	18,837	98
29	WEST BENGAL	9,326	7,150	29,287	410
30	ANDAMAN AND NICOBAR ISLANDS	14	10	21	210
31	DADRA AND NAGAR HAVELI	14	10	1	10
32	DAMAN AND DIU	14	10	0	0
33	LAKSHADWEEP	14	10	7	70
Grand Total		1,38,168	1,05,918	1,25,292	118

Very Good:(90% or above of targets)

ANDHRA PRADESH, GOA, GUJARAT, HIMACHAL PRADESH, JHARKHAND, MADHYA PRADESH, MEGHALAYA, PUDUCHERRY, UTTARAKHAND, UTTAR PRADESH, WEST BENGAL, ANDAMAN AND NICOBAR ISLANDS

Good:(Between 80% to 90% targets)

ASSAM, KARNATAKA, KERALA, MAHARASHTRA

Poor:(Below 80% of targets)

ARUNACHAL PRADESH, BIHAR, CHHATISGARH, HARYANA, JAMMU AND KASHMIR, MANIPUR, MIZORAM, NAGALAND, ORISSA, PUNJAB, RAJASTHAN, SIKKIM, TAMIL NADU, TRIPURA, DADRA AND NAGAR HAVELI, DAMAN AND DIU, LAKSHADWEEP

Table - 4

**Distribution of waste land to the landless
(Unit: Hectare)**

		Total Land Distributed (Hectare) April,2008- January,2009
Sl. No.	State/UT Name	
(1)	(2)	(3)
1	ANDHRA PRADESH	791
2	ARUNACHAL PRADESH	0
3	ASSAM	46
4	BIHAR	25
5	CHHATISGARH	24,567
6	DELHI	0
7	GOA	0
8	GUJARAT	3,680
9	HARYANA	0
10	JAMMU AND KASHMIR	0
11	JHARKHAND	617
12	KARNATAKA	0
13	KERALA	0
14	MADHYA PRADESH	54,333
15	MAHARASHTRA	0
16	MANIPUR	0
17	MEGHALAYA	0
18	MIZORAM	0
19	NAGALAND	0
20	ORISSA	1,088
21	PUDUCHERRY	0
22	PUNJAB	0
23	RAJASTHAN	0
24	SIKKIM	9
25	TAMIL NADU	12,629
26	TRIPURA	0
27	UTTARAKHAND	0
28	UTTAR PRADESH	5,599
29	WEST BENGAL	0
30	ANDAMAN AND NICOBAR ISLANDS	0
31	CHANDIGARH	0
32	DADRA AND NAGAR HAVELI	0
33	DAMAN AND DIU	0
34	LAKSHADWEEP	0
Grand Total		1,03,384

Table - 5(A)

Minimum Wages Enforcement (including Farm Labour)

Sl. No.	State/UT Name	Agriculture and Farm Workers: Inspections made (Number) April,2008-January,2009	Agriculture and Farm Workers: Irregularities detected (Number) April,2008-January,2009	Agriculture and Farm Workers: Irregularities rectified (Number) April,2008-January,2009
		(3)	(4)	(5)
1	ANDHRA PRADESH	0	0	0
2	ARUNACHAL PRADESH	0	0	0
3	ASSAM	0	0	0
4	BIHAR	92,015	13,576	13,532
5	CHHATISGARH	0	0	0
6	DELHI	0	0	0
7	GOA	2	14	0
8	GUJARAT	50,895	8,253	18,189
9	HARYANA	0	0	0
10	HIMACHAL PRADESH	0	0	0
11	JAMMU AND KASHMIR	0	0	0
12	JHARKHAND	0	0	0
13	KARNATAKA	0	0	0
14	KERALA	2	2	0
15	MADHYA PRADESH	0	0	0
16	MAHARASHTRA	0	0	0
17	MANIPUR	0	0	0
18	MEGHALAYA	74	0	0
19	MIZORAM	0	0	0
20	NAGALAND	0	0	0
21	ORISSA	12,057	8,160	6,599
22	PUDUCHERRY	0	4,155	0
23	PUNJAB	157	0	0
24	RAJASTHAN	1,764	9	5
25	SIKKIM	0	0	0
26	TAMIL NADU	0	0	0
27	TRIPURA	0	0	0
28	UTTARAKHAND	1,136	60	34
29	UTTAR PRADESH	16,448	4,357	0
30	WEST BENGAL	0	0	0
31	ANDAMAN AND NICOBAR ISLANDS	0	0	0
32	CHANDIGARH	0	0	0
33	DADRA AND NAGAR HAVELI	0	0	0
34	DAMAN AND DIU	0	0	0
35	LAKSHADWEEP	0	0	0
Grand Total		1,74,550	38,586	38,359

Table - 5(B)

Minimum Wages Enforcement (including Farm Labour)
(Unit: Number)

		Agriculture and Farm Workers: Claims filed (Number) April,2008- January,2009	Agriculture and Farm Workers: Claims settled (Number) April,2008- January,2009
Sl. No.	State/UT Name	(3)	(4)
1	ANDHRA PRADESH	0	0
2	ARUNACHAL PRADESH	0	0
3	ASSAM	0	0
4	BIHAR	4,482	4,676
5	CHHATISGARH	0	0
6	DELHI	0	0
7	GOA	0	0
8	GUJARAT	8	2
9	HARYANA	11	53
10	HIMACHAL PRADESH	0	0
11	JAMMU AND KASHMIR	0	0
12	JHARKHAND	0	0
13	KARNATAKA	0	0
14	KERALA	0	0
15	MADHYA PRADESH	0	0
16	MAHARASHTRA	0	0
17	MANIPUR	0	0
18	MEGHALAYA	0	0
19	MIZORAM	0	0
20	NAGALAND	0	0
21	ORISSA	0	0
22	PUDUCHERRY	0	0
23	PUNJAB	0	0
24	RAJASTHAN	8	7
25	SIKKIM	0	0
26	TAMIL NADU	0	0
27	TRIPURA	0	0
28	UTTARAKHAND	4	0
29	UTTAR PRADESH	0	0
30	WEST BENGAL	0	0
31	ANDAMAN AND NICOBAR ISLANDS	0	0
32	CHANDIGARH	0	0
33	DADRA AND NAGAR HAVELI	0	0
34	DAMAN AND DIU	0	0
35	LAKSHADWEEP	0	0
Grand Total		4,513	4,738

Table - 5(C)

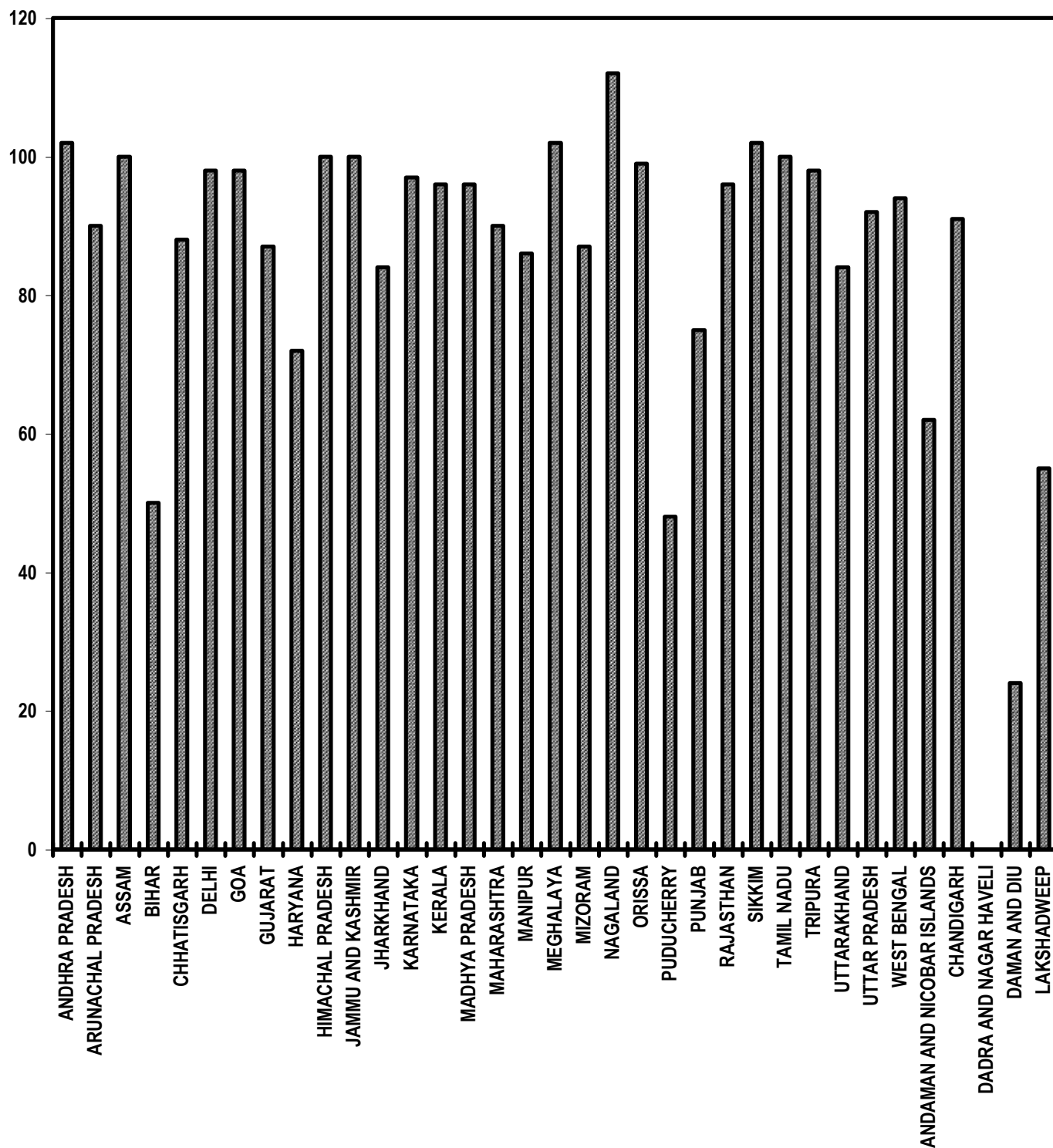
Minimum Wages Enforcement (including Farm Labour)

Sl. No.	State/UT Name	Agriculture and Farm Workers: Prosecution cases Pending (Number) April,2008-January,2009	Agriculture and Farm Workers: Prosecution cases filed (Number) April,2008-January,2009	Agriculture and Farm Workers: Prosecution cases decided (Number) April,2008-January,2009
		(3)	(4)	(5)
1	ANDHRA PRADESH	0	0	0
2	ARUNACHAL PRADESH	0	0	0
3	ASSAM	0	0	0
4	BIHAR	402	2	0
5	CHHATISGARH	0	0	0
6	DELHI	0	0	0
7	GOA	8	8	0
8	GUJARAT	9,662	63	154
9	HARYANA	0	0	0
10	HIMACHAL PRADESH	0	0	0
11	JAMMU AND KASHMIR	0	0	0
12	JHARKHAND	0	0	0
13	KARNATAKA	0	0	0
14	KERALA	0	0	0
15	MADHYA PRADESH	0	0	0
16	MAHARASHTRA	0	0	0
17	MANIPUR	0	0	0
18	MEGHALAYA	0	0	0
19	MIZORAM	0	0	0
20	NAGALAND	0	0	0
21	ORISSA	1,331	2	0
22	PUDUCHERRY	0	0	0
23	PUNJAB	0	0	0
24	RAJASTHAN	3	0	2
25	SIKKIM	0	0	0
26	TAMIL NADU	0	0	0
27	TRIPURA	0	0	0
28	UTTARAKHAND	62	7	26
29	UTTAR PRADESH	127	4	4
30	WEST BENGAL	0	0	0
31	ANDAMAN AND NICOBAR ISLANDS	0	0	0
32	CHANDIGARH	0	0	0
33	DADRA AND NAGAR HAVELI	0	0	0
34	DAMAN AND DIU	0	0	0
35	LAKSHADWEEP	0	0	0
Grand Total		11,595	86	186

Food security (Targeted Public Distribution system)

Off take

% Achievement of Target
During April, 2008-January, 2009



States

Table - 6(A)

Food security (Targeted Public Distribution system)

Sl. No.	State/UT Name	Allocation of Food Grains (Tonnes) April,2008-January,2009	Off take April,2008-January,2009	Percentage of offtake w.r.t. Allocation of Food Grains
		(3)	(4)	(5)
1	ANDHRA PRADESH	29,02,860	29,75,169	102
2	ARUNACHAL PRADESH	84,630	76,072	90
3	ASSAM	11,71,880	11,74,179	100
4	BIHAR	24,21,860	12,00,790	50
5	CHHATISGARH	7,63,820	6,72,913	88
6	DELHI	4,93,790	4,84,373	98
7	GOA	30,610	29,929	98
8	GUJARAT	8,19,351	7,10,164	87
9	HARYANA	4,41,170	3,15,603	72
10	HIMACHAL PRADESH	3,83,980	3,85,135	100
11	JAMMU AND KASHMIR	6,50,670	6,52,933	100
12	JHARKHAND	8,72,290	7,31,156	84
13	KARNATAKA	16,86,544	16,31,986	97
14	KERALA	9,38,170	8,98,774	96
15	MADHYA PRADESH	16,30,300	15,58,466	96
16	MAHARASHTRA	25,78,330	23,16,658	90
17	MANIPUR	88,430	76,380	86
18	MEGHALAYA	1,19,730	1,21,594	102
19	MIZORAM	69,090	60,157	87
20	NAGALAND	1,05,730	1,18,750	112
21	ORISSA	15,35,420	15,24,391	99
22	PUDUCHERRY	30,880	14,776	48
23	PUNJAB	4,60,600	3,47,261	75
24	RAJASTHAN	10,97,890	10,57,675	96
25	SIKKIM	36,850	37,759	102
26	TAMIL NADU	30,62,360	30,58,670	100
27	TRIPURA	2,24,670	2,19,626	98
28	UTTARAKHAND	2,93,210	2,46,035	84
29	UTTAR PRADESH	39,46,690	36,19,669	92
30	WEST BENGAL	25,09,300	23,51,758	94
31	ANDAMAN AND NICOBAR ISLANDS	24,129	15,026	62
32	CHANDIGARH	3,190	2,894	91
33	DADRA AND NAGAR HAVELI	6,740	0	0
34	DAMAN AND DIU	1,800	423	24
35	LAKSHADWEEP	3,840	2,120	55
Grand Total		3,14,90,804	2,86,89,264	91

Very Good:(90% or above of targets)

ANDHRA PRADESH, ARUNACHAL PRADESH, ASSAM, DELHI, GOA, HIMACHAL PRADESH, JAMMU AND KASHMIR, KARNATAKA, KERALA, MADHYA PRADESH, MAHARASHTRA, MEGHALAYA, NAGALAND, ORISSA, RAJASTHAN, SIKKIM, TAMIL NADU, TRIPIURA, UTTAR PRADESH, WEST BENGAL, CHANDIGARH

Good:(Between 80% to 90% targets)

CHHATISGARH, GUJARAT, JHARKHAND, MANIPUR, MIZORAM, UTTARAKHAND

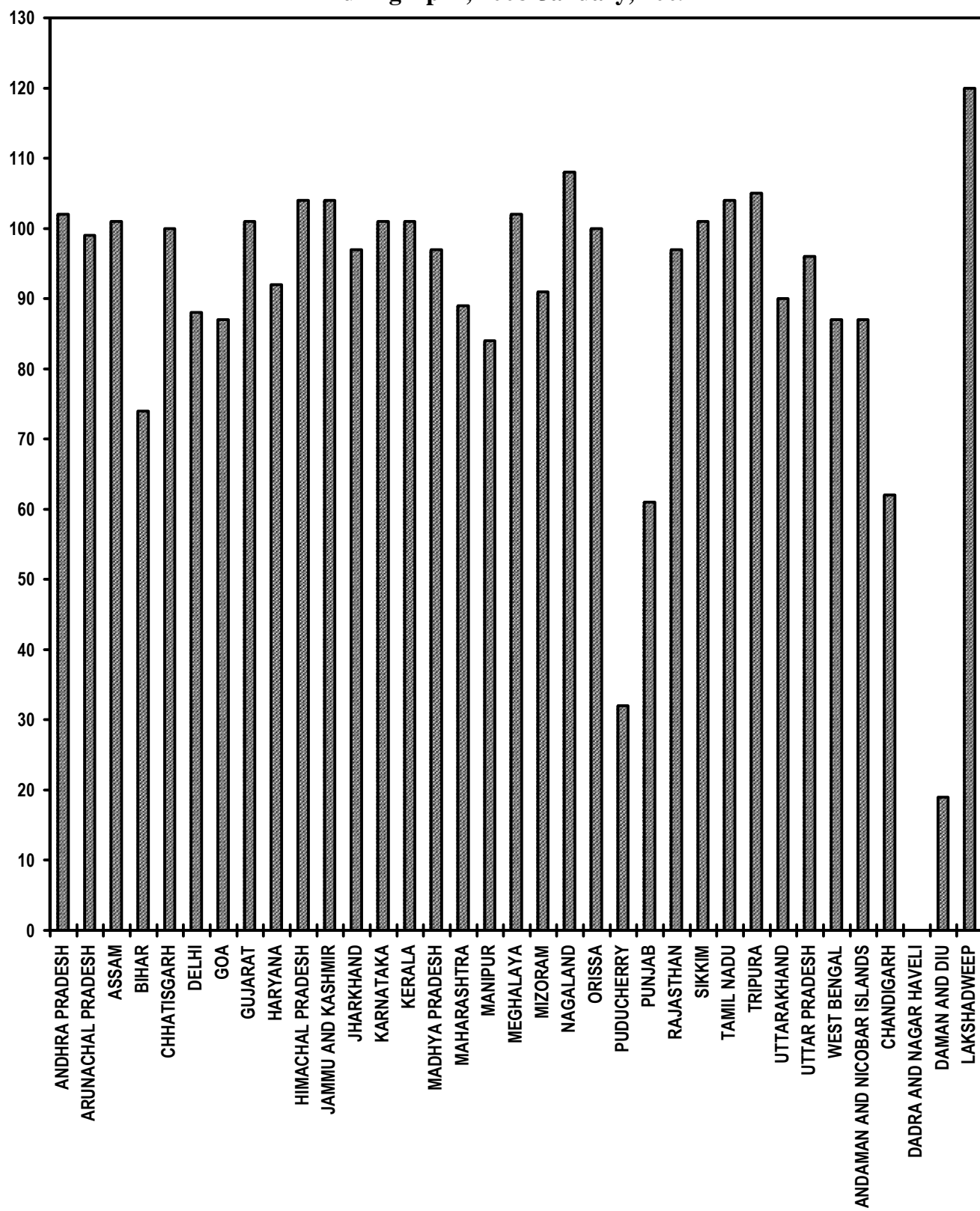
Poor:(Below 80% of targets)

BIHAR, HARYANA, PUDUCHERRY, PUNJAB, ANDAMAN AND NICOBAR ISLANDS, DADRA AND NAGAR HAVELI, DAMAN AND DIU, LAKSHADWEEP

Food security(Antyodaya Anna Yojana)

Off take

% Achievement of Target
During April, 2008-January, 2009



States

Table - 6(B)

Food Security (Antyodaya Anna Yojana)

Sl. No.	State/UT Name	Allocation of Food Grains (Tonnes) April,2008-January,2009	Off take April,2008-January,2009	Percentage of offtake w.r.t. Allocation of Food Grains
		(3)	(4)	(5)
1	ANDHRA PRADESH	5,45,240	5,56,524	102
2	ARUNACHAL PRADESH	13,310	13,209	99
3	ASSAM	2,46,410	2,47,709	101
4	BIHAR	8,49,990	6,28,516	74
5	CHHATISGARH	2,51,620	2,51,620	100
6	DELHI	52,570	46,116	88
7	GOA	5,090	4,431	87
8	GUJARAT	2,83,400	2,85,561	101
9	HARYANA	1,02,350	93,879	92
10	HIMACHAL PRADESH	68,950	71,878	104
11	JAMMU AND KASHMIR	89,490	93,489	104
12	JHARKHAND	3,21,280	3,10,990	97
13	KARNATAKA	4,19,910	4,25,338	101
14	KERALA	2,08,550	2,11,012	101
15	MADHYA PRADESH	5,53,550	5,39,407	97
16	MAHARASHTRA	8,62,400	7,70,792	89
17	MANIPUR	22,270	18,597	84
18	MEGHALAYA	24,570	25,153	102
19	MIZORAM	9,100	8,300	91
20	NAGALAND	16,640	18,030	108
21	ORISSA	4,42,600	4,43,792	100
22	PUDUCHERRY	11,290	3,646	32
23	PUNJAB	62,800	38,342	61
24	RAJASTHAN	3,26,240	3,18,046	97
25	SIKKIM	5,780	5,823	101
26	TAMIL NADU	6,52,620	6,76,531	104
27	TRIPURA	39,600	41,457	105
28	UTTARAKHAND	52,930	47,810	90
29	UTTAR PRADESH	14,32,900	13,75,254	96
30	WEST BENGAL	5,18,070	4,48,703	87
31	ANDAMAN AND NICOBAR ISLANDS	1,500	1,308	87
32	CHANDIGARH	718	444	62
33	DADRA AND NAGAR HAVELI	1,830	0	0
34	DAMAN AND DIU	530	100	19
35	LAKSHADWEEP	410	492	120
Grand Total		84,96,508	80,22,299	94

Very Good:(90% or above of targets)

ANDHRA PRADESH, ARUNACHAL PRADESH, ASSAM, CHHATISGARH, GUJARAT, HARYANA, HIMACHAL PRADESH, JAMMU AND KASHMIR, JHARKHAND, KARNATAKA, KERALA, MADHYA PRADESH, MEGHALAYA, MIZORAM, NAGALAND, ORISSA, RAJASTHAN, SIKKIM, TAMIL NADU, TRIPIRA, UTTARAKHAND, UTTAR

Good:(Between 80% to 90% targets)

DELHI, GOA, MAHARASHTRA, MANIPUR, WEST BENGAL, ANDAMAN AND NICOBAR ISLANDS

Poor:(Below 80% of targets)

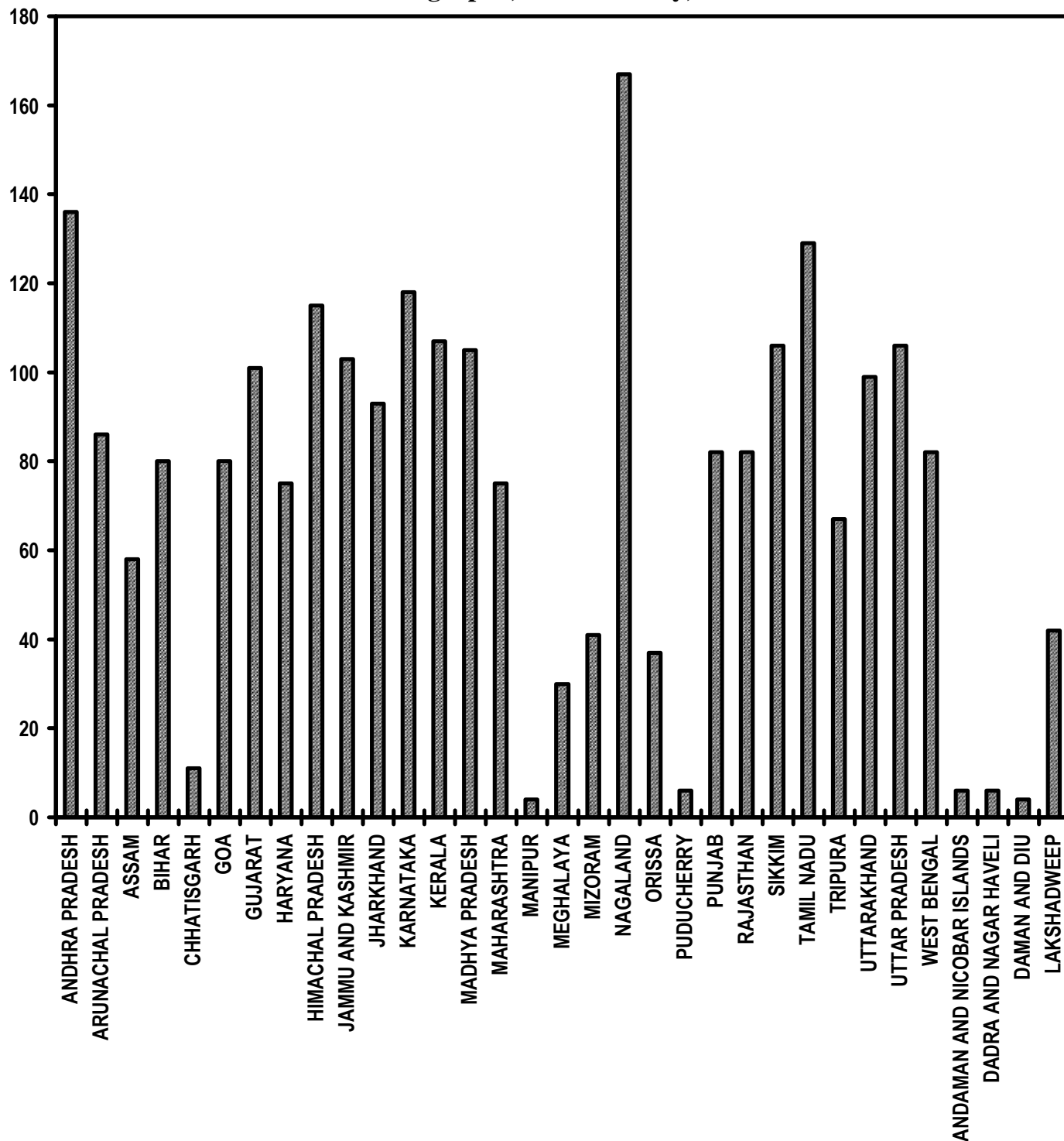
BIHAR, PUDUCHERRY, PUNJAB, CHANDIGARH, DADRA AND NAGAR HAVELI, DAMAN AND DIU

Rural Housing - Indira Awaas Yojana

Houses constructed

% Achievement of Target

During April, 2008-January, 2009



States

Table - 7

Rural Housing - Indira Awaas Yojana
Houses constructed
(Unit: Number)

Sl. No.	State/UT Name	Target		Achievement April,2008-January,2009	Percent Achievement April,2008-January,2009
		2008-2009	April,2008-January,2009		
(1)	(2)	(3)	(4)	(5)	(5)/(4)
1	ANDHRA PRADESH	1,92,132	1,34,492	1,82,612	136
2	ARUNACHAL PRADESH	6,770	4,738	4,096	86
3	ASSAM	1,49,699	1,04,789	61,242	58
4	BIHAR	5,67,125	3,96,987	3,17,302	80
5	CHHATISGARH	29,712	20,798	2,251	11
6	GOA	1,183	827	658	80
7	GUJARAT	94,226	65,959	66,841	101
8	HARYANA	13,229	9,259	6,974	75
9	HIMACHAL PRADESH	4,242	2,968	3,414	115
10	JAMMU AND KASHMIR	13,176	9,223	9,455	103
11	JHARKHAND	50,585	35,409	32,928	93
12	KARNATAKA	74,023	51,816	60,942	118
13	KERALA	41,164	28,813	30,920	107
14	MADHYA PRADESH	59,091	41,363	43,578	105
15	MAHARASHTRA	1,15,869	81,109	60,936	75
16	MANIPUR	5,877	4,115	152	4
17	MEGHALAYA	10,235	7,164	2,176	30
18	MIZORAM	2,181	1,527	628	41
19	NAGALAND	6,773	4,741	7,931	167
20	ORISSA	1,11,422	77,994	28,862	37
21	PUDUCHERRY	910	637	38	6
22	PUNJAB	16,361	11,452	9,419	82
23	RAJASTHAN	47,350	33,144	27,117	82
24	SIKKIM	1,295	906	963	106
25	TAMIL NADU	76,925	53,847	69,224	129
26	TRIPURA	13,187	9,231	6,181	67
27	UTTARAKHAND	11,610	8,126	8,008	99
28	UTTAR PRADESH	2,54,729	1,78,309	1,88,502	106
29	WEST BENGAL	1,53,697	1,07,587	88,099	82
30	ANDAMAN AND NICOBAR ISLANDS	1,828	1,279	78	6
31	DADRA AND NAGAR HAVELI	305	213	12	6
32	DAMAN AND DIU	136	94	4	4
33	LAKSHADWEEP	118	83	35	42
Grand Total		21,27,165	14,88,999	13,21,578	89

Very Good:(90% or above of targets)

ANDHRA PRADESH, GUJARAT, HIMACHAL PRADESH, JAMMU AND KASHMIR, JHARKHAND, KARNATAKA, KERALA, MADHYA PRADESH, NAGALAND, SIKKIM, TAMIL NADU, UTTARAKHAND, UTTAR PRADESH

Good:(Between 80% to 90% targets)

ARUNACHAL PRADESH, BIHAR, GOA, PUNJAB, RAJASTHAN, WEST BENGAL

Poor:(Below 80% of targets)

ASSAM, CHHATISGARH, HARYANA, MAHARASHTRA, MANIPUR, MEGHALAYA, MIZORAM, ORISSA, PUDUCHERRY, TRIPURA, ANDAMAN AND NICOBAR ISLANDS, DADRA AND NAGAR HAVELI, DAMAN AND DIU, LAKSHADWEEP

* Figures furnished by Ministry of Rural Development

EWS/LIG Houses in Urban Areas

Houses constructed

% Achievement of Target

During April, 2008-January, 2009

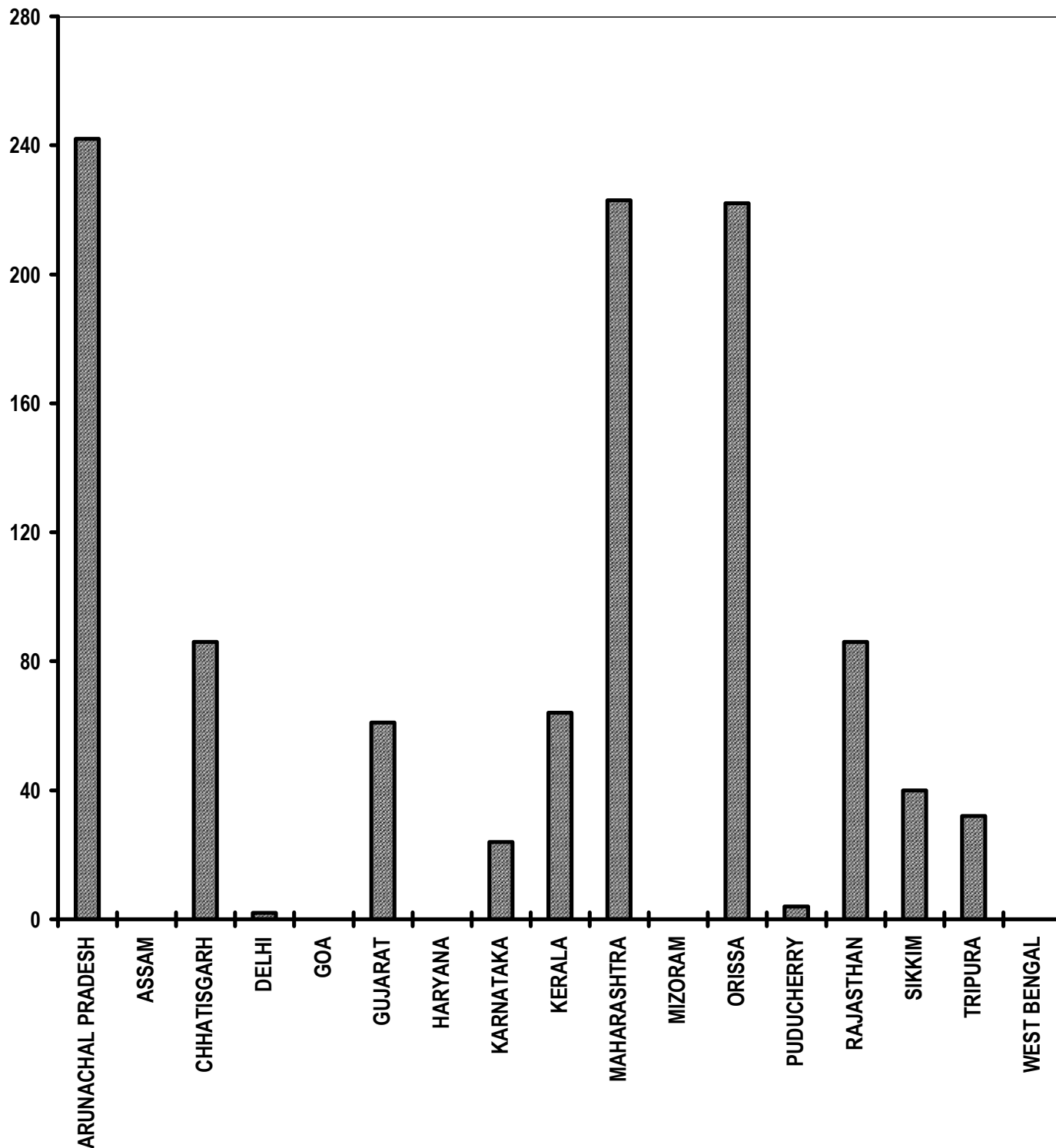


Table - 8

EWS/LIG Houses in Urban Areas
Houses constructed
(Unit: Number)

Sl. No.	State/UT Name	Target		Achievement April,2008- January,2009	Percent Achievement April,2008- January,2009
		2008-2009	April,2008- January,2009		
(1)	(2)	(3)	(4)	(5)	(5)/(4)
1	ARUNACHAL PRADESH	488	400	968	242
2	ASSAM	293	243	0	0
3	CHHATISGARH	6,393	5,320	4,594	86
4	DELHI	80,000	66,660	1,220	2
5	GOA	130	108	0	0
6	GUJARAT	500	410	250	61
7	HARYANA	166	138	0	0
8	KARNATAKA	10,000	8,330	2,034	24
9	KERALA	2,200	1,830	1,178	64
10	MAHARASHTRA	14,033	11,693	26,133	223
11	MIZORAM	1,512	1,260	0	0
12	ORISSA	150	120	266	222
13	PUDUCHERRY	233	190	7	4
14	RAJASTHAN	2,288	1,900	1,625	86
15	SIKKIM	30	20	8	40
16	TRIPURA	456	380	121	32
17	WEST BENGAL	632	526	0	0
Grand Total		1,19,504	99,528	38,404	39

Very Good:(90% or above of targets)

ARUNACHAL PRADESH, MAHARASHTRA, ORISSA

Good:(Between 80% to 90% targets)

CHHATISGARH, RAJASTHAN

Poor:(Below 80% of targets)

ASSAM, DELHI, GOA, GUJARAT, HARYANA, KARNATAKA, KERALA, MIZORAM, PUDUCHERRY, SIKKIM, TRIPURA, WEST BENGAL

Rural Areas - Accelerated Rural Water Supply Programme

Habitations covered (NC and PC)

% Achievement of Target
During April, 2008-January, 2009

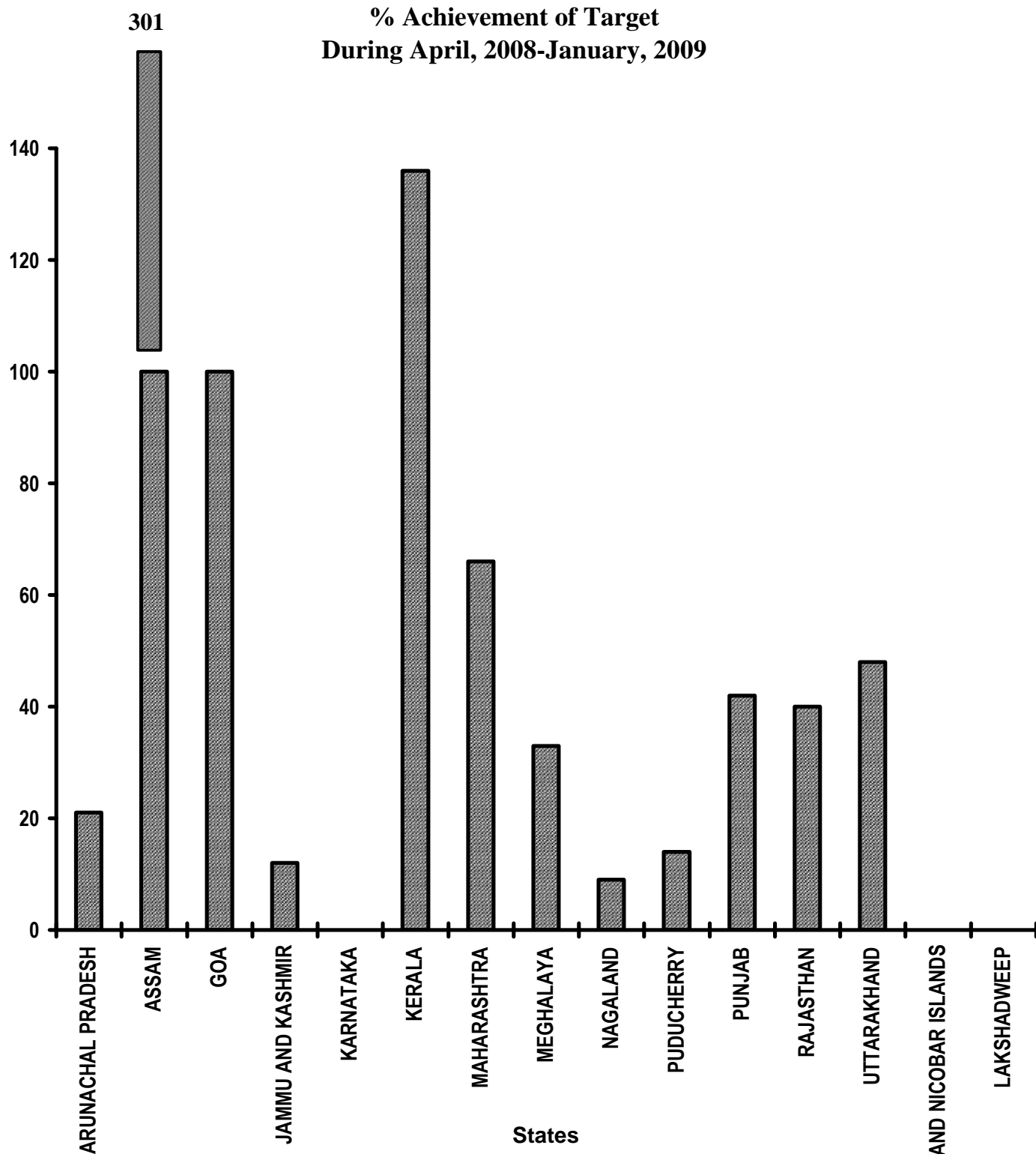


Table - 9(A)

Rural Areas - Accelerated Rural Water Supply Programme
Habitations covered (NC and PC)
(Unit: Number)

Sl. No.	State/UT Name	Target		Achievement April,2008- January,2009	Percent Achievement April,2008- January,2009
		2008-2009	April,2008- January,2009		
(1)	(2)	(3)	(4)	(5)	(5)/(4)
1	ARUNACHAL PRADESH	65	47	10	21
2	ASSAM	273	200	602	301
3	GOA	3	1	1	100
4	JAMMU AND KASHMIR	1,785	1,308	158	12
5	KARNATAKA	453	332	0	0
6	KERALA	4,112	3,015	4,112	136
7	MAHARASHTRA	8,632	6,330	4,166	66
8	MEGHALAYA	14	9	3	33
9	NAGALAND	61	44	4	9
10	PUDUCHERRY	10	7	1	14
11	PUNJAB	342	250	104	42
12	RAJASTHAN	869	637	253	40
13	UTTARAKHAND	126	93	45	48
14	ANDAMAN AND NICOBAR ISLANDS	8	5	0	0
15	LAKSHADWEEP	10	7	0	0
Grand Total		16,763	12,285	9,459	77

Very Good:(90% or above of targets)

ASSAM, GOA, KERALA

Poor:(Below 80% of targets)

ARUNACHAL PRADESH, JAMMU AND KASHMIR, KARNATAKA, MAHARASHTRA, MEGHALAYA, NAGALAND, PUDUCHERRY, PUNJAB, RAJASTHAN, UTTARAKHAND, ANDAMAN AND NICOBAR ISLANDS, LAKSHADWEEP

Rural Areas - Accelerated Rural Water Supply Programme

Slipped back habitations and habitations with water quality problems addressed

% Achievement of Target
During April, 2008-January, 2009

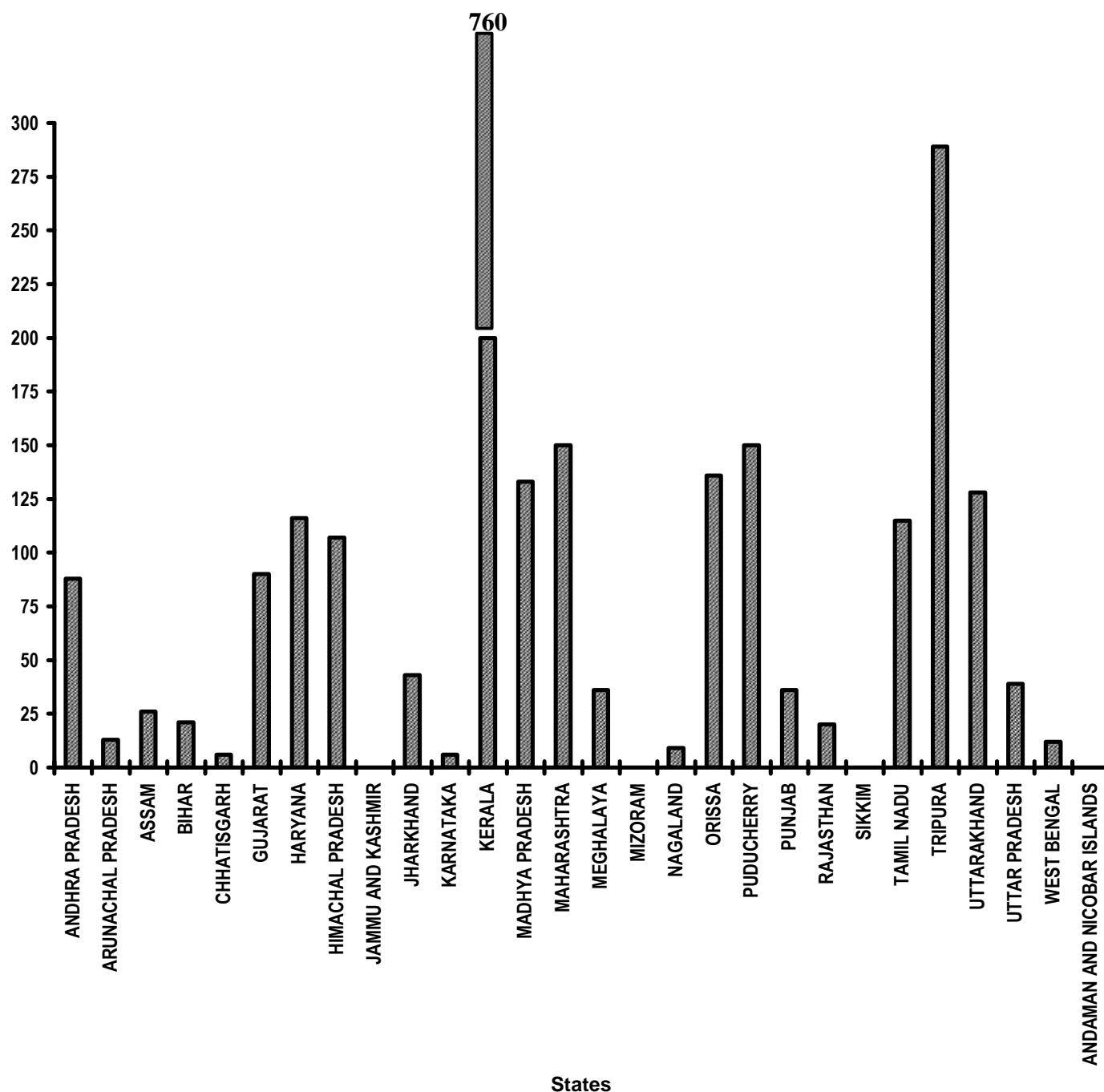


Table - 9(B)

Rural Areas - Accelerated Rural Water Supply Programme
Slipped back habitations and habitations with water quality problems addressed-ARWSP
(Unit: Number)

Sl. No.	State/UT Name	Target		Achievement April,2008-January,2009	Percent Achievement April,2008-January,2009
		2008-2009	April,2008-January,2009		
(1)	(2)	(3)	(4)	(5)	(5)/(4)
1	ANDHRA PRADESH	15,889	11,652	10,213	88
2	ARUNACHAL PRADESH	2,325	1,705	223	13
3	ASSAM	22,826	16,739	4,269	26
4	BIHAR	39,956	29,302	6,250	21
5	CHHATISGARH	4,408	3,233	184	6
6	GUJARAT	4,232	3,103	2,795	90
7	HARYANA	635	465	540	116
8	HIMACHAL PRADESH	5,184	3,801	4,084	107
9	JAMMU AND KASHMIR	2,919	2,141	0	0
10	JHARKHAND	7,170	5,258	2,239	43
11	KARNATAKA	12,497	9,164	595	6
12	KERALA	484	354	2,692	760
13	MADHYA PRADESH	3,718	2,726	3,620	133
14	MAHARASHTRA	11,245	8,246	12,410	150
15	MEGHALAYA	1,867	1,369	490	36
16	MIZORAM	306	224	0	0
17	NAGALAND	109	80	7	9
18	ORISSA	16,492	12,095	16,435	136
19	PUDUCHERRY	8	6	9	150
20	PUNJAB	4,591	3,366	1,209	36
21	RAJASTHAN	24,785	18,177	3,595	20
22	SIKKIM	300	220	0	0
23	TAMIL NADU	4,602	3,374	3,876	115
24	TRIPURA	138	101	292	289
25	UTTARAKHAND	1,324	971	1,241	128
26	UTTAR PRADESH	1,639	1,201	466	39
27	WEST BENGAL	11,460	8,404	1,050	12
28	ANDAMAN AND NICOBAR ISLANDS	26	19	0	0
Grand Total		2,01,135	1,47,496	78,784	53

Very Good:(90% or above of targets)

GUJARAT, HARYANA, HIMACHAL PRADESH, KERALA, MADHYA PRADESH, MAHARASHTRA, ORISSA, PUDUCHERRY, TAMIL NADU, TRIPURA, UTTARAKHAND

Good:(Between 80% to 90% targets)

ANDHRA PRADESH

Poor:(Below 80% of targets)

ARUNACHAL PRADESH, ASSAM, BIHAR, CHHATISGARH, JAMMU AND KASHMIR, JHARKHAND, KARNATAKA, MEGHALAYA, MIZORAM, NAGALAND, PUNJAB, RAJASTHAN, SIKKIM, UTTAR PRADESH, WEST BENGAL, ANDAMAN AND NICOBAR ISLANDS

Table - 10

**Sanitation Programme in Rural Areas
(Unit: Number)**

		Individual Household latrines constructed (Number) April,2008- January,2009
Sl. No.	State/UT Name	
(1)	(2)	(3)
1	ANDHRA PRADESH	2,11,944
2	ARUNACHAL PRADESH	2,485
3	ASSAM	1,33,106
4	BIHAR	5,77,390
5	CHHATISGARH	1,89,272
6	DELHI	0
7	GOA	18,753
8	GUJARAT	8,08,543
9	HARYANA	2,72,157
10	HIMACHAL PRADESH	2,06,255
11	JAMMU AND KASHMIR	24,705
12	JHARKHAND	2,45,517
13	KARNATAKA	3,25,679
14	KERALA	65,974
15	MADHYA PRADESH	9,45,783
16	MAHARASHTRA	6,72,212
17	MANIPUR	4,482
18	MEGHALAYA	16,866
19	MIZORAM	8,843
20	NAGALAND	3,274
21	ORISSA	2,65,691
22	PUDUCHERRY	54
23	PUNJAB	2,59,906
24	RAJASTHAN	6,43,260
25	SIKKIM	3,712
26	TAMIL NADU	3,60,997
27	TRIPURA	58,388
28	UTTARAKHAND	76,829
29	UTTAR PRADESH	15,60,607
30	WEST BENGAL	4,57,223
31	ANDAMAN AND NICOBAR ISLANDS	0
32	CHANDIGARH	0
33	DADRA AND NAGAR HAVELI	0
34	DAMAN AND DIU	0
35	LAKSHADWEEP	0
Grand Total		84,19,907

Table - 11

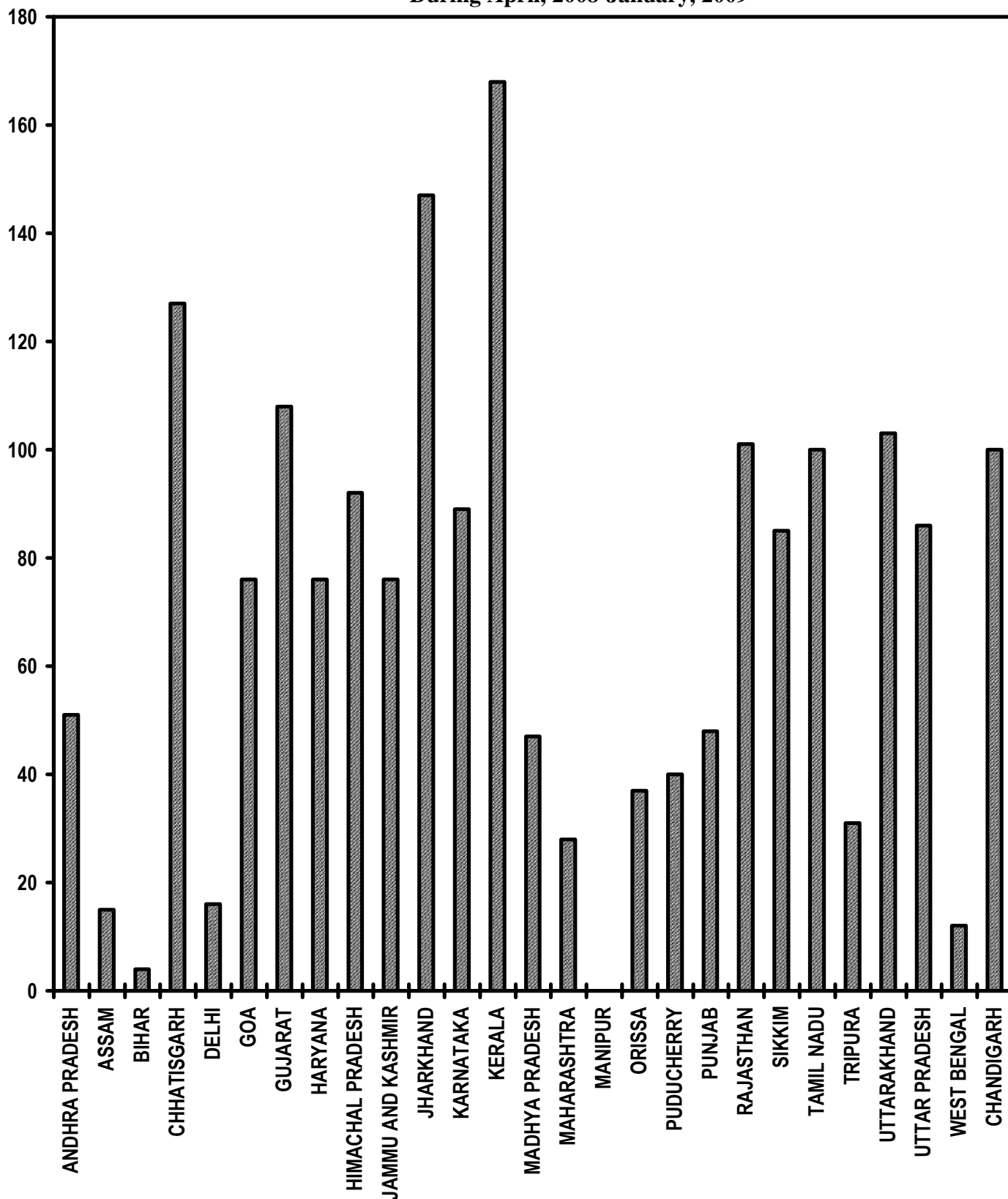
Institutional Delivery
(Unit: Number)

		Delivery in institutions (Number) April,2008- January,2009
Sl. No.	State/UT Name	
(1)	(2)	(3)
1	ANDHRA PRADESH	10,79,141
2	ARUNACHAL PRADESH	7,351
3	ASSAM	2,26,572
4	BIHAR	9,71,240
5	CHHATISGARH	1,44,330
6	DELHI	1,17,067
7	GOA	18,045
8	GUJARAT	8,36,030
9	HARYANA	10,99,395
10	HIMACHAL PRADESH	48,717
11	JAMMU AND KASHMIR	1,19,377
12	JHARKHAND	1,68,652
13	KARNATAKA	5,79,302
14	KERALA	3,93,214
15	MADHYA PRADESH	11,04,275
16	MAHARASHTRA	10,34,504
17	MANIPUR	5,930
18	MEGHALAYA	15,172
19	MIZORAM	0
20	NAGALAND	11
21	ORISSA	4,20,594
22	PUDUCHERRY	38,877
23	PUNJAB	1,98,643
24	RAJASTHAN	8,96,784
25	SIKKIM	5,624
26	TAMIL NADU	9,11,690
27	TRIPURA	26,165
28	UTTARAKHAND	64,257
29	UTTAR PRADESH	14,11,988
30	WEST BENGAL	7,06,972
31	ANDAMAN AND NICOBAR ISLANDS	3,935
32	CHANDIGARH	15,923
33	DADRA AND NAGAR HAVELI	1,978
34	DAMAN AND DIU	2,223
35	LAKSHADWEEP	525
Grand Total		1,26,74,503

SC Families Assisted

% Achievement of Target

During April, 2008-January, 2009



States

48

Table - 12

**SC Families Assisted
(Unit: Number)**

Sl. No.	State/UT Name	Target		Achievement April,2008- January,2009	Percent Achievement April,2008- January,2009
		2008-2009	April,2008- January,2009		
(1)	(2)	(3)	(4)	(5)	(5)/(4)
1	ANDHRA PRADESH	4,50,000	3,75,000	1,89,584	51
2	ASSAM	44,000	36,660	5,516	15
3	BIHAR	2,55,000	2,12,500	8,217	4
4	CHHATISGARH	3,75,000	3,12,500	3,97,318	127
5	DELHI	5,000	4,160	663	16
6	GOA	550	450	341	76
7	GUJARAT	1,40,000	1,16,660	1,26,050	108
8	HARYANA	88,500	73,750	56,173	76
9	HIMACHAL PRADESH	58,000	48,330	44,502	92
10	JAMMU AND KASHMIR	1,100	910	690	76
11	JHARKHAND	5,50,000	4,58,330	6,74,392	147
12	KARNATAKA	5,00,000	4,16,660	3,70,257	89
13	KERALA	33,000	27,500	46,236	168
14	MADHYA PRADESH	2,43,000	2,02,500	95,773	47
15	MAHARASHTRA	1,54,000	1,28,330	35,766	28
16	MANIPUR	550	450	0	0
17	ORISSA	72,600	60,500	22,179	37
18	PUDUCHERRY	5,000	4,160	1,644	40
19	PUNJAB	88,000	73,330	35,377	48
20	RAJASTHAN	4,12,000	3,43,330	3,48,003	101
21	SIKKIM	2,200	1,830	1,547	85
22	TAMIL NADU	9,00,000	7,50,000	7,50,018	100
23	TRIPURA	22,000	18,330	5,619	31
24	UTTARAKHAND	7,000	5,830	6,004	103
25	UTTAR PRADESH	2,57,000	2,14,160	1,83,727	86
26	WEST BENGAL	1,10,000	91,660	11,203	12
27	CHANDIGARH	700	580	580	100
Grand Total		47,74,200	39,78,400	34,17,379	86

Very Good:(90% or above of targets)

CHHATISGARH, GUJARAT, HIMACHAL PRADESH, JHARKHAND, KERALA, RAJASTHAN, TAMIL NADU, UTTARAKHAND, CHANDIGARH

Good:(Between 80% to 90% targets)

KARNATAKA, SIKKIM, UTTAR PRADESH

Poor:(Below 80% of targets)

ANDHRA PRADESH, ASSAM, BIHAR, DELHI, GOA, HARYANA, JAMMU AND KASHMIR, MADHYA PRADESH, MAHARASHTRA, MANIPUR, ORISSA, PUDUCHERRY, PUNJAB, TRIPURA, WEST BENGAL

* Since the target for 2008-09 have not been received from the concerned Nodal Ministry, the target for the year 2007-08 has been repeated .

Universalization of ICDS Scheme

ICDS Blocks Operational (Cumulative)

% Achievement of Target
During April, 2008-January, 2009

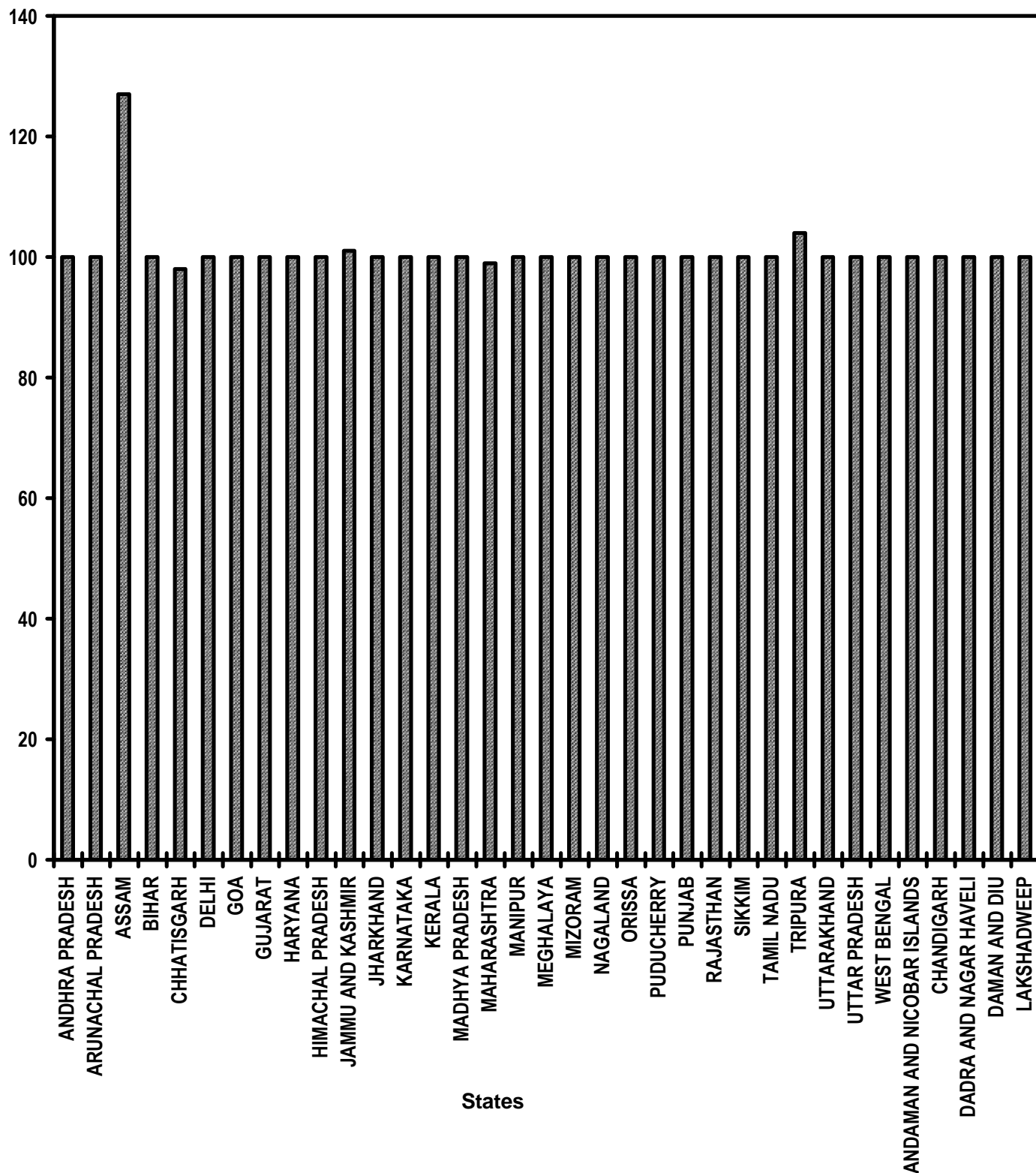


Table - 13

Universalization of ICDS Scheme
ICDS Blocks Operational (Cumulative)
(Unit: Number)

Sl. No.	State/UT Name	Target		Achievement April,2008-January,2009	Percent Achievement April,2008-January,2009
		2008-2009	April,2008-January,2009		
(1)	(2)	(3)	(4)	(5)	(5)/(4)
1	ANDHRA PRADESH	385	385	385	100
2	ARUNACHAL PRADESH	85	85	85	100
3	ASSAM	223	223	284	127
4	BIHAR	545	545	544	100
5	CHHATISGARH	163	163	160	98
6	DELHI	50	50	50	100
7	GOA	11	11	11	100
8	GUJARAT	260	260	260	100
9	HARYANA	137	137	137	100
10	HIMACHAL PRADESH	76	76	76	100
11	JAMMU AND KASHMIR	140	140	141	101
12	JHARKHAND	204	204	204	100
13	KARNATAKA	185	185	185	100
14	KERALA	163	163	163	100
15	MADHYA PRADESH	367	367	367	100
16	MAHARASHTRA	451	451	445	99
17	MANIPUR	38	38	38	100
18	MEGHALAYA	41	41	41	100
19	MIZORAM	23	23	23	100
20	NAGALAND	56	56	56	100
21	ORISSA	326	326	326	100
22	PUDUCHERRY	5	5	5	100
23	PUNJAB	148	148	148	100
24	RAJASTHAN	278	278	278	100
25	SIKKIM	11	11	11	100
26	TAMIL NADU	434	434	434	100
27	TRIPURA	54	54	56	104
28	UTTARAKHAND	99	99	99	100
29	UTTAR PRADESH	897	897	899	100
30	WEST BENGAL	416	416	414	100
31	ANDAMAN AND NICOBAR ISLANDS	5	5	5	100
32	CHANDIGARH	3	3	3	100
33	DADRA AND NAGAR HAVELI	2	2	2	100
34	DAMAN AND DIU	2	2	2	100
35	LAKSHADWEEP	1	1	1	100
Grand Total		6,284	6,284	6,338	101

Very Good:(90% or above of targets)

ANDHRA PRADESH, ARUNACHAL PRADESH, ASSAM, BIHAR, CHHATISGARH, DELHI, GOA, GUJARAT, HARYANA, HIMACHAL PRADESH, JAMMU AND KASHMIR, JHARKHAND, KARNATAKA, KERALA, MADHYA PRADESH, MAHARASHTRA, MANIPUR, MEGHALAYA, MIZORAM, NAGALAND, ORISSA, PUDUCHERRY, PUNJAB, RAJASTHAN, SIKKIM, TAMIL NADU, TRIPURA, UTTARAKHAND, UTTAR PRADESH, WEST BENGAL, ANDAMAN AND NICOBAR ISLANDS, CHANDIGARH, DADRA AND NAGAR HAVELI, DAMAN AND DIU, LAKSHADWEEP

Functional Anganwadis

(Cumulative)

% Achievement of Target

During April, 2008-January, 2009

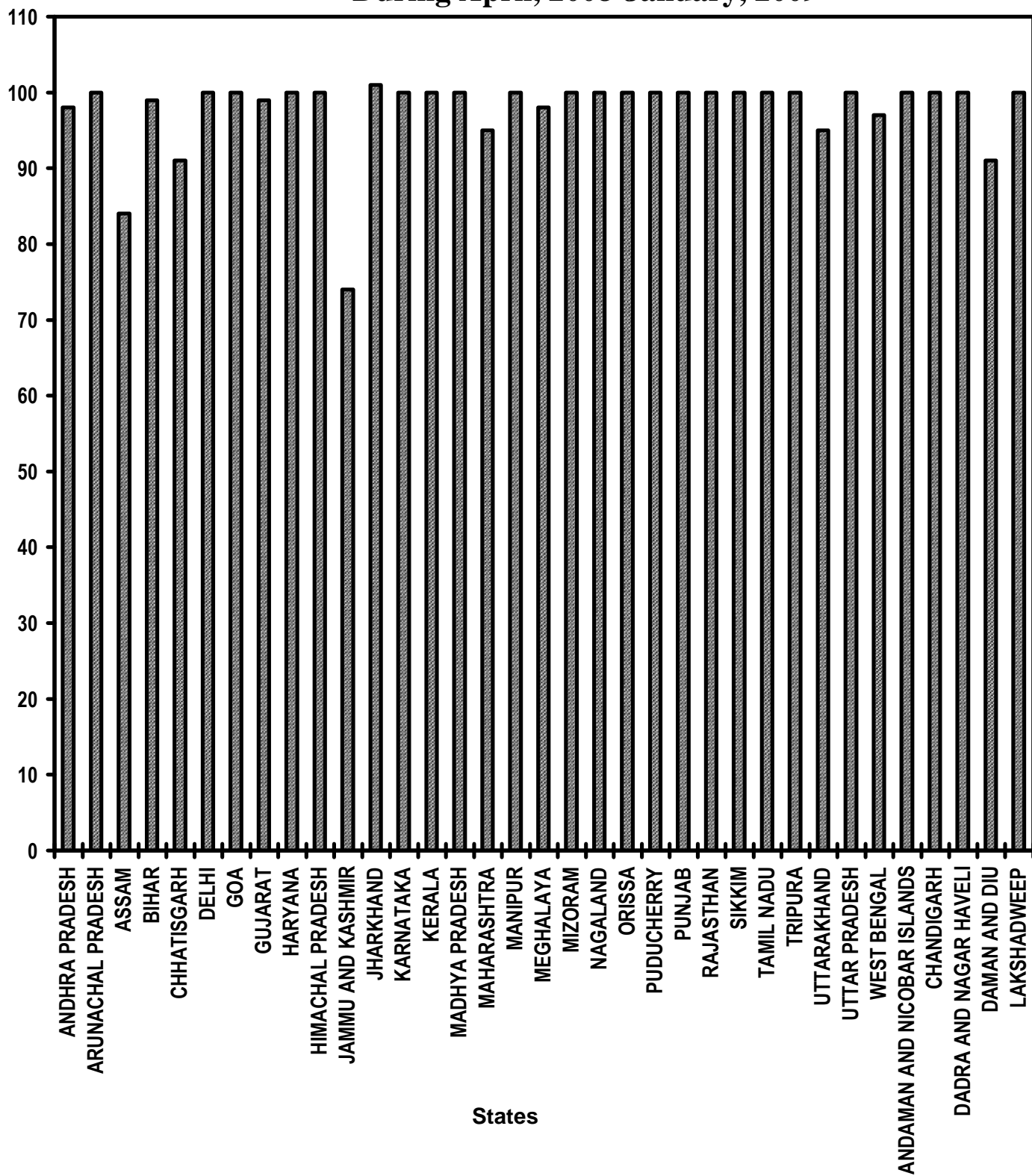


Table - 14

Functional Anganwadis
Anganwadis Functional (Cumulative)
(Unit: Number)

Sl. No.	State/UT Name	Target		Achievement April,2008-January,2009	Percent Achievement April,2008-January,2009
		2008-2009	April,2008-January,2009		
(1)	(2)	(3)	(4)	(5)	(5)/(4)
1	ANDHRA PRADESH	73,944	73,944	72,350	98
2	ARUNACHAL PRADESH	4,277	4,277	4,277	100
3	ASSAM	37,082	37,082	31,230	84
4	BIHAR	81,088	81,088	80,211	99
5	CHHATISGARH	34,937	34,937	31,721	91
6	DELHI	6,106	6,106	6,106	100
7	GOA	1,112	1,112	1,112	100
8	GUJARAT	44,179	44,179	43,720	99
9	HARYANA	17,192	17,192	17,192	100
10	HIMACHAL PRADESH	18,248	18,248	18,248	100
11	JAMMU AND KASHMIR	25,483	25,483	18,847	74
12	JHARKHAND	32,097	32,097	32,343	101
13	KARNATAKA	54,260	54,260	54,249	100
14	KERALA	32,115	32,115	32,268	100
15	MADHYA PRADESH	69,238	69,238	69,064	100
16	MAHARASHTRA	84,867	84,867	80,469	95
17	MANIPUR	7,621	7,621	7,639	100
18	MEGHALAYA	3,388	3,388	3,337	98
19	MIZORAM	1,682	1,682	1,682	100
20	NAGALAND	3,194	3,194	3,194	100
21	ORISSA	41,697	41,697	41,697	100
22	PUDUCHERRY	688	688	688	100
23	PUNJAB	20,169	20,169	20,169	100
24	RAJASTHAN	48,372	48,372	48,355	100
25	SIKKIM	988	988	988	100
26	TAMIL NADU	47,265	47,265	47,265	100
27	TRIPURA	7,351	7,351	7,355	100
28	UTTARAKHAND	9,664	9,664	9,204	95
29	UTTAR PRADESH	1,50,727	1,50,727	1,50,861	100
30	WEST BENGAL	92,152	92,152	89,000	97
31	ANDAMAN AND NICOBAR ISLANDS	672	672	672	100
32	CHANDIGARH	370	370	370	100
33	DADRA AND NAGAR HAVELI	219	219	219	100
34	DAMAN AND DIU	107	107	97	91
35	LAKSHADWEEP	87	87	87	100
Grand Total		10,52,638	10,52,638	10,26,286	97

Very Good:(90% or above of targets)

ANDHRA PRADESH, ARUNACHAL PRADESH, BIHAR, CHHATISGARH, DELHI, GOA, GUJARAT, HARYANA, HIMACHAL PRADESH, JHARKHAND, KARNATAKA, KERALA, MADHYA PRADESH, MAHARASHTRA, MANIPUR, MEGHALAYA, MIZORAM, NAGALAND, ORISSA, PUDUCHERRY, PUNJAB, RAJASTHAN, SIKKIM, TAMIL NADU, TRIPURA, UTTARAKHAND, UTTAR PRADESH, WEST BENGAL, ANDAMAN AND NICOBAR ISLANDS, CHANDIGARH, DADRA AND NAGAR HAVELI, DAMAN AND DIU, LAKSHADWEEP

Good:(Between 80% to 90% targets)

ASSAM

Poor:(Below 80% of targets)

JAMMU AND KASHMIR

Table - 15

No. of Urban poor families assisted under Seven Point Charter
Poor Families Assisted
(Unit: Number)

Sl. No.	State/UT Name	Target		Achievement	Percent
		2008-2009	April,2008- January,2009	April,2008- January,2009	Achievement April,2008- January,2009
(1)	(2)	(3)	(4)	(5)	(5)/(4)
1	ASSAM	250	200	0	0
2	CHHATISGARH	5,000	4,160	9,000	216
3	GUJARAT	4,000	3,330	5,351	161
4	KARNATAKA	3,140	2,610	582	22
5	MAHARASHTRA	50,037	41,697	0	0
6	MEGHALAYA	875	730	314	43
7	SIKKIM	1,200	1,000	773	77
8	TAMIL NADU	20,000	16,660	7,000	42
Grand Total		84,502	70,387	23,020	33

Very Good:(90% or above of targets)

CHHATISGARH, GUJARAT

Poor:(Below 80% of targets)

ASSAM, KARNATAKA, MAHARASHTRA, MEGHALAYA, SIKKIM, TAMIL NADU

Afforestation (Public and Forest Lands)

Area Covered under Plantation

% Achievement of Target

During April, 2008-January, 2009

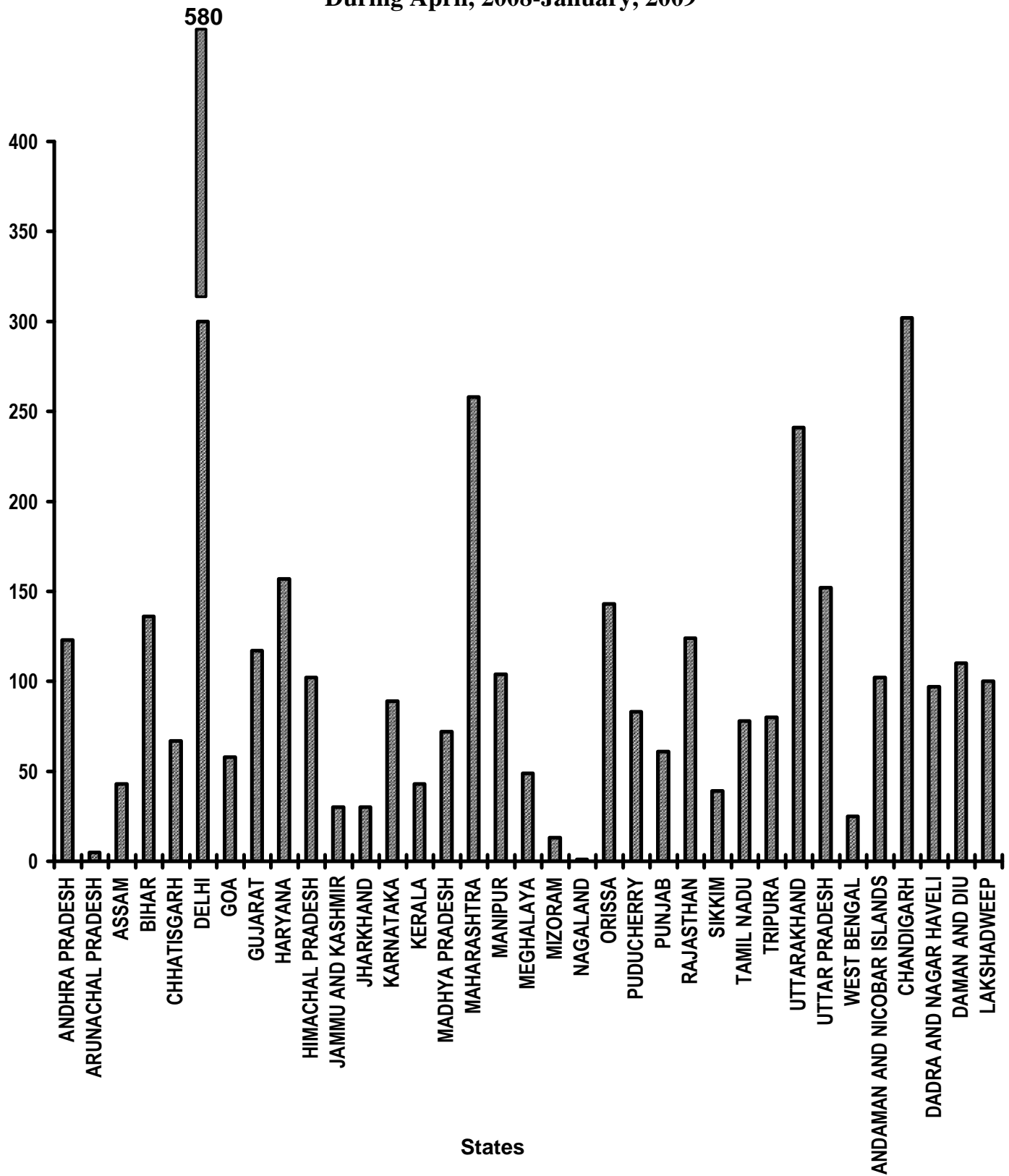


Table - 16(A)

**Afforestation (Public and Forest Lands)
Area Covered under Plantation
(Unit: Hectares)**

Sl. No.	State/UT Name	Target		Achievement April,2008- January,2009	Percent Achievement April,2008- January,2009
		2008-2009	April,2008- January,2009		
(1)	(2)	(3)	(4)	(5)	(5)/(4)
1	ANDHRA PRADESH	3,00,000	2,50,000	3,08,060	123
2	ARUNACHAL PRADESH	10,000	8,330	433	5
3	ASSAM	18,000	15,000	6,412	43
4	BIHAR	20,000	16,660	22,671	136
5	CHHATISGARH	1,20,000	1,00,000	66,762	67
6	DELHI	20	10	58	580
7	GOA	1,000	830	483	58
8	GUJARAT	1,10,000	91,660	1,07,170	117
9	HARYANA	18,000	15,000	23,554	157
10	HIMACHAL PRADESH	20,000	16,660	17,014	102
11	JAMMU AND KASHMIR	25,000	20,830	6,278	30
12	JHARKHAND	1,00,000	83,330	24,630	30
13	KARNATAKA	1,00,000	83,330	74,516	89
14	KERALA	15,000	12,500	5,319	43
15	MADHYA PRADESH	2,55,000	2,12,500	1,53,755	72
16	MAHARASHTRA	1,10,000	91,660	2,36,454	258
17	MANIPUR	10,000	8,330	8,648	104
18	MEGHALAYA	6,200	5,160	2,552	49
19	MIZORAM	10,000	8,330	1,050	13
20	NAGALAND	26,500	22,080	131	1
21	ORISSA	80,000	66,660	95,586	143
22	PUDUCHERRY	50	40	33	82
23	PUNJAB	15,000	12,500	7,681	61
24	RAJASTHAN	40,000	33,330	41,287	124
25	SIKKIM	12,000	10,000	3,862	39
26	TAMIL NADU	1,45,000	1,20,830	94,114	78
27	TRIPURA	16,000	13,330	10,714	80
28	UTTARAKHAND	60,000	50,000	1,20,396	241
29	UTTAR PRADESH	55,000	45,830	69,537	152
30	WEST BENGAL	72,000	60,000	15,024	25
31	ANDAMAN AND NICOBAR ISLANDS	1,200	1,000	1,021	102
32	CHANDIGARH	150	120	362	302
33	DADRA AND NAGAR HAVELI	250	200	194	97
34	DAMAN AND DIU	30	20	22	110
35	LAKSHADWEEP	20	10	10	100
Grand Total		17,71,420	14,76,070	15,25,793	103

Very Good:(90% or above of targets)

ANDHRA PRADESH, BIHAR, DELHI, GUJARAT, HARYANA, HIMACHAL PRADESH, MAHARASHTRA, MANIPUR, ORISSA, RAJASTHAN, UTTARAKHAND, UTTAR PRADESH, ANDAMAN AND NICOBAR ISLANDS, CHANDIGARH, DADRA AND NAGAR HAVELI, DAMAN AND DIU, LAKSHADWEEP

Good:(Between 80% to 90% targets)

KARNATAKA, PUDUCHERRY, TRIPURA

Poor:(Below 80% of targets)

ARUNACHAL PRADESH, ASSAM, CHHATISGARH, GOA, JAMMU AND KASHMIR, JHARKHAND, KERALA, MADHYA PRADESH, MEGHALAYA, MIZORAM, NAGALAND, PUNJAB, SIKKIM, TAMIL NADU, WEST BENGAL

Afforestation (Public and Forest Lands)

Seedlings planted
% Achievement of Target
During April, 2008-January, 2009

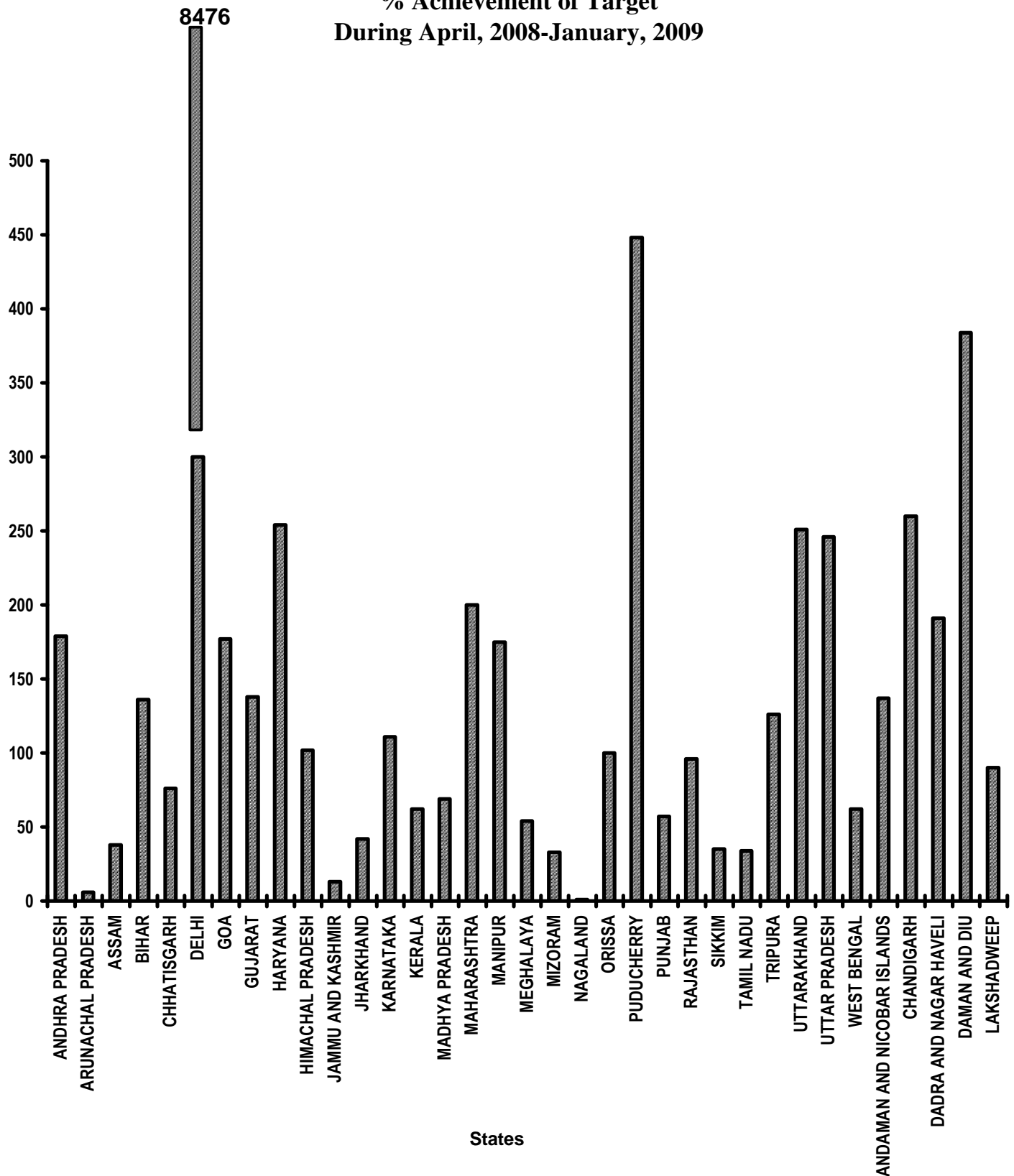


Table - 16(B)

**Afforestation (Public and Forest Lands)
Seedlings planted
(Unit: Number)**

Sl. No.	State/UT Name	Target		Achievement April,2008- January,2009	Percent Achievement April,2008- January,2009
		2008-2009	April,2008- January,2009		
(1)	(2)	(3)	(4)	(5)	(5)/(4)
1	ANDHRA PRADESH	19,50,00,000	16,25,00,000	29,01,69,279	179
2	ARUNACHAL PRADESH	65,00,000	54,16,660	3,17,847	6
3	ASSAM	1,17,00,000	97,50,000	37,50,000	38
4	BIHAR	1,30,00,000	1,08,33,330	1,47,36,000	136
5	CHHATISGARH	7,80,00,000	6,50,00,000	4,91,75,000	76
6	DELHI	13,000	10,830	9,18,000	8,476
7	GOA	6,50,000	5,41,660	9,60,000	177
8	GUJARAT	7,15,00,000	5,95,83,330	8,23,09,000	138
9	HARYANA	1,17,00,000	97,50,000	2,47,70,000	254
10	HIMACHAL PRADESH	1,30,00,000	1,08,33,330	1,10,00,000	102
11	JAMMU AND KASHMIR	1,62,50,000	1,35,41,660	17,77,000	13
12	JHARKHAND	6,50,00,000	5,41,66,660	2,29,97,794	42
13	KARNATAKA	6,50,00,000	5,41,66,660	6,01,80,700	111
14	KERALA	97,50,000	81,25,000	50,11,492	62
15	MADHYA PRADESH	16,57,50,000	13,81,25,000	9,50,00,000	69
16	MAHARASHTRA	7,15,00,000	5,95,83,330	11,88,89,000	200
17	MANIPUR	65,00,000	54,16,660	95,05,500	175
18	MEGHALAYA	40,30,000	33,58,330	18,21,272	54
19	MIZORAM	65,00,000	54,16,660	17,63,000	33
20	NAGALAND	1,72,25,000	1,43,54,160	1,50,000	1
21	ORISSA	5,20,00,000	4,33,33,330	4,33,21,700	100
22	PUDUCHERRY	33,000	27,500	1,23,242	448
23	PUNJAB	97,50,000	81,25,000	46,25,000	57
24	RAJASTHAN	2,60,00,000	2,16,66,660	2,08,33,000	96
25	SIKKIM	78,00,000	65,00,000	23,04,547	35
26	TAMIL NADU	9,42,50,000	7,85,41,660	2,66,79,500	34
27	TRIPURA	1,04,00,000	86,66,660	1,09,34,000	126
28	UTTARAKHAND	3,90,00,000	3,25,00,000	8,14,45,000	251
29	UTTAR PRADESH	3,57,50,000	2,97,91,660	7,33,03,687	246
30	WEST BENGAL	4,68,00,000	3,90,00,000	2,40,38,000	62
31	ANDAMAN AND NICOBAR ISLANDS	7,80,000	6,50,000	8,92,780	137
32	CHANDIGARH	98,000	81,660	2,12,259	260
33	DADRA AND NAGAR HAVELI	1,63,000	1,35,830	2,60,000	191
34	DAMAN AND DIU	20,000	16,660	63,959	384
35	LAKSHADWEEP	13,000	10,830	9,741	90
Grand Total		1,15,14,25,000	95,95,20,710	1,08,42,47,299	113

Very Good:(90% or above of targets)

ANDHRA PRADESH, BIHAR, DELHI, GOA, GUJARAT, HARYANA, HIMACHAL PRADESH, KARNATAKA, MAHARASHTRA, MANIPUR, ORISSA, PUDUCHERRY, RAJASTHAN, TRIPURA, UTTARAKHAND, UTTAR PRADESH, ANDAMAN AND NICOBAR ISLANDS, CHANDIGARH, DADRA AND NAGAR HAVELI, DAMAN AND DIU, LAKSHADWEEP

Poor:(Below 80% of targets)

ARUNACHAL PRADESH, ASSAM, CHHATISGARH, JAMMU AND KASHMIR, JHARKHAND, KERALA, MADHYA PRADESH, MEGHALAYA, MIZORAM, NAGALAND, PUNJAB, SIKKIM, TAMIL NADU, WEST BENGAL

Rural Roads - PMGSY

Length of Road Constructed

% Achievement of Target

During April, 2008-January, 2009

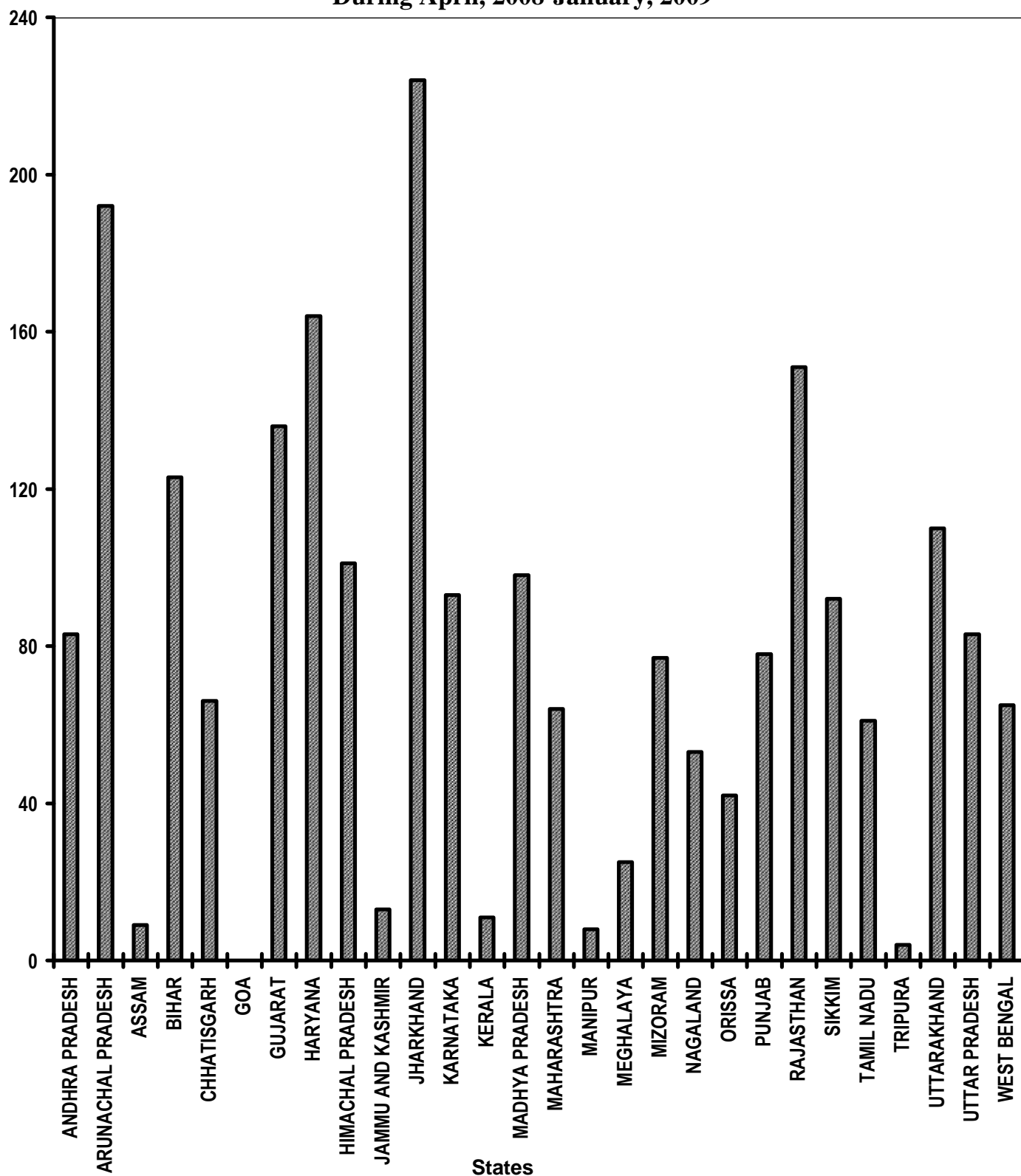


Table - 17

Rural Roads - PMGSY
Length of Road Constructed
(Unit: Kilometer)

Sl. No.	State/UT Name	Target		Achievement April,2008-January,2009	Percent Achievement April,2008-January,2009
		2008-2009	April,2008-January,2009		
(1)	(2)	(3)	(4)	(5)	(5)/(4)
1	ANDHRA PRADESH	2,500	1,667	1,380	83
2	ARUNACHAL PRADESH	290	193	371	192
3	ASSAM	2,730	1,820	161	9
4	BIHAR	5,857	3,904	4,815	123
5	CHHATISGARH	4,250	2,833	1,857	66
6	GOA	5	3	0	0
7	GUJARAT	1,000	667	910	136
8	HARYANA	750	500	820	164
9	HIMACHAL PRADESH	1,660	1,106	1,118	101
10	JAMMU AND KASHMIR	1,550	1,033	138	13
11	JHARKHAND	1,200	800	1,793	224
12	KARNATAKA	1,820	1,213	1,124	93
13	KERALA	480	320	35	11
14	MADHYA PRADESH	7,000	4,667	4,562	98
15	MAHARASHTRA	4,000	2,667	1,714	64
16	MANIPUR	900	600	45	8
17	MEGHALAYA	150	100	25	25
18	MIZORAM	280	187	144	77
19	NAGALAND	430	287	151 *	53
20	ORISSA	6,000	4,000	1,678	42
21	PUNJAB	1,000	667	519	78
22	RAJASTHAN	8,200	5,467	8,281	151
23	SIKKIM	280	187	172	92
24	TAMIL NADU	938	626	379	61
25	TRIPURA	750	500	20	4
26	UTTARAKHAND	750	500	549	110
27	UTTAR PRADESH	7,610	5,073	4,224	83
28	WEST BENGAL	2,060	1,373	886	65
Grand Total		64,440	42,960	37,871	88

Very Good:(90% or above of targets)

ARUNACHAL PRADESH, BIHAR, GUJARAT, HARYANA, HIMACHAL PRADESH, JHARKHAND, KARNATAKA, MADHYA PRADESH, RAJASTHAN, SIKKIM, UTTARAKHAND

Good:(Between 80% to 90% targets)

ANDHRA PRADESH, UTTAR PRADESH

Poor:(Below 80% of targets)

ASSAM, CHHATISGARH, GOA, JAMMU AND KASHMIR, KERALA, MAHARASHTRA, MANIPUR, MEGHALAYA, MIZORAM, NAGALAND, ORISSA, PUNJAB, TAMIL NADU, TRIPURA, WEST BENGAL

* Figures furnished by Ministry of Rural Development

Rajiv Gandhi Grameen Vidyutikaran Yojana

Villages electrified
% Achievement of Target
During April, 2008-January, 2009

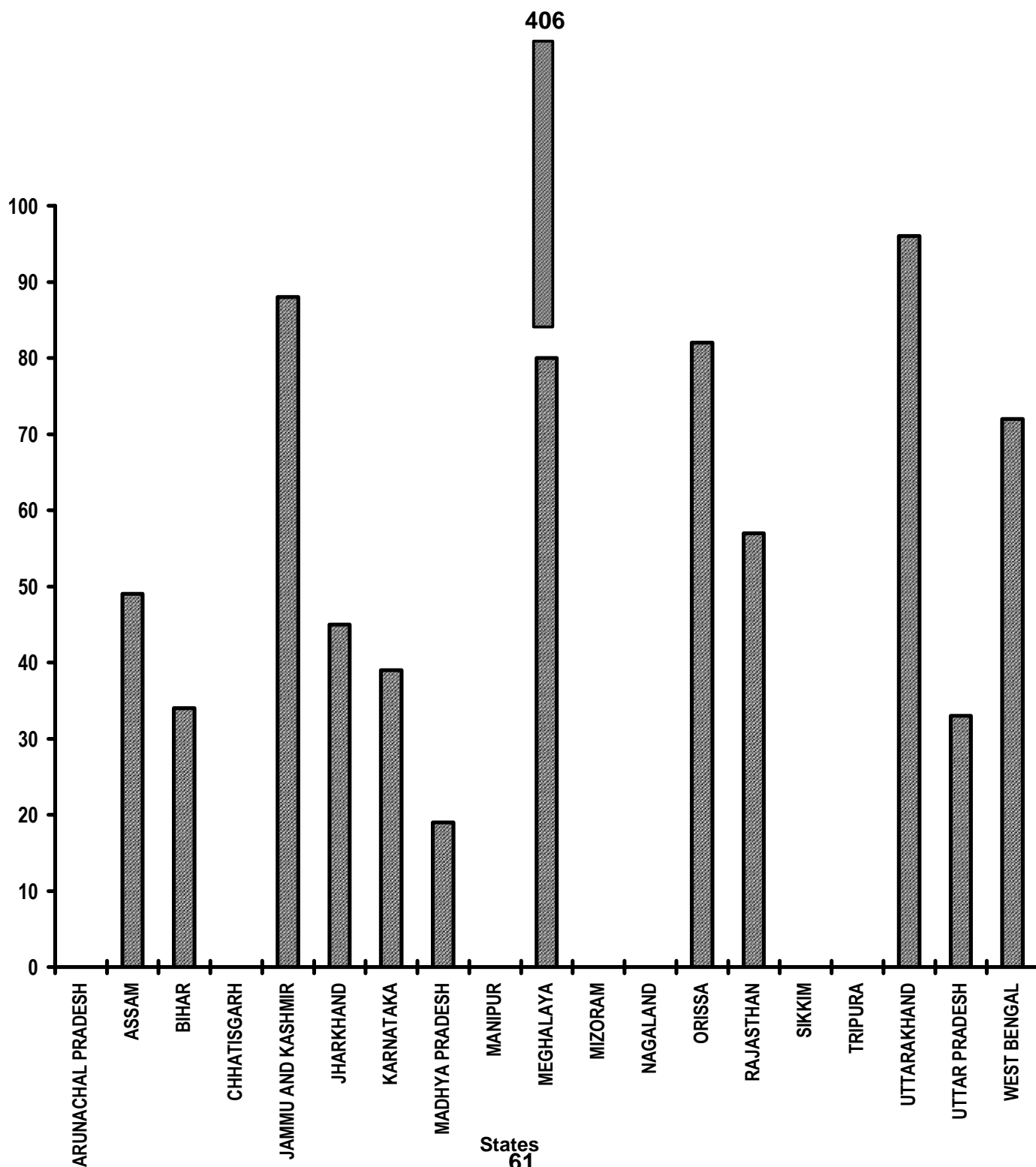


Table - 18

Rajiv Gandhi Grameen Vidyutikaran Yojana
Villages electrified
(Unit: Number)

Sl. No.	State/UT Name	Target		Achievement April,2008- January,2009	Percent Achievement April,2008- January,2009
		2008-2009	April,2008- January,2009		
(1)	(2)	(3)	(4)	(5)	(5)/(4)
1	ARUNACHAL PRADESH	20	16	0	0
2	ASSAM	780	650	317	49
3	BIHAR	5,199	4,330	1,488	34
4	CHHATISGARH	100	80	0	0
5	JAMMU AND KASHMIR	60	50	44	88
6	JHARKHAND	7,631	6,350	2,828	45
7	KARNATAKA	34	28	11	39
8	MADHYA PRADESH	100	80	15	19
9	MANIPUR	20	16	0	0
10	MEGHALAYA	20	16	65	406
11	MIZORAM	20	16	0	0
12	NAGALAND	5	3	0	0
13	ORISSA	2,160	1,800	1,474	82
14	RAJASTHAN	280	230	131	57
15	SIKKIM	10	8	0	0
16	TRIPURA	20	16	0	0
17	UTTARAKHAND	198	160	154	96
18	UTTAR PRADESH	1,600	1,330	435	33
19	WEST BENGAL	743	619	443	72
Grand Total		19,000	15,798	7,405	47

Very Good:(90% or above of targets)

MEGHALAYA, UTTARAKHAND

Good:(Between 80% to 90% targets)

JAMMU AND KASHMIR, ORISSA

Poor:(Below 80% of targets)

ARUNACHAL PRADESH, ASSAM, BIHAR, CHHATISGARH, JHARKHAND, KARNATAKA, MADHYA PRADESH, MANIPUR, MIZORAM, NAGALAND, RAJASTHAN, SIKKIM, TRIPURA, UTTAR PRADESH, WEST BENGAL

Energising pump sets

Pumps sets energized

% Achievement of Target

During April, 2008-January, 2009

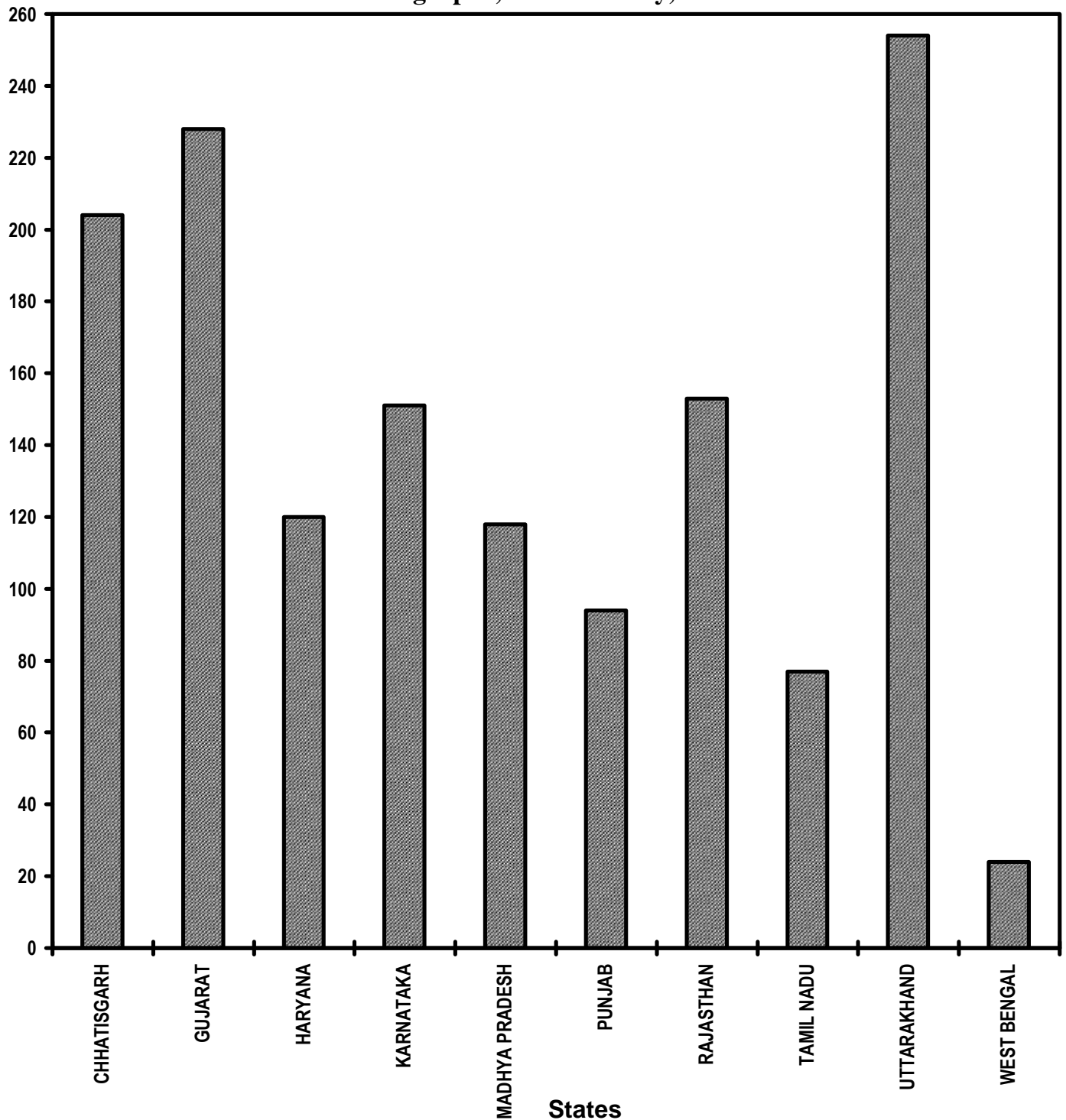


Table - 19

**Energising pump sets
Pumps sets energized
(Unit: Number)**

Sl. No.	State/UT Name	Target		Achievement	Percent
		2008-2009	April,2008- January,2009	April,2008- January,2009	Achievement April,2008- January,2009
(1)	(2)	(3)	(4)	(5)	(5)/(4)
1	CHHATISGARH	10,000	8,330	16,980	204
2	GUJARAT	14,450	12,040	27,395	228
3	HARYANA	15,000	12,500	15,035	120
4	KARNATAKA	17,000	14,160	21,327	151
5	MADHYA PRADESH	7,798	6,498	7,667	118
6	PUNJAB	60,000	50,000	47,149	94
7	RAJASTHAN	45,000	37,500	57,338	153
8	TAMIL NADU	40,000	33,330	25,640	77
9	UTTARAKHAND	350	290	738	254
10	WEST BENGAL	2,037	1,697	403	24
Grand Total		2,11,635	1,76,345	2,19,672	125

Very Good:(90% or above of targets)

**CHHATISGARH, GUJARAT, HARYANA, KARNATAKA, MADHYA PRADESH, PUNJAB, RAJASTHAN,
UTTARAKHAND**

Poor:(Below 80% of targets)

TAMIL NADU, WEST BENGAL

Supply of Electricity

Electricity supplied

% Achievement of Target

During April, 2008-January, 2009

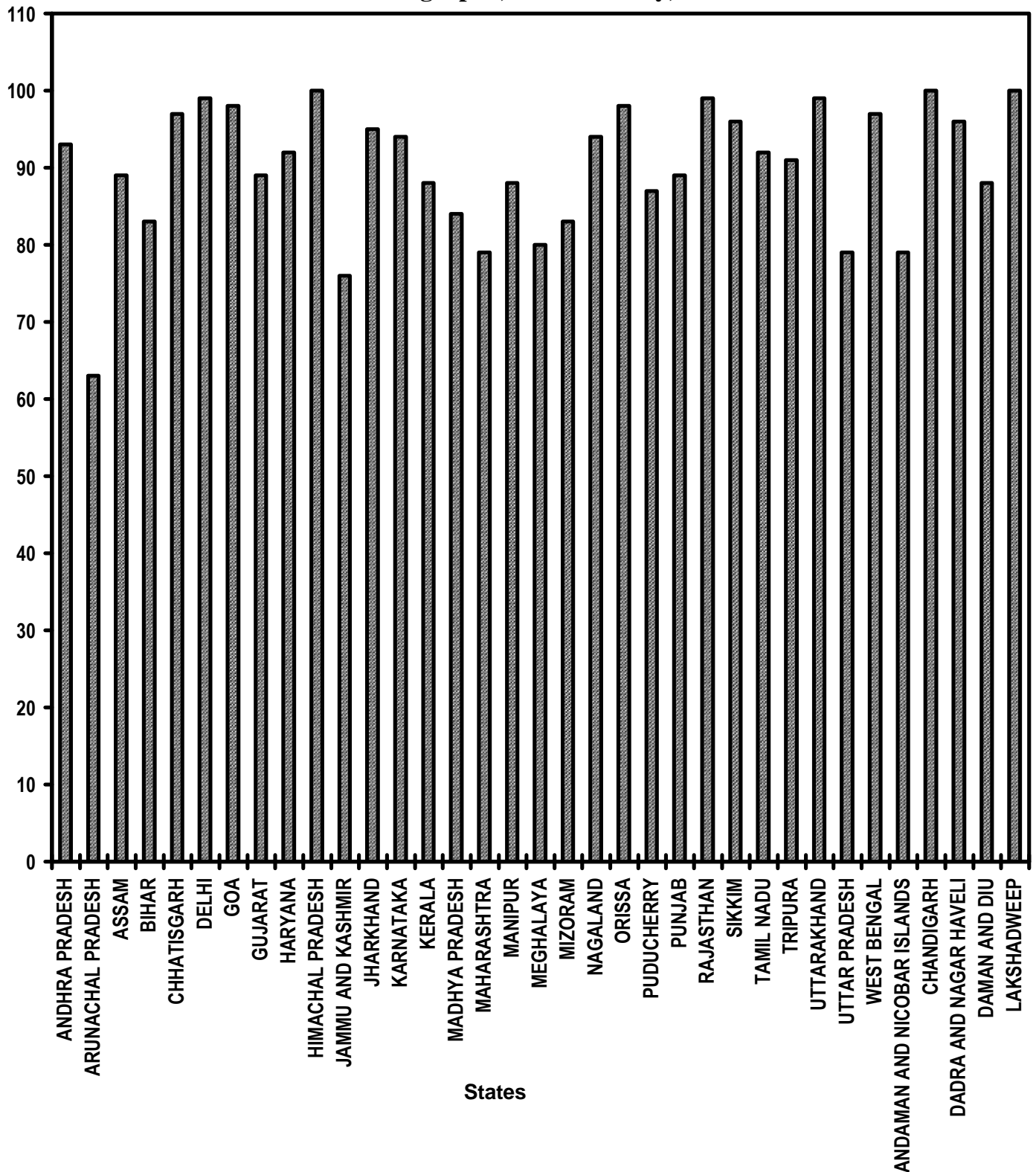


Table - 20

Supply of Electricity

Sl. No.	State/UT Name	Electricity demanded (Million Units) April,2008- January,2009	Electricity supplied (Million Units) April,2008- January,2009	Shortage observed (Million Units) April,2008- January,2009	Percentage of Electricity Supplied
		(3)	(4)	(5)	(6)
1	ANDHRA PRADESH	58,283	54,435	3,848	93
2	ARUNACHAL PRADESH	378	237	141	63
3	ASSAM	4,354	3,874	480	89
4	BIHAR	8,729	7,280	1,449	83
5	CHHATISGARH	12,479	12,130	349	97
6	DELHI	19,437	19,322	115	99
7	GOA	2,311	2,275	36	98
8	GUJARAT	56,939	50,433	6,506	89
9	HARYANA	24,387	22,368	2,019	92
10	HIMACHAL PRADESH	5,229	5,216	13	100
11	JAMMU AND KASHMIR	9,320	7,087	2,233	76
12	JHARKHAND	4,431	4,212	219	95
13	KARNATAKA	35,085	32,957	2,128	94
14	KERALA	14,621	12,882	1,739	88
15	MADHYA PRADESH	34,646	29,115	5,531	84
16	MAHARASHTRA	1,00,502	79,217	21,285	79
17	MANIPUR	480	422	58	88
18	MEGHALAYA	1,510	1,213	297	80
19	MIZORAM	275	227	48	83
20	NAGALAND	378	357	21	94
21	ORISSA	17,026	16,765	261	98
22	PUDUCHERRY	1,694	1,471	223	87
23	PUNJAB	35,847	32,059	3,788	89
24	RAJASTHAN	31,018	30,672	346	99
25	SIKKIM	265	255	10	96
26	TAMIL NADU	58,077	53,559	4,518	92
27	TRIPURA	676	617	59	91
28	UTTARAKHAND	6,538	6,496	42	99
29	UTTAR PRADESH	57,211	45,286	11,925	79
30	WEST BENGAL	25,988	25,131	857	97
31	ANDAMAN AND NICOBAR ISLANDS	196	154	42	79
32	CHANDIGARH	1,225	1,225	0	100
33	DADRA AND NAGAR HAVELI	2,976	2,864	112	96
34	DAMAN AND DIU	1,484	1,299	185	88
35	LAKSHADWEEP	20	20	0	100
Grand Total		6,34,015	5,63,132	70,883	89

Very Good:(90% or above of targets)

ANDHRA PRADESH, CHHATISGARH, DELHI, GOA, HARYANA, HIMACHAL PRADESH, JHARKHAND, KARNATAKA, NAGALAND, ORISSA, RAJASTHAN, SIKKIM, TAMIL NADU, TRIPURA, UTTARAKHAND, WEST BENGAL, CHANDIGARH, DADRA AND NAGAR HAVELI, LAKSHADWEEP

Good:(Between 80% to 90% targets)

ASSAM, BIHAR, GUJARAT, KERALA, MADHYA PRADESH, MANIPUR, MEGHALAYA, MIZORAM, PUDUCHERRY, PUNJAB, DAMAN AND DIU

Poor:(Below 80% of targets)

ARUNACHAL PRADESH, JAMMU AND KASHMIR, MAHARASHTRA, UTTAR PRADESH, ANDAMAN AND

Swaranjayanti Gram Swarojgar Yojana

Sl. No.	State/UT Name	Individual SC Swarozgaries Assisted (Number) April,2008-January,2009	Individual ST Swarozgaries Assisted (Number) April,2008-January,2009	Individual Women Swarozgaries Assisted (Number) April,2008-January,2009	Individual Disabled Swarozgaries Assisted (Number) April,2008-January,2009
		(3)	(4)	(5)	(6)
1	ANDHRA PRADESH	14,657	3,271	34,198	3,184
2	ARUNACHAL PRADESH	0	0	0	0
3	ASSAM	557	445	1,193	452
4	BIHAR	866	132	700	296
5	CHHATISGARH	1,214	3,364	1,015	129
6	GOA	6	2	24	2
7	GUJARAT	10,294	0	7,448	228
8	HARYANA	1,756	0	2,897	104
9	HIMACHAL PRADESH	2,846	469	4,644	88
10	JAMMU AND KASHMIR	357	346	610	1
11	JHARKHAND	4,818	7,472	6,781	711
12	KARNATAKA	17,947	6,533	45,572	1,065
13	KERALA	3,898	308	2,714	478
14	MADHYA PRADESH	11,382	14,576	20,714	1,493
15	MAHARASHTRA	3,289	1,570	2,881	617
16	MANIPUR	0	0	0	0
17	MEGHALAYA	36	1,473	673	12
18	MIZORAM	0	0	0	0
19	NAGALAND	0	342	139	15
20	ORISSA	739	871	404	709
21	PUDUCHERRY	0	0	0	0
22	PUNJAB	2,175	0	759	57
23	RAJASTHAN	2,558	1,434	3,444	93
24	SIKKIM	78	651	852	58
25	TAMIL NADU	969	72	1,064	1,949
26	TRIPURA	0	0	0	0
27	UTTARAKHAND	2,506	162	767	0
28	UTTAR PRADESH	1,03,630	1,193	75,569	2,781
29	WEST BENGAL	9,556	1,425	26,611	50
30	ANDAMAN AND NICOBAR ISLANDS	0	12	6	2
31	DADRA AND NAGAR HAVELI	0	23	1	0
32	DAMAN AND DIU	0	0	0	0
33	LAKSHADWEEP	0	0	17	1
Grand Total		1,96,134	46,146	2,41,697	14,575

Distribution of waste land to the landless

Sl. No.	State/UT Name	Land Distributed to SC (Hectare) April,2008- January,2009	Land Distributed to ST (Hectare) April,2008- January,2009	Land Distributed to Others (Hectare) April,2008- January,2009
		(3)	(4)	(5)
1	ANDHRA PRADESH	321	162	533
2	ARUNACHAL PRADESH	0	0	0
3	ASSAM	0	0	0
4	BIHAR	3	6	15
5	CHHATISGARH	4,197	11,761	8,610
6	DELHI	0	0	0
7	GOA	0	0	0
8	GUJARAT	912	160	2,608
9	HARYANA	0	0	0
10	JAMMU AND KASHMIR	0	0	0
11	JHARKHAND	86	322	130
12	KARNATAKA	0	0	0
13	KERALA	0	0	0
14	MADHYA PRADESH	17,754	20,775	17,804
15	MAHARASHTRA	0	0	0
16	MANIPUR	0	0	0
17	MEGHALAYA	0	0	0
18	MIZORAM	0	0	0
19	NAGALAND	0	0	0
20	ORISSA	198	399	491
21	PUDUCHERRY	0	0	0
22	PUNJAB	0	0	0
23	RAJASTHAN	0	0	0
24	SIKKIM	1	2	6
25	TAMIL NADU	1,966	133	10,530
26	TRIPURA	0	0	0
27	UTTARAKHAND	0	0	0
28	UTTAR PRADESH	3,378	46	2,175
29	WEST BENGAL	0	0	0
30	ANDAMAN AND NICOBAR ISLANDS	0	0	0
31	CHANDIGARH	0	0	0
32	DADRA AND NAGAR HAVELI	0	0	0
33	DAMAN AND DIU	0	0	0
34	LAKSHADWEEP	0	0	0
Grand Total		28,816	33,766	42,902

LIST OF ITEMS COVERED UNDER (TPP) - 2006

Point No.	Item No.	Name of the Points/Items
I.		Garibi Hatao [Poverty Eradication]
		Rural Areas
	1.	Employment generation under the National Rural Employment Guarantee Act
	2.	Swaranjayanti Gram Swarojgar Yojana
	3.	Rural Business Hubs in Partnership with Panchayats
	4.	Self help Groups
		Urban Areas
	5.	Swaranjayanti Shehri Rojgar Yojana
II.		Jan Shakti (Power to People)
	6.	Local Self Government (Panchayati Raj and Urban Local Bodies) <ul style="list-style-type: none"> - Activity Mapping for devolution of functions - Budget Flow of Funds - Assignment of Functionaries
	7.	Quick and Inexpensive Justice – Gram Nyayalayas and Nyaya Panchayats.
	8.	District Planning Committees.
III.		Kisan Mitra [Support to Farmers]
	9.	Water shed development
	10.	Marketing and infrastructural support to farmers
	11.	Irrigation facilities (including minor and micro irrigation) for agriculture
	12.	Credit to farmers
	13.	Distribution of waste land to the landless
IV.		Shramik Kalyan [Labour Welfare]
	14.	Social Security for Agricultural and Unorganised Labour
	15.	Minimum Wages Enforcement (including Farm Labour)
	16.	Prevention of Child Labour
	17.	Welfare of Women Labour
V.		Khadya Suraksha [Food Security]
	18.	Food security: <ul style="list-style-type: none"> (i) Targeted Public Distribution system, (ii) Antodaya Anna Yojana, (iii) Establishing Grain banks in chronically food scarcity areas
VI.		Subke Liye Aawas [Housing for All]
	19	Rural Housing - Indira Awas Yojana
	20.	EWS/LIG Houses in Urban Areas

Contd.....

Point No.	Item No.	Name of the Points/Items
VII.		Shudh Peya Jal [Clean Drinking Water]
	21.	Rural Areas. - Accelerated Rural Water Supply Programme
	22.	Urban Areas: - Accelerated Urban Water Supply Programme
VIII.		Jan Jan Ka Swasthya [Health for All]
	23.	Control and prevention of major diseases: (a) HIV/AIDS (b) TB (c) Malaria (d) Leprosy (e) Blindness
	24.	National Rural Health Mission
	25.	Immunisation of Children
	26.	Sanitation Programme in - Rural Areas - Urban areas
	27.	Institutional Delivery
	28.	Prevention of Female Foeticide
	29.	Supplementary nutrition for Mothers and Children
	30.	Two Child norms
IX.		Sabke Liye Shiksha [Education for All]
	31.	Sarv Shiksha Abhiyan
	32.	Mid Day Meal Scheme - Compulsory Elementary Education
X.		Anusuchit Jaati, Jan Jaati, Alp-sankhyak evam Anya Pichhra Varg Kalyan [Welfare of Scheduled Castes, Scheduled Tribes, Minorities and OBCs]
	33.	SC Families Assisted
	34.	Rehabilitation of Scavengers
	35.	ST Families Assisted
	36.	Rights of Forest dwellers – Owners of minor forest produce
	37.	Primitive Tribal Groups
	38.	No alienation of Tribal lands
	39.	Implementation of Panchayats (Extension to Scheduled Areas) Act [PESA]
	40.	Welfare of Minorities
	41.	Professional education among all minority communities
	42.	Reservation of OBCs in - Education - Employment
XI.		Mahila Kalyan [Women Welfare]
	43.	Financial Assistance for Women Welfare
	44.	Improved participation of women in (a) Panchayats (b) Municipalities (c) State Legislatures (d) Parliament

Contd.....

Point No.	Item No.	Name of the Points/Items
XII.		Bal Kalyan (Child Welfare)
	45.	Universalisation of ICDS Scheme
	46.	Functional Anganwadis
XIII.		Yuva Vikas [Youth Development]
	47.	Sports for all in Rural and Urban areas
	48.	Rashtriya Sadbhavana Yojana
	49.	National Service Scheme
XIV.		Basti Sudhar [Improvement of Slums]
	50.	Number of Urban poor families assisted under seven point charter viz. land tenure, housing at affordable cost, water, sanitation, health, education, and social security.
XV.		Paryavaran Sanrakshan evam Van Vridhi [Environment Protection and Afforestation]
	51.	Afforestation (a) Area Covered under Plantation on - Public and Forest Lands (b) Number of Seedlings planted on -Public and Forest Lands
	52.	Prevention of pollution of Rivers and water bodies
	53.	Solid and liquid waste management in - Rural Areas - Urban Areas
XVI.		Samajik Suraksha [Social Security]
	54.	Rehabilitation of handicapped and orphans.
	55.	Welfare of the aged
XVII.		Grameen Sadak [Rural Roads]
	56.	Rural Roads - PMGSY
XVIII.		Grameen Oorja [Energization of Rural Area]
	57.	Bio-diesel Production
	58.	Rajiv Gandhi Grameen Vidyutikaran Yojana
	59.	Renewable Energy
	60.	Energising Pump sets
	61.	Supply of Electricity
	62.	Supply of Kerosene and LPG
XIX.		Pichhara Kshetra Vikas [Development of Backward Areas]
	63.	Backward Regions Grants Fund
XX.		e- Shasan [IT enabled e-Governance]
	64.	Central and State Governments
	65.	Panchayats and Municipalities

ABBREVIATIONS USED

AAY	Antodaya Anna Yojana
ARWSP	Accelerated Rural Water Supply Programme
DDRS	Deen Dayal Rehabilitation Scheme
EWS	Economically Weaker Section
IAY	Indira Awaas Yojana
ICDS	Integrated Child Development Scheme
LIG	Low Income Group
MWE	Minimum Wages Enforcement
NC	Not Covered
NREGS	National Rural Employment Guarantee Scheme
PC	Partially Covered
PMGSY	Prime Minister Grameen Sadak Yojana
SC	Scheduled Caste
RGGVY	Rajiv Gandhi Grameen Vidyutikaran Yojana
SGRY	Sampoorna Grameen Rojgar yojana
SGSY	Swaranjayanati Gram Swarojgar Yojana
SHG	Self Help Groups
ST	Scheduled Tribe
TPDS	Targeted Public Distribution system