

**TWENTY POINT PROGRAMME-2006**  
**PROGRESS REPORT**  
**FOR**  
**APRIL, 2008 - FEBRUARY, 2009**



**GOVERNMENT OF INDIA**  
**MINISTRY OF STATISTICS AND PROGRAMME IMPLEMENTATION**  
**SARDAR PATEL BHAWAN, SANSAD MARG,**  
**NEW DELHI-110 001**

**Website: [www.mospi.gov.in](http://www.mospi.gov.in)**

# CONTENTS

	<b>Page No.</b>
I. Introduction	i
II. List of Twenty Points	ii
III. List of Monthly Monitored Items	iii
IV. List of items identified tentatively for ranking	iv
V. Status of receipt of targets for Monthly Monitored items	v
VI. List of items under TPP-2006 yet to be operationalised	viii

## **PART-I** **Overall Performance Analysis**

VII. Progress Report	1
VIII. Highlights	2
Table - A - All India Performance	6
Table- B - State Wise Performance	7
Table- C - State Wise and Item Wise Performance	12
Table- D – Score Card and Ranking of States	21

## **PART- II** **Performance Tables**

<b>Table No.</b>	<b>Description of Item</b>	
1	Employment Generation - NREG Scheme	24
2	Swaranjayanti Gram Swarojgar Yojana (SGSY)	25
3(A)	SHGs Formed under SGSY	27
3(B)	SHGs to whom income generating activities provided	28
4	Distribution of waste land to the landless	30
5(A)	Minimum Wages Enforcement (Including Farm Labour)	31
	(i) Inspections made (ii) Irregularities detected	
	(iii) Irregularities rectified	
5(B)	Minimum Wages Enforcement (Including Farm Labour)	32
	(i) Claims filed (ii) Claims settled	
5(c)	Minimum Wages Enforcement (Including Farm Labour)	33
	(i) Prosecution cases pending (ii) Prosecution cases filed	
	(iii) Prosecution cases decided	
6(A)	Targeted Public Distribution System	34
6(B)	Antodaya Anna Yojana	36
7	Rural Housing - Indira Awaas Yojana	38
8	EWS/LIG Houses in Urban Areas	40

**Contd...**

<b>Table No.</b>	<b>Description of Item</b>	<b>Page No.</b>
9(A)	Rural Areas - ARWSP Habitations (NC/PC) covered	42
9(B)	Slipped back habitations and habitations with water quality problem addressed	44
10	Sanitation Programme in Rural Areas	46
11	Institutional Delivery	47
12	SC Families Assisted	48
13	Universalization of ICDS Scheme	50
14	Functional Anganwadis	52
15	No. of Urban poor families assisted under Seven Point Charter	54
16(A)	Afforestation- Area Covered under Plantation- (Public and Forest Lands)	55
16(B)	Afforestation- Seedlings Planted – (Public and Forest Lands)	57
17	Rural Roads – PMGSY	59
18	Rajiv Gandhi Grameen Vidyutikaran Yojana -RGGVY	61
19	Energising pump sets	63
20	Supply of Electricity	65
	<b>Annexures</b>	
o	SC, ST, Women and Disabled Swarozgaries Assisted under SGSY	Annexure -I
o	Waste land distributed to SC, ST and Others	Annexure –II
o	List of 65 items to be monitored under TPP- 2006	Annexure – III
o	Abbreviations used	Annexure – IV

# **Twenty Point Programme – 2006**

## **An Introduction**

The Twenty Point Programme (TPP) was launched by the Government of India in the year 1975 and restructured in 1982, 1986 and again in 2006. The restructured programme, known as Twenty Point Programme (TPP) – 2006, became operational with effect from 1<sup>st</sup> April, 2007. The Programme is meant to give a thrust to schemes relating to poverty alleviation, employment generation in rural areas, housing, education, family welfare & health, protection of environment and many other schemes having a bearing on the quality of life, especially in the rural areas.

2. The programmes and schemes under the TPP-2006 are in harmony with the priorities contained in the National Common Minimum Programme (NCMP), the Millennium Development Goals (MDGs) of the United Nations and SAARC Social Charter. The original nomenclature, namely the Twenty Point Programme, which has been in existence for more than three decades and carries the stamp of familiarity among the people and administrative agencies, has been retained.

3. Twenty Point Programme (TPP) – 2006 originally consisted of 20 Points and 66 items being monitored individually by Central Nodal Ministries concerned. During 2007-08, of the 66 items, 22 items were monitored on monthly basis. The monthly information in respect of these items is being collected from various States/Union Territories and the Central Nodal Ministries. Remaining items under TPP-2006, are being monitored on annual basis as the information in respect of these items will be made available on annual basis by the concerned Ministries.

4. One of the 66 items viz. “Sampoorna Grameen Rojgar Yojana (SGRY)” has since been subsumed into another item namely “National Rural Employment Guarantee Act” with effect from 1<sup>st</sup> April, 2008, therefore, SGRY has been dropped from the list of 66 items during 2008-09 under TPP-2006. Thus out of 65 items, 20 items shall be monitored on monthly basis for the period 2008-09. Out of 20 monthly monitored items, the performance in respect of 16 items shall be provided by the States/ UTs and in respect of 4 items by the concerned Nodal Ministries. For the purpose of ranking, the performance of States on monthly basis in respect of 18 tentatively identified parameters have been evaluated. The list of 65 items is enclosed at Annexure- III.

5. Some of the schemes/ programmes are yet to be operationalised by the Central Nodal Ministries concerned. These items will be monitored only after the schemes concerning them come into existence and their frequency of monitoring will be decided later. The details of such items are available on page No. (viii) of the report.

6. The monitoring mechanism for TPP-2006 has been widened by including block level monitoring in addition to District, State and Central level monitoring. Most of the States/Union Territories have constituted the block, district and state level monitoring committees. At the Centre, the progress of individual items is monitored and reviewed by the Departments/Ministries concerned. The Ministry of Statistics & Programme Implementation (MOSPI) monitors the Programme in totality. The Monitoring Guidelines of TPP-2006 issued to States/UTs are also available on the website of the Ministry ([www.mospi.gov.in](http://www.mospi.gov.in)).

# **Twenty Point Programme – 2006**

## **Twenty Points**

1. Garibi Hatao [Poverty Eradication]
2. Jan Shakti (Power to People)
3. Kisan Mitra [Support to Farmers]
4. Shramik Kalyan [Labour Welfare]
5. Khadya Suraksha [Food Security ]
6. Subke Liye Aawas [Housing for All]
7. Shudh Peya Jal [Clean Drinking Water]
8. Jan Jan Ka Swasthya [Health for All]
9. Sabke Liye Shiksha [Education for All]
10. Anusuchit Jaati, Jan Jaati, Alp-sankhyak evam  
Anya Pichhra Varg Kalyan [Welfare of Scheduled Castes,  
Scheduled Tribes, Minorities and OBCs]
11. Mahila Kalyan [Women Welfare]
12. Bal Kalyan [Child Welfare]
13. Yuva Vikas [Youth Development]
14. Basti Sudhar [Improvement of Slums]
15. Paryavaran Sanrakshan evam Van Vridhi  
[Environment Protection and Afforestation]
16. Samajik Suraksha [Social Security]
17. Grameen Sadak [Rural Roads]
18. Grameen Oorja [Energization of Rural Area]
19. Pichhara Kshetra Vikas [Development of Backward Areas]
20. e- Shasan [IT enabled e-Governance]

# Twenty Point Programme – 2006

## Monthly Monitored Items

1. Employment generation under the National Rural Employment Guarantee Scheme
2. Swaranjayanti Gram Swarojgar Yojana
3. Self help Groups
4. Distribution of Waste land to landless
5. Minimum Wages Enforcement (Including Farm Labour)
6. **Food Security:**
  - (i) Targeted Public Distribution system,
  - (ii) Antodaya Anna Yojana,
7. Rural Housing - Indira Awaas Yojana
8. EWS/LIG Houses in Urban Areas
9. **Rural Areas-** Accelerated Rural Water Supply Programme (ARWSP)
  - (i) Habitations covered (NC &PC)
  - (ii) Slipped back habitations and habitations with water quality problems addressed
10. Sanitation Programme in Rural Areas
11. Institutional Delivery
12. SC Families Assisted
13. Universalisation of ICDS Scheme
14. Functional Anganwadis
15. Number of Urban poor families assisted under seven point charter viz. land tenure, housing at affordable cost, water, sanitation, health, education, and social security.
16. **Afforestation:**
  - (a) Area Covered under Plantation on - Public and Forest Lands
  - (b) Number of Seedlings planted on -Public and Forest Lands
17. Rural Roads - PMGSY
18. Rajiv Gandhi Grameen Vidyutikaran Yojana - RGGVY
19. Energising Pump sets
20. Supply of Electricity

# Twenty Point Programme – 2006

## Items tentatively identified for ranking

For the purpose of ranking the performance of States under TPP-2006 on monthly basis, the following 15 items & 18 Parameters have been tentatively identified.

Items	Para meters	Description of Item
1	1	Individual Swarozgaries Assisted under SGSY
2	2	SHGs to whom income generating activities provided
3	-	<b>Food security:</b>
	3	(i) Targeted Public Distribution System,
	4	(ii) Antodaya Anna Yojana
4	5	Rural Housing - Indira Awaas Yojana (IAY)
5	6	EWS/LIG Houses in Urban Areas
6	-	<b>Rural Areas:</b>
	7	(i) Accelerated Rural Water Supply Programme-Habitation covered (NC & PC)
	8	(ii) Slipped back habitations and habitation with water quality problems addressed -ARWSP
7	9	SC Family Assisted
8	10	Universalisation of ICDS Scheme
9	11	Functional Anganwadis
10.	12	Number of Urban poor families assisted under seven point charter viz. land tenure, housing at affordable cost, water, sanitation, health, education, and social security.
11	-	<b>Afforestation:</b>
	13	(i) Area Covered under Plantation on - Public and Forest Lands
	14	(ii) Number of Seedlings planted on -Public and Forest Lands
12	15	Rural Roads – PMGSY
13	16	Rajiv Gandhi Grameen Vidyutikaran Yojana –RGGVY
14	17	Energising Pump sets
15	18	Supply of Electricity

### Status of receipt of targets for Monthly Monitored items under TPP-2006

[Sl. No.]	Name of the item	Parameters/ indicators	Whether targetable / non targetable	Whether targets have been received	Nodal Ministry
<b>1</b>	Employment generation under the National Rural Employment Guarantee Scheme	(i) No. of job card issued (ii) Employment generated (iii) Wages given	Non targetable	-	Ministry of Rural Development
<b>2</b>	Swaranjayanti Gram Swarojgar Yojana	Individual Swarozgaries Assisted (i) Total (ii) SC (iii) ST (iv) Women (v) Disabled person	Targetable	Yes	-do-
<b>3</b>	Self help Groups	SHGs under SGSY  - SHGs formed - SHGs to whom income generating activities provided	Non targetable  Targetable	-  Yes	-do-  -do-
<b>4</b>	Distribution of waste land to the landless	Waste Land distributed (i) Total (ii) SC (iii)ST (iv) Others	Non targetable	-	-do-
<b>5</b>	Rural Housing - Indira Awaas Yojana (IAY)	Houses sanctioned	Targetable	Yes	-do-
<b>6</b>	Rural Areas - Accelerated Rural Water Supply Programme -(ARWSP)	(i) Habitations covered (NC/PC)  (ii) Slipped back Habitations and Habitations with water quality problem addressed	Targetable  Targetable	Yes  Yes	-do-  -do-



<b>Sl. No.</b>	<b>Name of the item</b>	<b>Parameters/ indicators</b>	<b>Whether targetable / non targetable</b>	<b>Whether targets have been received</b>	<b>Nodal Ministry</b>
<b>7</b>	Sanitation Programme in Rural Areas	Individual Household latrines constructed	Non targetable	-	-do-
<b>8</b>	Rural Roads – PMGSY	Length of Road Constructed	Targetable	Yes	-do-
<b>9.</b>	Minimum Wages Enforcement (including Farm Labour)	(a) <i>Agriculture and Farm workers</i> (i) Inspections made (ii) Irregularities detected (iii) Irregularities rectified (iv) Claims filed (v) claims settled (vi) Prosecution cases pending (vii) Prosecution cases filed (viii) Prosecution cases decided (b) <i>others</i>	Non - targetable	-	Ministry of Labour & Employment
<b>10.</b>	Food security: (i) Targeted Public Distribution system (ii) Antodaya Anna Yojana	Allocation of Food Grains to States/UTs  Allocation of Food Grains to States/UTs	Targetable  -do-	Yes  Yes	Ministry of Consumer Affairs, Food & Public Distribution -do-
<b>11.</b>	Institutional Delivery	Delivery in Institutions	Non targetable	-	-do-
<b>12.</b>	SC Families Assisted	SC Families Assisted	Targetable	No	M/o Social Justice and Empowerment
<b>13.</b>	Universalisation of ICDS Scheme	ICDS Blocks Operational (Cumulative)	Targetable	Yes	Ministry of Women and Child Development
<b>14.</b>	Functional Anganwadis	Anganwadis Functional (cumulative)	Targetable	Yes	-do-

<b>Sl. No.</b>	<b>Name of the item</b>	<b>Parameters/ indicators</b>	<b>Whether targetable / non targetable</b>	<b>Whether targets have been received</b>	<b>Nodal Ministry</b>
<b>15.</b>	EWS/LIG Houses in Urban Areas	Houses Constructed	Targetable	Yes	M/o Housing and Urban Poverty Alleviation
<b>16.</b>	Number of Urban poor families assisted under seven point charter viz. land tenure, housing at affordable cost, water, sanitation, health, education, and social security.	Poor Families Assisted	Targetable	Yes (Targets received in respect of only eight States)	-do-
<b>17.</b>	<b>Afforestation:</b> (a) Area Covered under Plantation on - Public and Forest Lands  (b) Number of Seedlings planted on -Public and Forest Lands	(a) Area Covered under Plantation on - Public and Forest Lands  (b) Number of Seedlings planted on -Public and Forest Lands	Targetable  Targetable	Yes  Yes	Ministry of Environment and Forest  -do-
<b>18.</b>	Rajiv Gandhi Grameen Vidyutikaran Yojana (RGGVY)	Villages electrified	Targetable	Yes	Ministry of Power
<b>19.</b>	Energising Pump sets	Pumpsets Energised	Targetable	Yes	-do-
<b>20</b>	Supply of Electricity	Electricity demanded	Targetable	Yes	-do-

### **List of items where the concerned schemes are yet to be operationalised**

- (i) ***Quick and inexpensive justice–Gram Nyayalayas and Nyaya Panchayats:*** Ministry of Panchayati Raj is consulting Central Ministries and States/UT Governments regarding draft bill on Nyaya Panchayats.
- (ii) ***Social Security for Agricultural and Unorganised Labour:*** To provide Social Security to workers in the unorganized sector, including agricultural labour, the Unorganised Sector Workers' Social Security Bill, 2007, was introduced in the Rajya Sabha on 10.9.07 and is being examined by the Parliamentary Standing Committee on Labour.

**List of items which have been operationalised subsequently:** During operationalisation of TPP-2006 in the year 2007-08, following six items have been operationalised.

- (1) ***Rural Business Hubs in Partnership with Panchayats:*** Rural Business Hubs as a Centrally Sponsored Scheme has been approved during August-2007. The parameter/ indicator to be monitored on annual basis is the “number of MOUs signed under various schemes”.
- (2) ***Rehabilitation of Scavengers:*** The Self Employment Scheme for “Rehabilitation of Manual Scavengers” (SRMS) has become operational w.e.f. 9<sup>th</sup> January, 2007. The parameter/ indicator to be monitored on annual basis is the “number of manual scavengers and their dependents assisted for rehabilitation”.
- (3) ***Rights of Forest dwellers – Owners of minor forest produce:*** The Bill concerning “Rights of Forest Dwellers” - Owners of minor forest produce has been passed. The information on indicators/ parameters to be monitored and frequency of monitoring is awaited from Ministry of Tribal Affairs.
- (4) ***Reservation of OBCs in Education:*** The petition on implementation of reservation in admission in respect of persons belonging to OBCs, which had been stayed by the Hon'ble Supreme Court of India, has been disposed of in April, 2008. The parameter to be monitored is “Percentage of reservation achieved against 27% reservation for OBCs in different Central Educational Institutions.”
- (5) ***Sports for all in Rural and Urban Areas:*** The scheme titled “Panchayat Yuva Krida Aur Khel Abhiyan (PYKKA)” for the development of sports infrastructure in rural areas has been implemented and the status of implementation of the scheme shall be monitored on annual basis. The scheme titled “Nagar Palika Yuva Krida Aur Khel Abhiyan” for the development of sports infrastructure in urban areas is yet to be approved.
- (6) ***IT enabled e-Governance for Panchayats and Municipalities:*** Mission Mode Projects of Panchayats and Municipalities have been initiated in certain States. The status of implementation of these projects shall be monitored on annual basis.

### **Item Merged**

***Dry Land Farming:*** Consequent to the decision of Ministry of Finance and Planning Commission on the EFC of “Enhancing Sustainability of Dry Land Farming System” for XI Five Year Plan, Dry Land Farming has been merged with new initiatives of the Department- ‘Rainfed Area Development Programme’. As of now, there is no separate scheme on Dryland Farming.

# **PART - I**

**TWENTY POINT PROGRAMME - 2006**

**OVERALL PERFORMANCE ANALYSIS**

# Twenty Point Programme-2006

## Progress Report – (April, 2008-February, 2009)

This monthly progress report of Twenty Point Programme-2006 consists of two parts: **Part-I** contains an analysis of the overall performance, whereas **Part-II** deals with item-wise performance.

2. The report is compiled on the basis of data received from the Central Nodal Ministries and State Governments/UT Administrations. The data is received either through web enabled software developed by National Informatics Centre (NIC) Cell in this Ministry or through Fax/e-mail/post. The processing of data has been done in association with NIC Cell.

3. The analysis for the period of **April, 2008-February, 2009** shows that the performance under **nine** items has been **‘Very Good’** (90% or above the targets). These items are:

- (i) Individual Swarozgaries Assisted-SGSY
- (ii) Pumpsets Energised
- (iii) Seedlings Planted (Public and Forest Lands)
- (iv) ICDS Blocks Operational (Cum.)
- (v) SHGs Provided Income Generating Activities
- (vi) Anganwadis Functional (Cum.)
- (vii) Area Covered under Plantation (Public and Forest Lands)
- (viii) Food Security: (Antyodaya Anna Yojana)
- (ix) Food Security: (Targeted Public Distribution System)

4. The performance of **four** items has been **‘Good’** (80% to 90% of target). These items are:

- (i) Supply of Electricity
- (ii) SC Families Assisted
- (iii) Houses Constructed – IAY and
- (iv) Road Constructed-PMGSY

5. The performance of **five** items has been **‘Poor’** (below 80% of target). These items are:

- (i) Habitations covered (NC and PC)- ARWSP
- (ii) Village Electrified-RGGVY
- (iii) Slipped back habitations and habitations with water quality problems addressed– ARWSP
- (iv) Houses constructed – EWS/LIG and
- (v) Urban Poor Families Assisted under Seven Point Charter

6. Some of items under TPP-2006 like “*National Rural Employment Guarantee Act-NREGA*”, “*Self help Groups formed under SGSY*”, “*Sanitation Programme in Rural Areas*” and “*Institutional Delivery*” being demand driven are being monitored without target. The item “*Sapoorana Gramin Rojgar Yojana (SGRY)*” has been merged with NREGA with effect from 1<sup>st</sup> April, 2008. The items - “*Distribution of Wasteland to the landless*” & Minimum Wages Enforcement (including Farm Labour) will be monitored without any target as the concerned Nodal Ministries are unable to provide the target. These items shall not be considered for the purpose of ranking. The frequency of the item “*ST Families Assisted*” has been changed with the concurrence of Ministry of Tribal Affairs from monthly to annual as monitoring on monthly basis is not feasible. The items where quarterly/ annual targets have been provided by the Ministries concerned, monthly targets have been worked out on prorata basis.

7. MPR has not been received from the States of Arunachal Pradesh and Mizoram till the finalization of this report. Therefore, the performance of these States has not been included.

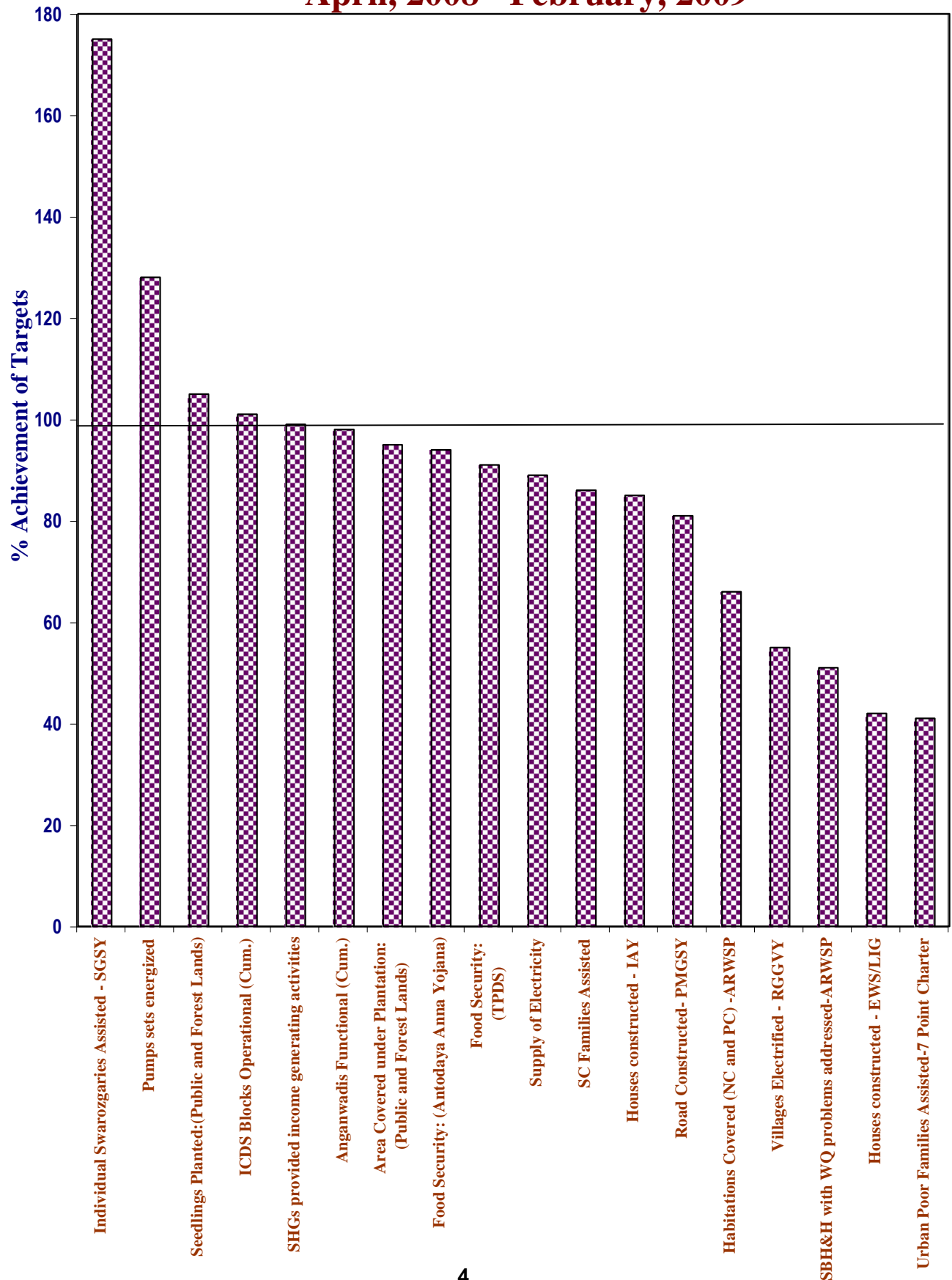
## HIGHLIGHTS

Sl. No.	Item	Achievement for April, 2008-February, 2009
<b>Employment Generated under NREGS.</b>		
<b>1</b>	No.of Job cards issued	7.04 crore
<b>2</b>	Employment generated	174.02 crore mandays
<b>3</b>	Wages given	Rs. 15470.48 crore
<b>Swaranjayanti Gram Swarajgar Yojana</b>		
<b>4</b>	No. of Individual Swarozgaries Assisted	5,89,780
<b>Self help Groups</b>		
<b>5</b>	No.of SHGs formed	4,55,971
<b>6</b>	No.of SHGs to whom income generating activities provided	1,20,710
<b>Distribution of waste land to the landless</b>		
<b>7</b>	Land distributed	1,04,220 hectare
<b>Minimum Wages Enforcement (Including Farm Labour)</b>		
<b>8</b>	No.of Inspections made	1,83,657
<b>9</b>	No.of Irregularities detected	40,480
<b>10</b>	No.of Irregularities rectified	33,552
<b>11</b>	No.of Claims filed	4,516
<b>12</b>	No.of Claims settled	4,738
<b>13</b>	No.of Prosecution cases Pending	13,085
<b>14</b>	No.of Prosecution cases filed	90
<b>15</b>	No.of Prosecution cases decided	205
<b>Food Security: (i) TPDS (ii) AAY</b>		
<b>16</b>	Food Security: Targeted Public Distribution System (TPDS)	316.95 lakh tones
<b>17</b>	Food Security: Antodaya Anna Yojana (AAY)	88.14 lakh tones
<b>Rural Housing- Indira Awaas Yojana</b>		
<b>18</b>	No.of Houses constructed	15,33,019
<b>EWS/LIG Houses in Urban Areas</b>		
<b>19</b>	No. of Houses constructed	45,859

Contd.....

<b>Sl. No.</b>	<b>Item</b>	<b>Achievement for April, 2008-February, 2009</b>
<b>Rural Areas. - Accelerated Rural Water Supply Programme</b>		
<b>20</b>	Habitations covered (NC and PC)	9,575
<b>21</b>	Slipped back habitations and habitations with water quality problems addressed	89,646
<b>Sanitation Programme in Rural Areas</b>		
<b>22</b>	No.of Individual household latrines constructed	95.40 lakh
<b>Institutional Delivery</b>		
<b>23</b>	No.of Deliveries in Institutions	144.39 lakh
<b>SC Families Assisted</b>		
<b>24</b>	No.of SC Families Assisted	37.53 lakh
<b>Universalisation of ICDS Schemes</b>		
<b>25</b>	No. of ICDS Blocks Operational (Cum.)	6,338
<b>Functional Anganwadis</b>		
<b>26</b>	No.of Anganwadis Functional (Cum.)	10.28 lakh
<b>Number of Urban poor families assisted under seven point charter viz. land tenure, housing at affordable cost, water, sanitation, health, education, and social security.</b>		
<b>27</b>	No. of Poor Families Assisted	31,708
<b>Afforestation:</b>		
<b>(i) Area Covered under Plantation (Public&amp;Forest Lands)</b>		
<b>(ii) Seedlings planted (Public and Forest Lands)</b>		
<b>28</b>	Area Covered under Plantation (Public and Forest Lands)	15.45 lakh hectares
<b>29</b>	No. of Seedlings planted (Public and Forest Lands)	110.44 crore
<b>Rural Road- PMGSY</b>		
<b>30</b>	Length of Road Constructed	43,702 Kms
<b>Rajiv Gandhi Grameen Vidyutikaran Yojana</b>		
<b>31</b>	No.of Villages Electrified	9,557
<b>Energized Pumps sets</b>		
<b>32</b>	No.of Pumps sets energized	2,48,253
<b>Supply of Electricity</b>		
<b>33</b>	Electricity supplied	6,16,744 million units (MU)

# PERFORMANCE DURING April, 2008 - February, 2009





# ACHIEVEMENT HIGHLIGHTS

## PERFORMANCE DURING APRIL, 2008 TO FEBRUARY, 2009

The cumulative performance during April, 2008 to February, 2009 has been "Very Good" for 9 items, "Good" for 4 items, and "Poor" for 5 items.

### A. "Very Good" Performance (90% or above of targets)

<u>No.</u>	<u>Items</u>	<u>% Achievement</u>
01B01	Individual Swarozgaries Assisted - SGSY	175
18D01	Pumps sets energized	128
15A02	Seedlings Planted:(Public and Forest Lands)	105
12A01	ICDS Blocks Operational (Cum.)	101
01E02	SHGs provided income generating activities	99
12B01	Anganwadis Functional (Cum.)	98
15A01	Area Covered under Plantation: (Public and Forest Lands)	95
05B02	Food Security:(Antyodaya AnnaYojana)	94
05A02	Food Security: (Targeted Public Distribution System)	91

### B. "Good" Performance (80% to 90%)

18E02	Supply of Electricity	89
10A01	SC Families Assisted	86
06A01	Houses constructed - IAY	85
17A01	Road Constructed- PMGSY	81

### C. Areas of concern-where the performance is below 80%

07A01	Habitations covered (NC and PC) - ARWSP	66
18B01	Villages Electrified - RGGVY	55
07A02	Slipped back habitations and habitations with water quality problems addressed-ARWSP	51
06B01	Houses constructed - EWS/LIG	42
14A01	Urban Poor Families Assisted under Seven Point Charter	41

**Table - A**

**Targets for 2008-2009 & April, 2008 to February, 2009 and achievements during the period April, 2008 to February, 2009**  
**ALL INDIA PERFORMANCE**

Sl. No.	Item Code	Item Description	Units	Targets		Achievements	% Achievements of Targets during April,2008-February,2009
				2008-2009	April,2008-February, 2009	April,2008-February, 2009	
1	01B01	Individual Swarozgaries Assisted - SGSY	Number	3,80,981	3,36,522	5,89,780	175
2	01E02	SHGs provided income generating activities	Number	1,38,168	1,22,026	1,20,710	99
3	05A02	Food Security:Targeted Public Distribution System(TPDS)	Tonnes	3,73,11,812	3,47,71,014	3,16,95,082	91
4	05B02	Food Security:Antodaya Anna Yojana(AAY)	Tonnes	1,01,85,379	93,46,139	88,14,491	94
5	06A01	Houses constructed - IAY	Number	21,27,165	18,08,078	15,33,019	85
6	06B01	Houses constructed - EWS/LIG	Number	1,19,504	1,09,483	45,859	42
7	07A01	Habitations covered (NC and PC) - ARWSP	Number	16,763	14,519	9,575	66
8	07A02	Slipped back habitations and habitations with water quality problems addressed- ARWSP	Number	2,01,135	1,74,309	89,646	51
9	10A01	SC Families Assisted	Number	47,74,200	43,76,240	37,52,760	86
10	12A01	ICDS Blocks Operational (Cum.)	Number	6,284	6,284	6,338	101
11	12B01	Anganwadis Functional (Cum.)	Number	10,52,638	10,52,638	10,27,632	98
12	14A01	Urban Poor Families Assisted under Seven Point Charter	Number	84,502	77,426	31,708	41
13	15A01	Area Covered under Plantation ( Public and Forest Lands)	Hectares	17,71,420	16,23,677	15,45,208	95
14	15A02	Seedlings Planted ( Public and Forest Lands)	Number	1,15,14,25,000	1,05,54,72,781	1,10,44,22,731	105
15	17A01	Road Constructed- PMGSY	Kilometer	64,440	53,700	43,702	81
16	18B01	Villages Electrified - RGGVY	Number	19,000	17,381	9,557	55
17	18D01	Pumps sets energized	Number	2,11,635	1,93,980	2,48,253	128
18	18E02	Electricity supplied	Million Units	6,94,908	6,94,908	6,16,744	89

**Table - B**

**STATE-WISE PERFORMANCE DURING April, 2008 to February, 2009 (PERCENT ACHIEVEMENT)**

Item No.	Description	ALL INDIA	AP	ARP	AS	BI	CHHA.	DELHI	GOA
01B01	Individual Swarozgaries Assisted - SGSY	175	206	0	15	10	110	NA	17
01E02	SHGs provided income generating activities	99	212	0	95	60	73	NA	112
05A02	Food security (Targeted Public Distribution system)	91	99	89	100	51	88	98	98
05B02	Food Security (Antodaya Anna Yojana)	94	100	99	100	75	100	87	87
06A01	Houses constructed - IAY	85	128	71	48	72	6	NA	70
06B01	Houses constructed - EWS/LIG	42	NA	220	0	NA	167	2	0
07A01	Habitations covered (NC and PC) - ARWSP	66	NA	18	255	NA	NA	NA	50
07A02	Slipped back habitations and habitations with water quality problems addressed-ARWSP	51	80	11	29	27	5	NA	NA
10A01	SC Families Assisted	86	58	NA	14	4	120	15	82
12A01	ICDS Blocks Operational (Cum.)	101	100	100	127	100	98	100	100
12B01	Anganwadis Functional (Cum.)	98	98	100	84	99	91	100	100
14A01	Urban Poor Families Assisted under Seven Point Charter	41	NA	NA	0	NA	197	NA	NA
15A01	Area Covered under Plantation ( Public and Forest Lands)	95	114	5	39	124	61	582	53
15A02	Seedlings Planted ( Public and Forest Lands)	105	167	5	36	124	69	7,941	161
17A01	Road Constructed- PMGSY	81	75	154	7	104	59	NA	0
18B01	Villages Electrified - RGGVY	55	NA	0	69	45	0	NA	NA
18D01	Pumps sets energized	128	NA	NA	NA	NA	217	NA	NA
18E02	Supply of Electricity	89	94	63	89	83	97	99	98

NA - Not Applicable

**Table - B(Contd.)**

**STATE-WISE PERFORMANCE DURING April, 2008 to February, 2009 (PERCENT ACHIEVEMENT)**

Item No.	Description	ALL INDIA	GUJ	HRY	HP	J&K	JHAR.	KAR	KER
01B01	Individual Swarozgaries Assisted - SGSY	175	339	167	517	225	150	470	100
01E02	SHGs provided income generating activities	99	467	81	104	6	128	90	84
05A02	Food security (Targeted Public Distribution system)	91	87	72	99	99	84	96	96
05B02	Food Security (Antodaya Anna Yojana)	94	101	92	102	103	96	101	100
06A01	Houses constructed - IAY	85	103	78	75	89	84	105	106
06B01	Houses constructed - EWS/LIG	42	55	13	NA	NA	NA	24	59
07A01	Habitations covered (NC and PC) - ARWSP	66	NA	NA	NA	14	NA	0	115
07A02	Slipped back habitations and habitations with water quality problems addressed-ARWSP	51	81	114	103	0	37	28	642
10A01	SC Families Assisted	86	112	78	92	87	138	81	206
12A01	ICDS Blocks Operational (Cum.)	101	100	100	100	101	100	100	100
12B01	Anganwadis Functional (Cum.)	98	99	100	100	76	101	100	100
14A01	Urban Poor Families Assisted under Seven Point Charter	41	146	NA	NA	NA	NA	25	NA
15A01	Area Covered under Plantation ( Public and Forest Lands)	95	107	152	102	30	27	81	39
15A02	Seedlings Planted ( Public and Forest Lands)	105	126	243	102	18	39	102	62
17A01	Road Constructed- PMGSY	81	131	138	89	12	197	103	22
18B01	Villages Electrified - RGGVY	55	NA	NA	NA	80	42	35	NA
18D01	Pumps sets energized	128	236	125	NA	NA	NA	155	NA
18E02	Supply of Electricity	89	89	91	100	76	95	94	88

NA - Not Applicable

**Table - B(Contd.)**

**STATE-WISE PERFORMANCE DURING April, 2008 to February, 2009 (PERCENT ACHIEVEMENT)**

Item No.	Description	ALL INDIA	MP	MAH	MANI	MEGH	MIZ	NAGA	ORI
01B01	Individual Swarozgaries Assisted - SGSY	175	377	51	0	92	0	29	23
01E02	SHGs provided income generating activities	99	139	95	50	98	0	63	72
05A02	Food security (Targeted Public Distribution system)	91	98	89	87	101	90	112	99
05B02	Food Security (Antodaya Anna Yojana)	94	101	88	81	102	92	108	100
06A01	Houses constructed - IAY	85	104	79	67	25	34	162	34
06B01	Houses constructed - EWS/LIG	42	NA	216	NA	NA	0	NA	202
07A01	Habitations covered (NC and PC) - ARWSP	66	NA	56	NA	36	NA	15	NA
07A02	Slipped back habitations and habitations with water quality problems addressed-ARWSP	51	116	127	NA	42	0	9	115
10A01	SC Families Assisted	86	47	28	0	NA	NA	NA	38
12A01	ICDS Blocks Operational (Cum.)	101	100	99	100	100	100	100	100
12B01	Anganwadis Functional (Cum.)	98	100	96	100	98	100	100	100
14A01	Urban Poor Families Assisted under Seven Point Charter	41	NA	0	NA	89	NA	NA	NA
15A01	Area Covered under Plantation ( Public and Forest Lands)	95	66	235	92	45	11	1	130
15A02	Seedlings Planted ( Public and Forest Lands)	105	63	183	160	49	30	1	91
17A01	Road Constructed- PMGSY	81	104	51	6	20	62	52	41
18B01	Villages Electrified - RGGVY	55	57	NA	356	406	0	0	123
18D01	Pumps sets energized	128	126	NA	NA	NA	NA	NA	NA
18E02	Supply of Electricity	89	83	79	87	81	82	93	98

NA - Not Applicable

**Table - B(Contd.)**

**STATE-WISE PERFORMANCE DURING April, 2008 to February, 2009 (PERCENT ACHIEVEMENT)**

Item No.	Description	ALL INDIA	PUDU	PUN	RAJ	SIK	TN	TRI	UTTA.
01B01	Individual Swarozgaries Assisted - SGSY	175	0	194	93	110	113	0	119
01E02	SHGs provided income generating activities	99	100	60	55	61	113	32	116
05A02	Food security (Targeted Public Distribution system)	91	48	75	97	101	102	98	86
05B02	Food Security (Antodaya Anna Yojana)	94	33	61	97	100	105	103	89
06A01	Houses constructed - IAY	85	5	83	95	150	119	69	94
06B01	Houses constructed - EWS/LIG	42	6	NA	97	55	NA	29	NA
07A01	Habitations covered (NC and PC) - ARWSP	66	38	36	36	NA	NA	NA	65
07A02	Slipped back habitations and habitations with water quality problems addressed-ARWSP	51	214	34	20	0	118	245	120
10A01	SC Families Assisted	86	39	63	112	86	100	28	104
12A01	ICDS Blocks Operational (Cum.)	101	100	100	100	100	100	104	100
12B01	Anganwadis Functional (Cum.)	98	100	100	100	100	100	100	95
14A01	Urban Poor Families Assisted under Seven Point Charter	41	NA	NA	NA	107	81	NA	NA
15A01	Area Covered under Plantation ( Public and Forest Lands)	95	82	56	114	35	77	73	220
15A02	Seedlings Planted ( Public and Forest Lands)	105	439	52	90	32	34	115	229
17A01	Road Constructed- PMGSY	81	NA	67	135	93	120	3	90
18B01	Villages Electrified - RGGVY	55	NA	NA	86	0	NA	0	96
18D01	Pumps sets energized	128	NA	89	163	NA	80	NA	260
18E02	Supply of Electricity	89	87	89	99	96	92	91	99

NA - Not Applicable

**Table - B(Contd.)**

**STATE-WISE PERFORMANCE DURING April, 2008 to February, 2009 (PERCENT ACHIEVEMENT)**

Item No.	Description	ALL INDIA	UP	WB	A&N	CHND.	D&N	D&D	LAKSH
01B01	Individual Swarozgaries Assisted - SGSY	175	381	145	145	NA	77	48	197
01E02	SHGs provided income generating activities	99	91	36	191	NA	9	0	64
05A02	Food security (Targeted Public Distribution system)	91	92	94	61	91	100	21	70
05B02	Food Security (Antodaya Anna Yojana)	94	96	86	88	62	100	17	109
06A01	Houses constructed - IAY	85	107	83	7	NA	24	3	105
06B01	Houses constructed - EWS/LIG	42	NA	0	NA	NA	NA	NA	NA
07A01	Habitations covered (NC and PC) - ARWSP	66	NA	NA	0	NA	NA	NA	0
07A02	Slipped back habitations and habitations with water quality problems addressed-ARWSP	51	42	11	0	NA	NA	NA	NA
10A01	SC Families Assisted	86	85	11	NA	105	NA	NA	NA
12A01	ICDS Blocks Operational (Cum.)	101	100	100	100	100	100	100	100
12B01	Anganwadis Functional (Cum.)	98	100	97	100	100	100	91	100
14A01	Urban Poor Families Assisted under Seven Point Charter	41	NA	NA	NA	NA	NA	NA	NA
15A01	Area Covered under Plantation ( Public and Forest Lands)	95	139	23	110	274	129	136	155
15A02	Seedlings Planted ( Public and Forest Lands)	105	228	56	126	252	273	306	104
17A01	Road Constructed- PMGSY	81	73	65	NA	NA	NA	NA	NA
18B01	Villages Electrified - RGGVY	55	31	65	NA	NA	NA	NA	NA
18D01	Pumps sets energized	128	NA	22	NA	NA	NA	NA	NA
18E02	Supply of Electricity	89	79	97	78	100	96	88	100

NA - Not Applicable

## **Table - C**

Items in which the States/UTs performance is Very Good (90% and above),  
Good (80% to 90%) and Poor (below 80%) during the period  
April, 2008 to February, 2009

### **1. ANDHRA PRADESH**

#### **Very Good**

Individual Swarozgaries Assisted - SGSY, SHGs provided income generating activities, Food Security:Targeted Public Distribution System(TPDS), Food Security:Antodaya Anna Yojana(AAY), Houses constructed - IAY, ICDS Blocks Operational (Cum.), Anganwadis Functional (Cum.), Area Covered under Plantation ( Public and Forest Lands), Seedlings Planted ( Public and Forest Lands), Electricity supplied

#### **Good**

Slipped back habitations and habitations with water quality problems addressed-ARWSP

#### **Poor**

SC Families Assisted, Road Constructed- PMGSY

### **2. ARUNACHAL PRADESH**

#### **Very Good**

Food Security:Antodaya Anna Yojana(AAY), Houses constructed - EWS/LIG, ICDS Blocks Operational (Cum.), Anganwadis Functional (Cum.), Road Constructed- PMGSY

#### **Good**

Food Security:Targeted Public Distribution System(TPDS)

#### **Poor**

Individual Swarozgaries Assisted - SGSY, SHGs provided income generating activities, Houses constructed - IAY, Habitations covered (NC and PC) - ARWSP, Slipped back habitations and habitations with water quality problems addressed-ARWSP, Area Covered under Plantation ( Public and Forest Lands), Seedlings Planted ( Public and Forest Lands), Villages Electrified - RGGVY, Electricity supplied

### **3. ASSAM**

#### **Very Good**

SHGs provided income generating activities, Food Security:Targeted Public Distribution System(TPDS), Food Security:Antodaya Anna Yojana(AAY), Habitations covered (NC and PC) - ARWSP, ICDS Blocks Operational (Cum.)

#### **Good**

Anganwadis Functional (Cum.), Electricity supplied

#### **Poor**

Individual Swarozgaries Assisted - SGSY, Houses constructed - IAY, Houses constructed - EWS/LIG, Slipped back habitations and habitations with water quality problems addressed-ARWSP, SC Families Assisted, Urban Poor Families Assisted under Seven Point Charter, Area Covered under Plantation ( Public and Forest Lands), Seedlings Planted ( Public and Forest Lands), Road Constructed- PMGSY, Villages Electrified - RGGVY

### **4. BIHAR**

#### **Very Good**

ICDS Blocks Operational (Cum.), Anganwadis Functional (Cum.), Area Covered under Plantation ( Public and Forest Lands), Seedlings Planted ( Public and Forest Lands), Road Constructed- PMGSY

#### **Good**

Electricity supplied

#### **Poor**

Individual Swarozgaries Assisted - SGSY, SHGs provided income generating activities, Food Security:Targeted Public Distribution System(TPDS), Food Security:Antodaya Anna Yojana(AAY), Houses constructed - IAY, Slipped back habitations and habitations with water quality problems addressed-ARWSP, SC Families Assisted, Villages Electrified - RGGVY



## **Table - C (Contd.)**

### **5. CHHATISGARH**

#### **Very Good**

Individual Swarozgaries Assisted - SGSY, Food Security:Antodaya Anna Yojana(AAY), Houses constructed - EWS/LIG, SC Families Assisted, ICDS Blocks Operational (Cum.), Anganwadis Functional (Cum.), Urban Poor Families Assisted under Seven Point Charter, Pumps sets energized, Electricity supplied

#### **Good**

Food Security:Targeted Public Distribution System(TPDS)

#### **Poor**

SHGs provided income generating activities, Houses constructed - IAY, Slipped back habitations and habitations with water quality problems addressed-ARWSP, Area Covered under Plantation ( Public and Forest Lands), Seedlings Planted ( Public and Forest Lands), Road Constructed- PMGSY, Villages Electrified - RGVY

### **6. DELHI**

#### **Very Good**

Food Security:Targeted Public Distribution System(TPDS), ICDS Blocks Operational (Cum.), Anganwadis Functional (Cum.), Area Covered under Plantation ( Public and Forest Lands), Seedlings Planted ( Public and Forest Lands), Electricity supplied

#### **Good**

Food Security:Antodaya Anna Yojana(AAY)

#### **Poor**

Houses constructed - EWS/LIG, SC Families Assisted

### **7. GOA**

#### **Very Good**

SHGs provided income generating activities, Food Security:Targeted Public Distribution System(TPDS), ICDS Blocks Operational (Cum.), Anganwadis Functional (Cum.), Seedlings Planted ( Public and Forest Lands), Electricity supplied

#### **Good**

Food Security:Antodaya Anna Yojana(AAY), SC Families Assisted

#### **Poor**

Individual Swarozgaries Assisted - SGSY, Houses constructed - IAY, Houses constructed - EWS/LIG, Habitations covered (NC and PC) - ARWSP, Area Covered under Plantation ( Public and Forest Lands), Road Constructed- PMGSY

### **8. GUJARAT**

#### **Very Good**

Individual Swarozgaries Assisted - SGSY, SHGs provided income generating activities, Food Security:Antodaya Anna Yojana(AAY), Houses constructed - IAY, SC Families Assisted, ICDS Blocks Operational (Cum.), Anganwadis Functional (Cum.), Urban Poor Families Assisted under Seven Point Charter, Area Covered under Plantation ( Public and Forest Lands), Seedlings Planted ( Public and Forest Lands), Road Constructed- PMGSY, Pumps sets energized

#### **Good**

Food Security:Targeted Public Distribution System(TPDS), Slipped back habitations and habitations with water quality problems addressed-ARWSP, Electricity supplied

#### **Poor**

Houses constructed - EWS/LIG

## **Table - C (Contd.)**

### **9. HARYANA**

#### **Very Good**

Individual Swarozgaries Assisted - SGSY, Food Security:Antodaya Anna Yojana(AAY), Slipped back habitations and habitations with water quality problems addressed-ARWSP, ICDS Blocks Operational (Cum.), Anganwadis Functional (Cum.), Area Covered under Plantation ( Public and Forest Lands), Seedlings Planted ( Public and Forest Lands), Road Constructed- PMGSY, Pumps sets energized, Electricity supplied

#### **Good**

SHGs provided income generating activities

#### **Poor**

Food Security:Targeted Public Distribution System(TPDS), Houses constructed - IAY, Houses constructed - EWS/LIG, SC Families Assisted

### **10. HIMACHAL PRADESH**

#### **Very Good**

Individual Swarozgaries Assisted - SGSY, SHGs provided income generating activities, Food Security:Targeted Public Distribution System(TPDS), Food Security:Antodaya Anna Yojana(AAY), Slipped back habitations and habitations with water quality problems addressed-ARWSP, SC Families Assisted, ICDS Blocks Operational (Cum.), Anganwadis Functional (Cum.), Area Covered under Plantation ( Public and Forest Lands), Seedlings Planted ( Public and Forest Lands), Electricity supplied

#### **Good**

Road Constructed- PMGSY

#### **Poor**

Houses constructed - IAY

### **11. JAMMU AND KASHMIR**

#### **Very Good**

Individual Swarozgaries Assisted - SGSY, Food Security:Targeted Public Distribution System(TPDS), Food Security:Antodaya Anna Yojana(AAY), ICDS Blocks Operational (Cum.)

#### **Good**

Houses constructed - IAY, SC Families Assisted, Villages Electrified - RGGVY

#### **Poor**

SHGs provided income generating activities, Habitations covered (NC and PC) - ARWSP, Slipped back habitations and habitations with water quality problems addressed-ARWSP, Anganwadis Functional (Cum.), Area Covered under Plantation ( Public and Forest Lands), Seedlings Planted ( Public and Forest Lands), Road Constructed- PMGSY, Electricity supplied

### **12. JHARKHAND**

#### **Very Good**

Individual Swarozgaries Assisted - SGSY, SHGs provided income generating activities, Food Security:Antodaya Anna Yojana(AAY), SC Families Assisted, ICDS Blocks Operational (Cum.), Anganwadis Functional (Cum.), Road Constructed- PMGSY, Electricity supplied

#### **Good**

Food Security:Targeted Public Distribution System(TPDS), Houses constructed - IAY

#### **Poor**

Slipped back habitations and habitations with water quality problems addressed-ARWSP, Area Covered under Plantation ( Public and Forest Lands), Seedlings Planted ( Public and Forest Lands), Villages Electrified - RGGVY

## **Table - C (Contd.)**

### **13. KARNATAKA**

#### **Very Good**

Individual Swarozgaries Assisted - SGSY, SHGs provided income generating activities, Food Security:Targeted Public Distribution System(TPDS), Food Security:Antodaya Anna Yojana(AAY), Houses constructed - IAY, ICDS Blocks Operational (Cum.), Anganwadis Functional (Cum.), Seedlings Planted ( Public and Forest Lands), Road Constructed- PMGSY, Pumps sets energized, Electricity supplied

#### **Good**

SC Families Assisted, Area Covered under Plantation ( Public and Forest Lands)

#### **Poor**

Houses constructed - EWS/LIG, Habitations covered (NC and PC) - ARWSP, Slipped back habitations and habitations with water quality problems addressed-ARWSP, Urban Poor Families Assisted under Seven Point Charter, Villages Electrified - RGGVY

### **14. KERALA**

#### **Very Good**

Individual Swarozgaries Assisted - SGSY, Food Security:Targeted Public Distribution System(TPDS), Food Security:Antodaya Anna Yojana(AAY), Houses constructed - IAY, Habitations covered (NC and PC) - ARWSP, Slipped back habitations and habitations with water quality problems addressed-ARWSP, SC Families Assisted, ICDS Blocks Operational (Cum.), Anganwadis Functional (Cum.)

#### **Good**

SHGs provided income generating activities, Electricity supplied

#### **Poor**

Houses constructed - EWS/LIG, Area Covered under Plantation ( Public and Forest Lands), Seedlings Planted ( Public and Forest Lands), Road Constructed- PMGSY

### **15. MADHYA PRADESH**

#### **Very Good**

Individual Swarozgaries Assisted - SGSY, SHGs provided income generating activities, Food Security:Targeted Public Distribution System(TPDS), Food Security:Antodaya Anna Yojana(AAY), Houses constructed - IAY, Slipped back habitations and habitations with water quality problems addressed-ARWSP, ICDS Blocks Operational (Cum.), Anganwadis Functional (Cum.), Road Constructed- PMGSY, Pumps sets energized

#### **Good**

Electricity supplied

#### **Poor**

SC Families Assisted, Area Covered under Plantation ( Public and Forest Lands), Seedlings Planted ( Public and Forest Lands), Villages Electrified - RGGVY

### **16. MAHARASHTRA**

#### **Very Good**

SHGs provided income generating activities, Houses constructed - EWS/LIG, Slipped back habitations and habitations with water quality problems addressed-ARWSP, ICDS Blocks Operational (Cum.), Anganwadis Functional (Cum.), Area Covered under Plantation ( Public and Forest Lands), Seedlings Planted ( Public and Forest Lands)

#### **Good**

Food Security:Targeted Public Distribution System(TPDS), Food Security:Antodaya Anna Yojana(AAY)

#### **Poor**

Individual Swarozgaries Assisted - SGSY, Houses constructed - IAY, Habitations covered (NC and PC) - ARWSP, SC Families Assisted, Urban Poor Families Assisted under Seven Point Charter, Road Constructed- PMGSY, Electricity supplied

## **Table - C (Contd.)**

### **17. MANIPUR**

#### **Very Good**

ICDS Blocks Operational (Cum.), Anganwadis Functional (Cum.), Area Covered under Plantation (Public and Forest Lands), Seedlings Planted (Public and Forest Lands), Villages Electrified - RGGVY

#### **Good**

Food Security:Targeted Public Distribution System(TPDS), Food Security:Antodaya Anna Yojana(AAY), Electricity supplied

#### **Poor**

Individual Swarozgaries Assisted - SGSY, SHGs provided income generating activities, Houses constructed - IAY, SC Families Assisted, Road Constructed- PMGSY

### **18. MEGHALAYA**

#### **Very Good**

Individual Swarozgaries Assisted - SGSY, SHGs provided income generating activities, Food Security:Targeted Public Distribution System(TPDS), Food Security:Antodaya Anna Yojana(AAY), ICDS Blocks Operational (Cum.), Anganwadis Functional (Cum.), Villages Electrified - RGGVY

#### **Good**

Urban Poor Families Assisted under Seven Point Charter, Electricity supplied

#### **Poor**

Houses constructed - IAY, Habitations covered (NC and PC) - ARWSP, Slipped back habitations and habitations with water quality problems addressed-ARWSP, Area Covered under Plantation (Public and Forest Lands), Seedlings Planted (Public and Forest Lands), Road Constructed- PMGSY

### **19. MIZORAM**

#### **Very Good**

Food Security:Targeted Public Distribution System(TPDS), Food Security:Antodaya Anna Yojana(AAY), ICDS Blocks Operational (Cum.), Anganwadis Functional (Cum.)

#### **Good**

Electricity supplied

#### **Poor**

Individual Swarozgaries Assisted - SGSY, SHGs provided income generating activities, Houses constructed - IAY, Houses constructed - EWS/LIG, Slipped back habitations and habitations with water quality problems addressed-ARWSP, Area Covered under Plantation (Public and Forest Lands), Seedlings Planted (Public and Forest Lands), Road Constructed- PMGSY, Villages Electrified - RGGVY

### **20. NAGALAND**

#### **Very Good**

Food Security:Targeted Public Distribution System(TPDS), Food Security:Antodaya Anna Yojana(AAY), Houses constructed - IAY, ICDS Blocks Operational (Cum.), Anganwadis Functional (Cum.), Electricity supplied

#### **Poor**

Individual Swarozgaries Assisted - SGSY, SHGs provided income generating activities, Habitations covered (NC and PC) - ARWSP, Slipped back habitations and habitations with water quality problems addressed-ARWSP, Area Covered under Plantation (Public and Forest Lands), Seedlings Planted (Public and Forest Lands), Road Constructed- PMGSY, Villages Electrified - RGGVY

## **Table - C (Contd.)**

### **21. ORISSA**

#### **Very Good**

Food Security:Targeted Public Distribution System(TPDS), Food Security:Antodaya Anna Yojana(AAY), Houses constructed - EWS/LIG, Slipped back habitations and habitations with water quality problems addressed-ARWSP, ICDS Blocks Operational (Cum.), Anganwadis Functional (Cum.), Area Covered under Plantation ( Public and Forest Lands), Seedlings Planted ( Public and Forest Lands), Villages Electrified - RGGVY, Electricity supplied

#### **Poor**

Individual Swarozgaries Assisted - SGSY, SHGs provided income generating activities, Houses constructed - IAY, SC Families Assisted, Road Constructed- PMGSY

### **22. PUDUCHERRY**

#### **Very Good**

SHGs provided income generating activities, Slipped back habitations and habitations with water quality problems addressed-ARWSP, ICDS Blocks Operational (Cum.), Anganwadis Functional (Cum.), Seedlings Planted ( Public and Forest Lands)

#### **Good**

Area Covered under Plantation ( Public and Forest Lands), Electricity supplied

#### **Poor**

Individual Swarozgaries Assisted - SGSY, Food Security:Targeted Public Distribution System(TPDS), Food Security:Antodaya Anna Yojana(AAY), Houses constructed - IAY, Houses constructed - EWS/LIG, Habitations covered (NC and PC) - ARWSP, SC Families Assisted

### **23. PUNJAB**

#### **Very Good**

Individual Swarozgaries Assisted - SGSY, ICDS Blocks Operational (Cum.), Anganwadis Functional (Cum.)

#### **Good**

Houses constructed - IAY, Pumps sets energized, Electricity supplied

#### **Poor**

SHGs provided income generating activities, Food Security:Targeted Public Distribution System(TPDS), Food Security:Antodaya Anna Yojana(AAY), Habitations covered (NC and PC) - ARWSP, Slipped back habitations and habitations with water quality problems addressed-ARWSP, SC Families Assisted, Area Covered under Plantation ( Public and Forest Lands), Seedlings Planted ( Public and Forest Lands), Road Constructed- PMGSY

### **24. RAJASTHAN**

#### **Very Good**

Individual Swarozgaries Assisted - SGSY, Food Security:Targeted Public Distribution System(TPDS), Food Security:Antodaya Anna Yojana(AAY), Houses constructed - IAY, Houses constructed - EWS/LIG, SC Families Assisted, ICDS Blocks Operational (Cum.), Anganwadis Functional (Cum.), Area Covered under Plantation ( Public and Forest Lands), Seedlings Planted ( Public and Forest Lands), Road Constructed- PMGSY, Pumps sets energized, Electricity supplied

#### **Good**

Villages Electrified - RGGVY

#### **Poor**

SHGs provided income generating activities, Habitations covered (NC and PC) - ARWSP, Slipped back habitations and habitations with water quality problems addressed-ARWSP

## **Table - C (Contd.)**

### **25. SIKKIM**

#### **Very Good**

Individual Swarozgaries Assisted - SGSY, Food Security:Targeted Public Distribution System(TPDS), Food Security:Antodaya Anna Yojana(AAY), Houses constructed - IAY, ICDS Blocks Operational (Cum.), Anganwadis Functional (Cum.), Urban Poor Families Assisted under Seven Point Charter, Road Constructed- PMGSY, Electricity supplied

#### **Good**

SC Families Assisted

#### **Poor**

SHGs provided income generating activities, Houses constructed - EWS/LIG, Slipped back habitations and habitations with water quality problems addressed-ARWSP, Area Covered under Plantation ( Public and Forest Lands), Seedlings Planted ( Public and Forest Lands), Villages Electrified - RGGVY

### **26. TAMIL NADU**

#### **Very Good**

Individual Swarozgaries Assisted - SGSY, SHGs provided income generating activities, Food Security:Targeted Public Distribution System(TPDS), Food Security:Antodaya Anna Yojana(AAY), Houses constructed - IAY, Slipped back habitations and habitations with water quality problems addressed-ARWSP, SC Families Assisted, ICDS Blocks Operational (Cum.), Anganwadis Functional (Cum.), Road Constructed- PMGSY, Electricity supplied

#### **Good**

Urban Poor Families Assisted under Seven Point Charter, Pumps sets energized

#### **Poor**

Area Covered under Plantation ( Public and Forest Lands), Seedlings Planted ( Public and Forest Lands)

### **27. TRIPURA**

#### **Very Good**

Food Security:Targeted Public Distribution System(TPDS), Food Security:Antodaya Anna Yojana(AAY), Slipped back habitations and habitations with water quality problems addressed-ARWSP, ICDS Blocks Operational (Cum.), Anganwadis Functional (Cum.), Seedlings Planted ( Public and Forest Lands), Electricity supplied

#### **Poor**

Individual Swarozgaries Assisted - SGSY, SHGs provided income generating activities, Houses constructed - IAY, Houses constructed - EWS/LIG, SC Families Assisted, Area Covered under Plantation ( Public and Forest Lands), Road Constructed- PMGSY, Villages Electrified - RGGVY

### **28. UTTARAKHAND**

#### **Very Good**

Individual Swarozgaries Assisted - SGSY, SHGs provided income generating activities, Houses constructed - IAY, Slipped back habitations and habitations with water quality problems addressed-ARWSP, SC Families Assisted, ICDS Blocks Operational (Cum.), Anganwadis Functional (Cum.), Area Covered under Plantation ( Public and Forest Lands), Seedlings Planted ( Public and Forest Lands), Road Constructed- PMGSY, Villages Electrified - RGGVY, Pumps sets energized, Electricity supplied

#### **Good**

Food Security:Targeted Public Distribution System(TPDS), Food Security:Antodaya Anna Yojana(AAY)

#### **Poor**

Habitations covered (NC and PC) - ARWSP

## **Table - C (Contd.)**

### **29. UTTAR PRADESH**

#### **Very Good**

Individual Swarozgaries Assisted - SGSY, SHGs provided income generating activities, Food Security:Targeted Public Distribution System(TPDS), Food Security:Antodaya Anna Yojana(AAY), Houses constructed - IAY, ICDS Blocks Operational (Cum.), Anganwadis Functional (Cum.), Area Covered under Plantation ( Public and Forest Lands), Seedlings Planted ( Public and Forest Lands)

#### **Good**

SC Families Assisted

#### **Poor**

Slipped back habitations and habitations with water quality problems addressed-ARWSP, Road Constructed- PMGSY, Villages Electrified - RGGVY, Electricity supplied

### **30. WEST BENGAL**

#### **Very Good**

Individual Swarozgaries Assisted - SGSY, Food Security:Targeted Public Distribution System(TPDS), ICDS Blocks Operational (Cum.), Anganwadis Functional (Cum.), Electricity supplied

#### **Good**

Food Security:Antodaya Anna Yojana(AAY), Houses constructed - IAY

#### **Poor**

SHGs provided income generating activities, Houses constructed - EWS/LIG, Slipped back habitations and habitations with water quality problems addressed-ARWSP, SC Families Assisted, Area Covered under Plantation ( Public and Forest Lands), Seedlings Planted ( Public and Forest Lands), Road Constructed- PMGSY, Villages Electrified - RGGVY, Pumps sets energized

### **31. ANDAMAN AND NICOBAR ISLANDS**

#### **Very Good**

Individual Swarozgaries Assisted - SGSY, SHGs provided income generating activities, ICDS Blocks Operational (Cum.), Anganwadis Functional (Cum.), Area Covered under Plantation ( Public and Forest Lands), Seedlings Planted ( Public and Forest Lands)

#### **Good**

Food Security:Antodaya Anna Yojana(AAY)

#### **Poor**

Food Security:Targeted Public Distribution System(TPDS), Houses constructed - IAY, Habitations covered (NC and PC) - ARWSP, Slipped back habitations and habitations with water quality problems addressed-ARWSP, Electricity supplied

### **32. CHANDIGARH**

#### **Very Good**

Food Security:Targeted Public Distribution System(TPDS), SC Families Assisted, ICDS Blocks Operational (Cum.), Anganwadis Functional (Cum.), Area Covered under Plantation ( Public and Forest Lands), Seedlings Planted ( Public and Forest Lands), Electricity supplied

#### **Poor**

Food Security:Antodaya Anna Yojana(AAY)

## **Table - C (Contd.)**

### **33. DADRA AND NAGAR HAVELI**

#### **Very Good**

Food Security:Targeted Public Distribution System(TPDS), Food Security:Antodaya Anna Yojana(AAY), ICDS Blocks Operational (Cum.), Anganwadis Functional (Cum.), Area Covered under Plantation ( Public and Forest Lands), Seedlings Planted ( Public and Forest Lands), Electricity supplied

#### **Poor**

Individual Swarozgaries Assisted - SGSY, SHGs provided income generating activities, Houses constructed - IAY

### **34. DAMAN AND DIU**

#### **Very Good**

ICDS Blocks Operational (Cum.), Anganwadis Functional (Cum.), Area Covered under Plantation ( Public and Forest Lands), Seedlings Planted ( Public and Forest Lands)

#### **Good**

Electricity supplied

#### **Poor**

Individual Swarozgaries Assisted - SGSY, SHGs provided income generating activities, Food Security:Targeted Public Distribution System(TPDS), Food Security:Antodaya Anna Yojana(AAY), Houses constructed - IAY

### **35. LAKSHADWEEP**

#### **Very Good**

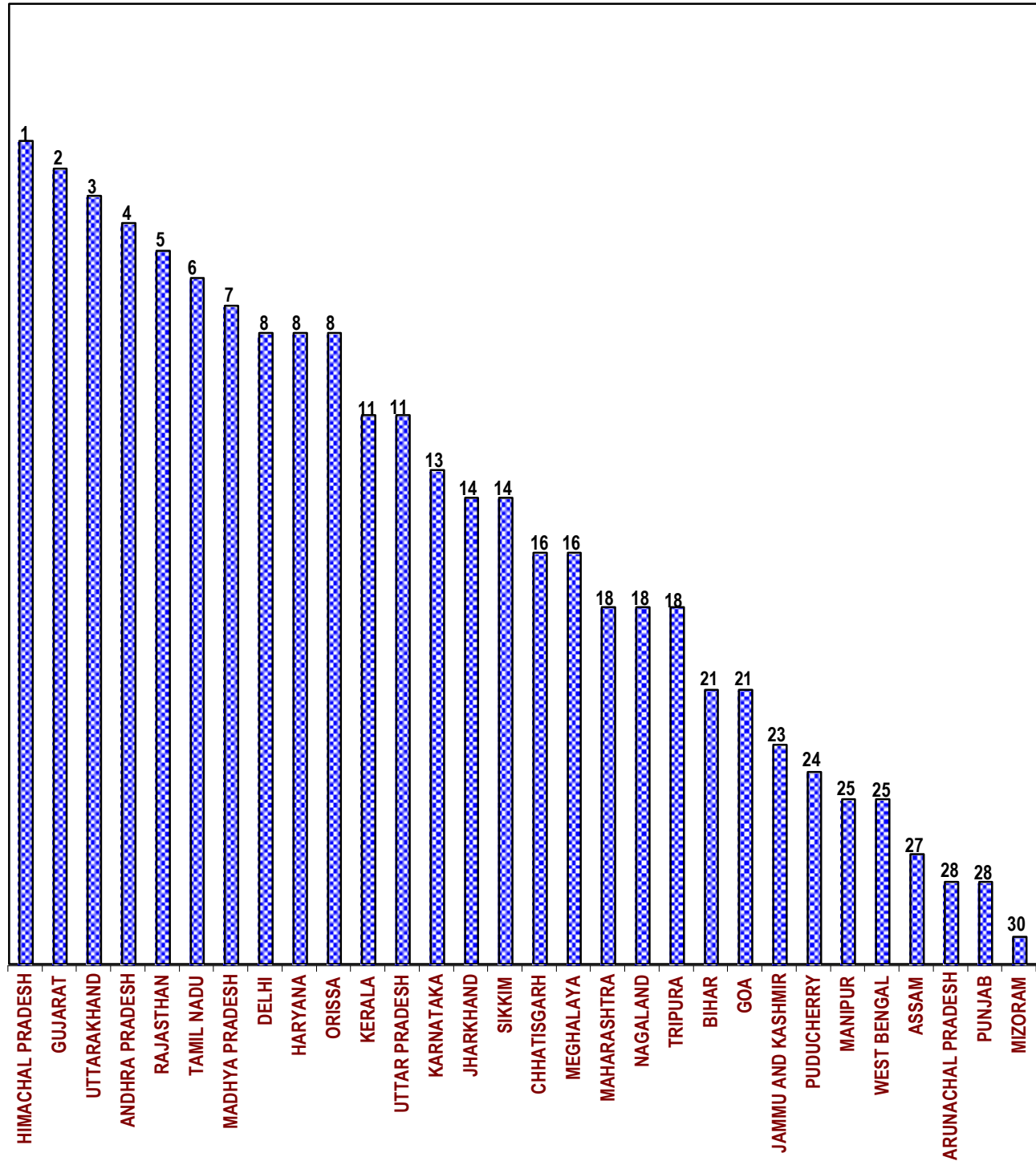
Individual Swarozgaries Assisted - SGSY, Food Security:Antodaya Anna Yojana(AAY), Houses constructed - IAY, ICDS Blocks Operational (Cum.), Anganwadis Functional (Cum.), Area Covered under Plantation ( Public and Forest Lands), Seedlings Planted ( Public and Forest Lands), Electricity supplied

#### **Poor**

SHGs provided income generating activities, Food Security:Targeted Public Distribution System(TPDS), Habitations covered (NC and PC) - ARWSP



## Ranking of States: During April, 2008-February, 2009



States

**Table - D**

**SCORE CARD AND RANKING OF STATES ACCORDING TO THEIR PERFORMANCE**  
**During the period April, 2008 to February, 2009**

States	No. of Items/ Parameters	Max Score	Parameters in category				Total Marks	% Ach.	RANK
			A	B	C	D			
HIMACHAL PRADESH	13	39	11	1	1	0	36	92	1
GUJARAT	16	48	12	3	1	0	43	90	2
UTTARAKHAND	16	48	13	0	3	0	42	88	3
ANDHRA PRADESH	13	39	10	1	2	0	34	87	4
RAJASTHAN	17	51	13	1	3	0	44	86	5
TAMIL NADU	15	45	11	1	3	0	38	84	6
MADHYA PRADESH	15	45	10	1	4	0	36	80	7
DELHI	9	27	6	0	3	0	21	78	8
HARYANA	15	45	10	0	5	0	35	78	8
ORISSA	15	45	10	0	5	0	35	78	8
KERALA	15	45	9	1	5	0	34	76	11
UTTAR PRADESH	14	42	9	0	5	0	32	76	11
KARNATAKA	18	54	11	0	6	1	39	72	13
JHARKHAND	14	42	8	0	6	0	30	71	14
SIKKIM	16	48	9	2	3	2	34	71	14
CHHATISGARH	17	51	9	0	7	1	34	67	16
MEGHALAYA	15	45	7	1	7	0	30	67	16
MAHARASHTRA	16	48	7	0	8	1	29	60	18
NAGALAND	14	42	6	0	7	1	25	60	18
TRIPURA	15	45	7	0	6	2	27	60	18
BIHAR	14	42	5	0	9	0	24	57	21
GOA	14	42	6	0	6	2	24	57	21
JAMMU AND KASHMIR	15	45	4	3	7	1	25	56	23
PUDUCHERRY	14	42	5	0	8	1	23	55	24
MANIPUR	13	39	5	0	6	2	21	54	25
WEST BENGAL	16	48	5	1	9	1	26	54	25
ASSAM	17	51	5	2	8	2	27	53	27
ARUNACHAL PRADESH	15	45	5	0	7	3	22	49	28
PUNJAB	15	45	3	1	11	0	22	49	28
MIZORAM	14	42	4	0	5	5	17	40	30

**NORMS FOR RANKING**

The criteria for performance assessment of States is as follows:

	<b><u>Marks</u></b>
Category "A" Where the Achievement is 90% or above of the target	3
Category "B" Where the Achievement is above National Average	2
Category "C" Where the Achievement is below National Average	1
Category "D" Where their is NIL Performance	0

**Note:** For ranking of the states, the All-India Percent achievement is taken as the National Average.

**PART - II**

**TWENTY POINT PROGRAMME - 2006**

**ITEM-WISE PERFORMANCE TABLES**

Table - 1

## Employment generation under the NREG Scheme

Sl. No.	State/UT Name	No. of job cards issued (Number) April,2008-February,2009	Employment generated (Number) April,2008-February,2009	Wages given (Rupees) April,2008-February,2009
(1)	(2)	(3)	(4)	(5)
1	ANDHRA PRADESH	35,82,201	18,74,92,861	15,43,43,26,644
2	ARUNACHAL PRADESH	0	0	0
3	ASSAM	29,42,225	6,37,37,000	5,30,96,78,000
4	BIHAR	1,00,65,452	8,91,08,000	11,48,40,10,000
5	CHHATISGARH	33,41,414	10,83,05,000	7,90,48,69,000
6	DELHI	0	0	0
7	GOA	641	41	4,500
8	GUJARAT	26,98,046	1,34,10,000	95,63,41,000
9	HARYANA	3,57,836	48,06,000	68,76,33,000
10	HIMACHAL PRADESH	8,17,364	1,53,64,000	1,71,39,36,000
11	JAMMU AND KASHMIR	4,33,633	48,02,549	39,86,96,000
12	JHARKHAND	15,02,020	6,73,41,711	6,86,49,21,260
13	KARNATAKA	34,20,593	2,04,73,000	1,61,39,86,000
14	KERALA	17,90,960	1,15,51,919	1,65,43,01,000
15	MADHYA PRADESH	1,12,25,415	24,76,00,000	18,47,68,42,000
16	MAHARASHTRA	16,52,657	2,89,31,000	2,83,79,39,000
17	MANIPUR	6,06,619	1,68,35,000	94,97,15,000
18	MEGHALAYA	2,42,399	51,85,000	53,29,61,000
19	MIZORAM	0	0	0
20	NAGALAND	2,91,000	2,86,000	39,34,28,800
21	ORISSA	9,62,877	2,91,43,000	2,76,21,54,000
22	PUDUCHERRY	70,989	1,64,000	1,28,44,000
23	PUNJAB	4,89,337	30,31,000	35,00,53,000
24	RAJASTHAN	83,79,217	43,79,17,000	38,51,03,80,000
25	SIKKIM	64,720	14,95,440	26,68,37,000
26	TAMIL NADU	86,28,229	10,86,10,000	8,69,11,28,100
27	TRIPURA	6,00,803	2,59,31,000	3,45,45,00,000
28	UTTARAKHAND	4,47,167	80,82,600	68,23,40,700
29	UTTAR PRADESH	50,46,819	18,10,75,273	18,10,31,58,280
30	WEST BENGAL	6,81,969	5,93,04,000	4,63,64,65,000
31	ANDAMAN AND NICOBAR ISLANDS	21,591	59,817	77,30,800
32	CHANDIGARH	0	0	0
33	DADRA AND NAGAR HAVELI	19,003	6,926	7,50,000
34	DAMAN AND DIU	0	0	0
35	LAKSHADWEEP	2,896	1,25,500	1,28,73,000
Grand Total		7,03,86,092	1,74,01,74,637	1,54,70,48,02,084

# Swaranjayanti Gram Swarojgar Yojana

## Individual Swarozgaries Assisted

% Achievement of Target

During April, 2008-February, 2009

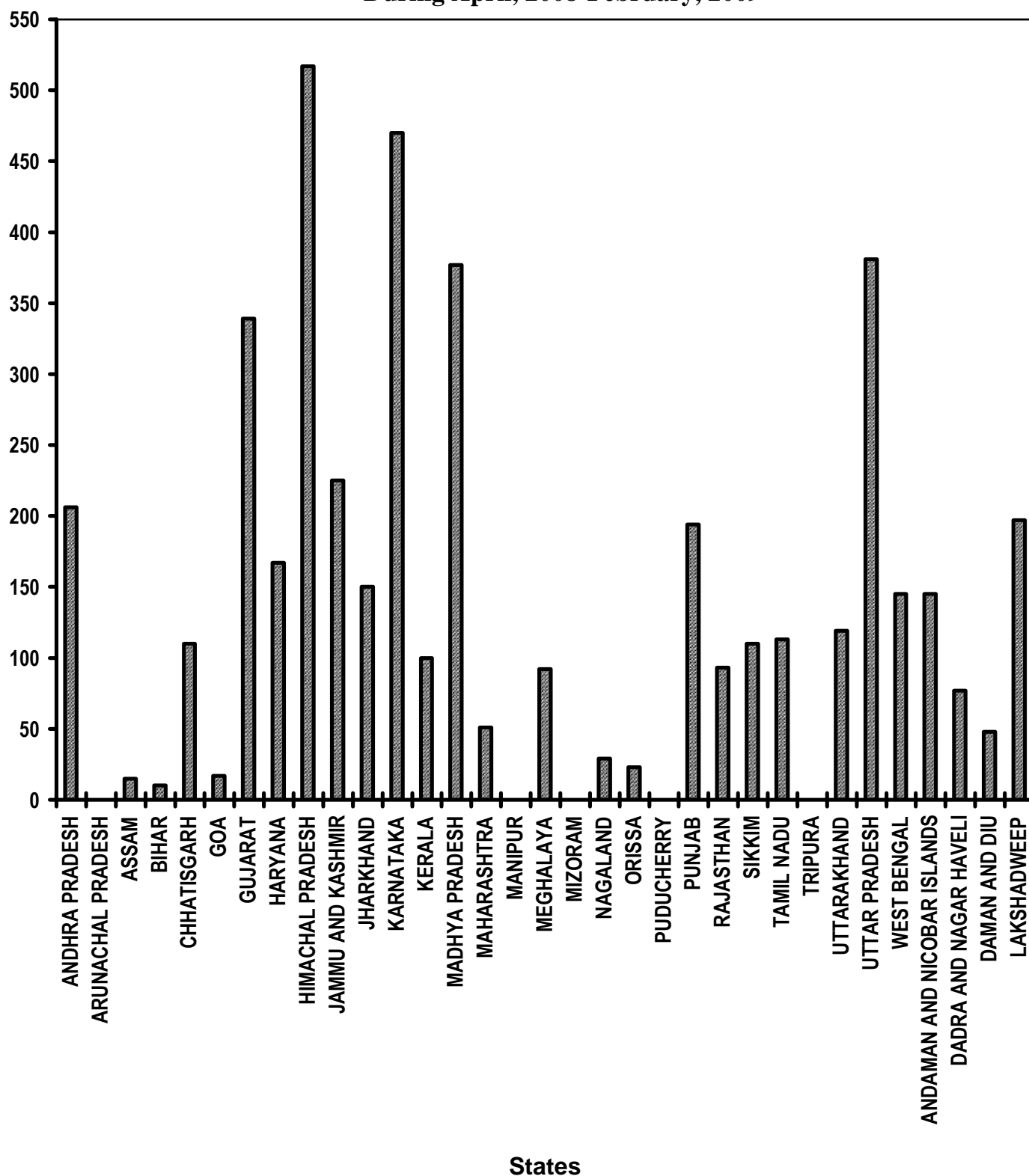


Table - 2

**Swaranjayanti Gram Swarojgar Yojana**  
**Individual Swarozgaries Assisted**  
**(Unit: Number)**

Sl. No.	State/UT Name	Target		Achievement April,2008-February,2009	Percent Achievement April,2008-February,2009
		2008-2009	April,2008-February,2009		
(1)	(2)	(3)	(4)	(5)	(5)/(4)
1	ANDHRA PRADESH	20,231	17,870	36,898	206
2	ARUNACHAL PRADESH	1,055	932	0	0
3	ASSAM	27,423	24,223	3,731	15
4	BIHAR	48,127	42,512	4,268	10
5	CHHATISGARH	10,688	9,441	10,360	110
6	GOA	238	209	35	17
7	GUJARAT	7,615	6,726	22,830	339
8	HARYANA	4,480	3,956	6,600	167
9	HIMACHAL PRADESH	1,886	1,666	8,619	517
10	JAMMU AND KASHMIR	2,335	2,062	4,647	225
11	JHARKHAND	18,146	16,029	24,077	150
12	KARNATAKA	15,277	13,494	63,379	470
13	KERALA	6,854	6,053	6,034	100
14	MADHYA PRADESH	22,905	20,232	76,314	377
15	MAHARASHTRA	30,200	26,676	13,564	51
16	MANIPUR	1,839	1,624	0	0
17	MEGHALAYA	2,060	1,819	1,672	92
18	MIZORAM	477	429	0	0
19	NAGALAND	1,414	1,249	368	29
20	ORISSA	23,138	20,438	4,695	23
21	PUDUCHERRY	286	252	0	0
22	PUNJAB	2,177	1,923	3,732	194
23	RAJASTHAN	11,600	10,246	9,508	93
24	SIKKIM	528	465	510	110
25	TAMIL NADU	17,889	15,802	17,892	113
26	TRIPURA	3,320	2,932	0	0
27	UTTARAKHAND	3,648	3,221	3,836	119
28	UTTAR PRADESH	69,286	61,202	2,33,023	381
29	WEST BENGAL	25,715	22,715	33,043	145
30	ANDAMAN AND NICOBAR ISLANDS	36	31	45	145
31	DADRA AND NAGAR HAVELI	36	31	24	77
32	DAMAN AND DIU	36	31	15	48
33	LAKSHADWEEP	36	31	61	197
<b>Grand Total</b>		<b>3,80,981</b>	<b>3,36,522</b>	<b>5,89,780</b>	<b>175</b>

**Very Good:(90% or above of targets)**

ANDHRA PRADESH, CHHATISGARH, GUJARAT, HARYANA, HIMACHAL PRADESH, JAMMU AND KASHMIR, JHARKHAND, KARNATAKA, KERALA, MADHYA PRADESH, MEGHALAYA, PUNJAB, RAJASTHAN, SIKKIM, TAMIL NADU, UTTARAKHAND, UTTAR PRADESH, WEST BENGAL, ANDAMAN AND NICOBAR ISLANDS, LAKSHADWEEP

**Poor:(Below 80% of targets)**

ARUNACHAL PRADESH, ASSAM, BIHAR, GOA, MAHARASHTRA, MANIPUR, MIZORAM, NAGALAND, ORISSA, PUDUCHERRY, TRIPURA, DADRA AND NAGAR HAVELI, DAMAN AND DIU

Table - 3(A)

**Self Help Groups (SHG)**  
(Unit: Number)

Sl. No.	State/UT Name	Formed under SGSY (Number) April,2008- February,2009
		(3)
1	ANDHRA PRADESH	39,772
2	ARUNACHAL PRADESH	0
3	ASSAM	19,742
4	BIHAR	19,270
5	CHHATISGARH	4,126
6	DELHI	0
7	GOA	80
8	GUJARAT	45,697
9	HARYANA	3,977
10	HIMACHAL PRADESH	902
11	JAMMU AND KASHMIR	660
12	JHARKHAND	12,694
13	KARNATAKA	6,533
14	KERALA	1,059
15	MADHYA PRADESH	30,234
16	MAHARASHTRA	28,040
17	MANIPUR	258
18	MEGHALAYA	473
19	MIZORAM	0
20	NAGALAND	507
21	ORISSA	9,528
22	PUDUCHERRY	210
23	PUNJAB	616
24	RAJASTHAN	1,53,509
25	SIKKIM	253
26	TAMIL NADU	13,668
27	TRIPURA	3,243
28	UTTARAKHAND	832
29	UTTAR PRADESH	31,317
30	WEST BENGAL	28,728
31	ANDAMAN AND NICOBAR ISLANDS	43
32	CHANDIGARH	0
33	DADRA AND NAGAR HAVELI	0
34	DAMAN AND DIU	0
35	LAKSHADWEEP	0
<b>Grand Total</b>		<b>4,55,971</b>

# Self Help Groups (SHG)

## To whom income generating activities provided

% Achievement of Target  
During April, 2008-February, 2009

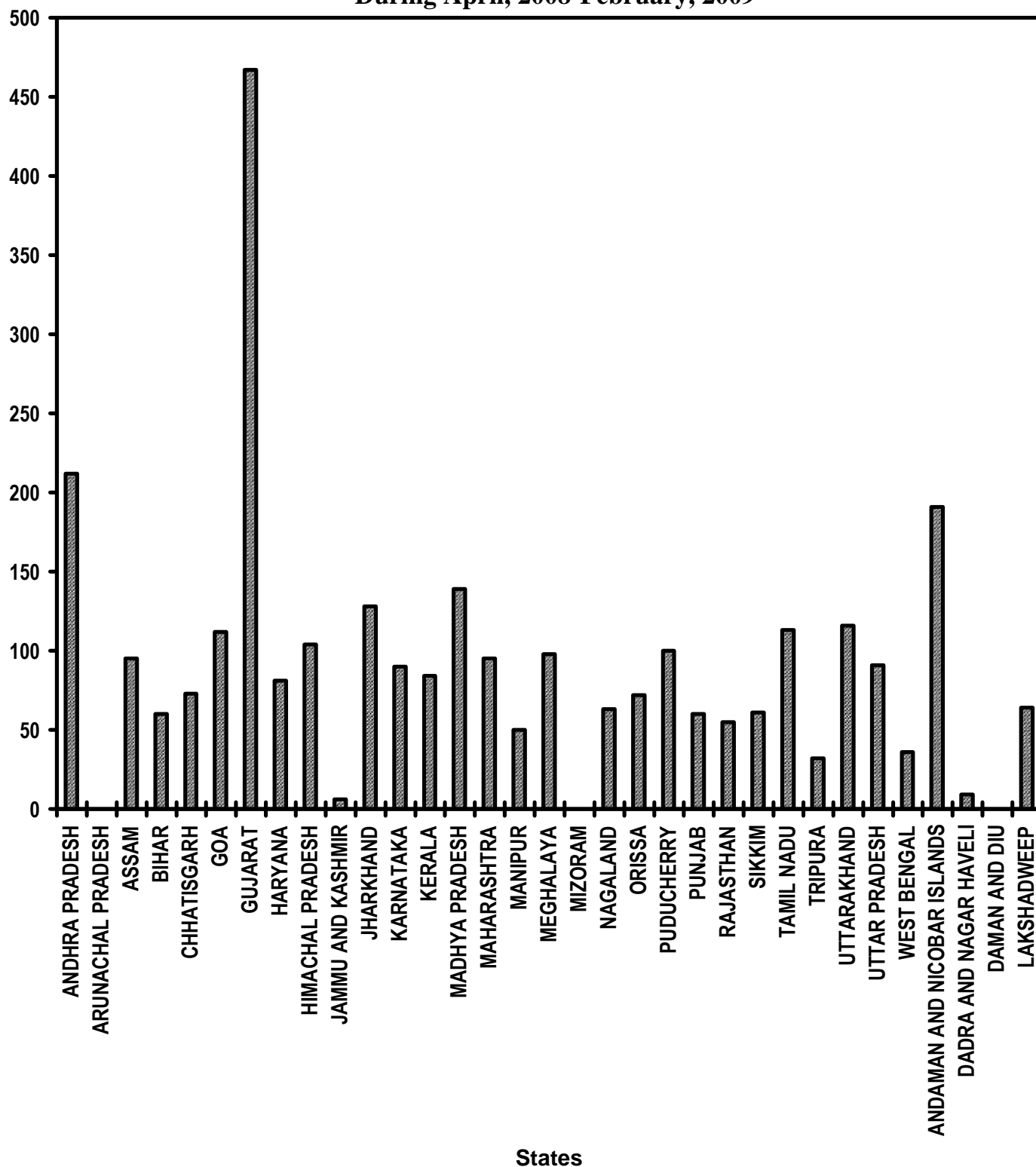




Table - 3(B)

**Self Help Groups (SHG)**  
**To whom income generating activities provided**  
**(Unit: Number)**

Sl. No.	State/UT Name	Target		Achievement April,2008-February,2009	Percent Achievement April,2008-February,2009
		2008-2009	April,2008-February,2009		
(1)	(2)	(3)	(4)	(5)	(5)/(4)
1	ANDHRA PRADESH	7,337	6,481	13,714	212
2	ARUNACHAL PRADESH	383	337	0	0
3	ASSAM	9,946	8,785	8,337	95
4	BIHAR	17,454	15,417	9,190	60
5	CHHATISGARH	3,876	3,423	2,512	73
6	GOA	86	76	85	112
7	GUJARAT	2,762	2,439	11,393	467
8	HARYANA	1,625	1,434	1,162	81
9	HIMACHAL PRADESH	684	603	630	104
10	JAMMU AND KASHMIR	846	746	45	6
11	JHARKHAND	6,580	5,811	7,435	128
12	KARNATAKA	5,540	4,893	4,420	90
13	KERALA	2,486	2,196	1,850	84
14	MADHYA PRADESH	8,306	7,337	10,225	139
15	MAHARASHTRA	10,954	9,676	9,185	95
16	MANIPUR	666	587	293	50
17	MEGHALAYA	746	659	644	98
18	MIZORAM	173	153	0	0
19	NAGALAND	512	451	286	63
20	ORISSA	8,391	7,412	5,345	72
21	PUDUCHERRY	104	92	92	100
22	PUNJAB	789	697	420	60
23	RAJASTHAN	4,206	3,714	2,044	55
24	SIKKIM	191	168	103	61
25	TAMIL NADU	6,488	5,731	6,492	113
26	TRIPURA	1,204	1,063	341	32
27	UTTARAKHAND	1,323	1,168	1,353	116
28	UTTAR PRADESH	25,128	22,195	20,106	91
29	WEST BENGAL	9,326	8,238	2,979	36
30	ANDAMAN AND NICOBAR ISLANDS	14	11	21	191
31	DADRA AND NAGAR HAVELI	14	11	1	9
32	DAMAN AND DIU	14	11	0	0
33	LAKSHADWEEP	14	11	7	64
<b>Grand Total</b>		<b>1,38,168</b>	<b>1,22,026</b>	<b>1,20,710</b>	<b>99</b>

**Very Good:(90% or above of targets)**

ANDHRA PRADESH, ASSAM, GOA, GUJARAT, HIMACHAL PRADESH, JHARKHAND, KARNATAKA, MADHYA PRADESH, MAHARASHTRA, MEGHALAYA, PUDUCHERRY, TAMIL NADU, UTTARAKHAND, UTTAR PRADESH, ANDAMAN AND NICOBAR ISLANDS

**Good:(Between 80% to 90% targets)**

HARYANA, KERALA

**Poor:(Below 80% of targets)**

ARUNACHAL PRADESH, BIHAR, CHHATISGARH, JAMMU AND KASHMIR, MANIPUR, MIZORAM, NAGALAND, ORISSA, PUNJAB, RAJASTHAN, SIKKIM, TRIPURA, WEST BENGAL, DADRA AND NAGAR HAVELI, DAMAN AND DIU, LAKSHADWEEP

Table - 4

**Distribution of waste land to the landless**  
(Unit: Hectare)

		<b>Total Land Distributed (Hectare) April,2008- February,2009</b>
<b>Sl. No.</b>	<b>State/UT Name</b>	
<b>(1)</b>	<b>(2)</b>	<b>(3)</b>
1	ANDHRA PRADESH	802
2	ARUNACHAL PRADESH	0
3	ASSAM	46
4	BIHAR	25
5	CHHATISGARH	24,567
6	DELHI	0
7	GOA	0
8	GUJARAT	3,680
9	HARYANA	0
10	JAMMU AND KASHMIR	0
11	JHARKHAND	780
12	KARNATAKA	0
13	KERALA	0
14	MADHYA PRADESH	54,333
15	MAHARASHTRA	0
16	MANIPUR	0
17	MEGHALAYA	0
18	MIZORAM	0
19	NAGALAND	0
20	ORISSA	1,317
21	PUDUCHERRY	0
22	PUNJAB	0
23	RAJASTHAN	0
24	SIKKIM	9
25	TAMIL NADU	12,733
26	TRIPURA	0
27	UTTARAKHAND	0
28	UTTAR PRADESH	5,928
29	WEST BENGAL	0
30	ANDAMAN AND NICOBAR ISLANDS	0
31	CHANDIGARH	0
32	DADRA AND NAGAR HAVELI	0
33	DAMAN AND DIU	0
34	LAKSHADWEEP	0
<b>Grand Total</b>		<b>1,04,220</b>

Table - 5(A)

## Minimum Wages Enforcement (including Farm Labour)

Sl. No.	State/UT Name	Agriculture and Farm Workers: Inspections made (Number) April,2008-February,2009	Agriculture and Farm Workers: Irregularities detected (Number) April,2008-February,2009	Agriculture and Farm Workers: Irregularities rectified (Number) April,2008-February,2009
(1)	(2)	(3)	(4)	(5)
1	ANDHRA PRADESH	0	0	0
2	ARUNACHAL PRADESH	0	0	0
3	ASSAM	0	0	0
4	BIHAR	92,015	13,576	13,532
5	CHHATISGARH	0	0	0
6	DELHI	0	0	0
7	GOA	2	14	0
8	GUJARAT	58,389	9,229	12,630
9	HARYANA	0	0	0
10	HIMACHAL PRADESH	0	0	0
11	JAMMU AND KASHMIR	0	0	0
12	JHARKHAND	0	0	0
13	KARNATAKA	0	0	0
14	KERALA	2	2	0
15	MADHYA PRADESH	0	0	0
16	MAHARASHTRA	0	0	0
17	MANIPUR	0	0	0
18	MEGHALAYA	74	0	0
19	MIZORAM	0	0	0
20	NAGALAND	0	0	0
21	ORISSA	13,566	9,078	7,351
22	PUDUCHERRY	0	4,155	0
23	PUNJAB	157	0	0
24	RAJASTHAN	1,868	9	5
25	SIKKIM	0	0	0
26	TAMIL NADU	0	0	0
27	TRIPURA	0	0	0
28	UTTARAKHAND	1,136	60	34
29	UTTAR PRADESH	16,448	4,357	0
30	WEST BENGAL	0	0	0
31	ANDAMAN AND NICOBAR ISLANDS	0	0	0
32	CHANDIGARH	0	0	0
33	DADRA AND NAGAR HAVELI	0	0	0
34	DAMAN AND DIU	0	0	0
35	LAKSHADWEEP	0	0	0
Grand Total		1,83,657	40,480	33,552

Table - 5(B)

**Minimum Wages Enforcement (including Farm Labour)**  
(Unit: Number)

Sl. No.	State/UT Name	Agriculture and Farm Workers: Claims filed (Number) April,2008-February,2009	Agriculture and Farm Workers: Claims settled (Number) April,2008-February,2009
(1)	(2)	(3)	(4)
1	ANDHRA PRADESH	0	0
2	ARUNACHAL PRADESH	0	0
3	ASSAM	0	0
4	BIHAR	4,482	4,676
5	CHHATISGARH	0	0
6	DELHI	0	0
7	GOA	0	0
8	GUJARAT	8	2
9	HARYANA	11	53
10	HIMACHAL PRADESH	0	0
11	JAMMU AND KASHMIR	0	0
12	JHARKHAND	0	0
13	KARNATAKA	0	0
14	KERALA	0	0
15	MADHYA PRADESH	0	0
16	MAHARASHTRA	0	0
17	MANIPUR	0	0
18	MEGHALAYA	0	0
19	MIZORAM	0	0
20	NAGALAND	0	0
21	ORISSA	0	0
22	PUDUCHERRY	0	0
23	PUNJAB	0	0
24	RAJASTHAN	11	7
25	SIKKIM	0	0
26	TAMIL NADU	0	0
27	TRIPURA	0	0
28	UTTARAKHAND	4	0
29	UTTAR PRADESH	0	0
30	WEST BENGAL	0	0
31	ANDAMAN AND NICOBAR ISLANDS	0	0
32	CHANDIGARH	0	0
33	DADRA AND NAGAR HAVELI	0	0
34	DAMAN AND DIU	0	0
35	LAKSHADWEEP	0	0
<b>Grand Total</b>		<b>4,516</b>	<b>4,738</b>

Table - 5(C)

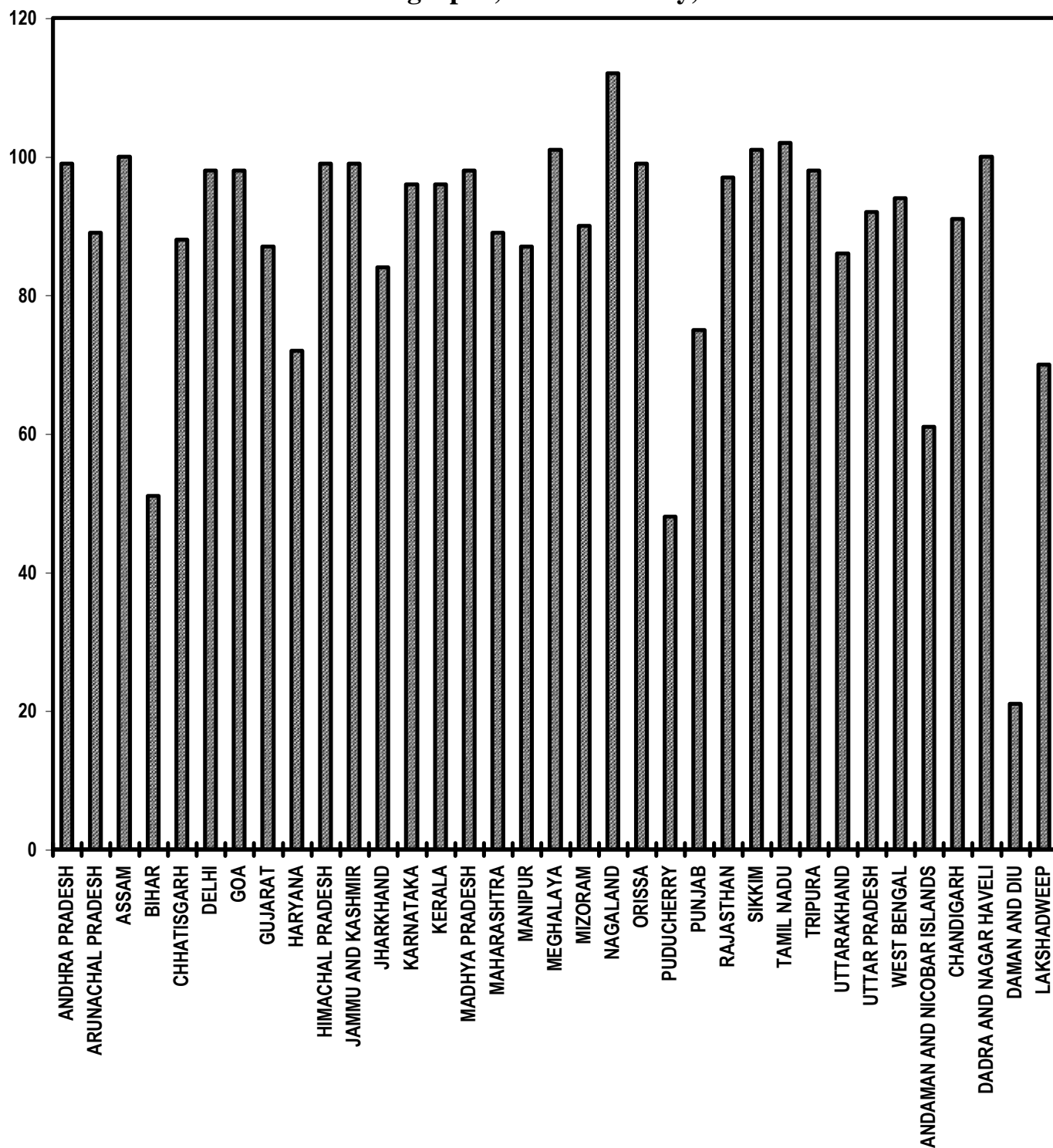
## Minimum Wages Enforcement (including Farm Labour)

Sl. No.	State/UT Name	Agriculture and Farm Workers: Prosecution cases Pending (Number) April,2008-February,2009	Agriculture and Farm Workers: Prosecution cases filed (Number) April,2008-February,2009	Agriculture and Farm Workers: Prosecution cases decided (Number) April,2008-February,2009
		(3)	(4)	(5)
1	ANDHRA PRADESH	0	0	0
2	ARUNACHAL PRADESH	0	0	0
3	ASSAM	0	0	0
4	BIHAR	402	2	0
5	CHHATISGARH	0	0	0
6	DELHI	0	0	0
7	GOA	8	8	0
8	GUJARAT	11,003	67	173
9	HARYANA	0	0	0
10	HIMACHAL PRADESH	0	0	0
11	JAMMU AND KASHMIR	0	0	0
12	JHARKHAND	0	0	0
13	KARNATAKA	0	0	0
14	KERALA	0	0	0
15	MADHYA PRADESH	0	0	0
16	MAHARASHTRA	0	0	0
17	MANIPUR	0	0	0
18	MEGHALAYA	0	0	0
19	MIZORAM	0	0	0
20	NAGALAND	0	0	0
21	ORISSA	1,480	2	0
22	PUDUCHERRY	0	0	0
23	PUNJAB	0	0	0
24	RAJASTHAN	3	0	2
25	SIKKIM	0	0	0
26	TAMIL NADU	0	0	0
27	TRIPURA	0	0	0
28	UTTARAKHAND	62	7	26
29	UTTAR PRADESH	127	4	4
30	WEST BENGAL	0	0	0
31	ANDAMAN AND NICOBAR ISLANDS	0	0	0
32	CHANDIGARH	0	0	0
33	DADRA AND NAGAR HAVELI	0	0	0
34	DAMAN AND DIU	0	0	0
35	LAKSHADWEEP	0	0	0
Grand Total		13,085	90	205

# Food security (Targeted Public Distribution system)

## Off take

% Achievement of Target  
During April, 2008-February, 2009



States

Table - 6(A)

## Food security (Targeted Public Distribution system)

Sl. No.	State/UT Name	Allocation of Food Grains (Tonnes) April,2008-February,2009	Off take April,2008-February,2009	Percentage of offtake w.r.t. Allocation of Food Grains
(1)	(2)	(3)	(4)	(5)
1	ANDHRA PRADESH	32,39,146	32,19,269	99
2	ARUNACHAL PRADESH	93,093	82,982	89
3	ASSAM	12,89,068	12,94,314	100
4	BIHAR	26,76,246	13,72,017	51
5	CHHATISGARH	8,46,702	7,44,855	88
6	DELHI	5,43,169	5,30,497	98
7	GOA	32,671	31,946	98
8	GUJARAT	9,06,866	7,89,424	87
9	HARYANA	4,91,287	3,51,480	72
10	HIMACHAL PRADESH	4,23,578	4,21,014	99
11	JAMMU AND KASHMIR	7,13,737	7,05,659	99
12	JHARKHAND	9,62,519	8,05,023	84
13	KARNATAKA	18,54,923	17,89,773	96
14	KERALA	10,51,387	10,04,097	96
15	MADHYA PRADESH	18,01,330	17,66,938	98
16	MAHARASHTRA	28,25,163	25,18,391	89
17	MANIPUR	97,423	84,997	87
18	MEGHALAYA	1,32,003	1,33,657	101
19	MIZORAM	75,999	68,552	90
20	NAGALAND	1,16,303	1,29,789	112
21	ORISSA	16,90,462	16,74,713	99
22	PUDUCHERRY	34,023	16,451	48
23	PUNJAB	5,22,660	3,92,421	75
24	RAJASTHAN	12,15,179	11,79,130	97
25	SIKKIM	40,535	40,987	101
26	TAMIL NADU	33,72,596	34,30,270	102
27	TRIPURA	2,49,837	2,43,995	98
28	UTTARAKHAND	3,27,731	2,83,044	86
29	UTTAR PRADESH	43,44,259	39,80,718	92
30	WEST BENGAL	27,57,230	25,78,502	94
31	ANDAMAN AND NICOBAR ISLANDS	26,735	16,179	61
32	CHANDIGARH	3,506	3,191	91
33	DADRA AND NAGAR HAVELI	7,414	7,414	100
34	DAMAN AND DIU	2,010	423	21
35	LAKSHADWEEP	4,224	2,970	70
Grand Total		3,47,71,014	3,16,95,082	91

**Very Good:(90% or above of targets)**

ANDHRA PRADESH, ASSAM, DELHI, GOA, HIMACHAL PRADESH, JAMMU AND KASHMIR, KARNATAKA, KERALA, MADHYA PRADESH, MEGHALAYA, MIZORAM, NAGALAND, ORISSA, RAJASTHAN, SIKKIM, TAMIL NADU, TRIPURA, UTTAR PRADESH, WEST BENGAL, CHANDIGARH, DADRA AND NAGAR HAVELI

**Good:(Between 80% to 90% targets)**

ARUNACHAL PRADESH, CHHATISGARH, GUJARAT, JHARKHAND, MAHARASHTRA, MANIPUR, UTTARAKHAND

**Poor:(Below 80% of targets)**

BIHAR, HARYANA, PUDUCHERRY, PUNJAB, ANDAMAN AND NICOBAR ISLANDS, DAMAN AND DIU, LAKSHADWEEP

# Food security(Antyodaya Anna Yojana)

## Off take

% Achievement of Target  
During April, 2008-February, 2009

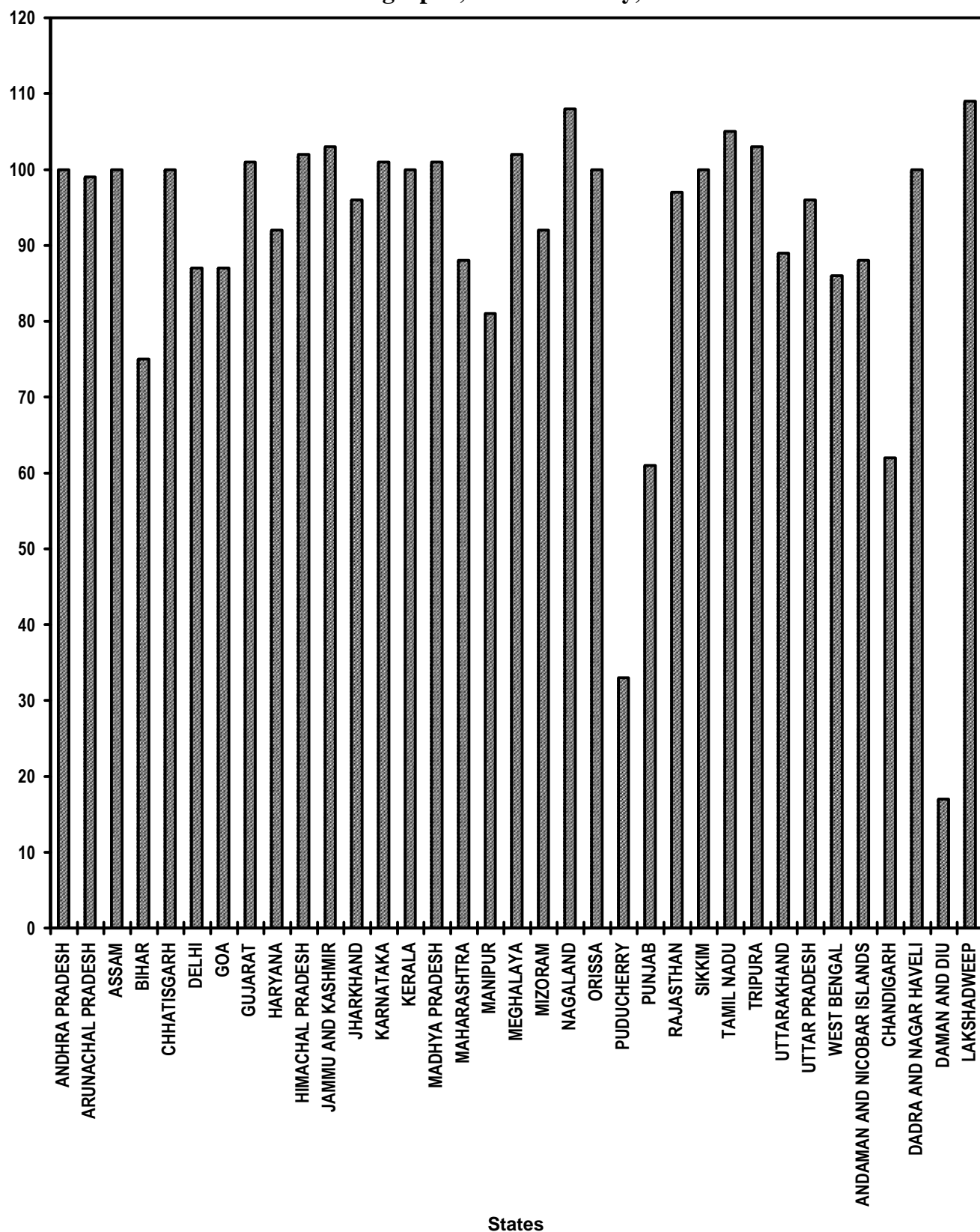




Table - 6(B)

## Food Security (Antyodaya Anna Yojana)

Sl. No.	State/UT Name	Allocation of Food Grains (Tonnes) April,2008-February,2009	Off take April,2008-February,2009	Percentage of offtake w.r.t. Allocation of Food Grains
(1)	(2)	(3)	(4)	(5)
1	ANDHRA PRADESH	5,99,764	5,97,209	100
2	ARUNACHAL PRADESH	14,641	14,540	99
3	ASSAM	2,71,051	2,72,100	100
4	BIHAR	9,34,989	7,02,964	75
5	CHHATISGARH	2,76,782	2,76,782	100
6	DELHI	57,827	50,327	87
7	GOA	5,599	4,896	87
8	GUJARAT	3,11,740	3,13,353	101
9	HARYANA	1,12,585	1,03,042	92
10	HIMACHAL PRADESH	75,845	77,580	102
11	JAMMU AND KASHMIR	98,439	1,01,038	103
12	JHARKHAND	3,53,408	3,37,850	96
13	KARNATAKA	4,61,901	4,64,286	101
14	KERALA	2,29,405	2,29,501	100
15	MADHYA PRADESH	6,08,905	6,12,261	101
16	MAHARASHTRA	9,48,640	8,39,328	88
17	MANIPUR	24,497	19,851	81
18	MEGHALAYA	27,027	27,561	102
19	MIZORAM	10,010	9,210	92
20	NAGALAND	18,304	19,770	108
21	ORISSA	4,86,860	4,87,833	100
22	PUDUCHERRY	12,419	4,046	33
23	PUNJAB	69,080	42,235	61
24	RAJASTHAN	3,58,864	3,49,188	97
25	SIKKIM	6,358	6,358	100
26	TAMIL NADU	7,17,882	7,52,740	105
27	TRIPURA	43,560	45,025	103
28	UTTARAKHAND	58,223	52,109	89
29	UTTAR PRADESH	15,76,190	15,06,998	96
30	WEST BENGAL	5,69,877	4,89,982	86
31	ANDAMAN AND NICOBAR ISLANDS	1,650	1,449	88
32	CHANDIGARH	770	474	62
33	DADRA AND NAGAR HAVELI	2,013	2,013	100
34	DAMAN AND DIU	583	100	17
35	LAKSHADWEEP	451	492	109
Grand Total		93,46,139	88,14,491	94

Very Good:(90% or above of targets)

ANDHRA PRADESH, ARUNACHAL PRADESH, ASSAM, CHHATISGARH, GUJARAT, HARYANA, HIMACHAL PRADESH, JAMMU AND KASHMIR, JHARKHAND, KARNATAKA, KERALA, MADHYA PRADESH, MEGHALAYA, MIZORAM, NAGALAND, ORISSA, RAJASTHAN, SIKKIM, TAMIL NADU, TRIPURA, UTTAR PRADESH, DADRA AND

Good:(Between 80% to 90% targets)

DELHI, GOA, MAHARASHTRA, MANIPUR, UTTARAKHAND, WEST BENGAL, ANDAMAN AND NICOBAR ISLANDS

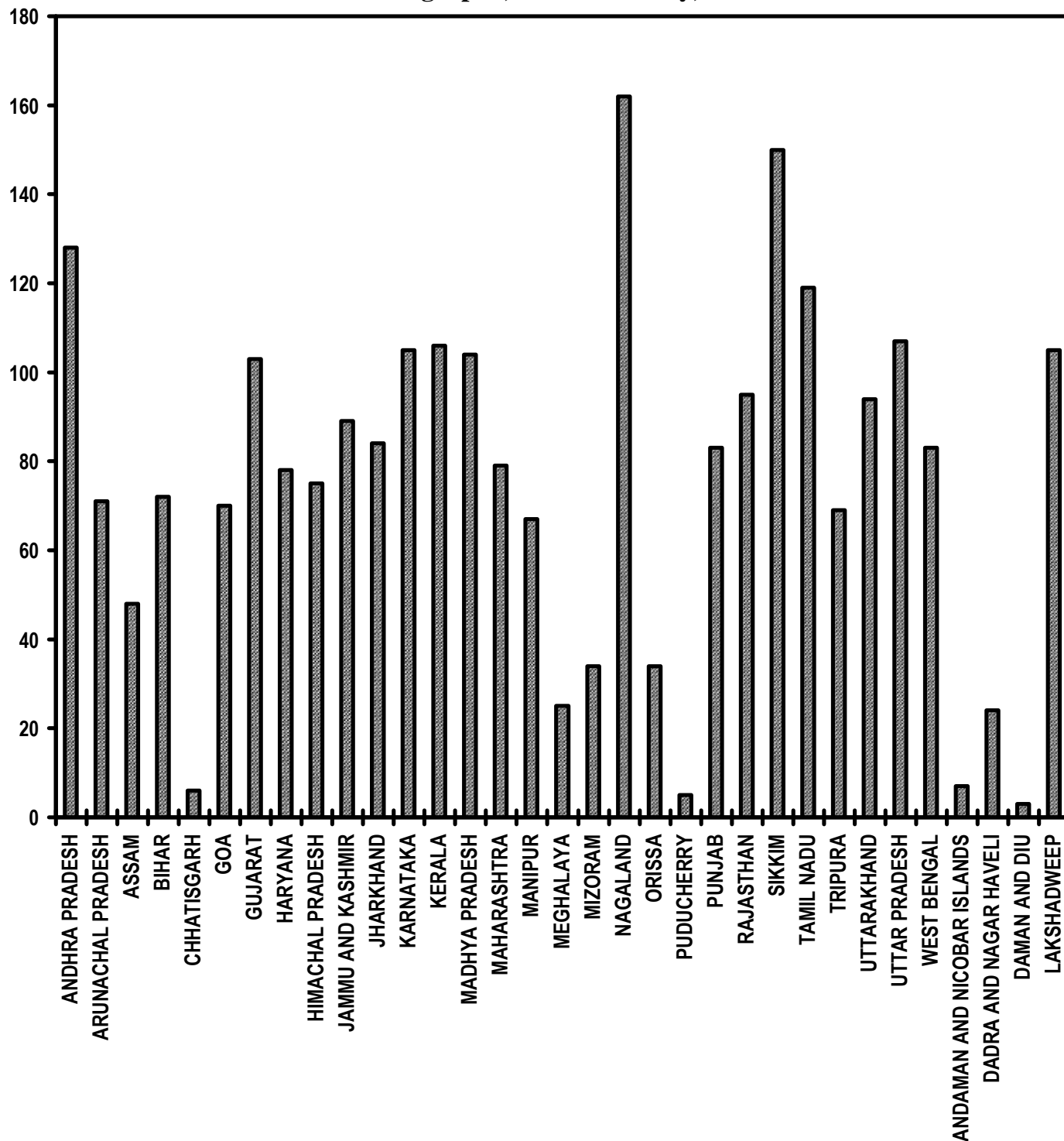
Poor:(Below 80% of targets)

BIHAR, PUDUCHERRY, PUNJAB, CHANDIGARH, DAMAN AND DIU

# Rural Housing - Indira Awaas Yojana

## Houses constructed

% Achievement of Target  
During April, 2008-February, 2009



States

Table - 7

**Rural Housing - Indira Awaas Yojana**  
**Houses constructed**  
**(Unit: Number)**

Sl. No.	State/UT Name	Target		Achievement April,2008-February,2009	Percent Achievement April,2008-February,2009
		2008-2009	April,2008-February,2009		
(1)	(2)	(3)	(4)	(5)	(5)/(4)
1	ANDHRA PRADESH	1,92,132	1,63,312	2,09,808	128
2	ARUNACHAL PRADESH	6,770	5,754	4,096	71
3	ASSAM	1,49,699	1,27,244	61,242	48
4	BIHAR	5,67,125	4,82,056	3,47,564	72
5	CHHATISGARH	29,712	25,255	1,589	6
6	GOA	1,183	1,005	707	70
7	GUJARAT	94,226	80,093	82,312	103
8	HARYANA	13,229	11,244	8,790	78
9	HIMACHAL PRADESH	4,242	3,605	2,692	75
10	JAMMU AND KASHMIR	13,176	11,199	10,012	89
11	JHARKHAND	50,585	42,997	36,092	84
12	KARNATAKA	74,023	62,919	66,348	105
13	KERALA	41,164	34,988	37,122	106
14	MADHYA PRADESH	59,091	50,227	52,173	104
15	MAHARASHTRA	1,15,869	98,489	78,072	79
16	MANIPUR	5,877	4,996	3,337	67
17	MEGHALAYA	10,235	8,699	2,193	25
18	MIZORAM	2,181	1,854	628	34
19	NAGALAND	6,773	5,757	9,349	162
20	ORISSA	1,11,422	94,708	32,097	34
21	PUDUCHERRY	910	773	38	5
22	PUNJAB	16,361	13,906	11,535	83
23	RAJASTHAN	47,350	40,247	38,111	95
24	SIKKIM	1,295	1,100	1,650	150
25	TAMIL NADU	76,925	65,386	78,114	119
26	TRIPURA	13,187	11,209	7,786	69
27	UTTARAKHAND	11,610	9,868	9,305	94
28	UTTAR PRADESH	2,54,729	2,16,519	2,31,923	107
29	WEST BENGAL	1,53,697	1,30,642	1,08,062	83
30	ANDAMAN AND NICOBAR ISLANDS	1,828	1,553	102	7
31	DADRA AND NAGAR HAVELI	305	259	61	24
32	DAMAN AND DIU	136	115	4	3
33	LAKSHADWEEP	118	100	105	105
<b>Grand Total</b>		<b>21,27,165</b>	<b>18,08,078</b>	<b>15,33,019</b>	<b>85</b>

**Very Good:(90% or above of targets)**

ANDHRA PRADESH, GUJARAT, KARNATAKA, KERALA, MADHYA PRADESH, NAGALAND, RAJASTHAN, SIKKIM, TAMIL NADU, UTTARAKHAND, UTTAR PRADESH, LAKSHADWEEP

**Good:(Between 80% to 90% targets)**

JAMMU AND KASHMIR, JHARKHAND, PUNJAB, WEST BENGAL

**Poor:(Below 80% of targets)**

ARUNACHAL PRADESH, ASSAM, BIHAR, CHHATISGARH, GOA, HARYANA, HIMACHAL PRADESH, MAHARASHTRA, MANIPUR, MEGHALAYA, MIZORAM, ORISSA, PUDUCHERRY, TRIPURA, ANDAMAN AND NICOBAR ISLANDS, DADRA AND NAGAR HAVELI, DAMAN AND DIU

# EWS/LIG Houses in Urban Areas

## Houses constructed

% Achievement of Target  
During April, 2008-February, 2009

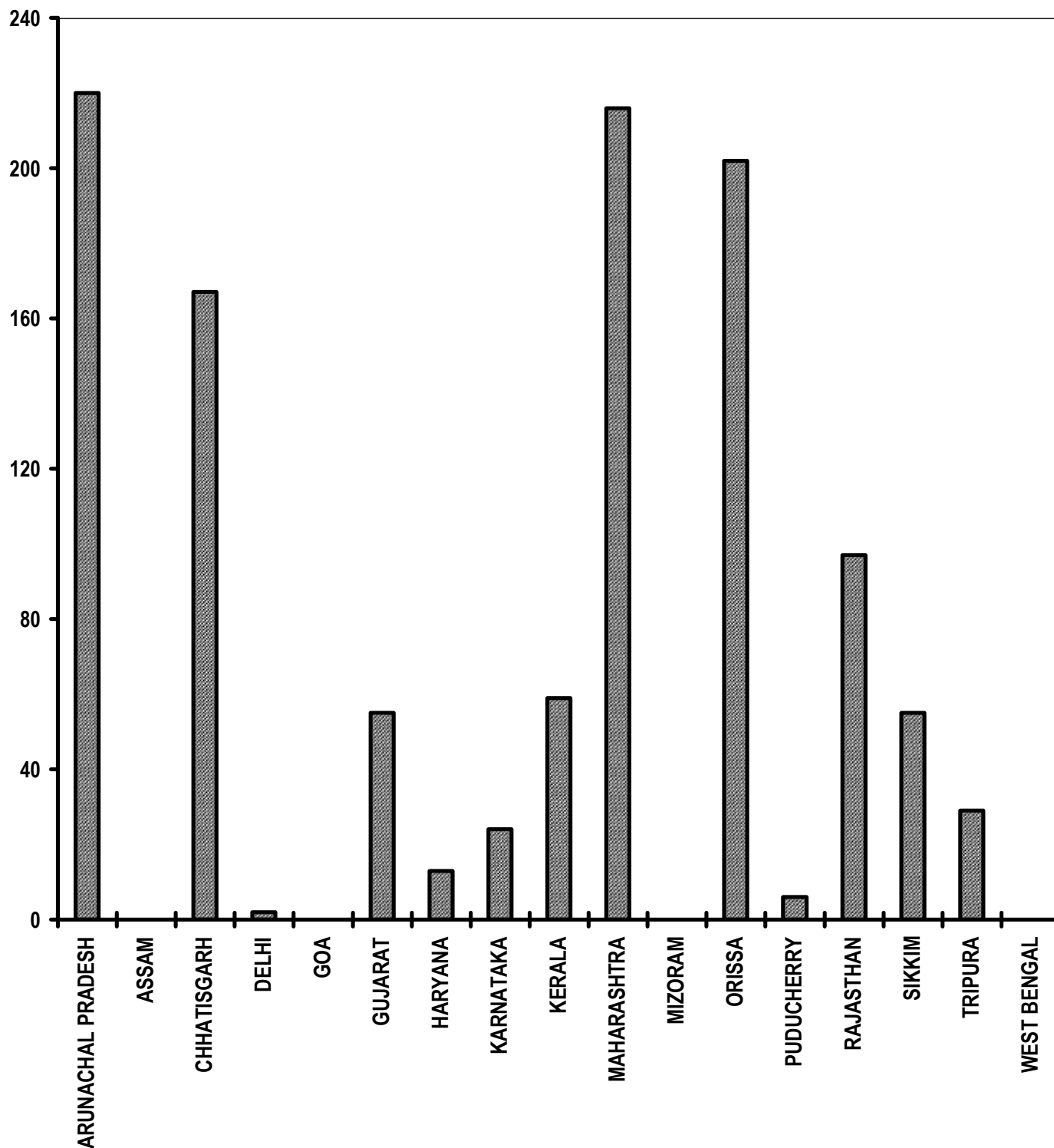


Table - 8

**EWS/LIG Houses in Urban Areas**  
**Houses constructed**  
**(Unit: Number)**

Sl. No.	State/UT Name	Target		Achievement April,2008-February,2009	Percent Achievement April,2008-February,2009
		2008-2009	April,2008-February,2009		
(1)	(2)	(3)	(4)	(5)	(5)/(4)
1	ARUNACHAL PRADESH	488	440	968	220
2	ASSAM	293	268	0	0
3	CHHATISGARH	6,393	5,852	9,756	167
4	DELHI	80,000	73,326	1,220	2
5	GOA	130	119	0	0
6	GUJARAT	500	451	250	55
7	HARYANA	166	152	20	13
8	KARNATAKA	10,000	9,163	2,210	24
9	KERALA	2,200	2,013	1,178	59
10	MAHARASHTRA	14,033	12,863	27,827	216
11	MIZORAM	1,512	1,386	0	0
12	ORISSA	150	132	266	202
13	PUDUCHERRY	233	209	12	6
14	RAJASTHAN	2,288	2,090	2,019	97
15	SIKKIM	30	22	12	55
16	TRIPURA	456	418	121	29
17	WEST BENGAL	632	579	0	0
<b>Grand Total</b>		1,19,504	1,09,483	45,859	42

**Very Good:(90% or above of targets)**

ARUNACHAL PRADESH, CHHATISGARH, MAHARASHTRA, ORISSA, RAJASTHAN

**Poor:(Below 80% of targets)**

ASSAM, DELHI, GOA, GUJARAT, HARYANA, KARNATAKA, KERALA, MIZORAM, PUDUCHERRY, SIKKIM, TRIPURA, WEST BENGAL

# Rural Areas - Accelerated Rural Water Supply Programme

Habitations covered (NC and PC)

% Achievement of Target  
During April, 2008-February, 2009

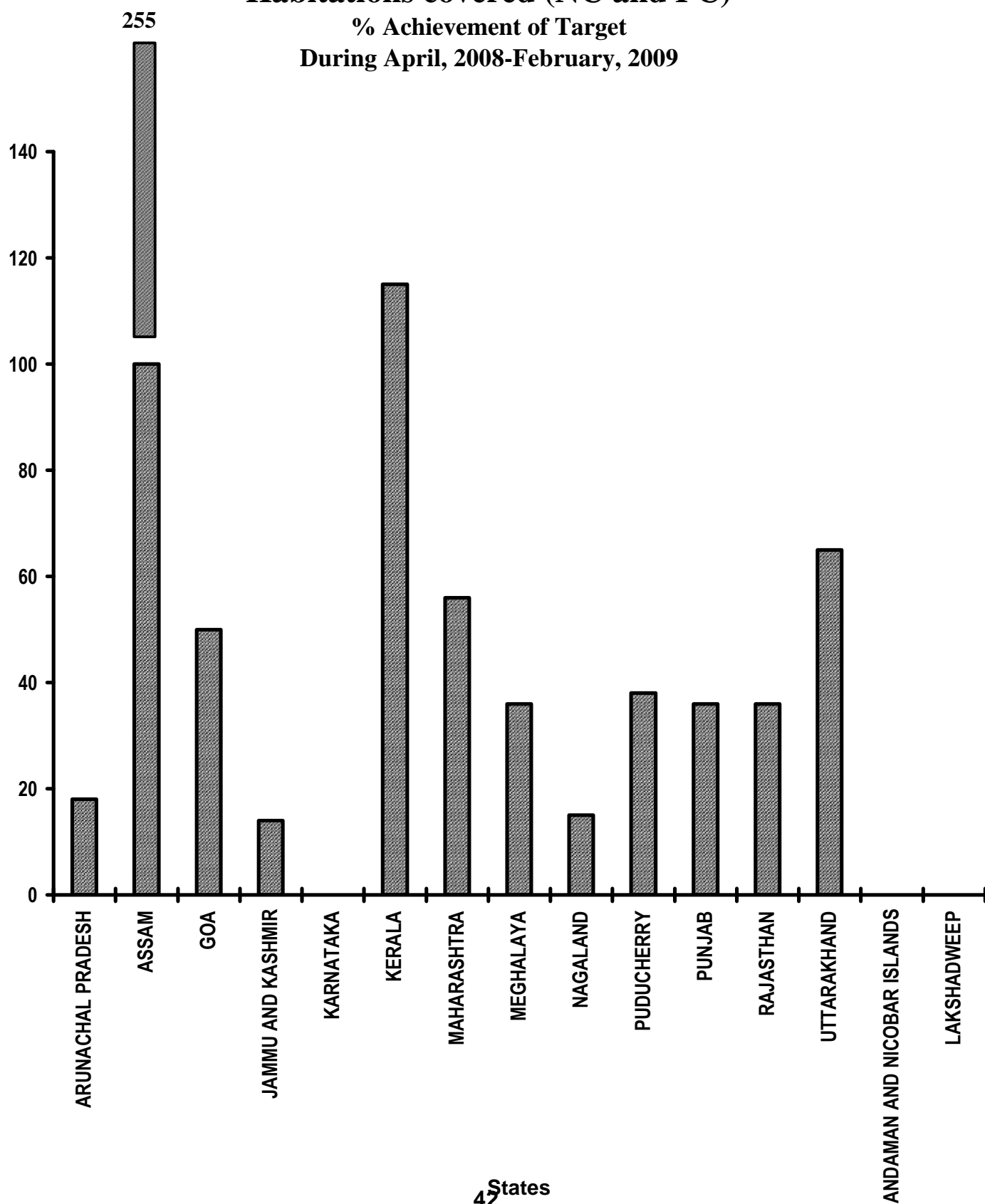


Table - 9(A)

**Rural Areas - Accelerated Rural Water Supply Programme**  
**Habitations covered (NC and PC)**  
**(Unit: Number)**

Sl. No.	State/UT Name	Target		Achievement April,2008-February,2009	Percent Achievement April,2008-February,2009
		2008-2009	April,2008-February,2009		
(1)	(2)	(3)	(4)	(5)	(5)/(4)
1	ARUNACHAL PRADESH	65	56	10	18
2	ASSAM	273	236	602	255
3	GOA	3	2	1	50
4	JAMMU AND KASHMIR	1,785	1,546	219	14
5	KARNATAKA	453	392	0	0
6	KERALA	4,112	3,563	4,112	115
7	MAHARASHTRA	8,632	7,481	4,166	56
8	MEGHALAYA	14	11	4	36
9	NAGALAND	61	52	8	15
10	PUDUCHERRY	10	8	3	38
11	PUNJAB	342	296	108	36
12	RAJASTHAN	869	753	271	36
13	UTTARAKHAND	126	109	71	65
14	ANDAMAN AND NICOBAR ISLANDS	8	6	0	0
15	LAKSHADWEEP	10	8	0	0
<b>Grand Total</b>		16,763	14,519	9,575	66

**Very Good:(90% or above of targets)**

**ASSAM, KERALA**

**Poor:(Below 80% of targets)**

**ARUNACHAL PRADESH, GOA, JAMMU AND KASHMIR, KARNATAKA, MAHARASHTRA, MEGHALAYA, NAGALAND, PUDUCHERRY, PUNJAB, RAJASTHAN, UTTARAKHAND, ANDAMAN AND NICOBAR ISLANDS, LAKSHADWEEP**

# Rural Areas - Accelerated Rural Water Supply Programme

## Slipped back habitations and habitations with water quality problems addressed

% Achievement of Target  
During April, 2008-February, 2009

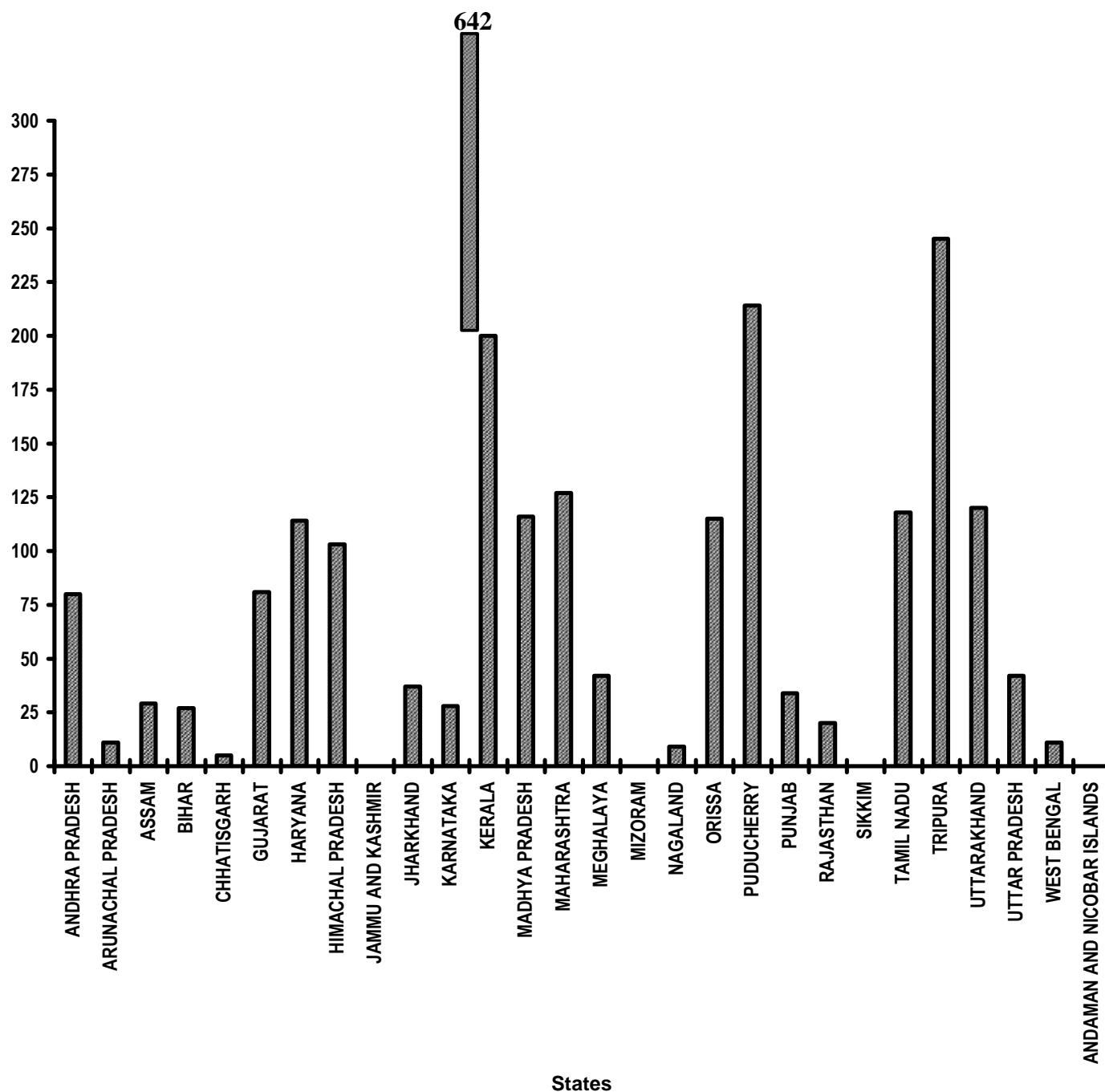




Table - 9(B)

**Rural Areas - Accelerated Rural Water Supply Programme**  
**Slipped back habitations and habitations with water quality problems addressed-ARWSP**  
**(Unit: Number)**

Sl. No.	State/UT Name	Target		Achievement April,2008-February,2009	Percent Achievement April,2008-February,2009
		2008-2009	April,2008-February,2009		
(1)	(2)	(3)	(4)	(5)	(5)/(4)
1	ANDHRA PRADESH	15,889	13,770	11,015	80
2	ARUNACHAL PRADESH	2,325	2,015	223	11
3	ASSAM	22,826	19,782	5,835	29
4	BIHAR	39,956	34,629	9,222	27
5	CHHATISGARH	4,408	3,820	184	5
6	GUJARAT	4,232	3,667	2,971	81
7	HARYANA	635	550	626	114
8	HIMACHAL PRADESH	5,184	4,492	4,610	103
9	JAMMU AND KASHMIR	2,919	2,530	0	0
10	JHARKHAND	7,170	6,214	2,276	37
11	KARNATAKA	12,497	10,830	3,047	28
12	KERALA	484	419	2,692	642
13	MADHYA PRADESH	3,718	3,222	3,725	116
14	MAHARASHTRA	11,245	9,745	12,410	127
15	MEGHALAYA	1,867	1,618	675	42
16	MIZORAM	306	265	0	0
17	NAGALAND	109	94	8	9
18	ORISSA	16,492	14,293	16,435	115
19	PUDUCHERRY	8	7	15	214
20	PUNJAB	4,591	3,978	1,352	34
21	RAJASTHAN	24,785	21,481	4,328	20
22	SIKKIM	300	260	0	0
23	TAMIL NADU	4,602	3,988	4,690	118
24	TRIPURA	138	119	292	245
25	UTTARAKHAND	1,324	1,147	1,372	120
26	UTTAR PRADESH	1,639	1,420	593	42
27	WEST BENGAL	11,460	9,932	1,050	11
28	ANDAMAN AND NICOBAR ISLANDS	26	22	0	0
<b>Grand Total</b>		<b>2,01,135</b>	<b>1,74,309</b>	<b>89,646</b>	<b>51</b>

**Very Good:(90% or above of targets)**

HARYANA, HIMACHAL PRADESH, KERALA, MADHYA PRADESH, MAHARASHTRA, ORISSA, PUDUCHERRY, TAMIL NADU, TRIPURA, UTTARAKHAND

**Good:(Between 80% to 90% targets)**

ANDHRA PRADESH, GUJARAT

**Poor:(Below 80% of targets)**

ARUNACHAL PRADESH, ASSAM, BIHAR, CHHATISGARH, JAMMU AND KASHMIR, JHARKHAND, KARNATAKA, MEGHALAYA, MIZORAM, NAGALAND, PUNJAB, RAJASTHAN, SIKKIM, UTTAR PRADESH, WEST BENGAL, ANDAMAN AND NICOBAR ISLANDS

Table - 10

**Sanitation Programme in Rural Areas**  
(Unit: Number)

Sl. No.	State/UT Name	Individual Household latrines constructed (Number) April,2008-February,2009
(1)	(2)	(3)
1	ANDHRA PRADESH	2,32,918
2	ARUNACHAL PRADESH	2,515
3	ASSAM	1,60,742
4	BIHAR	6,65,641
5	CHHATISGARH	2,39,491
6	DELHI	0
7	GOA	18,753
8	GUJARAT	8,76,241
9	HARYANA	3,44,727
10	HIMACHAL PRADESH	2,20,831
11	JAMMU AND KASHMIR	26,435
12	JHARKHAND	2,87,943
13	KARNATAKA	3,64,540
14	KERALA	72,874
15	MADHYA PRADESH	10,73,249
16	MAHARASHTRA	7,32,243
17	MANIPUR	4,482
18	MEGHALAYA	25,401
19	MIZORAM	8,843
20	NAGALAND	3,274
21	ORISSA	2,92,076
22	PUDUCHERRY	54
23	PUNJAB	2,61,020
24	RAJASTHAN	7,38,469
25	SIKKIM	3,712
26	TAMIL NADU	3,90,103
27	TRIPURA	60,424
28	UTTARAKHAND	86,601
29	UTTAR PRADESH	18,06,507
30	WEST BENGAL	5,40,062
31	ANDAMAN AND NICOBAR ISLANDS	0
32	CHANDIGARH	0
33	DADRA AND NAGAR HAVELI	0
34	DAMAN AND DIU	0
35	LAKSHADWEEP	0
<b>Grand Total</b>		<b>95,40,171</b>

Table - 11

**Institutional Delivery**  
(Unit: Number)

Sl. No.	State/UT Name	Delivery in institutions (Number) April,2008-February,2009
(1)	(2)	(3)
1	ANDHRA PRADESH	12,39,414
2	ARUNACHAL PRADESH	8,158
3	ASSAM	3,07,418
4	BIHAR	9,78,145
5	CHHATISGARH	1,44,330
6	DELHI	1,28,888
7	GOA	19,758
8	GUJARAT	9,40,295
9	HARYANA	16,52,121
10	HIMACHAL PRADESH	54,078
11	JAMMU AND KASHMIR	1,30,794
12	JHARKHAND	1,85,204
13	KARNATAKA	6,44,713
14	KERALA	4,28,435
15	MADHYA PRADESH	12,10,026
16	MAHARASHTRA	11,39,393
17	MANIPUR	5,930
18	MEGHALAYA	15,172
19	MIZORAM	0
20	NAGALAND	11
21	ORISSA	4,59,128
22	PUDUCHERRY	42,531
23	PUNJAB	2,19,665
24	RAJASTHAN	9,84,239
25	SIKKIM	6,142
26	TAMIL NADU	10,05,222
27	TRIPURA	28,999
28	UTTARAKHAND	72,829
29	UTTAR PRADESH	15,85,133
30	WEST BENGAL	7,75,700
31	ANDAMAN AND NICOBAR ISLANDS	4,364
32	CHANDIGARH	17,277
33	DADRA AND NAGAR HAVELI	2,490
34	DAMAN AND DIU	2,798
35	LAKSHADWEEP	567
<b>Grand Total</b>		<b>1,44,39,367</b>

# SC Families Assisted

% Achievement of Target

During April, 2008-February, 2009

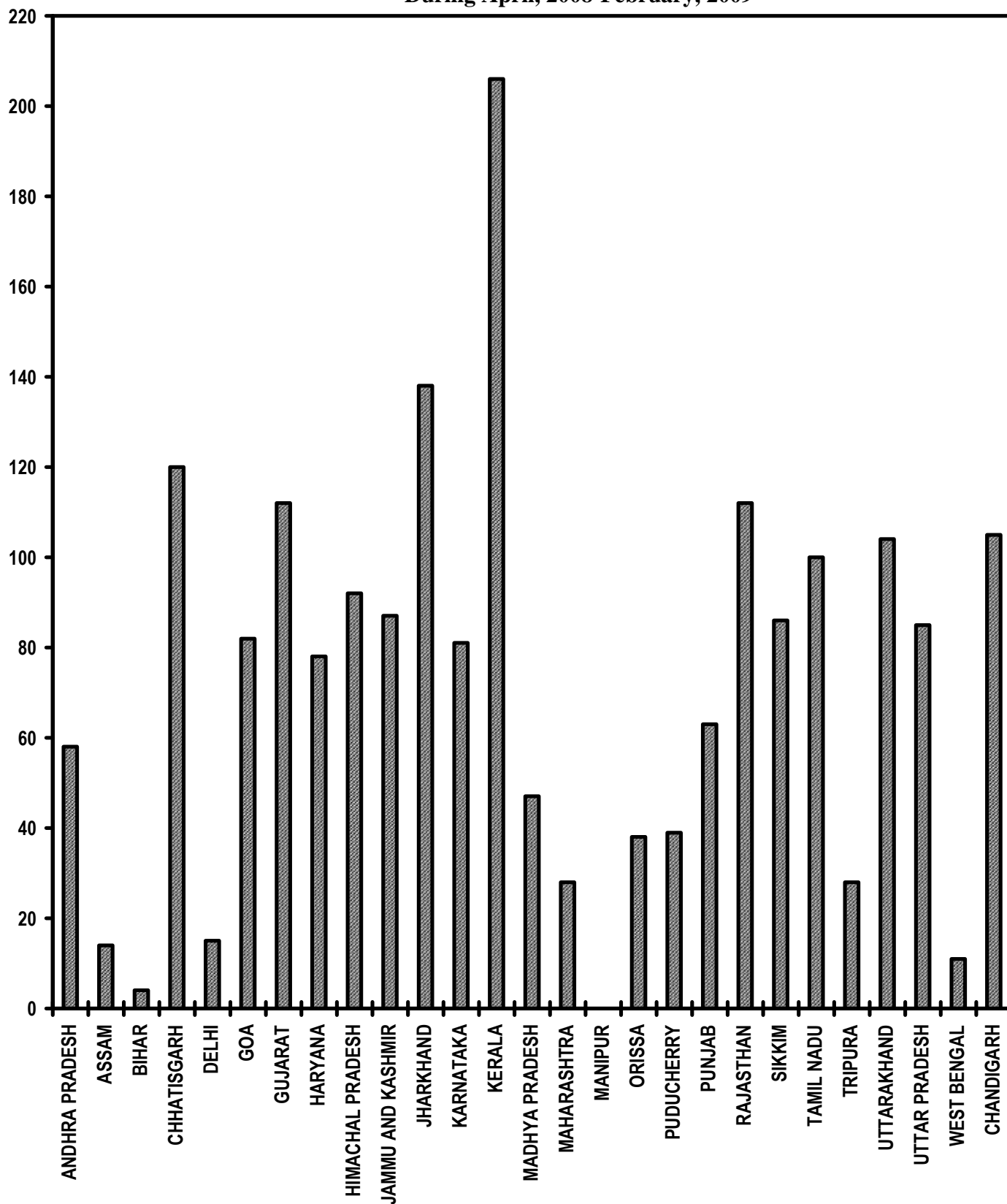


Table - 12

**SC Families Assisted  
(Unit: Number)**

Sl. No.	State/UT Name	Target		Achievement April,2008-February,2009	Percent Achievement April,2008-February,2009
		2008-2009	April,2008-February,2009		
(1)	(2)	(3)	(4)	(5)	(5)/(4)
1	ANDHRA PRADESH	4,50,000	4,12,500	2,39,500	58
2	ASSAM	44,000	40,326	5,516	14
3	BIHAR	2,55,000	2,33,750	9,244	4
4	CHHATISGARH	3,75,000	3,43,750	4,12,318	120
5	DELHI	5,000	4,576	684	15
6	GOA	550	495	406	82
7	GUJARAT	1,40,000	1,28,326	1,43,323	112
8	HARYANA	88,500	81,125	63,598	78
9	HIMACHAL PRADESH	58,000	53,163	49,003	92
10	JAMMU AND KASHMIR	1,100	1,001	867	87
11	JHARKHAND	5,50,000	5,04,163	6,97,281	138
12	KARNATAKA	5,00,000	4,58,326	3,70,257	81
13	KERALA	33,000	30,250	62,405	206
14	MADHYA PRADESH	2,43,000	2,22,750	1,05,569	47
15	MAHARASHTRA	1,54,000	1,41,163	39,168	28
16	MANIPUR	550	495	0	0
17	ORISSA	72,600	66,550	24,974	38
18	PUDUCHERRY	5,000	4,576	1,778	39
19	PUNJAB	88,000	80,663	50,580	63
20	RAJASTHAN	4,12,000	3,77,663	4,24,787	112
21	SIKKIM	2,200	2,013	1,735	86
22	TAMIL NADU	9,00,000	8,25,000	8,25,177	100
23	TRIPURA	22,000	20,163	5,632	28
24	UTTARAKHAND	7,000	6,413	6,656	104
25	UTTAR PRADESH	2,57,000	2,35,576	2,00,429	85
26	WEST BENGAL	1,10,000	1,00,826	11,203	11
27	CHANDIGARH	700	638	670	105
<b>Grand Total</b>		<b>47,74,200</b>	<b>43,76,240</b>	<b>37,52,760</b>	<b>86</b>

**Very Good:(90% or above of targets)**

**CHHATISGARH, GUJARAT, HIMACHAL PRADESH, JHARKHAND, KERALA, RAJASTHAN, TAMIL NADU, UTTARAKHAND, CHANDIGARH**

**Good:(Between 80% to 90% targets)**

**GOA, JAMMU AND KASHMIR, KARNATAKA, SIKKIM, UTTAR PRADESH**

**Poor:(Below 80% of targets)**

**ANDHRA PRADESH, ASSAM, BIHAR, DELHI, HARYANA, MADHYA PRADESH, MAHARASHTRA, MANIPUR, ORISSA, PUDUCHERRY, PUNJAB, TRIPURA, WEST BENGAL**

\* Since the target for 2008-09 have not been received from the concerned Nodal Ministry, the target for the year 2007-08 has been repeated .

# Universalization of ICDS Scheme

## ICDS Blocks Operational (Cumulative)

% Achievement of Target  
During April, 2008-February, 2009

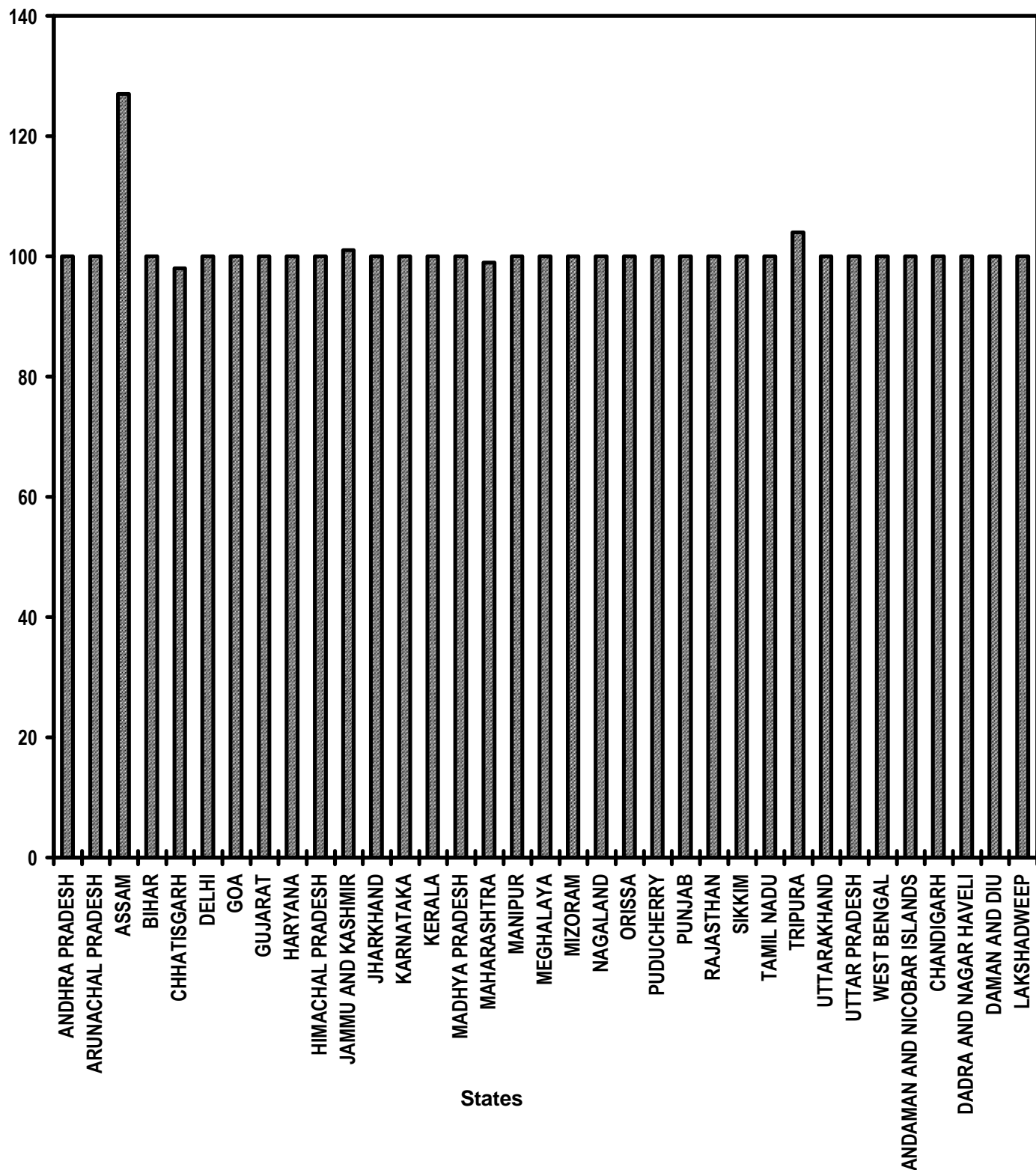


Table - 13

**Universalization of ICDS Scheme**  
**ICDS Blocks Operational (Cumulative)**  
**(Unit: Number)**

Sl. No.	State/UT Name	Target		Achievement April,2008-February,2009	Percent Achievement April,2008-February,2009
		2008-2009	April,2008-February,2009		
(1)	(2)	(3)	(4)	(5)	(5)/(4)
1	ANDHRA PRADESH	385	385	385	100
2	ARUNACHAL PRADESH	85	85	85	100
3	ASSAM	223	223	284	127
4	BIHAR	545	545	544	100
5	CHHATISGARH	163	163	160	98
6	DELHI	50	50	50	100
7	GOA	11	11	11	100
8	GUJARAT	260	260	260	100
9	HARYANA	137	137	137	100
10	HIMACHAL PRADESH	76	76	76	100
11	JAMMU AND KASHMIR	140	140	141	101
12	JHARKHAND	204	204	204	100
13	KARNATAKA	185	185	185	100
14	KERALA	163	163	163	100
15	MADHYA PRADESH	367	367	367	100
16	MAHARASHTRA	451	451	446	99
17	MANIPUR	38	38	38	100
18	MEGHALAYA	41	41	41	100
19	MIZORAM	23	23	23	100
20	NAGALAND	56	56	56	100
21	ORISSA	326	326	326	100
22	PUDUCHERRY	5	5	5	100
23	PUNJAB	148	148	148	100
24	RAJASTHAN	278	278	278	100
25	SIKKIM	11	11	11	100
26	TAMIL NADU	434	434	434	100
27	TRIPURA	54	54	56	104
28	UTTARAKHAND	99	99	99	100
29	UTTAR PRADESH	897	897	898	100
30	WEST BENGAL	416	416	414	100
31	ANDAMAN AND NICOBAR ISLANDS	5	5	5	100
32	CHANDIGARH	3	3	3	100
33	DADRA AND NAGAR HAVELI	2	2	2	100
34	DAMAN AND DIU	2	2	2	100
35	LAKSHADWEEP	1	1	1	100
<b>Grand Total</b>		6,284	6,284	6,338	101

**Very Good:(90% or above of targets)**

ANDHRA PRADESH, ARUNACHAL PRADESH, ASSAM, BIHAR, CHHATISGARH, DELHI, GOA, GUJARAT, HARYANA, HIMACHAL PRADESH, JAMMU AND KASHMIR, JHARKHAND, KARNATAKA, KERALA, MADHYA PRADESH, MAHARASHTRA, MANIPUR, MEGHALAYA, MIZORAM, NAGALAND, ORISSA, PUDUCHERRY, PUNJAB, RAJASTHAN, SIKKIM, TAMIL NADU, TRIPURA, UTTARAKHAND, UTTAR PRADESH, WEST BENGAL, ANDAMAN AND NICOBAR ISLANDS, CHANDIGARH, DADRA AND NAGAR HAVELI, DAMAN AND DIU, LAKSHADWEEP

# Functional Anganwadis (Cumulative) % Achievement of Target During April, 2008-February, 2009

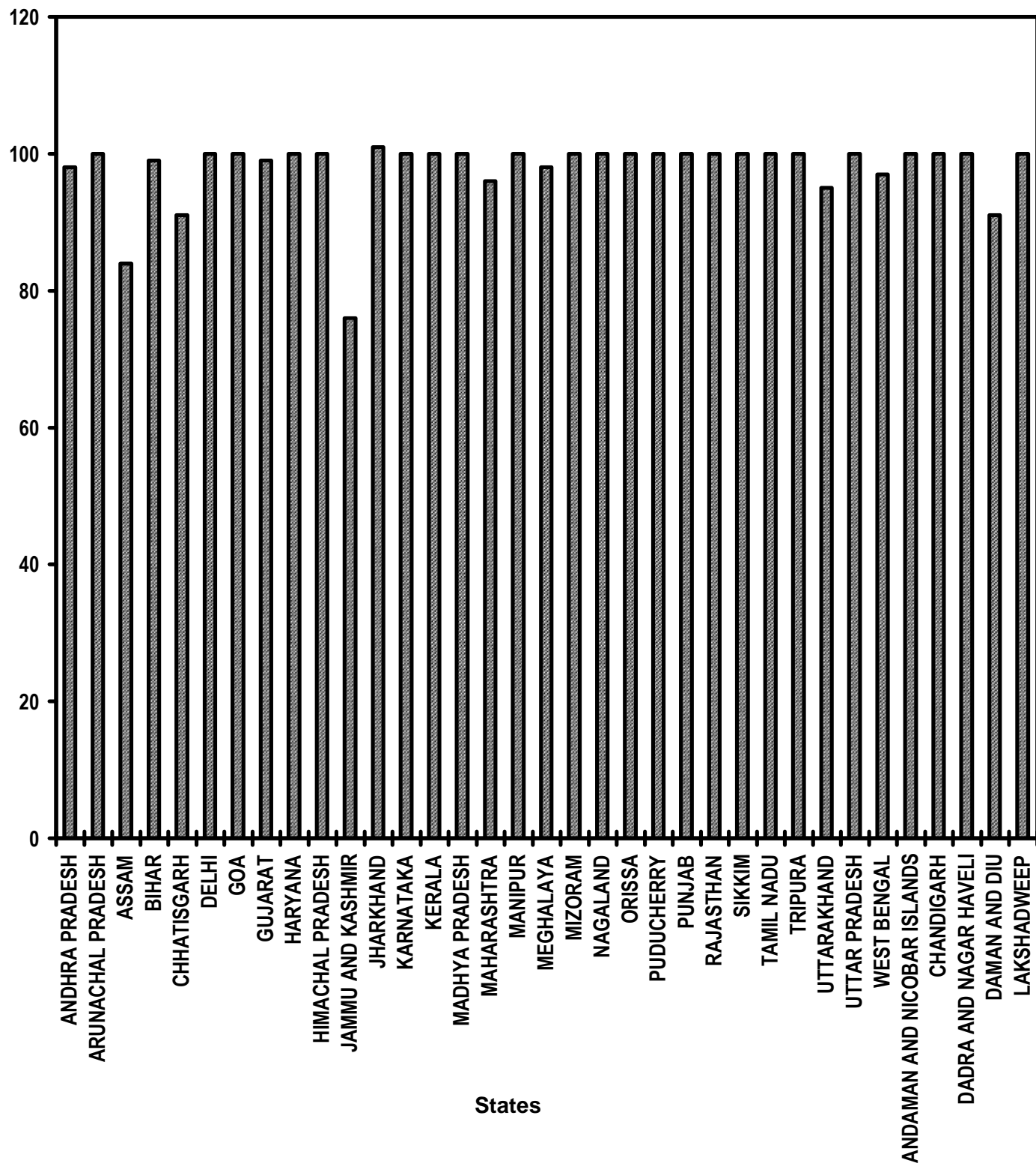




Table - 14

**Functional Anganwadis**  
**Anganwadis Functional (Cumulative)**  
**(Unit: Number)**

Sl. No.	State/UT Name	Target		Achievement April,2008-February,2009	Percent Achievement April,2008-February,2009
		2008-2009	April,2008-February,2009		
(1)	(2)	(3)	(4)	(5)	(5)/(4)
1	ANDHRA PRADESH	73,944	73,944	72,651	98
2	ARUNACHAL PRADESH	4,277	4,277	4,277	100
3	ASSAM	37,082	37,082	31,230	84
4	BIHAR	81,088	81,088	80,211	99
5	CHHATISGARH	34,937	34,937	31,721	91
6	DELHI	6,106	6,106	6,106	100
7	GOA	1,112	1,112	1,112	100
8	GUJARAT	44,179	44,179	43,720	99
9	HARYANA	17,192	17,192	17,192	100
10	HIMACHAL PRADESH	18,248	18,248	18,248	100
11	JAMMU AND KASHMIR	25,483	25,483	19,335	76
12	JHARKHAND	32,097	32,097	32,343	101
13	KARNATAKA	54,260	54,260	54,249	100
14	KERALA	32,115	32,115	32,214	100
15	MADHYA PRADESH	69,238	69,238	69,064	100
16	MAHARASHTRA	84,867	84,867	81,087	96
17	MANIPUR	7,621	7,621	7,639	100
18	MEGHALAYA	3,388	3,388	3,336	98
19	MIZORAM	1,682	1,682	1,682	100
20	NAGALAND	3,194	3,194	3,194	100
21	ORISSA	41,697	41,697	41,697	100
22	PUDUCHERRY	688	688	688	100
23	PUNJAB	20,169	20,169	20,169	100
24	RAJASTHAN	48,372	48,372	48,355	100
25	SIKKIM	988	988	988	100
26	TAMIL NADU	47,265	47,265	47,265	100
27	TRIPURA	7,351	7,351	7,355	100
28	UTTARAKHAND	9,664	9,664	9,198	95
29	UTTAR PRADESH	1,50,727	1,50,727	1,50,861	100
30	WEST BENGAL	92,152	92,152	89,000	97
31	ANDAMAN AND NICOBAR ISLANDS	672	672	672	100
32	CHANDIGARH	370	370	370	100
33	DADRA AND NAGAR HAVELI	219	219	219	100
34	DAMAN AND DIU	107	107	97	91
35	LAKSHADWEEP	87	87	87	100
<b>Grand Total</b>		10,52,638	10,52,638	10,27,632	98

**Very Good:(90% or above of targets)**

ANDHRA PRADESH, ARUNACHAL PRADESH, BIHAR, CHHATISGARH, DELHI, GOA, GUJARAT, HARYANA, HIMACHAL PRADESH, JHARKHAND, KARNATAKA, KERALA, MADHYA PRADESH, MAHARASHTRA, MANIPUR, MEGHALAYA, MIZORAM, NAGALAND, ORISSA, PUDUCHERRY, PUNJAB, RAJASTHAN, SIKKIM, TAMIL NADU, TRIPURA, UTTARAKHAND, UTTAR PRADESH, WEST BENGAL, ANDAMAN AND NICOBAR ISLANDS, CHANDIGARH, DADRA AND NAGAR HAVELI, DAMAN AND DIU, LAKSHADWEEP

**Good:(Between 80% to 90% targets)**

ASSAM

**Poor:(Below 80% of targets)**

JAMMU AND KASHMIR

Table - 15

**No. of Urban poor families assisted under Seven Point Charter**  
**Poor Families Assisted**  
**(Unit: Number)**

Sl. No.	State/UT Name	Target		Achievement	Percent
		2008-2009	April,2008-February,2009	April,2008-February,2009	Achievement April,2008-February,2009
(1)	(2)	(3)	(4)	(5)	(5)/(4)
1	ASSAM	250	220	0	0
2	CHHATISGARH	5,000	4,576	9,000	197
3	GUJARAT	4,000	3,663	5,351	146
4	KARNATAKA	3,140	2,871	706	25
5	MAHARASHTRA	50,037	45,867	0	0
6	MEGHALAYA	875	803	713	89
7	SIKKIM	1,200	1,100	1,177	107
8	TAMIL NADU	20,000	18,326	14,761	81
<i>Grand Total</i>		84,502	77,426	31,708	41

Very Good:(90% or above of targets)

CHHATISGARH, GUJARAT, SIKKIM

Good:(Between 80% to 90% targets)

MEGHALAYA, TAMIL NADU

Poor:(Below 80% of targets)

ASSAM, KARNATAKA, MAHARASHTRA

# Afforestation (Public and Forest Lands)

## Area Covered under Plantation

% Achievement of Target

During April, 2008-February, 2009

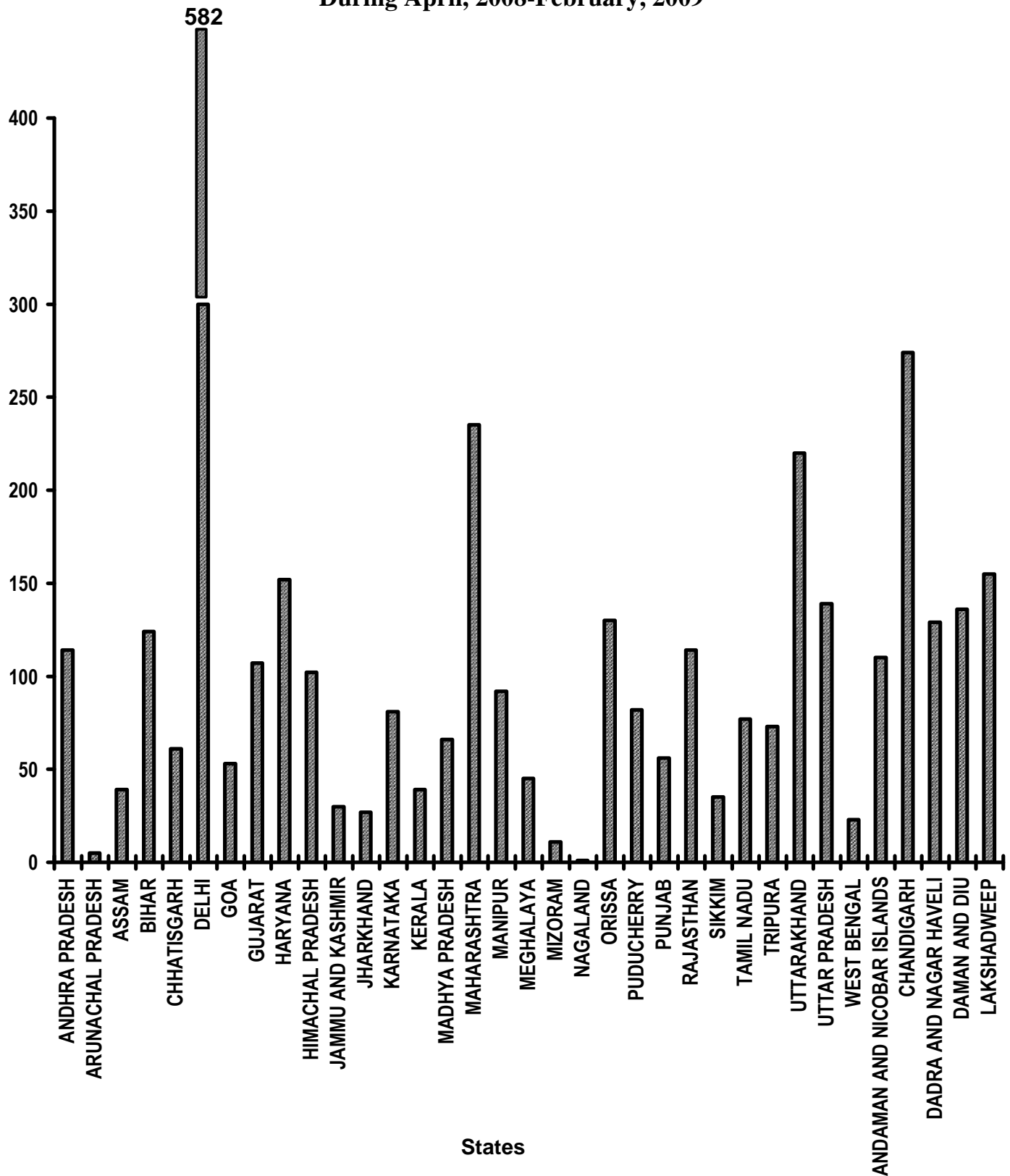


Table - 16(A)

**Afforestation ( Public and Forest Lands)  
Area Covered under Plantation  
(Unit: Hectares)**

Sl. No.	State/UT Name	Target		Achievement April,2008-February,2009	Percent Achievement April,2008-February,2009
		2008-2009	April,2008-February,2009		
(1)	(2)	(3)	(4)	(5)	(5)/(4)
1	ANDHRA PRADESH	3,00,000	2,75,000	3,13,356	114
2	ARUNACHAL PRADESH	10,000	9,163	433	5
3	ASSAM	18,000	16,500	6,412	39
4	BIHAR	20,000	18,326	22,748	124
5	CHHATISGARH	1,20,000	1,10,000	66,762	61
6	DELHI	20	11	64	582
7	GOA	1,000	913	483	53
8	GUJARAT	1,10,000	1,00,826	1,07,504	107
9	HARYANA	18,000	16,500	25,056	152
10	HIMACHAL PRADESH	20,000	18,326	18,705	102
11	JAMMU AND KASHMIR	25,000	22,913	6,973	30
12	JHARKHAND	1,00,000	91,663	25,128	27
13	KARNATAKA	1,00,000	91,663	74,599	81
14	KERALA	15,000	13,750	5,376	39
15	MADHYA PRADESH	2,55,000	2,33,750	1,53,755	66
16	MAHARASHTRA	1,10,000	1,00,826	2,36,613	235
17	MANIPUR	10,000	9,163	8,468	92
18	MEGHALAYA	6,200	5,676	2,552	45
19	MIZORAM	10,000	9,163	1,050	11
20	NAGALAND	26,500	24,288	173	1
21	ORISSA	80,000	73,326	95,586	130
22	PUDUCHERRY	50	44	36	82
23	PUNJAB	15,000	13,750	7,681	56
24	RAJASTHAN	40,000	36,663	41,765	114
25	SIKKIM	12,000	11,000	3,862	35
26	TAMIL NADU	1,45,000	1,32,913	1,01,744	77
27	TRIPURA	16,000	14,663	10,714	73
28	UTTARAKHAND	60,000	55,000	1,20,770	220
29	UTTAR PRADESH	55,000	50,413	69,911	139
30	WEST BENGAL	72,000	66,000	15,024	23
31	ANDAMAN AND NICOBAR ISLANDS	1,200	1,100	1,212	110
32	CHANDIGARH	150	132	362	274
33	DADRA AND NAGAR HAVELI	250	220	284	129
34	DAMAN AND DIU	30	22	30	136
35	LAKSHADWEEP	20	11	17	155
<b>Grand Total</b>		<b>17,71,420</b>	<b>16,23,677</b>	<b>15,45,208</b>	<b>95</b>

**Very Good:(90% or above of targets)**

ANDHRA PRADESH, BIHAR, DELHI, GUJARAT, HARYANA, HIMACHAL PRADESH, MAHARASHTRA, MANIPUR, ORISSA, RAJASTHAN, UTTARAKHAND, UTTAR PRADESH, ANDAMAN AND NICOBAR ISLANDS, CHANDIGARH, DADRA AND NAGAR HAVELI, DAMAN AND DIU, LAKSHADWEEP

**Good:(Between 80% to 90% targets)**

KARNATAKA, PUDUCHERRY

**Poor:(Below 80% of targets)**

ARUNACHAL PRADESH, ASSAM, CHHATISGARH, GOA, JAMMU AND KASHMIR, JHARKHAND, KERALA, MADHYA PRADESH, MEGHALAYA, MIZORAM, NAGALAND, PUNJAB, SIKKIM, TAMIL NADU, TRIPURA, WEST BENGAL

# Afforestation (Public and Forest Lands)

**Seedlings planted**  
**% Achievement of Target**  
**During April, 2008-February, 2009**

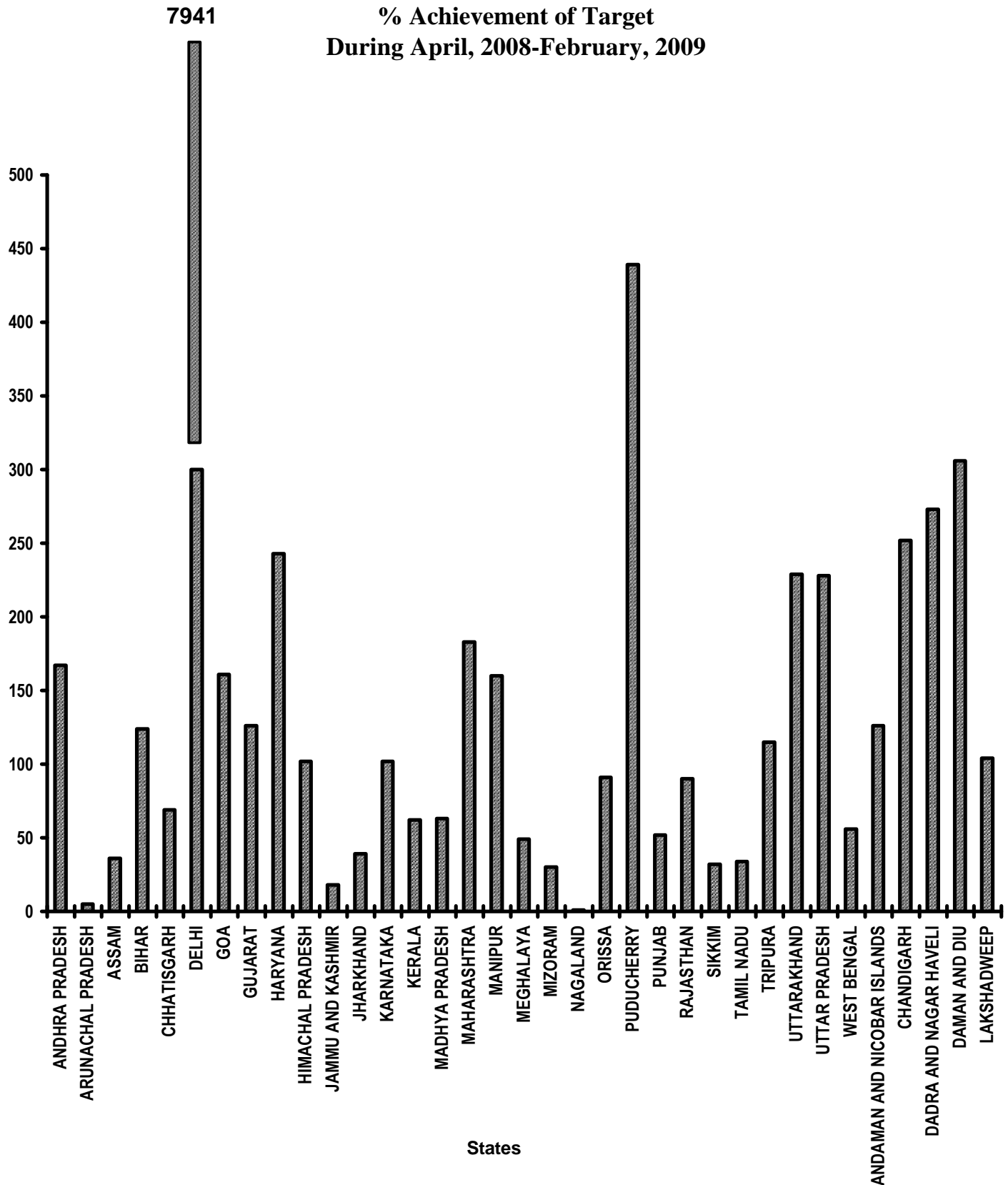


Table - 16(B)

**Afforestation ( Public and Forest Lands)**  
**Seedlings planted**  
**(Unit: Number)**

Sl. No.	State/UT Name	Target		Achievement April,2008-February,2009	Percent Achievement April,2008-February,2009
		2008-2009	April,2008-February,2009		
(1)	(2)	(3)	(4)	(5)	(5)/(4)
1	ANDHRA PRADESH	19,50,00,000	17,87,50,000	29,87,15,505	167
2	ARUNACHAL PRADESH	65,00,000	59,58,326	3,17,847	5
3	ASSAM	1,17,00,000	1,07,25,000	38,50,000	36
4	BIHAR	1,30,00,000	1,19,16,663	1,47,85,000	124
5	CHHATISGARH	7,80,00,000	7,15,00,000	4,91,75,000	69
6	DELHI	13,000	11,913	9,46,000	7,941
7	GOA	6,50,000	5,95,826	9,60,000	161
8	GUJARAT	7,15,00,000	6,55,41,663	8,26,34,000	126
9	HARYANA	1,17,00,000	1,07,25,000	2,60,75,000	243
10	HIMACHAL PRADESH	1,30,00,000	1,19,16,663	1,21,00,000	102
11	JAMMU AND KASHMIR	1,62,50,000	1,48,95,826	26,56,000	18
12	JHARKHAND	6,50,00,000	5,95,83,326	2,29,97,794	39
13	KARNATAKA	6,50,00,000	5,95,83,326	6,08,81,700	102
14	KERALA	97,50,000	89,37,500	55,77,492	62
15	MADHYA PRADESH	16,57,50,000	15,19,37,500	9,50,00,000	63
16	MAHARASHTRA	7,15,00,000	6,55,41,663	11,98,48,000	183
17	MANIPUR	65,00,000	59,58,326	95,05,500	160
18	MEGHALAYA	40,30,000	36,94,163	18,21,772	49
19	MIZORAM	65,00,000	59,58,326	17,63,000	30
20	NAGALAND	1,72,25,000	1,57,89,576	2,00,000	1
21	ORISSA	5,20,00,000	4,76,66,663	4,33,21,700	91
22	PUDUCHERRY	33,000	30,250	1,32,822	439
23	PUNJAB	97,50,000	89,37,500	46,25,000	52
24	RAJASTHAN	2,60,00,000	2,38,33,326	2,13,70,000	90
25	SIKKIM	78,00,000	71,50,000	23,04,547	32
26	TAMIL NADU	9,42,50,000	8,63,95,826	2,97,64,500	34
27	TRIPURA	1,04,00,000	95,33,326	1,09,34,000	115
28	UTTARAKHAND	3,90,00,000	3,57,50,000	8,17,81,000	229
29	UTTAR PRADESH	3,57,50,000	3,27,70,826	7,47,38,866	228
30	WEST BENGAL	4,68,00,000	4,29,00,000	2,40,38,000	56
31	ANDAMAN AND NICOBAR ISLANDS	7,80,000	7,15,000	8,99,629	126
32	CHANDIGARH	98,000	89,826	2,26,521	252
33	DADRA AND NAGAR HAVELI	1,63,000	1,49,413	4,08,000	273
34	DAMAN AND DIU	20,000	18,326	56,100	306
35	LAKSHADWEEP	13,000	11,913	12,436	104
<b>Grand Total</b>		<b>1,15,14,25,000</b>	<b>1,05,54,72,781</b>	<b>1,10,44,22,731</b>	<b>105</b>

**Very Good:(90% or above of targets)**

ANDHRA PRADESH, BIHAR, DELHI, GOA, GUJARAT, HARYANA, HIMACHAL PRADESH, KARNATAKA, MAHARASHTRA, MANIPUR, ORISSA, PUDUCHERRY, RAJASTHAN, TRIPURA, UTTARAKHAND, UTTAR PRADESH, ANDAMAN AND NICOBAR ISLANDS, CHANDIGARH, DADRA AND NAGAR HAVELI, DAMAN AND DIU, LAKSHADWEEP

**Poor:(Below 80% of targets)**

ARUNACHAL PRADESH, ASSAM, CHHATISGARH, JAMMU AND KASHMIR, JHARKHAND, KERALA, MADHYA PRADESH, MEGHALAYA, MIZORAM, NAGALAND, PUNJAB, SIKKIM, TAMIL NADU, WEST BENGAL

# Rural Roads - PMGSY

## Length of Road Constructed

% Achievement of Target

During April, 2008-February, 2009

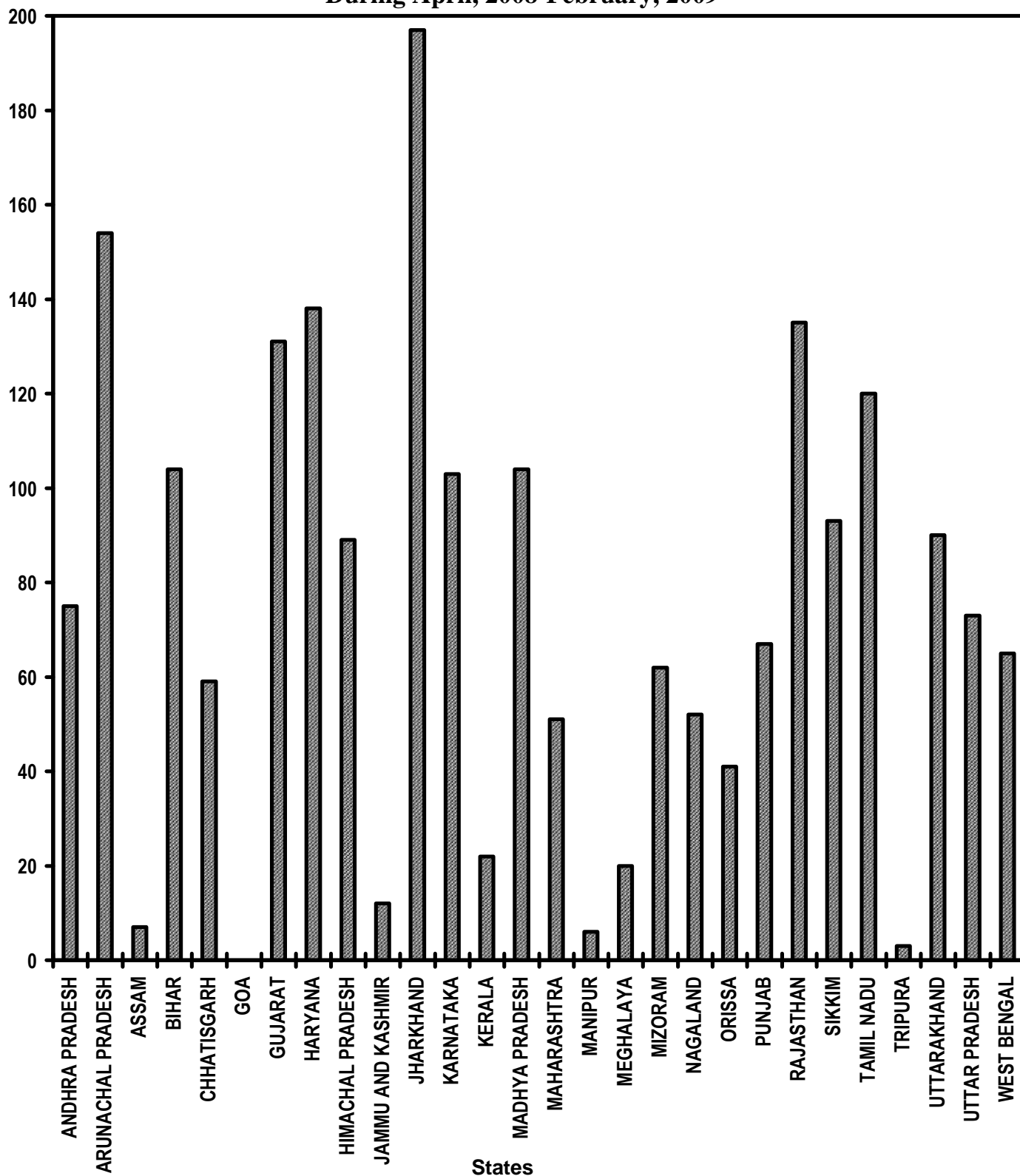


Table - 17

**Rural Roads - PMGSY**  
**Length of Road Constructed**  
**(Unit: Kilometer)**

Sl. No.	State/UT Name	Target		Achievement April,2008-February,2009	Percent Achievement April,2008-February,2009
		2008-2009	April,2008-February,2009		
(1)	(2)	(3)	(4)	(5)	(5)/(4)
1	ANDHRA PRADESH	2,500	2,084	1,571	75
2	ARUNACHAL PRADESH	290	241	371	154
3	ASSAM	2,730	2,275	161	7
4	BIHAR	5,857	4,880	5,062	104
5	CHHATISGARH	4,250	3,541	2,084	59
6	GOA	5	4	0	0
7	GUJARAT	1,000	834	1,095	131
8	HARYANA	750	625	865	138
9	HIMACHAL PRADESH	1,660	1,383	1,233	89
10	JAMMU AND KASHMIR	1,550	1,291	150	12
11	JHARKHAND	1,200	1,000	1,973	197
12	KARNATAKA	1,820	1,516	1,566	103
13	KERALA	480	400	86	22
14	MADHYA PRADESH	7,000	5,833	6,042	104
15	MAHARASHTRA	4,000	3,334	1,714	51
16	MANIPUR	900	750	45	6
17	MEGHALAYA	150	125	25	20
18	MIZORAM	280	234	144	62
19	NAGALAND	430	359	186 *	52
20	ORISSA	6,000	5,000	2,046	41
21	PUNJAB	1,000	834	557	67
22	RAJASTHAN	8,200	6,834	9,247	135
23	SIKKIM	280	234	217	93
24	TAMIL NADU	938	782	938	120
25	TRIPURA	750	625	20	3
26	UTTARAKHAND	750	625	563	90
27	UTTAR PRADESH	7,610	6,341	4,630	73
28	WEST BENGAL	2,060	1,716	1,111	65
<b>Grand Total</b>		<b>64,440</b>	<b>53,700</b>	<b>43,702</b>	<b>81</b>

**Very Good:(90% or above of targets)**

ARUNACHAL PRADESH, BIHAR, GUJARAT, HARYANA, JHARKHAND, KARNATAKA, MADHYA PRADESH, RAJASTHAN, SIKKIM, TAMIL NADU, UTTARAKHAND

**Good:(Between 80% to 90% targets)**

HIMACHAL PRADESH

**Poor:(Below 80% of targets)**

ANDHRA PRADESH, ASSAM, CHHATISGARH, GOA, JAMMU AND KASHMIR, KERALA, MAHARASHTRA, MANIPUR, MEGHALAYA, MIZORAM, NAGALAND, ORISSA, PUNJAB, TRIPURA, UTTAR PRADESH, WEST BENGAL

\* Figure furnished by Ministry of Rural Development



# Rajiv Gandhi Grameen Vidyutikaran Yojana

Villages electrified  
% Achievement of Target  
During April, 2008-February, 2009

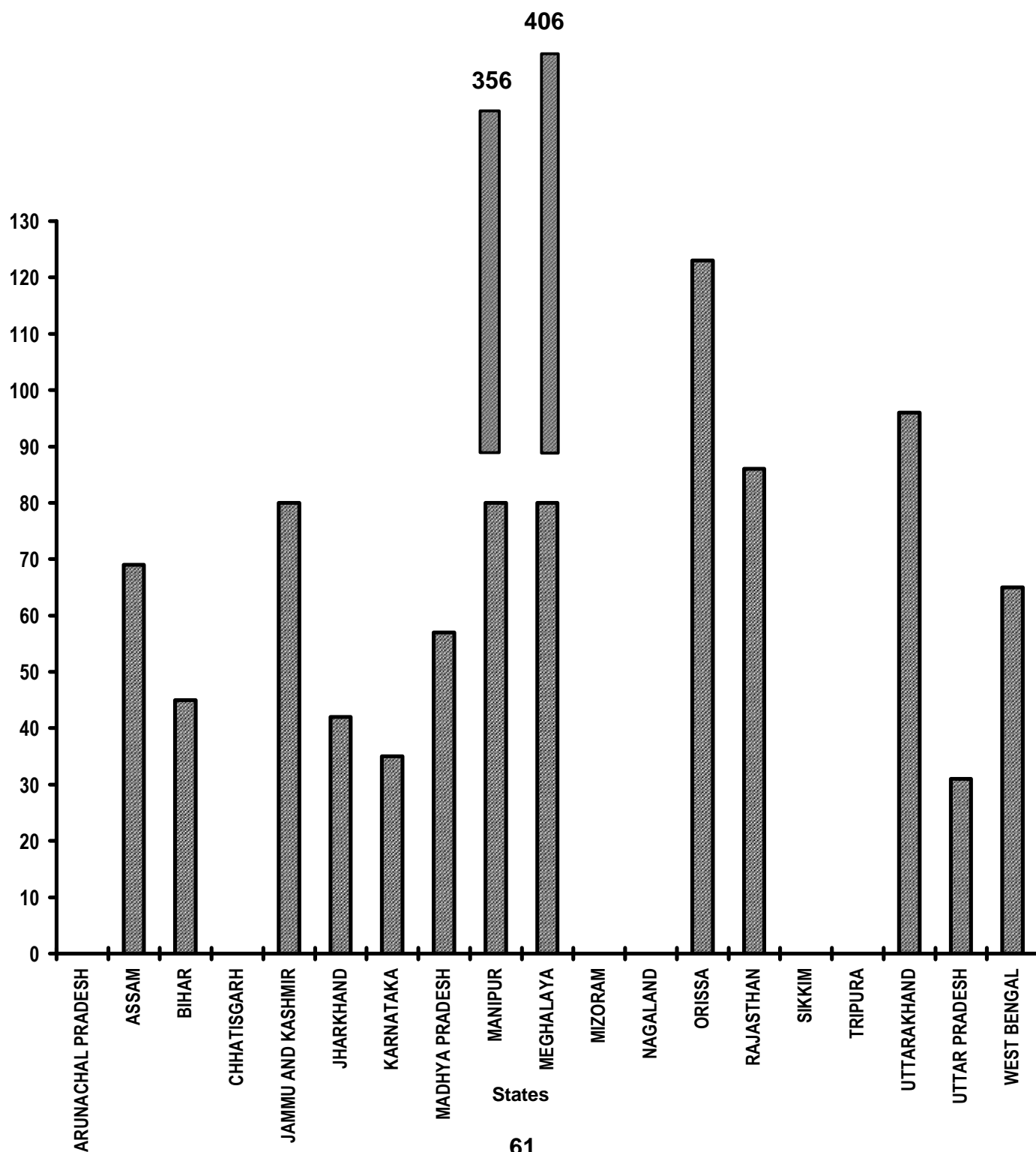


Table - 18

**Rajiv Gandhi Grameen Vidyutikaran Yojana**  
**Villages electrified**  
**(Unit: Number)**

Sl. No.	State/UT Name	Target		Achievement April,2008-February,2009	Percent Achievement April,2008-February,2009
		2008-2009	April,2008-February,2009		
(1)	(2)	(3)	(4)	(5)	(5)/(4)
1	ARUNACHAL PRADESH	20	18	0	0
2	ASSAM	780	715	496	69
3	BIHAR	5,199	4,763	2,128	45
4	CHHATISGARH	100	88	0	0
5	JAMMU AND KASHMIR	60	55	44	80
6	JHARKHAND	7,631	6,985	2,966	42
7	KARNATAKA	34	31	11	35
8	MADHYA PRADESH	100	88	50	57
9	MANIPUR	20	18	64	356
10	MEGHALAYA	20	18	73	406
11	MIZORAM	20	18	0	0
12	NAGALAND	5	4	0	0
13	ORISSA	2,160	1,980	2,438	123
14	RAJASTHAN	280	253	218	86
15	SIKKIM	10	9	0	0
16	TRIPURA	20	18	0	0
17	UTTARAKHAND	198	176	169	96
18	UTTAR PRADESH	1,600	1,463	457	31
19	WEST BENGAL	743	681	443	65
<b>Grand Total</b>		<b>19,000</b>	<b>17,381</b>	<b>9,557</b>	<b>55</b>

**Very Good:(90% or above of targets)**

MANIPUR, MEGHALAYA, ORISSA, UTTARAKHAND

**Good:(Between 80% to 90% targets)**

JAMMU AND KASHMIR, RAJASTHAN

**Poor:(Below 80% of targets)**

ARUNACHAL PRADESH, ASSAM, BIHAR, CHHATISGARH, JHARKHAND, KARNATAKA, MADHYA PRADESH, MIZORAM, NAGALAND, SIKKIM, TRIPURA, UTTAR PRADESH, WEST BENGAL

# Energising pump sets

## Pumps sets energized

% Achievement of Target

During April, 2008-February, 2009

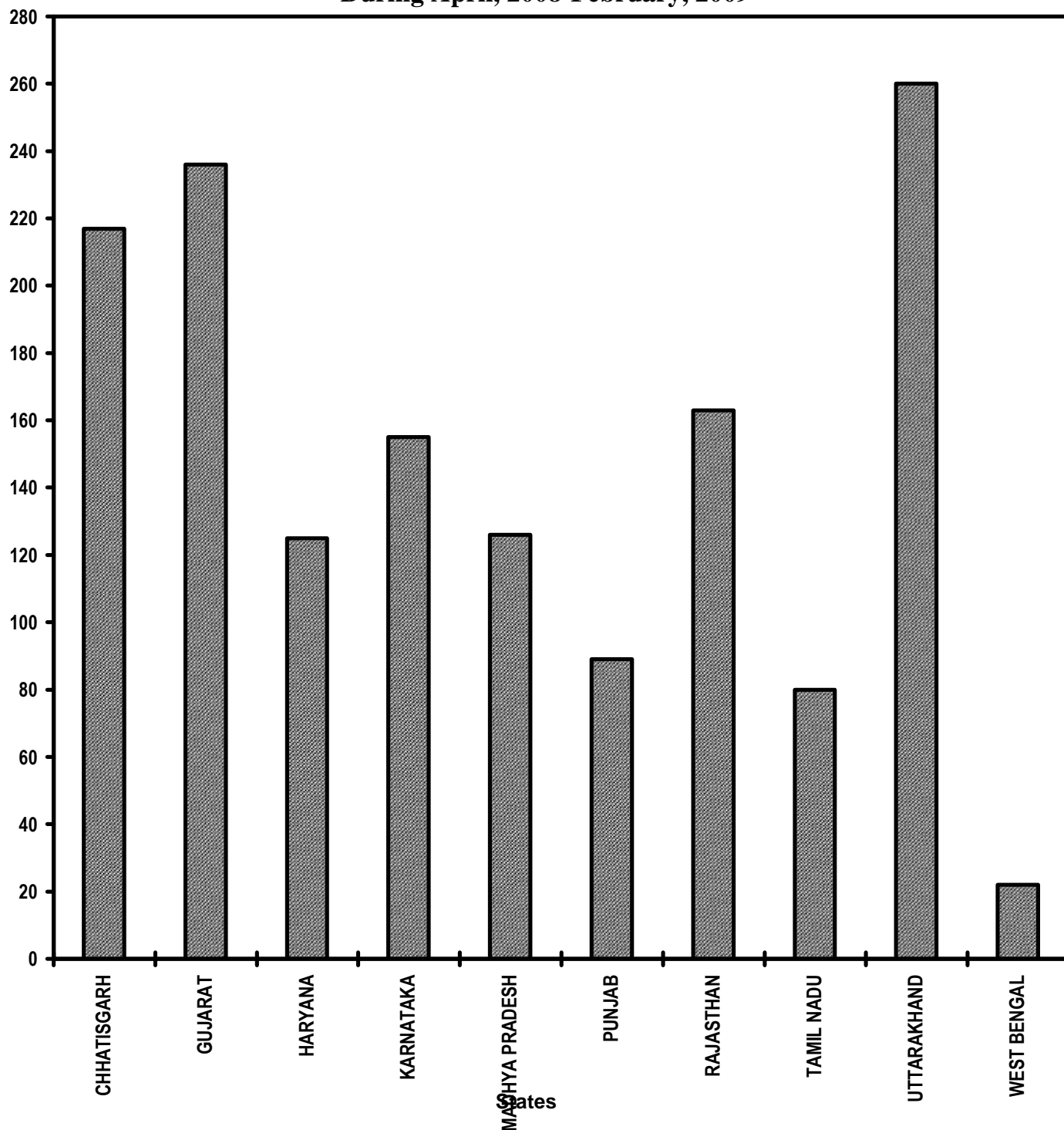


Table - 19

**Energising pump sets  
Pumps sets energized  
(Unit: Number)**

Sl. No.	State/UT Name	Target		Achievement April,2008-February,2009	Percent Achievement April,2008-February,2009
		2008-2009	April,2008-February,2009		
(1)	(2)	(3)	(4)	(5)	(5)/(4)
1	CHHATISGARH	10,000	9,163	19,850	217
2	GUJARAT	14,450	13,244	31,208	236
3	HARYANA	15,000	13,750	17,172	125
4	KARNATAKA	17,000	15,576	24,187	155
5	MADHYA PRADESH	7,798	7,148	8,972	126
6	PUNJAB	60,000	55,000	49,088	89
7	RAJASTHAN	45,000	41,250	67,143	163
8	TAMIL NADU	40,000	36,663	29,400	80
9	UTTARAKHAND	350	319	830	260
10	WEST BENGAL	2,037	1,867	403	22
<b>Grand Total</b>		2,11,635	1,93,980	2,48,253	128

Very Good:(90% or above of targets)

CHHATISGARH, GUJARAT, HARYANA, KARNATAKA, MADHYA PRADESH, RAJASTHAN,  
UTTARAKHAND

Good:(Between 80% to 90% targets)

PUNJAB, TAMIL NADU

Poor:(Below 80% of targets)

WEST BENGAL

# Supply of Electricity

## Electricity supplied

% Achievement of Target

During April, 2008-February, 2009

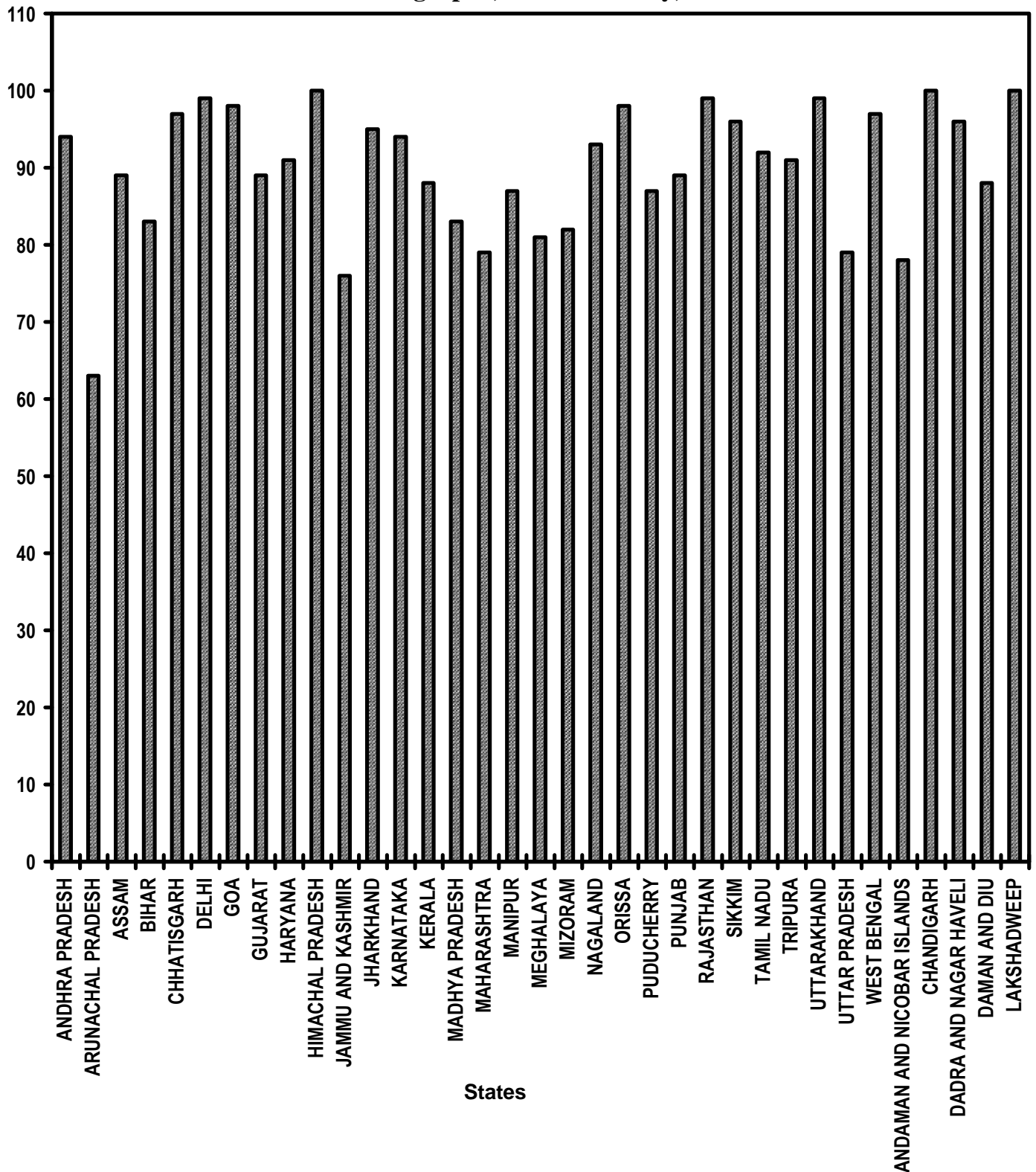


Table - 20

## Supply of Electricity

Sl. No.	State/UT Name	Electricity demanded (Million Units) April,2008- February,2009	Electricity supplied (Million Units) April,2008- February,2009	Shortage observed (Million Units) April,2008- February,2009	Percentage of Electricity Supplied
(1)	(2)	(3)	(4)	(5)	(6)
1	ANDHRA PRADESH	64,429	60,282	4,147	94
2	ARUNACHAL PRADESH	401	254	147	63
3	ASSAM	4,707	4,202	505	89
4	BIHAR	9,552	7,970	1,582	83
5	CHHATISGARH	13,648	13,271	377	97
6	DELHI	20,837	20,713	124	99
7	GOA	2,534	2,493	41	98
8	GUJARAT	61,831	55,213	6,618	89
9	HARYANA	26,650	24,362	2,288	91
10	HIMACHAL PRADESH	5,725	5,711	14	100
11	JAMMU AND KASHMIR	10,326	7,842	2,484	76
12	JHARKHAND	4,871	4,634	237	95
13	KARNATAKA	38,946	36,600	2,346	94
14	KERALA	16,043	14,120	1,923	88
15	MADHYA PRADESH	38,311	31,935	6,376	83
16	MAHARASHTRA	1,10,586	86,895	23,691	79
17	MANIPUR	516	448	68	87
18	MEGHALAYA	1,610	1,300	310	81
19	MIZORAM	301	247	54	82
20	NAGALAND	423	395	28	93
21	ORISSA	18,643	18,358	285	98
22	PUDUCHERRY	1,845	1,614	231	87
23	PUNJAB	38,556	34,375	4,181	89
24	RAJASTHAN	34,415	34,024	391	99
25	SIKKIM	305	292	13	96
26	TAMIL NADU	63,318	58,364	4,954	92
27	TRIPURA	734	668	66	91
28	UTTARAKHAND	7,155	7,102	53	99
29	UTTAR PRADESH	62,845	49,506	13,339	79
30	WEST BENGAL	28,397	27,472	925	97
31	ANDAMAN AND NICOBAR ISLANDS	216	169	47	78
32	CHANDIGARH	1,315	1,315	0	100
33	DADRA AND NAGAR HAVELI	3,263	3,146	117	96
34	DAMAN AND DIU	1,632	1,430	202	88
35	LAKSHADWEEP	22	22	0	100
Grand Total		6,94,908	6,16,744	78,164	89

Very Good:(90% or above of targets)

ANDHRA PRADESH, CHHATISGARH, DELHI, GOA, HARYANA, HIMACHAL PRADESH, JHARKHAND, KARNATAKA, NAGALAND, ORISSA, RAJASTHAN, SIKKIM, TAMIL NADU, TRIPURA, UTTARAKHAND, WEST BENGAL, CHANDIGARH, DADRA AND NAGAR HAVELI, LAKSHADWEEP

Good:(Between 80% to 90% targets)

ASSAM, BIHAR, GUJARAT, KERALA, MADHYA PRADESH, MANIPUR, MEGHALAYA, MIZORAM, PUDUCHERRY, PUNJAB, DAMAN AND DIU

Poor:(Below 80% of targets)

ARUNACHAL PRADESH, JAMMU AND KASHMIR, MAHARASHTRA, UTTAR PRADESH, ANDAMAN AND

## Swaranjayanti Gram Swarozgar Yojana

Sl. No.	State/UT Name	Individual SC Swarozgaries Assisted (Number) April,2008-February,2009	Individual ST Swarozgaries Assisted (Number) April,2008-February,2009	Individual Women Swarozgaries Assisted (Number) April,2008-February,2009	Individual Disabled Swarozgaries Assisted (Number) April,2008-February,2009
(1)	(2)	(3)	(4)	(5)	(6)
1	ANDHRA PRADESH	15,448	3,500	34,198	4,247
2	ARUNACHAL PRADESH	0	0	0	0
3	ASSAM	616	500	1,310	474
4	BIHAR	1,352	149	1,221	838
5	CHHATISGARH	1,545	3,971	1,084	153
6	GOA	6	2	25	2
7	GUJARAT	11,740	0	7,736	252
8	HARYANA	2,344	0	3,660	133
9	HIMACHAL PRADESH	3,486	563	5,612	318
10	JAMMU AND KASHMIR	380	418	670	1
11	JHARKHAND	5,373	8,361	7,358	750
12	KARNATAKA	22,131	8,170	56,906	1,376
13	KERALA	4,787	364	3,337	568
14	MADHYA PRADESH	18,171	20,526	40,622	2,232
15	MAHARASHTRA	4,263	1,958	3,562	941
16	MANIPUR	0	0	0	0
17	MEGHALAYA	36	1,636	740	12
18	MIZORAM	0	0	0	0
19	NAGALAND	0	368	147	20
20	ORISSA	1,185	1,361	938	1,184
21	PUDUCHERRY	0	0	0	0
22	PUNJAB	2,768	0	891	57
23	RAJASTHAN	3,391	1,948	4,612	151
24	SIKKIM	83	690	996	70
25	TAMIL NADU	7,999	273	11,924	4,700
26	TRIPURA	0	0	0	0
27	UTTARAKHAND	2,974	178	971	0
28	UTTAR PRADESH	1,12,456	1,254	83,363	3,141
29	WEST BENGAL	11,743	1,622	29,850	57
30	ANDAMAN AND NICOBAR ISLANDS	0	33	8	2
31	DADRA AND NAGAR HAVELI	0	23	1	0
32	DAMAN AND DIU	0	0	0	0
33	LAKSHADWEEP	0	61	20	2
<b>Grand Total</b>		<b>2,34,277</b>	<b>57,929</b>	<b>3,01,762</b>	<b>21,681</b>

## Distribution of waste land to the landless

Sl. No.	State/UT Name	Land Distributed to SC (Hectare) April,2008-February,2009	Land Distributed to ST (Hectare) April,2008-February,2009	Land Distributed to Others (Hectare) April,2008-February,2009
(1)	(2)	(3)	(4)	(5)
1	ANDHRA PRADESH	225	140	427
2	ARUNACHAL PRADESH	0	0	0
3	ASSAM	0	0	0
4	BIHAR	3	6	15
5	CHHATISGARH	4,197	11,761	8,610
6	DELHI	0	0	0
7	GOA	0	0	0
8	GUJARAT	912	160	2,608
9	HARYANA	0	0	0
10	JAMMU AND KASHMIR	0	0	0
11	JHARKHAND	108	349	167
12	KARNATAKA	0	0	0
13	KERALA	0	0	0
14	MADHYA PRADESH	17,754	20,775	17,804
15	MAHARASHTRA	0	0	0
16	MANIPUR	0	0	0
17	MEGHALAYA	0	0	0
18	MIZORAM	0	0	0
19	NAGALAND	0	0	0
20	ORISSA	222	515	580
21	PUDUCHERRY	0	0	0
22	PUNJAB	0	0	0
23	RAJASTHAN	0	0	0
24	SIKKIM	1	2	6
25	TAMIL NADU	1,973	136	10,624
26	TRIPURA	0	0	0
27	UTTARAKHAND	0	0	0
28	UTTAR PRADESH	3,542	46	2,340
29	WEST BENGAL	0	0	0
30	ANDAMAN AND NICOBAR ISLANDS	0	0	0
31	CHANDIGARH	0	0	0
32	DADRA AND NAGAR HAVELI	0	0	0
33	DAMAN AND DIU	0	0	0
34	LAKSHADWEEP	0	0	0
Grand Total		28,937	33,890	43,181



**LIST OF ITEMS COVERED UNDER (TPP) - 2006**

<b>Point No.</b>	<b>Item No.</b>	<b>Name of the Points/Items</b>
<b>I.</b>		<b>Garibi Hatao [Poverty Eradication]</b>
		<b>Rural Areas</b>
	<b>1.</b>	Employment generation under the National Rural Employment Guarantee Act
	<b>2.</b>	Swaranjayanti Gram Swarojgar Yojana
	<b>3.</b>	Rural Business Hubs in Partnership with Panchayats
	<b>4.</b>	Self help Groups
		<b>Urban Areas</b>
	<b>5.</b>	Swaranjayanti Sheharyojgar Yojana
<b>II.</b>		<b>Jan Shakti (Power to People)</b>
	<b>6.</b>	Local Self Government (Panchayati Raj and Urban Local Bodies) <ul style="list-style-type: none"> <li>- Activity Mapping for devolution of functions</li> <li>- Budget Flow of Funds</li> <li>- Assignment of Functionaries</li> </ul>
	<b>7.</b>	Quick and Inexpensive Justice – Gram Nyayalayas and Nyaya Panchayats.
	<b>8.</b>	District Planning Committees.
<b>III.</b>		<b>Kisan Mitra [Support to Farmers]</b>
	<b>9.</b>	Water shed development
	<b>10.</b>	Marketing and infrastructural support to farmers
	<b>11.</b>	Irrigation facilities (including minor and micro irrigation) for agriculture
	<b>12.</b>	Credit to farmers
	<b>13.</b>	Distribution of waste land to the landless
<b>IV.</b>		<b>Shramik Kalyan [Labour Welfare]</b>
	<b>14.</b>	Social Security for Agricultural and Unorganised Labour
	<b>15.</b>	Minimum Wages Enforcement (including Farm Labour)
	<b>16.</b>	Prevention of Child Labour
	<b>17.</b>	Welfare of Women Labour
<b>V.</b>		<b>Khadya Suraksha [Food Security ]</b>
	<b>18.</b>	Food security: <ul style="list-style-type: none"> <li>(i) Targeted Public Distribution system,</li> <li>(ii) Antodaya Anna Yojana,</li> <li>(iii) Establishing Grain banks in chronically food scarcity areas</li> </ul>
<b>VI.</b>		<b>Subke Liye Aawas [Housing for All]</b>
	<b>19</b>	Rural Housing - Indira Awas Yojana
	<b>20.</b>	EWS/LIG Houses in Urban Areas

**Contd.....**

Point No.	Item No.	Name of the Points/Items
<b>VII.</b>		<b>Shudh Peya Jal [Clean Drinking Water]</b>
	<b>21.</b>	Rural Areas. - Accelerated Rural Water Supply Programme
	<b>22.</b>	Urban Areas: - Accelerated Urban Water Supply Programme
<b>VIII.</b>		<b>Jan Jan Ka Swasthya [Health for All]</b>
	<b>23.</b>	Control and prevention of major diseases: (a) HIV/AIDS (b) TB (c) Malaria (d) Leprosy (e) Blindness
	<b>24.</b>	National Rural Health Mission
	<b>25.</b>	Immunisation of Children
	<b>26.</b>	Sanitation Programme in - Rural Areas - Urban areas
	<b>27.</b>	Institutional Delivery
	<b>28.</b>	Prevention of Female Foeticide
	<b>29.</b>	Supplementary nutrition for Mothers and Children
	<b>30.</b>	Two Child norms
<b>IX.</b>		<b>Sabke Liye Shiksha [Education for All]</b>
	<b>31.</b>	Sarv Shiksha Abhiyan
	<b>32.</b>	Mid Day Meal Scheme - Compulsory Elementary Education
<b>X.</b>		<b>Anusuchit Jaati, Jan Jaati, Alp-sankhyak evam Anya Pichhra Varg Kalyan [Welfare of Scheduled Castes, Scheduled Tribes, Minorities and OBCs]</b>
	<b>33.</b>	SC Families Assisted
	<b>34.</b>	Rehabilitation of Scavengers
	<b>35.</b>	ST Families Assisted
	<b>36.</b>	Rights of Forest dwellers – Owners of minor forest produce
	<b>37.</b>	Primitive Tribal Groups
	<b>38.</b>	No alienation of Tribal lands
	<b>39.</b>	Implementation of Panchayats (Extension to Scheduled Areas) Act [PESA]
	<b>40.</b>	Welfare of Minorities
	<b>41.</b>	Professional education among all minority communities
	<b>42.</b>	Reservation of OBCs in - Education - Employment
<b>XI.</b>		<b>Mahila Kalyan [Women Welfare]</b>
	<b>43.</b>	Financial Assistance for Women Welfare
	<b>44.</b>	Improved participation of women in (a) Panchayats (b) Municipalities (c) State Legislatures (d) Parliament

Contd.....

Point No.	Item No.	Name of the Points/Items
<b>XII.</b>		<b>Bal Kalyan (Child Welfare)</b>
	<b>45.</b>	Universalisation of ICDS Scheme
	<b>46.</b>	Functional Anganwadis
<b>XIII.</b>		<b>Yuva Vikas [Youth Development]</b>
	<b>47.</b>	Sports for all in Rural and Urban areas
	<b>48.</b>	Rashtriya Sadbhavana Yojana
	<b>49.</b>	National Service Scheme
<b>XIV.</b>		<b>Basti Sudhar [Improvement of Slums]</b>
	<b>50.</b>	Number of Urban poor families assisted under seven point charter viz. land tenure, housing at affordable cost, water, sanitation, health, education, and social security.
<b>XV.</b>		<b>Paryavaran Sanrakshan evam Van Vridhi [Environment Protection and Afforestation]</b>
	<b>51.</b>	Afforestation (a) Area Covered under Plantation on - Public and Forest Lands  (b) Number of Seedlings planted on -Public and Forest Lands
	<b>52.</b>	Prevention of pollution of Rivers and water bodies
	<b>53.</b>	Solid and liquid waste management in - Rural Areas - Urban Areas
<b>XVI.</b>		<b>Samajik Suraksha [Social Security]</b>
	<b>54.</b>	Rehabilitation of handicapped and orphans.
	<b>55.</b>	Welfare of the aged
<b>XVII.</b>		<b>Grameen Sadak [Rural Roads]</b>
	<b>56.</b>	Rural Roads - PMGSY
<b>XVIII.</b>		<b>Grameen Oorja [Energization of Rural Area]</b>
	<b>57.</b>	Bio-diesel Production
	<b>58.</b>	Rajiv Gandhi Grameen Vidyutikaran Yojana
	<b>59.</b>	Renewable Energy
	<b>60.</b>	Energising Pump sets
	<b>61.</b>	Supply of Electricity
	<b>62.</b>	Supply of Kerosene and LPG
<b>XIX.</b>		<b>Pichhara Kshetra Vikas [Development of Backward Areas]</b>
	<b>63.</b>	Backward Regions Grants Fund
<b>XX.</b>		<b>e- Shasan [IT enabled e-Governance]</b>
	<b>64.</b>	Central and State Governments
	<b>65.</b>	Panchayats and Municipalities

**ABBREVIATIONS USED**

AAY	Antodaya Anna Yojana
ARWSP	Accelerated Rural Water Supply Programme
DDRS	Deen Dayal Rehabilitation Scheme
EWS	Economically Weaker Section
IAY	Indira Awaas Yojana
ICDS	Integrated Child Development Scheme
LIG	Low Income Group
MWE	Minimum Wages Enforcement
NC	Not Covered
NREGS	National Rural Employment Guarantee Scheme
PC	Partially Covered
PMGSY	Prime Minister Grameen Sadak Yojana
SC	Scheduled Caste
RGGVY	Rajiv Gandhi Grameen Vidyutikaran Yojana
SGRY	Sampoorna Grameen Rojgar yojana
SGSY	Swaranjayanati Gram Swarojgar Yojana
SHG	Self Help Groups
ST	Scheduled Tribe
TPDS	Targeted Public Distribution system