

**TWENTY POINT PROGRAMME-2006**  
**PROGRESS REPORT**  
**FOR**  
**2008 - 2009**



**GOVERNMENT OF INDIA**  
**MINISTRY OF STATISTICS AND PROGRAMME IMPLEMENTATION**  
**SARDAR PATEL BHAWAN, SANSAD MARG,**  
**NEW DELHI-110 001**

**Website: [www.mospi.gov.in](http://www.mospi.gov.in)**

# CONTENTS

		Page No.
I.	Introduction	i
II.	List of Twenty Points	ii
III.	List of Monthly Monitored Items	iii
IV.	List of items identified tentatively for ranking	iv
V.	Status of receipt of targets for Monthly Monitored items	v
VI.	List of items under TPP-2006 yet to be operationalised	viii

## PART-I Overall Performance Analysis

VII.	Progress Report	1
VIII.	Highlights	2
	Table - A - All India Performance	6
	Table- B - State Wise Performance	7
	Table- C - State Wise and Item Wise Performance	12
	Table- D – Score Card and Ranking of States	21

## PART- II Performance Tables

Table No.	Description of Item	
1	Employment Generation - NREG Scheme	24
2	Swaranjayanti Gram Swarajgar Yojana (SGSY)	25
3(A)	SHGs Formed under SGSY	27
3(B)	SHGs to whom income generating activities provided	28
4	Distribution of waste land to the landless	30
5(A)	Minimum Wages Enforcement (Including Farm Labour)	31
	(i) Inspections made (ii) Irregularities detected (iii) Irregularities rectified	
5(B)	Minimum Wages Enforcement (Including Farm Labour)	32
	(i) Claims filed (ii) Claims settled	
5(c)	Minimum Wages Enforcement (Including Farm Labour)	33
	(i) Prosecution cases pending (ii) Prosecution cases filed (iii) Prosecution cases decided	
6(A)	Targeted Public Distribution System	34
6(B)	Antyodaya Anna Yojana	36
7	Rural Housing - Indira Awaas Yojana	38
8	EWS/LIG Houses in Urban Areas	40

**Contd...**

<b>Table No.</b>	<b>Description of Item</b>	<b>Page No.</b>
9(A)	Rural Areas - ARWSP Habitations (NC/PC) covered	42
9(B)	Slipped back habitations and habitations with water quality problem addressed	44
10	Sanitation Programme in Rural Areas	46
11	Institutional Delivery	47
12	SC Families Assisted	48
13	Universalization of ICDS Scheme	50
14	Functional Anganwadis	52
15	No. of Urban poor families assisted under Seven Point Charter	54
16(A)	Afforestation- Area Covered under Plantation- (Public and Forest Lands)	56
16(B)	Afforestation- Seedlings Planted – (Public and Forest Lands)	58
17	Rural Roads – PMGSY	60
18	Rajiv Gandhi Grameen Vidyutikaran Yojana -RGGVY	62
19	Energising pump sets	64
20	Supply of Electricity	66
	<b>Annexures</b>	
○	SC, ST, Women and Disabled Swarozgaries Assisted under SGSY	Annexure -I 68
○	Waste land distributed to SC, ST and others	Annexure –II 69
	<b>PART- III</b>	
	<b>State/UT-wise Performance</b>	71-140
	<b>Annexures</b>	
○	List of 65 items to be monitored under TPP-2006	Annexure - III 141-143
○	Abbreviations used	Annexure - IV 144

# **Twenty Point Programme – 2006**

## **An Introduction**

The Twenty Point Programme (TPP) was launched by the Government of India in the year 1975 and restructured in 1982, 1986 and again in 2006. The restructured programme, known as Twenty Point Programme (TPP) – 2006, became operational with effect from 1<sup>st</sup> April, 2007. The Programme is meant to give a thrust to schemes relating to poverty alleviation, employment generation in rural areas, housing, education, family welfare & health, protection of environment and many other schemes having a bearing on the quality of life, especially in the rural areas.

2. The programmes and schemes under the TPP-2006 are in harmony with the priorities contained in the National Common Minimum Programme (NCMP), the Millennium Development Goals (MDGs) of the United Nations and SAARC Social Charter. The original nomenclature, namely the Twenty Point Programme, which has been in existence for more than three decades and carries the stamp of familiarity among the people and administrative agencies, has been retained.

3. Twenty Point Programme (TPP) – 2006 originally consisted of 20 Points and 66 items being monitored individually by Central Nodal Ministries concerned. During 2007-08, of the 66 items, 22 items were monitored on monthly basis. The monthly information in respect of these items is being collected from various States/Union Territories and the Central Nodal Ministries. Remaining items under TPP-2006, are being monitored on annual basis as the information in respect of these items will be made available on annual basis by the concerned Ministries.

4. One of the 66 items viz. “Sampoorna Grameen Rojgar Yojana (SGRY)” has since been subsumed into another item namely “National Rural Employment Guarantee Act” with effect from 1<sup>st</sup> April, 2008, therefore, SGRY has been dropped from the list of 66 items during 2008-09 under TPP-2006. Thus out of 65 items, 20 items are monitored on monthly basis for the period 2008-09. Out of 20 monthly monitored items, the performance in respect of 16 items is provided by the States/ UTs and in respect of remaining 4 items by the concerned Nodal Ministries. For the purpose of ranking, the performance of States on monthly basis in respect of 18 tentatively identified parameters have been evaluated. The list of 65 items is enclosed at Annexure- III.

5. Some of the schemes/ programmes are yet to be operationalised by the Central Nodal Ministries concerned. These items will be monitored only after the schemes concerning them come into existence and their frequency of monitoring will be decided later. The details of such items are available on page No. (viii) of the report.

6. The monitoring mechanism for TPP-2006 has been widened by including block level monitoring in addition to District, State and Central level monitoring. Most of the States/Union Territories have constituted the block, district and state level monitoring committees. At the Centre, the progress of individual items is monitored and reviewed by the Departments/Ministries concerned. The Ministry of Statistics & Programme Implementation (MOSPI) monitors the Programmes/Schemes covered under TPP-2006 on the basis of performance report received from State Governments/UT Administrations and central nodal Ministries. The Monitoring Guidelines of TPP-2006 issued to States/UTs are also available on the website of the Ministry ([www.mospi.gov.in](http://www.mospi.gov.in)).

# **Twenty Point Programme – 2006**

## **Twenty Points**

1. Garibi Hatao [Poverty Eradication]
2. Jan Shakti (Power to People)
3. Kisan Mitra [Support to Farmers]
4. Shramik Kalyan [Labour Welfare]
5. Khadya Suraksha [Food Security ]
6. Subke Liye Aawas [Housing for All]
7. Shudh Peya Jal [Clean Drinking Water]
8. Jan Jan Ka Swasthya [Health for All]
9. Sabke Liye Shiksha [Education for All]
10. Anusuchit Jaati, Jan Jaati, Alp-sankhyak evam Anya Pichhra Varg Kalyan [Welfare of Scheduled Castes, Scheduled Tribes, Minorities and OBCs]
11. Mahila Kalyan [Women Welfare]
12. Bal Kalyan [Child Welfare]
13. Yuva Vikas [Youth Development]
14. Basti Sudhar [Improvement of Slums]
15. Paryavaran Sanrakshan evam Van Vridhi [Environment Protection and Afforestation]
16. Samajik Suraksha [Social Security]
17. Grameen Sadak [Rural Roads]
18. Grameen Oorja [Energization of Rural Area]
19. Pichhara Kshetra Vikas [Development of Backward Areas]
20. e- Shasan [IT enabled e-Governance]

# Twenty Point Programme – 2006

## Monthly Monitored Items

1. Employment generation under the National Rural Employment Guarantee Scheme
2. Swaranjayanti Gram Swarojgar Yojana
3. Self help Groups
4. Distribution of Waste land to landless
5. Minimum Wages Enforcement (Including Farm Labour)
6. **Food Security:**
  - (i) Targeted Public Distribution System,
  - (ii) Antyodaya Anna Yojana,
7. Rural Housing - Indira Awaas Yojana
8. EWS/LIG Houses in Urban Areas
9. **Rural Areas-** Accelerated Rural Water Supply Programme (ARWSP)
  - (i) Habitations covered (NC &PC)
  - (ii) Slipped back habitations and habitations with water quality problems addressed
10. Sanitation Programme in Rural Areas
11. Institutional Delivery
12. SC Families Assisted
13. Universalisation of ICDS Scheme
14. Functional Anganwadis
15. Number of Urban poor families assisted under seven point charter viz. land tenure, housing at affordable cost, water, sanitation, health, education, and social security.
16. **Afforestation:**
  - (a) Area Covered under Plantation on - Public and Forest Lands
  - (b) Number of Seedlings Planted on -Public and Forest Lands
17. Rural Roads – Prime Minister Grameen Sadak Yojana (PMGSY)
18. Rajiv Gandhi Grameen Vidyutikaran Yojana - RGGVY
19. Energising Pump sets
20. Supply of Electricity

# Twenty Point Programme – 2006

## Items tentatively identified for ranking

For the purpose of ranking the performance of States under TPP-2006 on monthly basis, the following 15 items & 18 Parameters have been tentatively identified.

Items	Para meters	Description of Item
1	1	Individual Swarozgaries Assisted under SGSY
2	2	SHGs to whom income generating activities provided
3	-	<b>Food Security:</b>
	3	(i) Targeted Public Distribution System,
	4	(ii) Antyodaya Anna Yojana
4	5	Rural Housing - Indira Awaas Yojana (IAY)
5	6	EWS/LIG Houses in Urban Areas
6	-	<b>Rural Areas:</b>
	7	(i) Accelerated Rural Water Supply Programme-Habitation covered (NC & PC)
	8	(ii) Slipped back habitations and habitation with water quality problems addressed - ARWSP
7	9	SC Family Assisted
8	10	Universalisation of ICDS Scheme
9	11	Functional Anganwadis
10.	12	Number of Urban poor families assisted under seven point charter viz. land tenure, housing at affordable cost, water, sanitation, health, education, and social security.
11	-	<b>Afforestation:</b>
	13	(i) Area Covered under Plantation on - Public and Forest Lands
	14	(ii) Number of Seedlings planted on - Public and Forest Lands
12	15	<i>Rural Roads</i> —Prime Minister Grameen Sadak Yojana (PMGSY)
13	16	Rajiv Gandhi Grameen Vidyutikaran Yojana (RGGVY)
14	17	Energising Pump sets
15	18	Supply of Electricity

### Status of receipt of targets for Monthly Monitored items under TPP-2006

Sl. No.	Name of the item	Parameters/ indicators	Whether targetable / non targetable	Whether targets have been received	Nodal Ministry
1	Employment generation under the National Rural Employment Guarantee Scheme	(i) No. of job card issued (ii) Employment generated (iii) Wages given	Non targetable	-	Ministry of Rural Development
2	Swaranjayanti Gram Swarojgar Yojana	Individual Swarozgaries Assisted (i) Total (ii) SC (iii) ST (iv) Women (v) Disabled person	Targetable	Yes	-do-
3	Self help Groups	SHGs under SGSY  - SHGs formed  - SHGs to whom income generating activities provided	Non targetable  Targetable	-  Yes	-do-  -do-
4	Distribution of waste land to the landless	Waste Land distributed (i) Total (ii) SC (iii) ST (iv) Others	Non targetable	-	-do-
5	Rural Housing - Indira Awaas Yojana (IAY)	Houses constructed	Targetable	Yes	-do-
6	Rural Areas - Accelerated Rural Water Supply Programme -(ARWSP)	(i) Habitations covered (NC/PC)  (ii) Slipped back Habitations and Habitations with water quality problem addressed	Targetable  Targetable	Yes  Yes	-do-  -do-



Sl. No.	Name of the item	Parameters/ indicators	Whether targetable / non targetable	Whether targets have been received	Nodal Ministry
7	Sanitation Programme in Rural Areas	Individual Household latrines constructed	Non targetable	-	-do-
8	Rural Roads – PMGSY	Length of Road Constructed	Targetable	Yes	-do-
9.	Minimum Wages Enforcement (including Farm Labour)	(a) <i>Agriculture and Farm workers</i> (i) Inspections made (ii) Irregularities detected (iii) Irregularities rectified (iv) Claims filed (v) claims settled (vi) Prosecution cases pending (vii) Prosecution cases filed (viii) Prosecution cases decided (b) <i>others</i>	Non - targetable	-	Ministry of Labour & Employment
10.	<i>Food security:</i> (i) Targeted Public Distribution system (TPDS) (ii) Antyodaya Anna Yojana	Allocation of Food Grains to States/UTs  Allocation of Food Grains to States/UTs	Targetable  -do-	Yes  Yes	Ministry of Consumer Affairs, Food & Public Distribution -do-
11.	Institutional Delivery	Delivery in Institutions	Non targetable	-	-do-
12.	SC Families Assisted	SC Families Assisted	Targetable	No	M/o Social Justice and Empowerment
13.	Universalisation of ICDS Scheme	ICDS Blocks Operational (Cumulative)	Targetable	Yes	Ministry of Women and Child Development
14.	Functional Anganwadis	Anganwadis Functional (cumulative)	Targetable	Yes	-do-

<b>Sl. No.</b>	<b>Name of the item</b>	<b>Parameters/ indicators</b>	<b>Whether targetable / non targetable</b>	<b>Whether targets have been received</b>	<b>Nodal Ministry</b>
<b>15.</b>	EWS/LIG Houses in Urban Areas	Houses Constructed	Targetable	Yes	M/o Housing and Urban Poverty Alleviation
<b>16.</b>	Number of Urban poor families assisted under seven point charter viz. land tenure, housing at affordable cost, water, sanitation, health, education, and social security.	Poor Families Assisted	Targetable	Yes (Targets received in respect of only eight States)	-do-
<b>17.</b>	<b>Afforestation:</b> (a) Area Covered under Plantation on - Public and Forest Lands  (b) Number of Seedlings planted on -Public and Forest Lands	(a) Area Covered under Plantation on - Public and Forest Lands  (b) Number of Seedlings planted on -Public and Forest Lands	Targetable  Targetable	Yes  Yes	Ministry of Environment and Forest  -do-
<b>18.</b>	Rajiv Gandhi Grameen Vidyutikaran Yojana (RGGVY)	Villages electrified	Targetable	Yes	Ministry of Power
<b>19.</b>	Energising Pump sets	Pumpsets Energised	Targetable	Yes	-do-
<b>20</b>	Supply of Electricity	Electricity demanded	Targetable	Yes	-do-

### **List of items where the concerned schemes are yet to be operationalised**

- (i) ***Quick and inexpensive justice–Gram Nyayalayas and Nyaya Panchayats:*** Ministry of Panchayati Raj is consulting Central Ministries and States/UT Governments regarding draft bill on Nyaya Panchayats.
- (ii) ***Social Security for Agricultural and Unorganised Labour:*** To provide Social Security to workers in the unorganized sector, including agricultural labour, the Unorganised Sector Workers' Social Security Bill, 2007, was introduced in the Rajya Sabha on 10.9.07 and is being examined by the Parliamentary Standing Committee on Labour.

**List of items which have been operationalised subsequently:** During operationalisation of TPP-2006 in the year 2007-08, following six items have been operationalised.

(1) ***Rural Business Hubs in Partnership with Panchayats:*** Rural Business Hubs as a Centrally Sponsored Scheme has been approved during August-2007. The parameter/ indicator to be monitored on annual basis is the “number of MOUs signed under various schemes”.

(2) ***Rehabilitation of Scavengers:*** The Self Employment Scheme for “Rehabilitation of Manual Scavengers” (SRMS) has become operational w.e.f. 9<sup>th</sup> January, 2007. The parameter/ indicator to be monitored on annual basis is the “number of manual scavengers and their dependents assisted for rehabilitation”.

(3) ***Rights of Forest dwellers – Owners of minor forest produce:*** The Bill concerning “Rights of Forest Dwellers” - Owners of minor forest produce has been passed. The information on indicators/ parameters to be monitored and frequency of monitoring is awaited from Ministry of Tribal Affairs.

(4) ***Reservation of OBCs in Education:*** The petition on implementation of reservation in admission in respect of persons belonging to OBCs, which had been stayed by the Hon’ble Supreme Court of India, has been disposed of in April, 2008. The parameter to be monitored is “Percentage of reservation achieved against 27% reservation for OBCs in different Central Educational Institutions.”

(5) ***Sports for all in Rural and Urban Areas:*** The scheme titled “Panchayat Yuva Krida Aur Khel Abhiyan (PYKKA)” for the development of sports infrastructure in rural areas has been implemented and the status of implementation of the scheme shall be monitored on annual basis. The scheme titled “Nagar Palika Yuva Krida Aur Khel Abhiyan” for the development of sports infrastructure in urban areas is yet to be approved.

(6) ***IT enabled e-Governance for Panchayats and Municipalities:*** Mission Mode Projects of Panchayats and Municipalities have been initiated in certain States. The status of implementation of these projects shall be monitored on annual basis.

### **Item Merged**

***Dry Land Farming:*** Consequent to the decision of Ministry of Finance and Planning Commission on the EFC of “Enhancing Sustainability of Dry Land Farming System” for XI Five Year Plan, Dry Land Farming has been merged with new initiatives of the Department- ‘Rainfed Area Development Programme’. As of now, there is no separate scheme on Dryland Farming.

# **PART - I**

## **TWENTY POINT PROGRAMME - 2006**

### **OVERALL PERFORMANCE ANALYSIS**

# Twenty Point Programme-2006

## Progress Report – (April, 2008-March, 2009)

This monthly progress report of Twenty Point Programme-2006 consists of three parts: **Part-I** contains an analysis of the overall performance, whereas **Part-II** deals with item-wise performance and State/UT-wise performance is shown in **Part-III** of the Report.

2. The report is compiled on the basis of data received from the Central Nodal Ministries and State Governments/UT Administrations. The data is received either through web enabled software developed by National Informatics Centre (NIC) Cell in this Ministry or through Fax/e-mail/post. The processing of data has been done in association with NIC Cell.

3. The analysis for the period of **April, 2008 - March, 2009** shows that the performance under **eleven** items has been **‘Very Good’** (90% or above the targets). These items are:

- (i) Individual Swarozgaries Assisted-SGSY
- (ii) Pumpsets Energised
- (iii) SHGs Provided Income Generating Activities
- (iv) Seedlings Planted (Public and Forest Lands)
- (v) ICDS Blocks Operational (Cum.)
- (vi) Anganwadis Functional (Cum.)
- (vii) Urban Poor Families Assisted under Seven Point Charter
- (viii) Area Covered under Plantation (Public and Forest Lands)
- (ix) Food Security: (Antyodaya Anna Yojana)
- (x) Houses Constructed – Indira Awaas Yojana (IAY)
- (xi) SC Families Assisted

4. The performance of **three** items has been **‘Good’** (80% to 90% of target). These items are:

- (i) Food Security: (Targeted Public Distribution System)
- (ii) Supply of Electricity and
- (iii) Road Constructed- Prime Minister Grameen Sadak Yojana (PMGSY)

5. The performance of **four** items has been **‘Poor’** (below 80% of target). These items are:

- (i) Village Electrified- Rajiv Gandhi Grameen Vidyutikaran Yojana (RGGVY)
- (ii) Habitations covered (NC and PC)- ARWSP
- (iii) Slipped back habitations and habitations with water quality problems addressed– ARWSP and
- (iv) Houses constructed- EWS/LIG

6. Some of items under TPP-2006 like *“National Rural Employment Guarantee Act-NREGA”*, *“Self help Groups formed under SGSY”*, *“Sanitation Programme in Rural Areas”* and *“Institutional Delivery”* being demand driven are being monitored without target. The item *“Sapoorna Gramin Rojgar Yojana (SGRY)”* has been merged with NREGA with effect from 1<sup>st</sup> April, 2008. The items- *“Distribution of Wasteland to the landless”* & Minimum Wages Enforcement (including Farm Labour) will be monitored without any target as the concerned Nodal Ministries are unable to provide the target. These items shall not be considered for the purpose of ranking. The frequency of the item *“ST Families Assisted”* has been changed with the concurrence of Ministry of Tribal Affairs from monthly to annual as monitoring on monthly basis is not feasible. The items where quarterly/ annual targets have been provided by the Ministries concerned, monthly targets have been worked out on prorata basis.

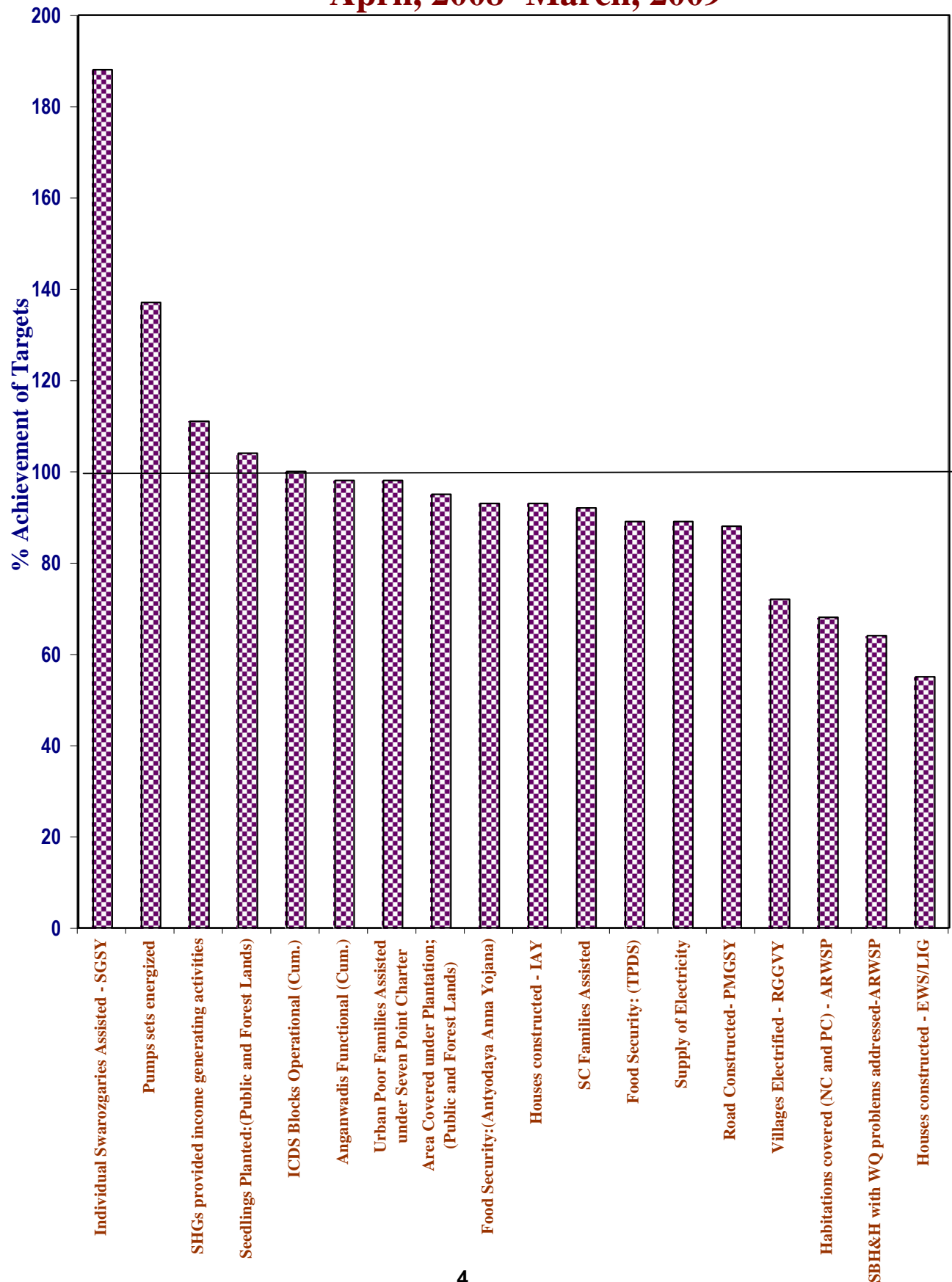
## HIGHLIGHTS

Sl. No.	Item	Achievement for April,2008-March,2009
<b>Employment Generated under NREGS.</b>		
1	No.of Job cards issued	7.61 crore
2	Employment generated	206.23 crore mandays
3	Wages given	Rs. 18632.87 crore
<b>Swaranjayanti Gram Swarojgar Yojana (SGSY)</b>		
4	No. of Individual Swarozgaries Assisted	7,16,671
<b>Self help Groups</b>		
5	No.of SHGs formed	5,33,711
6	No.of SHGs to whom income generating activities provided	1,53,700
<b>Distribution of waste land to the landless</b>		
7	Land distributed	1,06,988 hectare
<b>Minimum Wages Enforcement (Including Farm Labour)</b>		
8	No.of Inspections made	2,29,669
9	No.of Irregularities detected	47,423
10	No.of Irregularities rectified	40,634
11	No.of Claims filed	7,091
12	No.of Claims settled	6,877
13	No.of Prosecution cases Pending	16,238
14	No.of Prosecution cases filed	90
15	No.of Prosecution cases decided	180
<b>Food Security: (i) TPDS (ii) AAY</b>		
16	Food Security: Targeted Public Distribution System (TPDS)	346.01 lakh tones
17	Food Security: Antyodaya Anna Yojana (AAY)	95.25 lakh tones
<b>Rural Housing- Indira Awaas Yojana</b>		
18	No.of Houses constructed	19,88,532
<b>EWS/LIG Houses in Urban Areas</b>		
19	No. of Houses constructed	65,954

Contd.....

<b>Sl. No.</b>	<b>Item</b>	<b>Achievement for April,2008-March,2009</b>
<b>Rural Areas. - Accelerated Rural Water Supply Programme</b>		
<b>20</b>	Habitations covered (NC and PC)	11,402
<b>21</b>	Slipped back habitations and habitations with water quality problems addressed	1,28,844
<b>Sanitation Programme in Rural Areas</b>		
<b>22</b>	No.of Individual household latrines constructed	117.90 lakh
<b>Institutional Delivery</b>		
<b>23</b>	No.of Deliveries in Institutions	151.59 lakh
<b>SC Families Assisted</b>		
<b>24</b>	No.of SC Families Assisted	43.69 lakh
<b>Universalisation of ICDS Schemes</b>		
<b>25</b>	No. of ICDS Blocks Operational (Cum.)	6,278
<b>Functional Anganwadis</b>		
<b>26</b>	No.of Anganwadis Functional (Cum.)	10.36 lakh
<b>Number of Urban poor families assisted under seven point charter viz. land tenure, housing at affordable cost, water, sanitation, health, education, and social security.</b>		
<b>27</b>	No. of Poor Families Assisted	82,808
<b>Afforestation:</b>		
<b>(i) Area Covered under Plantation (Public &amp; Forest Lands)</b>		
<b>(ii) Seedlings planted (Public &amp; Forest Lands)</b>		
<b>28</b>	Area Covered under Plantation (Public and Forest Lands)	16.76 lakh hectares
<b>29</b>	No. of Seedlings planted (Public and Forest Lands)	119.62 crore
<b>Rural Road- Prime Minister Grameen Sadak Yojana (PMGSY)</b>		
<b>30</b>	Length of Road Constructed	56,541 Kms
<b>Rajiv Gandhi Grameen Vidyutikaran Yojana (RGGVY)</b>		
<b>31</b>	No.of Villages Electrified	13,641
<b>Energized Pumps sets</b>		
<b>32</b>	No.of Pumps sets energized	2,88,941
<b>Supply of Electricity</b>		
<b>33</b>	Electricity supplied	6,77,547 million units (MU)

# PERFORMANCE DURING April, 2008 -March, 2009





# ACHIEVEMENT HIGHLIGHTS

## PERFORMANCE DURING APRIL, 2008 TO MARCH, 2009

The cumulative performance during April, 2008 to March, 2009 has been "Very Good" for 11 items, "Good" for 3 items, and "Poor" for 4 items.

### A. "Very Good" Performance (90% or above of targets)

<u>No.</u>	<u>Items</u>	<u>% Achievement</u>
01B01	Individual Swarozgaries Assisted - SGSY	188
18D01	Pumps sets energized	137
01E02	SHGs provided income generating activities	111
15A02	Seedlings Planted (Public and Forest Lands)	104
12A01	ICDS Blocks Operational (Cum.)	100
12B01	Anganwadis Functional (Cum.)	98
14A01	Urban Poor Families Assisted under Seven Point Charter	98
15A01	Area Covered under Plantation (Public and Forest Lands)	95
05B02	Food Security: (Antyodaya Anna Yojana)	93
06A01	Houses constructed - IAY	93
10A01	SC Families Assisted	92

### B. "Good" Performance (80% to 90%)

05A02	Food Security: (Targeted Public Distribution System)	89
18E02	Supply of Electricity	89
17A01	Road Constructed- PMGSY	88

### C. Areas of concern-where the performance is below 80%

18B01	Villages Electrified - RGGVY	72
07A01	Habitations covered (NC and PC) - ARWSP	68
07A02	Slipped back habitations and habitations with water quality problems addressed-ARWSP	64
06B01	Houses constructed - EWS/LIG	55

**Table - A**  
**Targets and achievements during the period April, 2008 to March, 2009**

**ALL INDIA PERFORMANCE**

Sl. No.	Item Code	Item Description	Units	Targets	Achievements	% Achievements of Targets during April, 2008-March, 2009
				April, 2008-March, 2009	April, 2008-March, 2009	
1	01B01	Individual Swarozgaries Assisted - SGSY	Number	3,80,981	7,16,671	188
2	01E02	SHGs provided income generating activities	Number	1,38,168	1,53,700	111
3	05A02	Food Security: Targeted Public Distribution System (TPDS)	Tonnes	3,87,76,431	3,46,00,804	89
4	05B02	Food Security: Antyodaya Anna Yojana (AAY)	Tonnes	1,01,95,770	95,24,637	93
5	06A01	Houses constructed - IAY	Number	21,27,165	19,88,532	93
6	06B01	Houses constructed - EWS/LIG	Number	1,19,504	65,954	55
7	07A01	Habitations covered (NC and PC) - ARWSP	Number	16,763	11,402	68
8	07A02	Slipped back habitations and habitations with water quality problems addressed- ARWSP	Number	2,01,135	1,28,844	64
9	10A01	SC Families Assisted	Number	47,74,200	43,68,796	92
10	12A01	ICDS Blocks Operational (Cum.)	Number	6,284	6,278	100
11	12B01	Anganwadis Functional (Cum.)	Number	10,52,638	10,36,367	98
12	14A01	Urban Poor Families Assisted under Seven Point Charter	Number	84,502	82,808	98
13	15A01	Area Covered under Plantation (Public and Forest Lands)	Hectares	17,71,420	16,75,700	95
14	15A02	Seedlings Planted (Public and Forest Lands)	Number	1,15,14,25,000	1,19,62,50,718	104
15	17A01	Road Constructed- PMGSY	Kilometer	64,440	56,541	88
16	18B01	Villages Electrified - RGGVY	Number	19,000	13,641	72
17	18D01	Pumps sets energized	Number	2,11,635	2,88,941	137
18	18E02	Electricity supplied	Million Units	7,63,297	6,77,547	89

**Table - B**

**STATE-WISE PERFORMANCE DURING April, 2008 to March, 2009 (PERCENT ACHIEVEMENT)**

Item No.	Description	ALL INDIA	AP	ARP	AS	BI	CHHA.	DELHI	GOA
01B01	Individual Swarozgaries Assisted - SGSY	188	191	116	22	10	128	NA	29
01E02	SHGs provided income generating activities	111	233	190	124	56	77	NA	103
05A02	Food security (Targeted Public Distribution system)	89	99	90	100	52	86	95	93
05B02	Food Security (Antyodaya Anna Yojana)	93	99	99	100	76	100	84	88
06A01	Houses constructed - IAY	93	133	97	74	84	5	NA	74
06B01	Houses constructed - EWS/LIG	55	NA	257	0	NA	195	2	0
07A01	Habitations covered (NC and PC) - ARWSP	68	NA	22	221	NA	NA	NA	67
07A02	Slipped back habitations and habitations with water quality problems addressed-ARWSP	64	113	21	37	23	4	NA	NA
10A01	SC Families Assisted	92	58	NA	65	4	121	44	94
12A01	ICDS Blocks Operational (Cum.)	100	100	100	100	100	99	100	100
12B01	Anganwadis Functional (Cum.)	98	100	100	99	99	96	100	100
14A01	Urban Poor Families Assisted under Seven Point Charter	98	NA	NA	0	NA	180	NA	NA
15A01	Area Covered under Plantation ( Public and Forest Lands)	95	114	103	39	114	56	400	49
15A02	Seedlings Planted (Public and Forest Lands)	104	164	121	34	114	63	8,715	148
17A01	Road Constructed- PMGSY	88	122	109	73	106	56	NA	0
18B01	Villages Electrified - RGGVY	72	NA	140	99	72	8	NA	NA
18D01	Pumps sets energized	137	NA	NA	NA	NA	226	NA	NA
18E02	Supply of Electricity	89	93	64	89	84	97	99	98

NA - Not Applicable

**Table - B(Contd.)**

**STATE-WISE PERFORMANCE DURING April, 2008 to March, 2009 (PERCENT ACHIEVEMENT)**

<b>Item No.</b>	<b>Description</b>	<b>ALL INDIA</b>	<b>GUJ</b>	<b>HRY</b>	<b>HP</b>	<b>J&amp;K</b>	<b>JHAR.</b>	<b>KAR</b>	<b>KER</b>
<b>01B01</b>	<b>Individual Swarozgaries Assisted - SGSY</b>	<b>188</b>	<b>384</b>	<b>198</b>	<b>629</b>	<b>287</b>	<b>151</b>	<b>581</b>	<b>102</b>
<b>01E02</b>	<b>SHGs provided income generating activities</b>	<b>111</b>	<b>531</b>	<b>107</b>	<b>140</b>	<b>11</b>	<b>122</b>	<b>100</b>	<b>89</b>
<b>05A02</b>	<b>Food security (Targeted Public Distribution system)</b>	<b>89</b>	<b>82</b>	<b>64</b>	<b>99</b>	<b>99</b>	<b>83</b>	<b>96</b>	<b>96</b>
<b>05B02</b>	<b>Food Security (Antyodaya Anna Yojana)</b>	<b>93</b>	<b>100</b>	<b>91</b>	<b>101</b>	<b>104</b>	<b>95</b>	<b>100</b>	<b>100</b>
<b>06A01</b>	<b>Houses constructed - IAY</b>	<b>93</b>	<b>112</b>	<b>99</b>	<b>94</b>	<b>113</b>	<b>87</b>	<b>115</b>	<b>113</b>
<b>06B01</b>	<b>Houses constructed - EWS/LIG</b>	<b>55</b>	<b>92</b>	<b>81</b>	<b>NA</b>	<b>NA</b>	<b>NA</b>	<b>23</b>	<b>63</b>
<b>07A01</b>	<b>Habitations covered (NC and PC) - ARWSP</b>	<b>68</b>	<b>NA</b>	<b>NA</b>	<b>NA</b>	<b>25</b>	<b>NA</b>	<b>0</b>	<b>100</b>
<b>07A02</b>	<b>Slipped back habitations and habitations with water quality problems addressed-ARWSP</b>	<b>64</b>	<b>100</b>	<b>153</b>	<b>107</b>	<b>0</b>	<b>33</b>	<b>24</b>	<b>556</b>
<b>10A01</b>	<b>SC Families Assisted</b>	<b>92</b>	<b>125</b>	<b>91</b>	<b>107</b>	<b>79</b>	<b>130</b>	<b>96</b>	<b>197</b>
<b>12A01</b>	<b>ICDS Blocks Operational (Cum.)</b>	<b>100</b>	<b>100</b>	<b>100</b>	<b>100</b>	<b>101</b>	<b>100</b>	<b>100</b>	<b>100</b>
<b>12B01</b>	<b>Anganwadis Functional (Cum.)</b>	<b>98</b>	<b>99</b>	<b>100</b>	<b>100</b>	<b>76</b>	<b>101</b>	<b>100</b>	<b>100</b>
<b>14A01</b>	<b>Urban Poor Families Assisted under Seven Point Charter</b>	<b>98</b>	<b>299</b>	<b>NA</b>	<b>NA</b>	<b>NA</b>	<b>NA</b>	<b>26</b>	<b>NA</b>
<b>15A01</b>	<b>Area Covered under Plantation ( Public and Forest Lands)</b>	<b>95</b>	<b>102</b>	<b>167</b>	<b>105</b>	<b>79</b>	<b>25</b>	<b>75</b>	<b>36</b>
<b>15A02</b>	<b>Seedlings Planted (Public and Forest Lands)</b>	<b>104</b>	<b>126</b>	<b>246</b>	<b>105</b>	<b>77</b>	<b>37</b>	<b>95</b>	<b>57</b>
<b>17A01</b>	<b>Road Constructed- PMGSY</b>	<b>88</b>	<b>120</b>	<b>127</b>	<b>82</b>	<b>10</b>	<b>255</b>	<b>115</b>	<b>51</b>
<b>18B01</b>	<b>Villages Electrified - RGGVY</b>	<b>72</b>	<b>NA</b>	<b>NA</b>	<b>NA</b>	<b>73</b>	<b>47</b>	<b>35</b>	<b>NA</b>
<b>18D01</b>	<b>Pumps sets energized</b>	<b>137</b>	<b>254</b>	<b>140</b>	<b>NA</b>	<b>NA</b>	<b>NA</b>	<b>177</b>	<b>NA</b>
<b>18E02</b>	<b>Supply of Electricity</b>	<b>89</b>	<b>90</b>	<b>92</b>	<b>100</b>	<b>76</b>	<b>95</b>	<b>94</b>	<b>88</b>

NA - Not Applicable

**Table - B(Contd.)**

**STATE-WISE PERFORMANCE DURING April, 2008 to March, 2009 (PERCENT ACHIEVEMENT)**

<b>Item No.</b>	<b>Description</b>	<b>ALL INDIA</b>	<b>MP</b>	<b>MAH</b>	<b>MANI</b>	<b>MEGH</b>	<b>MIZ</b>	<b>NAGA</b>	<b>ORI</b>
<b>01B01</b>	<b>Individual Swarozgaries Assisted - SGSY</b>	<b>188</b>	<b>432</b>	<b>67</b>	<b>5</b>	<b>63</b>	<b>41</b>	<b>31</b>	<b>41</b>
<b>01E02</b>	<b>SHGs provided income generating activities</b>	<b>111</b>	<b>187</b>	<b>106</b>	<b>59</b>	<b>175</b>	<b>55</b>	<b>66</b>	<b>96</b>
<b>05A02</b>	<b>Food security (Targeted Public Distribution system)</b>	<b>89</b>	<b>95</b>	<b>86</b>	<b>92</b>	<b>101</b>	<b>91</b>	<b>110</b>	<b>98</b>
<b>05B02</b>	<b>Food Security (Antyodaya Anna Yojana)</b>	<b>93</b>	<b>99</b>	<b>87</b>	<b>86</b>	<b>101</b>	<b>92</b>	<b>106</b>	<b>100</b>
<b>06A01</b>	<b>Houses constructed - IAY</b>	<b>93</b>	<b>102</b>	<b>67</b>	<b>89</b>	<b>55</b>	<b>226</b>	<b>283</b>	<b>55</b>
<b>06B01</b>	<b>Houses constructed - EWS/LIG</b>	<b>55</b>	<b>NA</b>	<b>306</b>	<b>NA</b>	<b>NA</b>	<b>16</b>	<b>NA</b>	<b>177</b>
<b>07A01</b>	<b>Habitations covered (NC and PC) - ARWSP</b>	<b>68</b>	<b>NA</b>	<b>64</b>	<b>NA</b>	<b>57</b>	<b>NA</b>	<b>15</b>	<b>NA</b>
<b>07A02</b>	<b>Slipped back habitations and habitations with water quality problems addressed-ARWSP</b>	<b>64</b>	<b>114</b>	<b>118</b>	<b>NA</b>	<b>59</b>	<b>0</b>	<b>9</b>	<b>100</b>
<b>10A01</b>	<b>SC Families Assisted</b>	<b>92</b>	<b>101</b>	<b>25</b>	<b>0</b>	<b>NA</b>	<b>NA</b>	<b>NA</b>	<b>94</b>
<b>12A01</b>	<b>ICDS Blocks Operational (Cum.)</b>	<b>100</b>	<b>100</b>	<b>99</b>	<b>100</b>	<b>100</b>	<b>100</b>	<b>100</b>	<b>100</b>
<b>12B01</b>	<b>Anganwadis Functional (Cum.)</b>	<b>98</b>	<b>100</b>	<b>96</b>	<b>100</b>	<b>98</b>	<b>100</b>	<b>100</b>	<b>100</b>
<b>14A01</b>	<b>Urban Poor Families Assisted under Seven Point Charter</b>	<b>98</b>	<b>NA</b>	<b>86</b>	<b>NA</b>	<b>100</b>	<b>NA</b>	<b>NA</b>	<b>NA</b>
<b>15A01</b>	<b>Area Covered under Plantation ( Public and Forest Lands)</b>	<b>95</b>	<b>60</b>	<b>218</b>	<b>85</b>	<b>41</b>	<b>10</b>	<b>3</b>	<b>123</b>
<b>15A02</b>	<b>Seedlings Planted (Public and Forest Lands)</b>	<b>104</b>	<b>57</b>	<b>172</b>	<b>146</b>	<b>47</b>	<b>27</b>	<b>6</b>	<b>86</b>
<b>17A01</b>	<b>Road Constructed- PMGSY</b>	<b>88</b>	<b>113</b>	<b>43</b>	<b>9</b>	<b>20</b>	<b>69</b>	<b>69</b>	<b>44</b>
<b>18B01</b>	<b>Villages Electrified - RGGVY</b>	<b>72</b>	<b>60</b>	<b>NA</b>	<b>320</b>	<b>450</b>	<b>0</b>	<b>0</b>	<b>169</b>
<b>18D01</b>	<b>Pumps sets energized</b>	<b>137</b>	<b>151</b>	<b>NA</b>	<b>NA</b>	<b>NA</b>	<b>NA</b>	<b>NA</b>	<b>NA</b>
<b>18E02</b>	<b>Supply of Electricity</b>	<b>89</b>	<b>83</b>	<b>79</b>	<b>86</b>	<b>81</b>	<b>82</b>	<b>92</b>	<b>99</b>

NA - Not Applicable

**Table - B(Contd.)**

**STATE-WISE PERFORMANCE DURING April, 2008 to March, 2009 (PERCENT ACHIEVEMENT)**

Item No.	Description	ALL INDIA	PUDU	PUN	RAJ	SIK	TN	TRI	UTTA.
01B01	Individual Swarozgaries Assisted - SGSY	188	0	213	132	320	106	8	128
01E02	SHGs provided income generating activities	111	98	60	109	61	109	28	127
05A02	Food security (Targeted Public Distribution system)	89	49	76	94	101	103	97	85
05B02	Food Security (Antyodaya Anna Yojana)	93	35	62	96	100	106	103	87
06A01	Houses constructed - IAY	93	5	103	114	127	121	116	98
06B01	Houses constructed - EWS/LIG	55	13	NA	108	97	NA	13	NA
07A01	Habitations covered (NC and PC) - ARWSP	68	30	38	51	NA	NA	NA	64
07A02	Slipped back habitations and habitations with water quality problems addressed-ARWSP	64	188	36	113	0	105	217	110
10A01	SC Families Assisted	92	46	73	105	79	104	26	110
12A01	ICDS Blocks Operational (Cum.)	100	100	100	100	100	100	104	100
12B01	Anganwadis Functional (Cum.)	98	100	100	100	100	100	100	95
14A01	Urban Poor Families Assisted under Seven Point Charter	98	NA	NA	NA	102	80	NA	NA
15A01	Area Covered under Plantation ( Public and Forest Lands)	95	100	54	111	32	106	79	201
15A02	Seedlings Planted (Public and Forest Lands)	104	456	49	92	30	54	125	210
17A01	Road Constructed- PMGSY	88	NA	75	126	105	103	48	99
18B01	Villages Electrified - RGGVY	72	NA	NA	100	0	NA	0	97
18D01	Pumps sets energized	137	NA	85	176	NA	88	NA	253
18E02	Supply of Electricity	89	88	89	99	96	92	91	99

NA - Not Applicable

**Table - B(Contd.)**

**STATE-WISE PERFORMANCE DURING April, 2008 to March, 2009 (PERCENT ACHIEVEMENT)**

<b>Item No.</b>	<b>Description</b>	<b>ALL INDIA</b>	<b>UP</b>	<b>WB</b>	<b>A&amp;N</b>	<b>CHND.</b>	<b>D&amp;N</b>	<b>D&amp;D</b>	<b>LAKSH</b>
<b>01B01</b>	<b>Individual Swarozgaries Assisted - SGSY</b>	<b>188</b>	<b>360</b>	<b>181</b>	<b>142</b>	<b>NA</b>	<b>67</b>	<b>39</b>	<b>183</b>
<b>01E02</b>	<b>SHGs provided income generating activities</b>	<b>111</b>	<b>85</b>	<b>47</b>	<b>214</b>	<b>NA</b>	<b>7</b>	<b>0</b>	<b>50</b>
<b>05A02</b>	<b>Food security (Targeted Public Distribution system)</b>	<b>89</b>	<b>86</b>	<b>90</b>	<b>56</b>	<b>62</b>	<b>99</b>	<b>18</b>	<b>80</b>
<b>05B02</b>	<b>Food Security (Antyodaya Anna Yojana)</b>	<b>93</b>	<b>94</b>	<b>82</b>	<b>80</b>	<b>64</b>	<b>100</b>	<b>16</b>	<b>100</b>
<b>06A01</b>	<b>Houses constructed - IAY</b>	<b>93</b>	<b>107</b>	<b>79</b>	<b>6</b>	<b>NA</b>	<b>39</b>	<b>3</b>	<b>89</b>
<b>06B01</b>	<b>Houses constructed - EWS/LIG</b>	<b>55</b>	<b>NA</b>	<b>96</b>	<b>NA</b>	<b>NA</b>	<b>NA</b>	<b>NA</b>	<b>NA</b>
<b>07A01</b>	<b>Habitations covered (NC and PC) - ARWSP</b>	<b>68</b>	<b>NA</b>	<b>NA</b>	<b>0</b>	<b>NA</b>	<b>NA</b>	<b>NA</b>	<b>0</b>
<b>07A02</b>	<b>Slipped back habitations and habitations with water quality problems addressed-ARWSP</b>	<b>64</b>	<b>77</b>	<b>9</b>	<b>0</b>	<b>NA</b>	<b>NA</b>	<b>NA</b>	<b>NA</b>
<b>10A01</b>	<b>SC Families Assisted</b>	<b>92</b>	<b>86</b>	<b>10</b>	<b>NA</b>	<b>96</b>	<b>NA</b>	<b>NA</b>	<b>NA</b>
<b>12A01</b>	<b>ICDS Blocks Operational (Cum.)</b>	<b>100</b>	<b>100</b>	<b>100</b>	<b>100</b>	<b>100</b>	<b>100</b>	<b>100</b>	<b>100</b>
<b>12B01</b>	<b>Anganwadis Functional (Cum.)</b>	<b>98</b>	<b>100</b>	<b>97</b>	<b>100</b>	<b>100</b>	<b>100</b>	<b>91</b>	<b>100</b>
<b>14A01</b>	<b>Urban Poor Families Assisted under Seven Point Charter</b>	<b>98</b>	<b>NA</b>	<b>NA</b>	<b>NA</b>	<b>NA</b>	<b>NA</b>	<b>NA</b>	<b>NA</b>
<b>15A01</b>	<b>Area Covered under Plantation ( Public and Forest Lands)</b>	<b>95</b>	<b>128</b>	<b>26</b>	<b>101</b>	<b>255</b>	<b>114</b>	<b>100</b>	<b>100</b>
<b>15A02</b>	<b>Seedlings Planted (Public and Forest Lands)</b>	<b>104</b>	<b>216</b>	<b>64</b>	<b>117</b>	<b>232</b>	<b>250</b>	<b>280</b>	<b>105</b>
<b>17A01</b>	<b>Road Constructed- PMGSY</b>	<b>88</b>	<b>70</b>	<b>92</b>	<b>NA</b>	<b>NA</b>	<b>NA</b>	<b>NA</b>	<b>NA</b>
<b>18B01</b>	<b>Villages Electrified - RGGVY</b>	<b>72</b>	<b>33</b>	<b>77</b>	<b>NA</b>	<b>NA</b>	<b>NA</b>	<b>NA</b>	<b>NA</b>
<b>18D01</b>	<b>Pumps sets energized</b>	<b>137</b>	<b>NA</b>	<b>33</b>	<b>NA</b>	<b>NA</b>	<b>NA</b>	<b>NA</b>	<b>NA</b>
<b>18E02</b>	<b>Supply of Electricity</b>	<b>89</b>	<b>78</b>	<b>97</b>	<b>78</b>	<b>100</b>	<b>97</b>	<b>88</b>	<b>100</b>

NA - Not Applicable

## **Table - C**

Items in which the States/UTs performance is Very Good (90% and above),  
Good (80% to 90%) and Poor (below 80%) during the period  
April, 2008 to March, 2009

### **1. ANDHRA PRADESH**

#### **Very Good**

Individual Swarozgaries Assisted - SGSY, SHGs provided income generating activities, Food Security:Targeted Public Distribution System(TPDS), Food Security:Antyodaya Anna Yojana(AAY), Houses constructed - IAY, Slipped back habitations and habitations with water quality problems addressed ARWSP, ICDS Blocks Operational (Cum.), Anganwadis Functional (Cum.), Area Covered under Plantation ( Public and Forest Lands), Seedlings Planted ( Public and Forest Lands), Road Constructed-PMGSY, Electricity supplied

#### **Poor**

SC Families Assisted

### **2. ARUNACHAL PRADESH**

#### **Very Good**

Individual Swarozgaries Assisted - SGSY, SHGs provided income generating activities, Food Security:Targeted Public Distribution System(TPDS), Food Security:Antyodaya Anna Yojana(AAY), Houses constructed - IAY, Houses constructed - EWS/LIG, ICDS Blocks Operational (Cum.), Anganwadis Functional (Cum.), Area Covered under Plantation ( Public and Forest Lands), Seedlings Planted ( Public and Forest Lands), Road Constructed- PMGSY, Villages Electrified - RGGVY

#### **Poor**

Habitations covered (NC and PC) - ARWSP, Slipped back habitations and habitations with water quality problems addressed-ARWSP, Electricity supplied

### **3. ASSAM**

#### **Very Good**

SHGs provided income generating activities, Food Security:Targeted Public Distribution System(TPDS), Food Security:Antyodaya Anna Yojana(AAY), Habitations covered (NC and PC) - ARWSP, ICDS Blocks Operational (Cum.), Anganwadis Functional (Cum.), Villages Electrified - RGGVY

#### **Good**

Electricity supplied

#### **Poor**

Individual Swarozgaries Assisted - SGSY, Houses constructed - IAY, Houses constructed - EWS/LIG, Slipped back habitations and habitations with water quality problems addressed-ARWSP, SC Families Assisted, Urban Poor Families Assisted under Seven Point Charter, Area Covered under Plantation ( Public and Forest Lands), Seedlings Planted ( Public and Forest Lands), Road Constructed- PMGSY

### **4. BIHAR**

#### **Very Good**

ICDS Blocks Operational (Cum.), Anganwadis Functional (Cum.), Area Covered under Plantation ( Public and Forest Lands), Seedlings Planted ( Public and Forest Lands), Road Constructed- PMGSY

#### **Good**

Houses constructed - IAY, Electricity supplied

#### **Poor**

Individual Swarozgaries Assisted - SGSY, SHGs provided income generating activities, Food Security:Targeted Public Distribution System(TPDS), Food Security:Antyodaya Anna Yojana(AAY), Slipped back habitations and habitations with water quality problems addressed-ARWSP, SC Families Assisted, Villages Electrified - RGGVY



## **Table - C (Contd.)**

### **5. CHHATISGARH**

#### **Very Good**

Individual Swarozgaries Assisted - SGSY, Food Security:Antyodaya Anna Yojana(AAY), Houses constructed - EWS/LIG, SC Families Assisted, ICDS Blocks Operational (Cum.), Anganwadis Functional (Cum.), Urban Poor Families Assisted under Seven Point Charter, Pumps sets energized, Electricity supplied

#### **Good**

Food Security:Targeted Public Distribution System(TPDS)

#### **Poor**

SHGs provided income generating activities, Houses constructed - IAY, Slipped back habitations and habitations with water quality problems addressed-ARWSP, Area Covered under Plantation ( Public and Forest Lands), Seedlings Planted ( Public and Forest Lands), Road Constructed- PMGSY, Villages Electrified - RGGVY

### **6. DELHI**

#### **Very Good**

Food Security:Targeted Public Distribution System(TPDS), ICDS Blocks Operational (Cum.), Anganwadis Functional (Cum.), Area Covered under Plantation ( Public and Forest Lands), Seedlings Planted ( Public and Forest Lands), Electricity supplied

#### **Good**

Food Security:Antyodaya Anna Yojana(AAY)

#### **Poor**

Houses constructed - EWS/LIG, SC Families Assisted

### **7. GOA**

#### **Very Good**

SHGs provided income generating activities, Food Security:Targeted Public Distribution System(TPDS), SC Families Assisted, ICDS Blocks Operational (Cum.), Anganwadis Functional (Cum.), Seedlings Planted ( Public and Forest Lands), Electricity supplied

#### **Good**

Food Security:Antyodaya Anna Yojana(AAY)

#### **Poor**

Individual Swarozgaries Assisted - SGSY, Houses constructed - IAY, Houses constructed - EWS/LIG, Habitations covered (NC and PC) - ARWSP, Area Covered under Plantation ( Public and Forest Lands), Road Constructed- PMGSY

### **8. GUJARAT**

#### **Very Good**

Individual Swarozgaries Assisted - SGSY, SHGs provided income generating activities, Food Security:Antyodaya Anna Yojana(AAY), Houses constructed - IAY, Houses constructed - EWS/LIG, Slipped back habitations and habitations with water quality problems addressed-ARWSP, SC Families Assisted, ICDS Blocks Operational (Cum.), Anganwadis Functional (Cum.), Urban Poor Families Assisted under Seven Point Charter, Area Covered under Plantation ( Public and Forest Lands), Seedlings Planted ( Public and Forest Lands), Road Constructed- PMGSY, Pumps sets energized, Electricity supplied

#### **Good**

Food Security:Targeted Public Distribution System(TPDS)

## **Table - C (Contd.)**

### **9. HARYANA**

#### **Very Good**

Individual Swarozgaries Assisted - SGSY, SHGs provided income generating activities, Food Security:Antyodaya Anna Yojana(AAY), Houses constructed - IAY, Slipped back habitations and habitations with water quality problems addressed-ARWSP, SC Families Assisted, ICDS Blocks Operational (Cum.), Anganwadis Functional (Cum.), Area Covered under Plantation ( Public and Forest Lands), Seedlings Planted ( Public and Forest Lands), Road Constructed- PMGSY, Pumps sets energized, Electricity supplied

#### **Good**

Houses constructed - EWS/LIG

#### **Poor**

Food Security:Targeted Public Distribution System(TPDS)

### **10. HIMACHAL PRADESH**

#### **Very Good**

Individual Swarozgaries Assisted - SGSY, SHGs provided income generating activities, Food Security:Targeted Public Distribution System(TPDS), Food Security:Antyodaya Anna Yojana(AAY), Houses constructed - IAY, Slipped back habitations and habitations with water quality problems addressed-ARWSP, SC Families Assisted, ICDS Blocks Operational (Cum.), Anganwadis Functional (Cum.), Area Covered under Plantation ( Public and Forest Lands), Seedlings Planted ( Public and Forest Lands), Electricity supplied

#### **Good**

Road Constructed- PMGSY

### **11. JAMMU AND KASHMIR**

#### **Very Good**

Individual Swarozgaries Assisted - SGSY, Food Security:Targeted Public Distribution System(TPDS), Food Security:Antyodaya Anna Yojana(AAY), Houses constructed - IAY, ICDS Blocks Operational (Cum.)

#### **Poor**

SHGs provided income generating activities, Habitations covered (NC and PC) - ARWSP, Slipped back habitations and habitations with water quality problems addressed-ARWSP, SC Families Assisted, Anganwadis Functional (Cum.), Area Covered under Plantation ( Public and Forest Lands), Seedlings Planted ( Public and Forest Lands), Road Constructed- PMGSY, Villages Electrified - RGGVY, Electricity supplied

### **12. JHARKHAND**

#### **Very Good**

Individual Swarozgaries Assisted - SGSY, SHGs provided income generating activities, Food Security:Antyodaya Anna Yojana(AAY), SC Families Assisted, ICDS Blocks Operational (Cum.), Anganwadis Functional (Cum.), Road Constructed- PMGSY, Electricity supplied

#### **Good**

Food Security:Targeted Public Distribution System(TPDS), Houses constructed - IAY

#### **Poor**

Slipped back habitations and habitations with water quality problems addressed-ARWSP, Area Covered under Plantation ( Public and Forest Lands), Seedlings Planted ( Public and Forest Lands), Villages Electrified - RGGVY

## **Table - C (Contd.)**

### **13. KARNATAKA**

#### **Very Good**

Individual Swarozgaries Assisted - SGSY, SHGs provided income generating activities, Food Security:Targeted Public Distribution System(TPDS), Food Security:Antyodaya Anna Yojana(AAY), Houses constructed - IAY, SC Families Assisted, ICDS Blocks Operational (Cum.), Anganwadis Functional (Cum.), Seedlings Planted ( Public and Forest Lands), Road Constructed- PMGSY, Pumps sets energized, Electricity supplied

#### **Poor**

Houses constructed - EWS/LIG, Habitations covered (NC and PC) - ARWSP, Slipped back habitations and habitations with water quality problems addressed-ARWSP, Urban Poor Families Assisted under Seven Point Charter, Area Covered under Plantation ( Public and Forest Lands), Villages Electrified - RGGVY

### **14. KERALA**

#### **Very Good**

Individual Swarozgaries Assisted - SGSY, Food Security:Targeted Public Distribution System(TPDS), Food Security:Antyodaya Anna Yojana(AAY), Houses constructed - IAY, Habitations covered (NC and PC) - ARWSP, Slipped back habitations and habitations with water quality problems addressed-ARWSP, SC Families Assisted, ICDS Blocks Operational (Cum.), Anganwadis Functional (Cum.)

#### **Good**

SHGs provided income generating activities, Electricity supplied

#### **Poor**

Houses constructed - EWS/LIG, Area Covered under Plantation ( Public and Forest Lands), Seedlings Planted ( Public and Forest Lands), Road Constructed- PMGSY

### **15. MADHYA PRADESH**

#### **Very Good**

Individual Swarozgaries Assisted - SGSY, SHGs provided income generating activities, Food Security:Targeted Public Distribution System(TPDS), Food Security:Antyodaya Anna Yojana(AAY), Houses constructed - IAY, Slipped back habitations and habitations with water quality problems addressed-ARWSP, SC Families Assisted, ICDS Blocks Operational (Cum.), Anganwadis Functional (Cum.), Road Constructed- PMGSY, Pumps sets energized

#### **Good**

Electricity supplied

#### **Poor**

Area Covered under Plantation ( Public and Forest Lands), Seedlings Planted ( Public and Forest Lands), Villages Electrified - RGGVY

### **16. MAHARASHTRA**

#### **Very Good**

SHGs provided income generating activities, Houses constructed - EWS/LIG, Slipped back habitations and habitations with water quality problems addressed-ARWSP, ICDS Blocks Operational (Cum.), Anganwadis Functional (Cum.), Area Covered under Plantation ( Public and Forest Lands), Seedlings Planted ( Public and Forest Lands)

#### **Good**

Food Security:Targeted Public Distribution System(TPDS), Food Security:Antyodaya Anna Yojana(AAY), Urban Poor Families Assisted under Seven Point Charter

#### **Poor**

Individual Swarozgaries Assisted - SGSY, Houses constructed - IAY, Habitations covered (NC and PC) - ARWSP, SC Families Assisted, Road Constructed- PMGSY, Electricity supplied

## **Table - C (Contd.)**

### **17. MANIPUR**

#### **Very Good**

**Food Security:Targeted Public Distribution System(TPDS), ICDS Blocks Operational (Cum.), Anganwadis Functional (Cum.), Seedlings Planted ( Public and Forest Lands), Villages Electrified - RGGVY**

#### **Good**

**Food Security:Antyodaya Anna Yojana(AAY), Houses constructed - IAY, Area Covered under Plantation ( Public and Forest Lands), Electricity supplied**

#### **Poor**

**Individual Swarozgaries Assisted - SGSY, SHGs provided income generating activities, SC Families Assisted, Road Constructed- PMGSY**

### **18. MEGHALAYA**

#### **Very Good**

**SHGs provided income generating activities, Food Security:Targeted Public Distribution System(TPDS), Food Security:Antyodaya Anna Yojana(AAY), ICDS Blocks Operational (Cum.), Anganwadis Functional (Cum.), Urban Poor Families Assisted under Seven Point Charter, Villages Electrified - RGGVY**

#### **Good**

**Electricity supplied**

#### **Poor**

**Individual Swarozgaries Assisted - SGSY, Houses constructed - IAY, Habitations covered (NC and PC) - ARWSP, Slipped back habitations and habitations with water quality problems addressed-ARWSP, Area Covered under Plantation ( Public and Forest Lands), Seedlings Planted ( Public and Forest Lands), Road Constructed- PMGSY**

### **19. MIZORAM**

#### **Very Good**

**Food Security:Targeted Public Distribution System(TPDS), Food Security:Antyodaya Anna Yojana(AAY), Houses constructed - IAY, ICDS Blocks Operational (Cum.), Anganwadis Functional (Cum.)**

#### **Good**

**Electricity supplied**

#### **Poor**

**Individual Swarozgaries Assisted - SGSY, SHGs provided income generating activities, Houses constructed - EWS/LIG, Slipped back habitations and habitations with water quality problems addressed-ARWSP, Area Covered under Plantation ( Public and Forest Lands), Seedlings Planted ( Public and Forest Lands), Road Constructed- PMGSY, Villages Electrified - RGGVY**

### **20. NAGALAND**

#### **Very Good**

**Food Security:Targeted Public Distribution System(TPDS), Food Security:Antyodaya Anna Yojana(AAY), Houses constructed - IAY, ICDS Blocks Operational (Cum.), Anganwadis Functional (Cum.), Electricity supplied**

#### **Poor**

**Individual Swarozgaries Assisted - SGSY, SHGs provided income generating activities, Habitations covered (NC and PC) - ARWSP, Slipped back habitations and habitations with water quality problems addressed-ARWSP, Area Covered under Plantation ( Public and Forest Lands), Seedlings Planted ( Public and Forest Lands), Road Constructed- PMGSY, Villages Electrified - RGGVY**

## **Table - C (Contd.)**

### **21. ORISSA**

#### **Very Good**

SHGs provided income generating activities, Food Security:Targeted Public Distribution System(TPDS), Food Security:Antyodaya Anna Yojana(AAY), Houses constructed - EWS/LIG, Slipped back habitations and habitations with water quality problems addressed-ARWSP, SC Families Assisted, ICDS Blocks Operational (Cum.), Anganwadis Functional (Cum.), Area Covered under Plantation ( Public and Forest Lands), Villages Electrified - RGGVY, Electricity supplied

#### **Good**

Seedlings Planted ( Public and Forest Lands)

#### **Poor**

Individual Swarozgaries Assisted - SGSY, Houses constructed - IAY, Road Constructed- PMGSY

### **22. PUDUCHERRY**

#### **Very Good**

SHGs provided income generating activities, Slipped back habitations and habitations with water quality problems addressed-ARWSP, ICDS Blocks Operational (Cum.), Anganwadis Functional (Cum.), Area Covered under Plantation ( Public and Forest Lands), Seedlings Planted ( Public and Forest Lands)

#### **Good**

Electricity supplied

#### **Poor**

Individual Swarozgaries Assisted - SGSY, Food Security:Targeted Public Distribution System(TPDS), Food Security:Antyodaya Anna Yojana(AAY), Houses constructed - IAY, Houses constructed - EWS/LIG, Habitations covered (NC and PC) - ARWSP, SC Families Assisted

### **23. PUNJAB**

#### **Very Good**

Individual Swarozgaries Assisted - SGSY, Houses constructed - IAY, ICDS Blocks Operational (Cum.), Anganwadis Functional (Cum.)

#### **Good**

Pumps sets energized, Electricity supplied

#### **Poor**

SHGs provided income generating activities, Food Security:Targeted Public Distribution System(TPDS), Food Security:Antyodaya Anna Yojana(AAY), Habitations covered (NC and PC) - ARWSP, Slipped back habitations and habitations with water quality problems addressed-ARWSP, SC Families Assisted, Area Covered under Plantation ( Public and Forest Lands), Seedlings Planted ( Public and Forest Lands), Road Constructed- PMGSY

### **24. RAJASTHAN**

#### **Very Good**

Individual Swarozgaries Assisted - SGSY, SHGs provided income generating activities, Food Security:Targeted Public Distribution System(TPDS), Food Security:Antyodaya Anna Yojana(AAY), Houses constructed - IAY, Houses constructed - EWS/LIG, Slipped back habitations and habitations with water quality problems addressed-ARWSP, SC Families Assisted, ICDS Blocks Operational (Cum.), Anganwadis Functional (Cum.), Area Covered under Plantation ( Public and Forest Lands), Seedlings Planted ( Public and Forest Lands), Road Constructed- PMGSY, Villages Electrified - RGGVY, Pumps sets energized, Electricity supplied

#### **Poor**

Habitations covered (NC and PC) - ARWSP

## **Table - C (Contd.)**

### **25. SIKKIM**

#### **Very Good**

Individual Swarozgaries Assisted - SGSY, Food Security:Targeted Public Distribution System(TPDS), Food Security:Antyodaya Anna Yojana(AAY), Houses constructed - IAY, Houses constructed - EWS/LIG, ICDS Blocks Operational (Cum.), Anganwadis Functional (Cum.), Urban Poor Families Assisted under Seven Point Charter, Road Constructed- PMGSY, Electricity supplied

#### **Poor**

SHGs provided income generating activities, Slipped back habitations and habitations with water quality problems addressed-ARWSP, SC Families Assisted, Area Covered under Plantation ( Public and Forest Lands), Seedlings Planted ( Public and Forest Lands), Villages Electrified - RGGVY

### **26. TAMIL NADU**

#### **Very Good**

Individual Swarozgaries Assisted - SGSY, SHGs provided income generating activities, Food Security:Targeted Public Distribution System(TPDS), Food Security:Antyodaya Anna Yojana(AAY), Houses constructed - IAY, Slipped back habitations and habitations with water quality problems addressed-ARWSP, SC Families Assisted, ICDS Blocks Operational (Cum.), Anganwadis Functional (Cum.), Area Covered under Plantation ( Public and Forest Lands), Road Constructed- PMGSY, Electricity supplied

#### **Good**

Urban Poor Families Assisted under Seven Point Charter, Pumps sets energized

#### **Poor**

Seedlings Planted ( Public and Forest Lands)

### **27. TRIPURA**

#### **Very Good**

Food Security:Targeted Public Distribution System(TPDS), Food Security:Antyodaya Anna Yojana(AAY), Houses constructed - IAY, Slipped back habitations and habitations with water quality problems addressed-ARWSP, ICDS Blocks Operational (Cum.), Anganwadis Functional (Cum.), Seedlings Planted ( Public and Forest Lands), Electricity supplied

#### **Poor**

Individual Swarozgaries Assisted - SGSY, SHGs provided income generating activities, Houses constructed - EWS/LIG, SC Families Assisted, Area Covered under Plantation ( Public and Forest Lands), Road Constructed- PMGSY, Villages Electrified - RGGVY

### **28. UTTARAKHAND**

#### **Very Good**

Individual Swarozgaries Assisted - SGSY, SHGs provided income generating activities, Houses constructed - IAY, Slipped back habitations and habitations with water quality problems addressed-ARWSP, SC Families Assisted, ICDS Blocks Operational (Cum.), Anganwadis Functional (Cum.), Area Covered under Plantation ( Public and Forest Lands), Seedlings Planted ( Public and Forest Lands), Road Constructed-PMGSY, Villages Electrified - RGGVY, Pumps sets energized, Electricity supplied

#### **Good**

Food Security:Targeted Public Distribution System(TPDS), Food Security:Antyodaya Anna Yojana(AAY)

#### **Poor**

Habitations covered (NC and PC) - ARWSP

## **Table - C (Contd.)**

### **29. UTTAR PRADESH**

#### **Very Good**

Individual Swarozgaries Assisted - SGSY, Food Security:Antyodaya Anna Yojana(AAY), Houses constructed - IAY, ICDS Blocks Operational (Cum.), Anganwadis Functional (Cum.), Area Covered under Plantation ( Public and Forest Lands), Seedlings Planted ( Public and Forest Lands)

#### **Good**

SHGs provided income generating activities, Food Security:Targeted Public Distribution System(TPDS), SC Families Assisted

#### **Poor**

Slipped back habitations and habitations with water quality problems addressed-ARWSP, Road Constructed- PMGSY, Villages Electrified - RGGVY, Electricity supplied

### **30. WEST BENGAL**

#### **Very Good**

Individual Swarozgaries Assisted - SGSY, Food Security:Targeted Public Distribution System(TPDS), Houses constructed - EWS/LIG, ICDS Blocks Operational (Cum.), Anganwadis Functional (Cum.), Road Constructed- PMGSY, Electricity supplied

#### **Good**

Food Security:Antyodaya Anna Yojana(AAY)

#### **Poor**

SHGs provided income generating activities, Houses constructed - IAY, Slipped back habitations and habitations with water quality problems addressed-ARWSP, SC Families Assisted, Area Covered under Plantation ( Public and Forest Lands), Seedlings Planted ( Public and Forest Lands), Villages Electrified - RGGVY, Pumps sets energized

### **31. ANDAMAN AND NICOBAR ISLANDS**

#### **Very Good**

Individual Swarozgaries Assisted - SGSY, SHGs provided income generating activities, ICDS Blocks Operational (Cum.), Anganwadis Functional (Cum.), Area Covered under Plantation ( Public and Forest Lands), Seedlings Planted ( Public and Forest Lands)

#### **Good**

Food Security:Antyodaya Anna Yojana(AAY)

#### **Poor**

Food Security:Targeted Public Distribution System(TPDS), Houses constructed - IAY, Habitations covered (NC and PC) - ARWSP, Slipped back habitations and habitations with water quality problems addressed-ARWSP, Electricity supplied

### **32. CHANDIGARH**

#### **Very Good**

SC Families Assisted, ICDS Blocks Operational (Cum.), Anganwadis Functional (Cum.), Area Covered under Plantation ( Public and Forest Lands), Seedlings Planted ( Public and Forest Lands), Electricity supplied

#### **Poor**

Food Security:Targeted Public Distribution System(TPDS), Food Security:Antyodaya Anna Yojana(AAY)

**Table - C (Contd.)**  
**33. DADRA AND NAGAR HAVELI**

**Very Good**

Food Security:Targeted Public Distribution System(TPDS), Food Security:Antyodaya Anna Yojana(AAY), ICDS Blocks Operational (Cum.), Anganwadis Functional (Cum.), Area Covered under Plantation ( Public and Forest Lands), Seedlings Planted ( Public and Forest Lands), Electricity supplied

**Poor**

Individual Swarozgaries Assisted - SGSY, SHGs provided income generating activities, Houses constructed - IAY

**34. DAMAN AND DIU**

**Very Good**

ICDS Blocks Operational (Cum.), Anganwadis Functional (Cum.), Area Covered under Plantation ( Public and Forest Lands), Seedlings Planted ( Public and Forest Lands)

**Good**

Electricity supplied

**Poor**

Individual Swarozgaries Assisted - SGSY, SHGs provided income generating activities, Food Security:Targeted Public Distribution System(TPDS), Food Security:Antyodaya Anna Yojana(AAY), Houses constructed - IAY

**35. LAKSHADWEEP**

**Very Good**

Individual Swarozgaries Assisted - SGSY, Food Security:Antyodaya Anna Yojana(AAY), ICDS Blocks Operational (Cum.), Anganwadis Functional (Cum.), Area Covered under Plantation ( Public and Forest Lands), Seedlings Planted ( Public and Forest Lands), Electricity supplied

**Good**

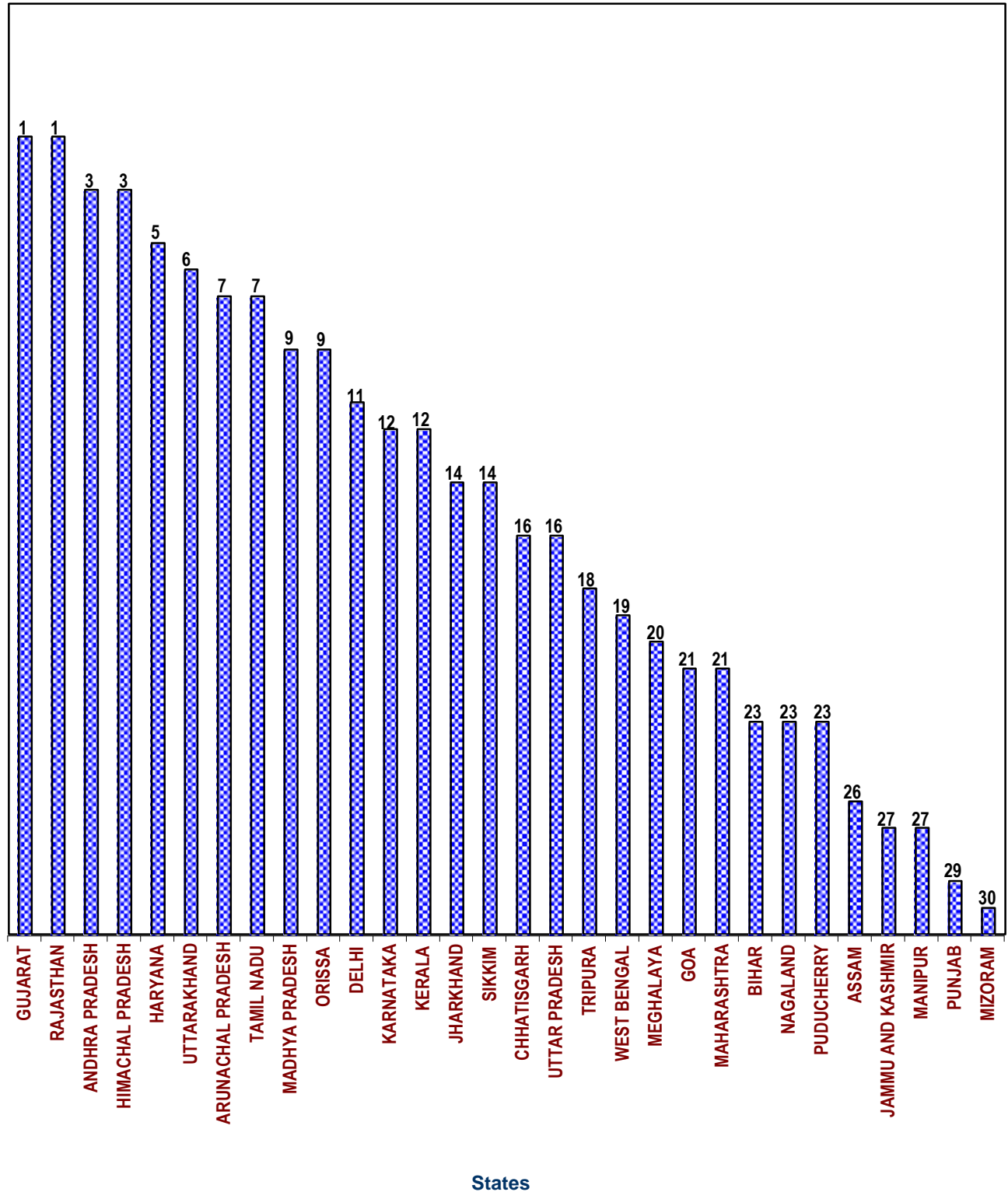
Food Security:Targeted Public Distribution System(TPDS), Houses constructed - IAY

**Poor**

SHGs provided income generating activities, Habitations covered (NC and PC) - ARWSP



## Ranking of States: During April, 2008-March, 2009



**Table - D**

**SCORE CARD AND RANKING OF STATES ACCORDING TO THEIR PERFORMANCE**  
**During the period April, 2008 to March, 2009**

States	No. of Items/ Parameters	Max Score	Parameters in category				Total Marks	% Ach.	RANK
			A	B	C	D			
GUJARAT	16	48	15	0	1	0	46	96	1
RAJASTHAN	17	51	16	0	1	0	49	96	1
ANDHRA PRADESH	13	39	12	0	1	0	37	95	3
HIMACHAL PRADESH	13	39	12	0	1	0	37	95	3
HARYANA	15	45	13	1	1	0	42	93	5
UTTARAKHAND	16	48	13	0	3	0	42	88	6
ARUNACHAL PRADESH	15	45	12	0	3	0	39	87	7
TAMIL NADU	15	45	12	0	3	0	39	87	7
MADHYA PRADESH	15	45	11	0	4	0	37	82	9
ORISSA	15	45	11	0	4	0	37	82	9
DELHI	9	27	6	0	3	0	21	78	11
KARNATAKA	18	54	12	0	5	1	41	76	12
KERALA	15	45	9	1	5	0	34	76	12
JHARKHAND	14	42	8	0	6	0	30	71	14
SIKKIM	16	48	10	0	4	2	34	71	14
CHHATISGARH	17	51	9	0	8	0	35	69	16
UTTAR PRADESH	14	42	7	1	6	0	29	69	16
TRIPURA	15	45	8	0	6	1	30	67	18
WEST BENGAL	16	48	7	1	8	0	31	65	19
MEGHALAYA	15	45	7	0	8	0	29	64	20
GOA	14	42	7	0	5	2	26	62	21
MAHARASHTRA	16	48	7	0	9	0	30	62	21
BIHAR	14	42	5	1	8	0	25	60	23
NAGALAND	14	42	6	0	7	1	25	60	23
PUDUCHERRY	14	42	6	0	7	1	25	60	23
ASSAM	17	51	7	1	7	2	30	59	26
JAMMU AND KASHMIR	15	45	5	1	8	1	25	56	27
MANIPUR	13	39	5	0	7	1	22	56	27
PUNJAB	15	45	4	1	10	0	24	53	29
MIZORAM	14	42	5	0	7	2	22	52	30

**NORMS FOR RANKING**

The criteria for performance assessment of States is as follows:

	<b><u>Marks</u></b>
Category "A" Where the Achievement is 90% or above of the target	3
Category "B" Where the Achievement is above National Average	2
Category "C" Where the Achievement is below National Average	1
Category "D" Where their is NIL Performance	0

**Note:** For ranking of the states, the All-India Percent achievement is taken as the National Average.

**PART - II**

**TWENTY POINT PROGRAMME - 2006**

**ITEM-WISE PERFORMANCE TABLES**

Table - 1

## Employment generation under the NREG Scheme

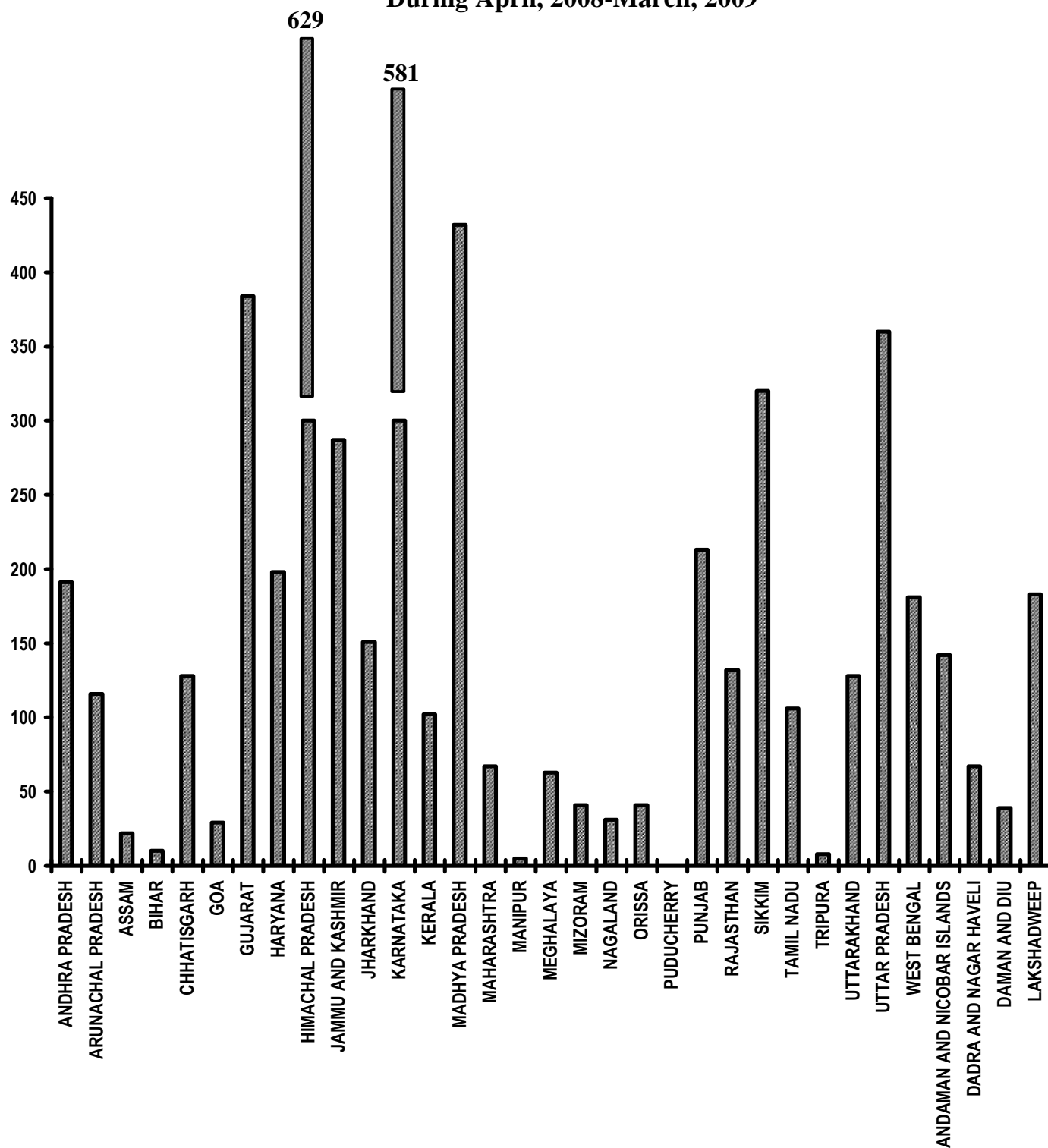
Sl. No.	State/UT Name	No. of job cards issued (Number) April,2008-March,2009	Employment generated (Number) April,2008-March,2009	Wages given (Rupees) April,2008-March,2009
(1)	(2)	(3)	(4)	(5)
1	ANDHRA PRADESH	47,53,055	22,40,69,181	20,56,03,00,000
2	ARUNACHAL PRADESH	1,32,267	1,89,09,000	19,06,06,000
3	ASSAM	29,69,266	7,48,78,000	6,05,29,35,000
4	BIHAR	1,02,99,609	9,91,21,000	13,05,84,80,000
5	CHHATISGARH	33,54,795	12,43,13,000	9,10,05,65,000
6	DELHI	0	0	0
7	GOA	8,043	878	30,500
8	GUJARAT	28,77,309	2,12,61,000	1,46,10,28,000
9	HARYANA	3,76,537	59,54,000	84,87,93,000
10	HIMACHAL PRADESH	8,49,993	2,05,28,000	2,16,69,89,000
11	JAMMU AND KASHMIR	4,83,609	75,11,750	62,80,99,000
12	JHARKHAND	15,27,775	7,72,42,413	7,88,40,90,007
13	KARNATAKA	34,42,759	2,71,56,000	2,16,19,92,000
14	KERALA	18,42,633	1,82,94,097	2,34,49,02,000
15	MADHYA PRADESH	1,12,25,415	24,76,00,000	18,47,68,42,000
16	MAHARASHTRA	48,19,855	4,18,98,000	3,49,42,93,000
17	MANIPUR	6,06,619	2,86,93,000	2,33,56,10,000
18	MEGHALAYA	2,98,755	86,28,000	82,20,00,000
19	MIZORAM	0	0	0
20	NAGALAND	2,97,000	2,02,70,000	2,61,51,54,000
21	ORISSA	10,21,525	4,20,64,000	3,88,55,60,000
22	PUDUCHERRY	70,989	1,65,000	1,28,44,000
23	PUNJAB	5,24,928	40,14,000	47,04,29,000
24	RAJASTHAN	84,68,740	48,29,38,000	43,81,53,27,000
25	SIKKIM	66,292	26,82,656	42,43,69,700
26	TAMIL NADU	86,52,235	12,21,60,000	9,77,02,65,100
27	TRIPURA	6,00,615	3,51,12,000	4,90,47,00,000
28	UTTARAKHAND	4,59,019	1,04,33,200	90,79,99,200
29	UTTAR PRADESH	50,98,991	21,75,17,563	21,75,15,13,300
30	WEST BENGAL	9,77,994	7,86,62,000	6,15,22,41,000
31	ANDAMAN AND NICOBAR ISLANDS	23,313	99,595	1,24,47,666
32	CHANDIGARH	0	0	0
33	DADRA AND NAGAR HAVELI	8,100	48,841	52,41,000
34	DAMAN AND DIU	120	120	2,07,980
35	LAKSHADWEEP	2,896	1,25,500	1,28,73,000
<b>Grand Total</b>		<b>7,61,41,051</b>	<b>2,06,23,49,794</b>	<b>1,86,32,87,26,453</b>

# Swaranjayanti Gram Swarojgar Yojana

## Individual Swarojgaries Assisted

% Achievement of Target

During April, 2008-March, 2009



States

Table - 2

**Swaranjayanti Gram Swarojgar Yojana  
Individual Swarojgar Assisted  
(Unit: Number)**

Sl. No.	State/UT Name	Target 2008-2009	Achievement April,2008-March,2009	Percent Achievement April,2008-March,2009
(1)	(2)	(3)	(4)	(4)/(3)
1	ANDHRA PRADESH	20,231	38,555	191
2	ARUNACHAL PRADESH	1,055	1,223	116
3	ASSAM	27,423	6,040	22
4	BIHAR	48,127	4,976	10
5	CHHATISGARH	10,688	13,631	128
6	GOA	238	69	29
7	GUJARAT	7,615	29,271	384
8	HARYANA	4,480	8,878	198
9	HIMACHAL PRADESH	1,886	11,863	629
10	JAMMU AND KASHMIR	2,335	6,699	287
11	JHARKHAND	18,146	27,340	151
12	KARNATAKA	15,277	88,794	581
13	KERALA	6,854	6,976	102
14	MADHYA PRADESH	22,905	99,017	432
15	MAHARASHTRA	30,200	20,178	67
16	MANIPUR	1,839	91	5
17	MEGHALAYA	2,060	1,303	63
18	MIZORAM	477	195 *	41
19	NAGALAND	1,414	445	31
20	ORISSA	23,138	9,575	41
21	PUDUCHERRY	286	0	0
22	PUNJAB	2,177	4,639	213
23	RAJASTHAN	11,600	15,260	132
24	SIKKIM	528	1,689	320
25	TAMIL NADU	17,889	18,950	106
26	TRIPURA	3,320	260 *	8
27	UTTARAKHAND	3,648	4,653	128
28	UTTAR PRADESH	69,286	2,49,450	360
29	WEST BENGAL	25,715	46,496	181
30	ANDAMAN AND NICOBAR ISLANDS	36	51	142
31	DADRA AND NAGAR HAVELI	36	24	67
32	DAMAN AND DIU	36	14	39
33	LAKSHADWEEP	36	66	183
<b>Grand Total</b>		<b>3,80,981</b>	<b>7,16,671</b>	<b>188</b>

**Very Good:(90% or above of targets)**

ANDHRA PRADESH, ARUNACHAL PRADESH, CHHATISGARH, GUJARAT, HARYANA, HIMACHAL PRADESH, JAMMU AND KASHMIR, JHARKHAND, KARNATAKA, KERALA, MADHYA PRADESH, PUNJAB, RAJASTHAN, SIKKIM, TAMIL NADU, UTTARAKHAND, UTTAR PRADESH, WEST BENGAL, ANDAMAN AND NICOBAR ISLANDS, LAKSHADWEEP

**Poor:(Below 80% of targets)**

ASSAM, BIHAR, GOA, MAHARASHTRA, MANIPUR, MEGHALAYA, MIZORAM, NAGALAND, ORISSA, PUDUCHERRY, TRIPURA, DADRA AND NAGAR HAVELI, DAMAN AND DIU

\* Figures furnished by Ministry of Rural Development

Table - 3(A)

**Self Help Groups (SHG)**  
(Unit: Number)

		Formed under SGSY (Number) April,2008- March,2009
Sl. No.	State/UT Name	
(1)	(2)	(3)
1	ANDHRA PRADESH	53,095
2	ARUNACHAL PRADESH	92
3	ASSAM	21,869
4	BIHAR	20,407
5	CHHATISGARH	4,945
6	DELHI	0
7	GOA	96
8	GUJARAT	56,648
9	HARYANA	4,506
10	HIMACHAL PRADESH	1,402
11	JAMMU AND KASHMIR	945
12	JHARKHAND	13,150
13	KARNATAKA	7,384
14	KERALA	1,222
15	MADHYA PRADESH	45,257
16	MAHARASHTRA	31,737
17	MANIPUR	258
18	MEGHALAYA	527
19	MIZORAM	0
20	NAGALAND	507
21	ORISSA	13,163
22	PUDUCHERRY	210
23	PUNJAB	771
24	RAJASTHAN	1,65,941
25	SIKKIM	287
26	TAMIL NADU	15,000
27	TRIPURA	3,245
28	UTTARAKHAND	1,320
29	UTTAR PRADESH	36,283
30	WEST BENGAL	33,398
31	ANDAMAN AND NICOBAR ISLANDS	46
32	CHANDIGARH	0
33	DADRA AND NAGAR HAVELI	0
34	DAMAN AND DIU	0
35	LAKSHADWEEP	0
<b>Grand Total</b>		<b>5,33,711</b>

# Self Help Groups (SHG)

## To whom income generating activities provided

% Achievement of Target  
During April, 2008-March, 2009

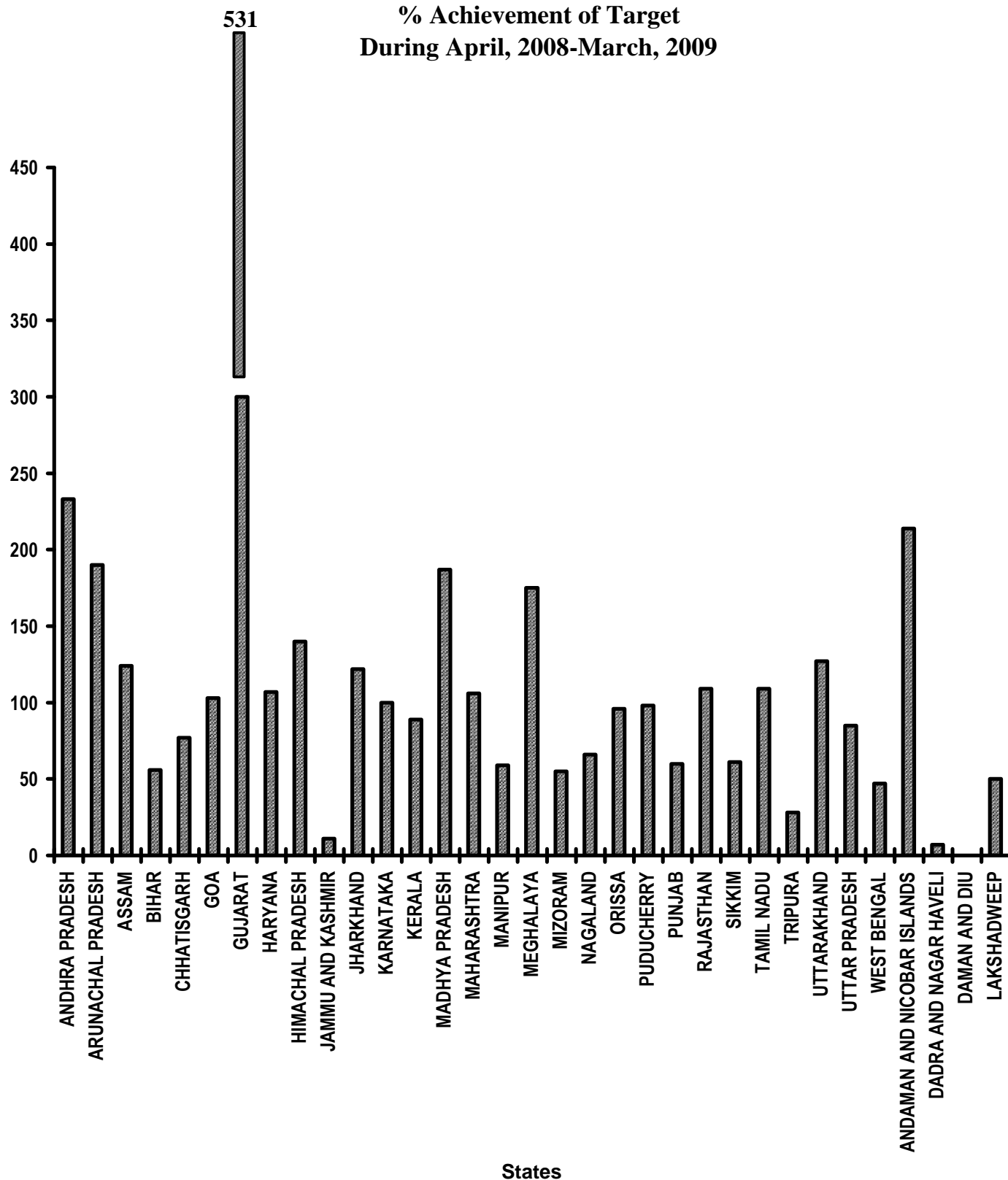




Table - 3(B)

**Self Help Groups (SHG)**  
**To whom income generating activities provided**  
**(Unit: Number)**

Sl. No.	State/UT Name	Target 2008-2009	Achievement April,2008-March,2009	Percent Achievement April,2008-March,2009
(1)	(2)	(3)	(4)	(4)/(3)
1	ANDHRA PRADESH	7,337	17,083	233
2	ARUNACHAL PRADESH	383	726	190
3	ASSAM	9,946	12,304	124
4	BIHAR	17,454	9,744	56
5	CHHATISGARH	3,876	3,001	77
6	GOA	86	89	103
7	GUJARAT	2,762	14,667	531
8	HARYANA	1,625	1,736	107
9	HIMACHAL PRADESH	684	958	140
10	JAMMU AND KASHMIR	846	90	11
11	JHARKHAND	6,580	8,003	122
12	KARNATAKA	5,540	5,542	100
13	KERALA	2,486	2,214	89
14	MADHYA PRADESH	8,306	15,515	187
15	MAHARASHTRA	10,954	11,604	106
16	MANIPUR	666	396	59
17	MEGHALAYA	746	1,303	175
18	MIZORAM	173	95 *	55
19	NAGALAND	512	336	66
20	ORISSA	8,391	8,066	96
21	PUDUCHERRY	104	102	98
22	PUNJAB	789	474	60
23	RAJASTHAN	4,206	4,600	109
24	SIKKIM	191	116	61
25	TAMIL NADU	6,488	7,061	109
26	TRIPURA	1,204	341	28
27	UTTARAKHAND	1,323	1,684	127
28	UTTAR PRADESH	25,128	21,409	85
29	WEST BENGAL	9,326	4,403	47
30	ANDAMAN AND NICOBAR ISLANDS	14	30	214
31	DADRA AND NAGAR HAVELI	14	1	7
32	DAMAN AND DIU	14	0	0
33	LAKSHADWEEP	14	7	50
<b>Grand Total</b>		<b>1,38,168</b>	<b>1,53,700</b>	<b>111</b>

**Very Good:(90% or above of targets)**

ANDHRA PRADESH, ARUNACHAL PRADESH, ASSAM, GOA, GUJARAT, HARYANA, HIMACHAL PRADESH, JHARKHAND, KARNATAKA, MADHYA PRADESH, MAHARASHTRA, MEGHALAYA, ORISSA, PUDUCHERRY, RAJASTHAN, TAMIL NADU, UTTARAKHAND, ANDAMAN AND NICOBAR ISLANDS

**Good:(Between 80% to 90% targets)**

KERALA, UTTAR PRADESH

**Poor:(Below 80% of targets)**

BIHAR, CHHATISGARH, JAMMU AND KASHMIR, MANIPUR, MIZORAM, NAGALAND, PUNJAB, SIKKIM, TRIPURA, WEST BENGAL, DADRA AND NAGAR HAVELI, DAMAN AND DIU, LAKSHADWEEP

\* Figures furnished by Ministry of Rural Development

Table - 4

**Distribution of waste land to the landless**  
(Unit: Hectare)

		<b>Total Land Distributed (Hectare) April,2008- March,2009</b>
<b>Sl. No.</b>	<b>State/UT Name</b>	
<b>(1)</b>	<b>(2)</b>	<b>(3)</b>
1	ANDHRA PRADESH	3,090
2	ARUNACHAL PRADESH	0
3	ASSAM	45
4	BIHAR	26
5	CHHATISGARH	24,567
6	DELHI	0
7	GOA	0
8	GUJARAT	3,680
9	HARYANA	0
10	JAMMU AND KASHMIR	0
11	JHARKHAND	837
12	KARNATAKA	0
13	KERALA	0
14	MADHYA PRADESH	54,333
15	MAHARASHTRA	0
16	MANIPUR	0
17	MEGHALAYA	0
18	MIZORAM	0
19	NAGALAND	0
20	ORISSA	1,670
21	PUDUCHERRY	0
22	PUNJAB	0
23	RAJASTHAN	0
24	SIKKIM	60
25	TAMIL NADU	12,733
26	TRIPURA	0
27	UTTARAKHAND	0
28	UTTAR PRADESH	5,947
29	WEST BENGAL	0
30	ANDAMAN AND NICOBAR ISLANDS	0
31	CHANDIGARH	0
32	DADRA AND NAGAR HAVELI	0
33	DAMAN AND DIU	0
34	LAKSHADWEEP	0
<b>Grand Total</b>		<b>1,06,988</b>

Table - 5(A)

## Minimum Wages Enforcement (including Farm Labour)

Sl. No.	State/UT Name	Agriculture and Farm Workers: Inspections made (Number)	Agriculture and Farm Workers: Irregularities detected (Number)	Agriculture and Farm Workers: Irregularities rectified (Number)
		April,2008-March,2009	April,2008-March,2009	April,2008-March,2009
(1)	(2)	(3)	(4)	(5)
1	ANDHRA PRADESH	0	0	0
2	ARUNACHAL PRADESH	0	0	0
3	ASSAM	0	0	0
4	BIHAR	1,37,952	20,562	20,631
5	CHHATISGARH	0	0	0
6	DELHI	0	0	0
7	GOA	2	14	0
8	GUJARAT	58,389	9,229	12,630
9	HARYANA	0	0	0
10	HIMACHAL PRADESH	0	0	0
11	JAMMU AND KASHMIR	0	0	0
12	JHARKHAND	0	0	0
13	KARNATAKA	0	0	0
14	KERALA	2	2	0
15	MADHYA PRADESH	0	0	0
16	MAHARASHTRA	0	0	0
17	MANIPUR	0	0	0
18	MEGHALAYA	74	0	0
19	MIZORAM	0	0	0
20	NAGALAND	0	0	0
21	ORISSA	14,527	9,078	7,351
22	PUDUCHERRY	0	4,155	0
23	PUNJAB	157	0	0
24	RAJASTHAN	1,944	9	5
25	SIKKIM	0	0	0
26	TAMIL NADU	0	0	0
27	TRIPURA	0	0	0
28	UTTARAKHAND	174	17	17
29	UTTAR PRADESH	16,448	4,357	0
30	WEST BENGAL	0	0	0
31	ANDAMAN AND NICOBAR ISLANDS	0	0	0
32	CHANDIGARH	0	0	0
33	DADRA AND NAGAR HAVELI	0	0	0
34	DAMAN AND DIU	0	0	0
35	LAKSHADWEEP	0	0	0
<b>Grand Total</b>		<b>2,29,669</b>	<b>47,423</b>	<b>40,634</b>

Table - 5(B)

**Minimum Wages Enforcement (including Farm Labour)**  
(Unit: Number)

Sl. No.	State/UT Name	Agriculture and Farm Workers: Claims filed (Number) April,2008-March,2009	Agriculture and Farm Workers: Claims settled (Number) April,2008-March,2009
		(3)	(4)
1	ANDHRA PRADESH	0	0
2	ARUNACHAL PRADESH	0	0
3	ASSAM	0	0
4	BIHAR	7,057	6,814
5	CHHATISGARH	0	0
6	DELHI	0	0
7	GOA	0	0
8	GUJARAT	8	2
9	HARYANA	11	53
10	HIMACHAL PRADESH	0	0
11	JAMMU AND KASHMIR	0	0
12	JHARKHAND	0	0
13	KARNATAKA	0	0
14	KERALA	0	0
15	MADHYA PRADESH	0	0
16	MAHARASHTRA	0	0
17	MANIPUR	0	0
18	MEGHALAYA	0	0
19	MIZORAM	0	0
20	NAGALAND	0	0
21	ORISSA	0	0
22	PUDUCHERRY	0	0
23	PUNJAB	0	0
24	RAJASTHAN	11	8
25	SIKKIM	0	0
26	TAMIL NADU	0	0
27	TRIPURA	0	0
28	UTTARAKHAND	4	0
29	UTTAR PRADESH	0	0
30	WEST BENGAL	0	0
31	ANDAMAN AND NICOBAR ISLANDS	0	0
32	CHANDIGARH	0	0
33	DADRA AND NAGAR HAVELI	0	0
34	DAMAN AND DIU	0	0
35	LAKSHADWEEP	0	0
<b>Grand Total</b>		<b>7,091</b>	<b>6,877</b>

Table - 5(C)

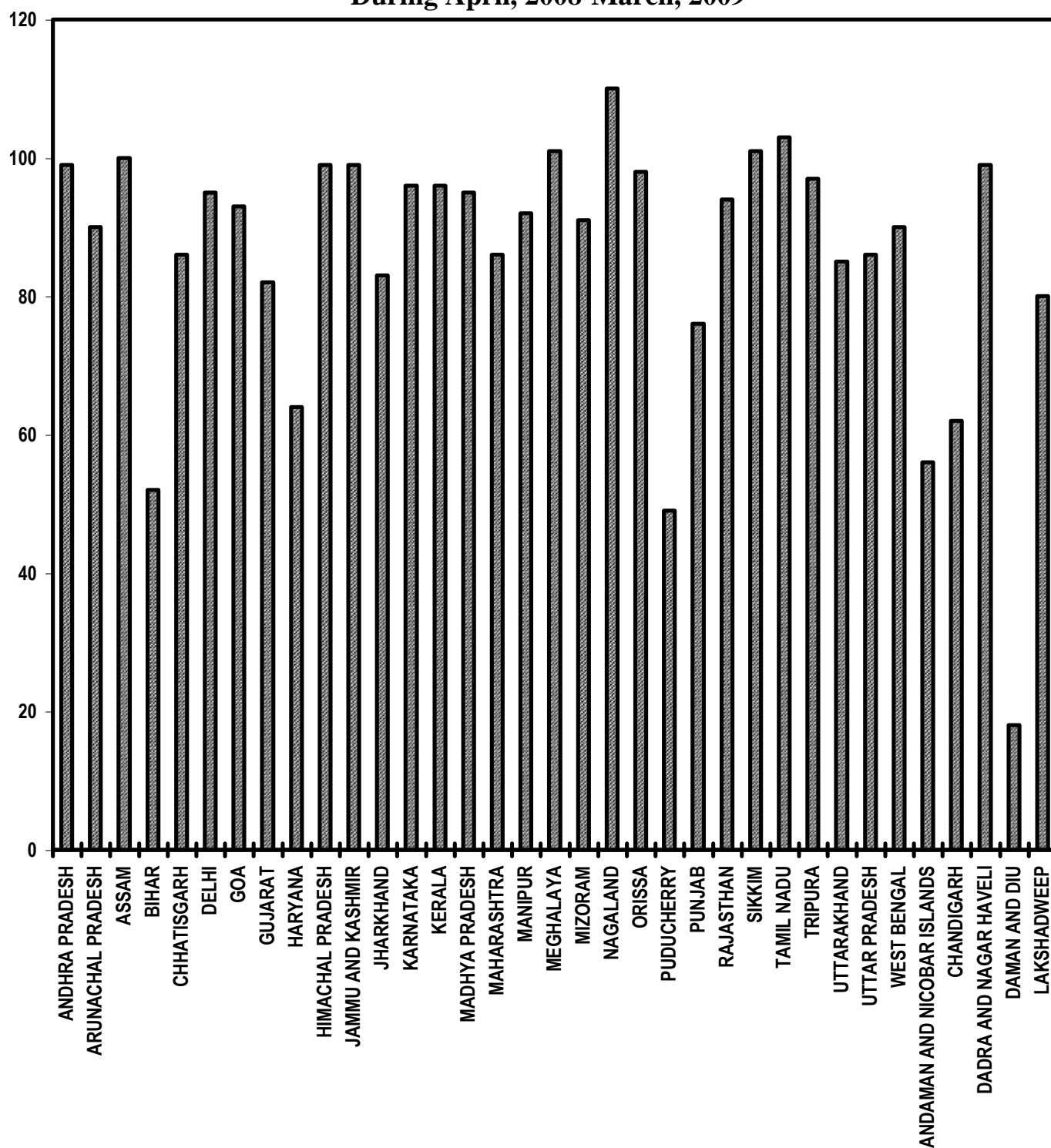
## Minimum Wages Enforcement (including Farm Labour)

Sl. No.	State/UT Name	Agriculture and Farm Workers: Prosecution cases Pending (Number) April,2008-March,2009	Agriculture and Farm Workers: Prosecution cases filed (Number) April,2008-March,2009	Agriculture and Farm Workers: Prosecution cases decided (Number) April,2008-March,2009
		(3)	(4)	(5)
1	ANDHRA PRADESH	0	0	0
2	ARUNACHAL PRADESH	0	0	0
3	ASSAM	0	0	0
4	BIHAR	3,616	2	0
5	CHHATISGARH	0	0	0
6	DELHI	0	0	0
7	GOA	8	8	0
8	GUJARAT	11,003	67	173
9	HARYANA	0	0	0
10	HIMACHAL PRADESH	0	0	0
11	JAMMU AND KASHMIR	0	0	0
12	JHARKHAND	0	0	0
13	KARNATAKA	0	0	0
14	KERALA	0	0	0
15	MADHYA PRADESH	0	0	0
16	MAHARASHTRA	0	0	0
17	MANIPUR	0	0	0
18	MEGHALAYA	0	0	0
19	MIZORAM	0	0	0
20	NAGALAND	0	0	0
21	ORISSA	1,480	2	0
22	PUDUCHERRY	0	0	0
23	PUNJAB	0	0	0
24	RAJASTHAN	3	0	2
25	SIKKIM	0	0	0
26	TAMIL NADU	0	0	0
27	TRIPURA	0	0	0
28	UTTARAKHAND	1	7	1
29	UTTAR PRADESH	127	4	4
30	WEST BENGAL	0	0	0
31	ANDAMAN AND NICOBAR ISLANDS	0	0	0
32	CHANDIGARH	0	0	0
33	DADRA AND NAGAR HAVELI	0	0	0
34	DAMAN AND DIU	0	0	0
35	LAKSHADWEEP	0	0	0
Grand Total		16,238	90	180

# Food Security (Targeted Public Distribution system)

## Off take

% Achievement of Target  
During April, 2008-March, 2009



States

Table - 6(A)

## Food security (Targeted Public Distribution system)

Sl. No.	State/UT Name	Allocation of Food Grains (Tonnes)		Percentage of offtake w.r.t. Allocation of Food Grains
		April,2008-March,2009	Off take April,2008-March,2009	
(1)	(2)	(3)	(4)	(5)
1	ANDHRA PRADESH	35,77,682	35,32,766	99
2	ARUNACHAL PRADESH	1,01,556	91,058	90
3	ASSAM	14,06,256	14,00,842	100
4	BIHAR	29,58,122	15,29,022	52
5	CHHATISGARH	9,37,698	8,05,755	86
6	DELHI	5,92,548	5,61,815	95
7	GOA	36,355	33,958	93
8	GUJARAT	10,42,040	8,56,966	82
9	HARYANA	6,03,493	3,87,616	64
10	HIMACHAL PRADESH	4,63,176	4,60,401	99
11	JAMMU AND KASHMIR	7,76,804	7,70,282	99
12	JHARKHAND	10,65,930	8,83,363	83
13	KARNATAKA	20,33,342	19,51,272	96
14	KERALA	11,64,604	11,20,931	96
15	MADHYA PRADESH	20,85,683	19,85,462	95
16	MAHARASHTRA	31,65,785	27,06,938	86
17	MANIPUR	1,06,416	98,038	92
18	MEGHALAYA	1,44,276	1,45,733	101
19	MIZORAM	82,908	75,298	91
20	NAGALAND	1,26,876	1,39,044	110
21	ORISSA	18,66,783	18,26,342	98
22	PUDUCHERRY	38,349	18,928	49
23	PUNJAB	6,62,920	5,05,338	76
24	RAJASTHAN	13,64,624	12,80,799	94
25	SIKKIM	44,220	44,599	101
26	TAMIL NADU	36,82,832	38,06,151	103
27	TRIPURA	2,75,004	2,68,012	97
28	UTTARAKHAND	3,62,252	3,08,118	85
29	UTTAR PRADESH	49,25,854	42,55,337	86
30	WEST BENGAL	30,31,942	27,18,517	90
31	ANDAMAN AND NICOBAR ISLANDS	29,341	16,379	56
32	CHANDIGARH	5,628	3,510	62
33	DADRA AND NAGAR HAVELI	8,154	8,088	99
34	DAMAN AND DIU	2,370	423	18
35	LAKSHADWEEP	4,608	3,703	80
Grand Total		3,87,76,431	3,46,00,804	89

Very Good:(90% or above of targets)

ANDHRA PRADESH, ARUNACHAL PRADESH, ASSAM, DELHI, GOA, HIMACHAL PRADESH, JAMMU AND KASHMIR, KARNATAKA, KERALA, MADHYA PRADESH, MANIPUR, MEGHALAYA, MIZORAM, NAGALAND, ORISSA, RAJASTHAN, SIKKIM, TAMIL NADU, TRIPURA, WEST BENGAL, DADRA AND NAGAR HAVELI

Good:(Between 80% to 90% targets)

CHHATISGARH, GUJARAT, JHARKHAND, MAHARASHTRA, UTTARAKHAND, UTTAR PRADESH, LAKSHADWEEP

Poor:(Below 80% of targets)

BIHAR, HARYANA, PUDUCHERRY, PUNJAB, ANDAMAN AND NICOBAR ISLANDS, CHANDIGARH, DAMAN AND DIU

# Food Security (Antyodaya Anna Yojana)

## Off take

% Achievement of Target  
During April, 2008-March, 2009

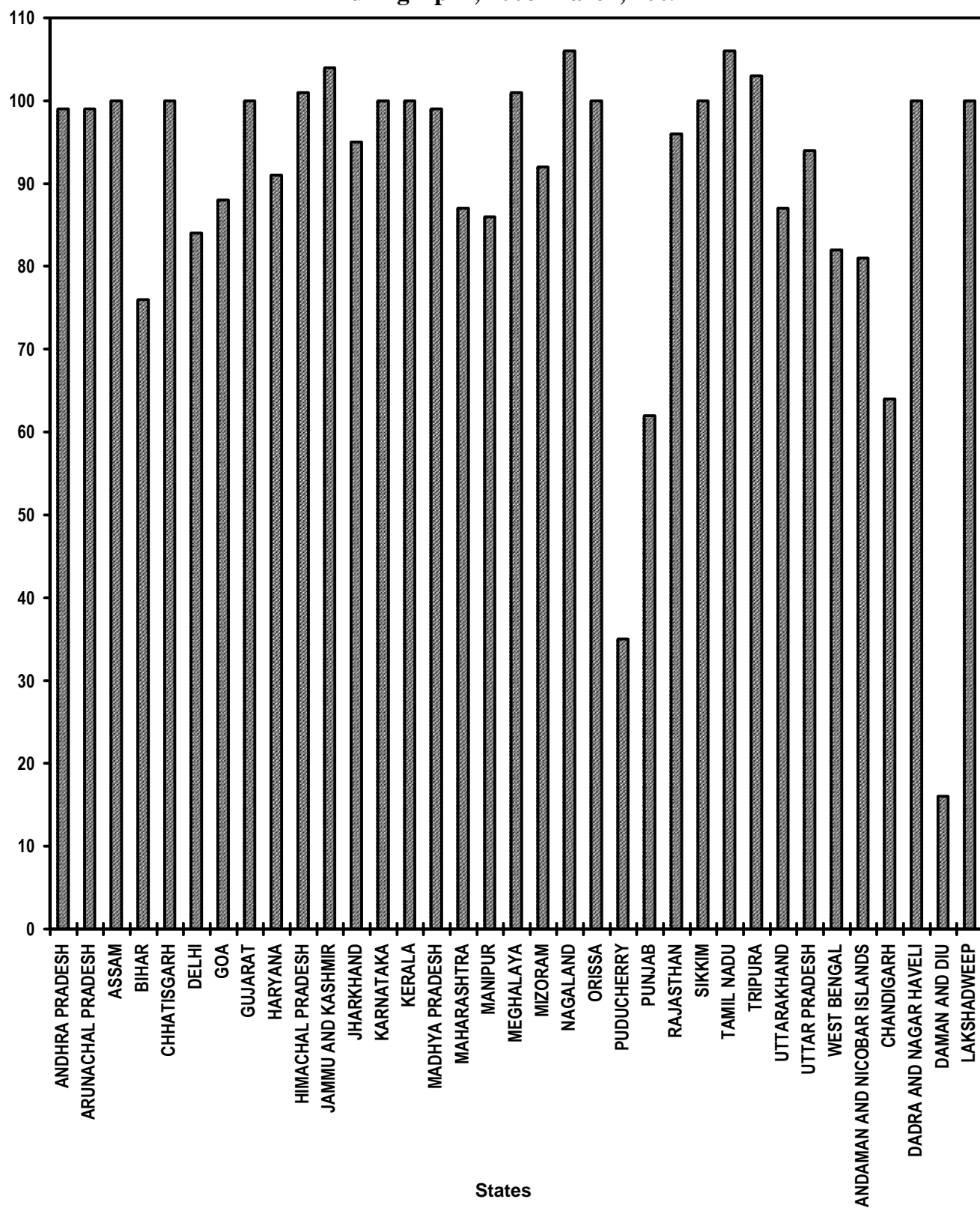




Table - 6(B)

## Food Security (Antyodaya Anna Yojana)

Sl. No.	State/UT Name	Allocation of Food Grains (Tonnes)		Percentage of offtake w.r.t. Allocation of Food Grains
		April,2008-March,2009	Off take April,2008-March,2009	
(1)	(2)	(3)	(4)	(5)
1	ANDHRA PRADESH	6,54,288	6,44,569	99
2	ARUNACHAL PRADESH	15,972	15,860	99
3	ASSAM	2,95,692	2,95,009	100
4	BIHAR	10,19,988	7,72,495	76
5	CHHATISGARH	3,01,944	3,01,944	100
6	DELHI	63,084	53,161	84
7	GOA	6,108	5,356	88
8	GUJARAT	3,40,080	3,40,753	100
9	HARYANA	1,22,820	1,12,235	91
10	HIMACHAL PRADESH	82,740	83,703	101
11	JAMMU AND KASHMIR	1,07,388	1,11,223	104
12	JHARKHAND	3,85,536	3,67,101	95
13	KARNATAKA	5,03,892	5,03,729	100
14	KERALA	2,50,260	2,50,585	100
15	MADHYA PRADESH	6,64,260	6,55,125	99
16	MAHARASHTRA	10,34,880	9,02,623	87
17	MANIPUR	26,724	22,905	86
18	MEGHALAYA	29,484	29,739	101
19	MIZORAM	10,920	10,070	92
20	NAGALAND	19,968	21,246	106
21	ORISSA	5,31,120	5,31,950	100
22	PUDUCHERRY	13,548	4,759	35
23	PUNJAB	75,360	46,533	62
24	RAJASTHAN	3,91,488	3,77,563	96
25	SIKKIM	6,936	6,936	100
26	TAMIL NADU	7,83,144	8,27,174	106
27	TRIPURA	47,520	48,879	103
28	UTTARAKHAND	63,516	55,065	87
29	UTTAR PRADESH	17,19,480	16,08,775	94
30	WEST BENGAL	6,21,684	5,12,809	82
31	ANDAMAN AND NICOBAR ISLANDS	1,800	1,449	80
32	CHANDIGARH	822	526	64
33	DADRA AND NAGAR HAVELI	2,196	2,196	100
34	DAMAN AND DIU	636	100	16
35	LAKSHADWEEP	492	492	100
Grand Total		1,01,95,770	95,24,637	93

Very Good: (90% or above of targets)

ANDHRA PRADESH, ARUNACHAL PRADESH, ASSAM, CHHATISGARH, GUJARAT, HARYANA, HIMACHAL PRADESH, JAMMU AND KASHMIR, JHARKHAND, KARNATAKA, KERALA, MADHYA PRADESH, MEGHALAYA, MIZORAM, NAGALAND, ORISSA, RAJASTHAN, SIKKIM, TAMIL NADU, TRIPURA, UTTAR PRADESH, DADRA AND NAGAR HAVELI

Good: (Between 80% to 90% targets)

DELHI, GOA, MAHARASHTRA, MANIPUR, UTTARAKHAND, WEST BENGAL, ANDAMAN AND NICOBAR ISLANDS

Poor: (Below 80% of targets)

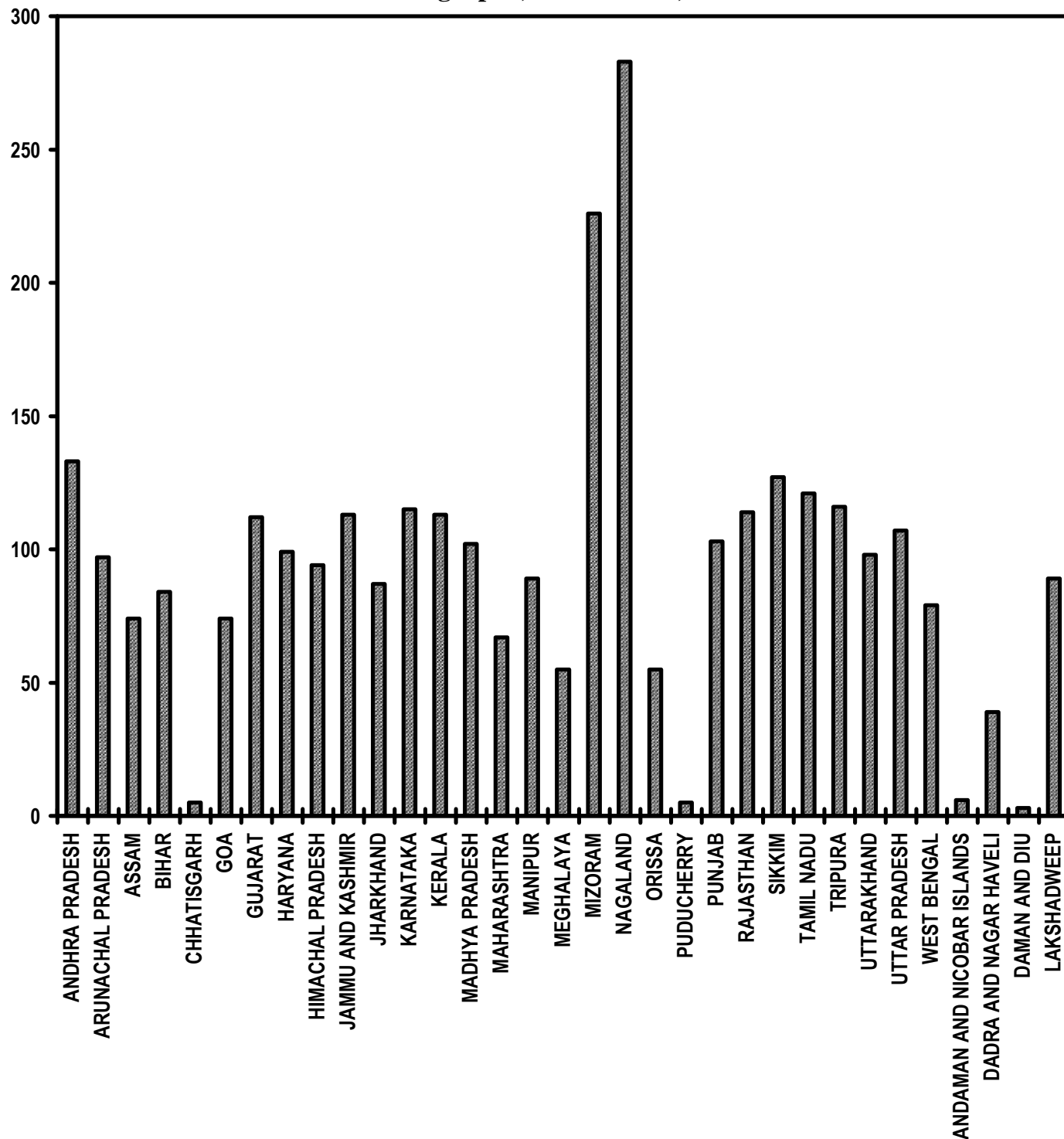
BIHAR, PUDUCHERRY, PUNJAB, CHANDIGARH, DAMAN AND DIU

# Rural Housing - Indira Awaas Yojana

## Houses constructed

% Achievement of Target

During April, 2008-March, 2009



States

Table - 7

**Rural Housing - Indira Awaas Yojana**  
**Houses constructed**  
**(Unit: Number)**

Sl. No.	State/UT Name	Target 2008-2009	Achievement April,2008-March,2009	Percent Achievement April,2008-March,2009
(1)	(2)	(3)	(4)	(4)/(3)
1	ANDHRA PRADESH	1,92,132	2,55,613	133
2	ARUNACHAL PRADESH	6,770	6,542	97
3	ASSAM	1,49,699	1,10,195	74
4	BIHAR	5,67,125	4,78,613	84
5	CHHATISGARH	29,712	1,589	5
6	GOA	1,183	876	74
7	GUJARAT	94,226	1,05,673	112
8	HARYANA	13,229	13,134	99
9	HIMACHAL PRADESH	4,242	3,968	94
10	JAMMU AND KASHMIR	13,176	14,895	113
11	JHARKHAND	50,585	44,219	87
12	KARNATAKA	74,023	85,459	115
13	KERALA	41,164	46,610	113
14	MADHYA PRADESH	59,091	60,010	102
15	MAHARASHTRA	1,15,869	78,072	67
16	MANIPUR	5,877	5,237	89
17	MEGHALAYA	10,235	5,590	55
18	MIZORAM	2,181	4,920	226
19	NAGALAND	6,773	19,188	283
20	ORISSA	1,11,422	61,662	55
21	PUDUCHERRY	910	42	5
22	PUNJAB	16,361	16,823	103
23	RAJASTHAN	47,350	53,806	114
24	SIKKIM	1,295	1,650	127
25	TAMIL NADU	76,925	93,217	121
26	TRIPURA	13,187	15,329	116
27	UTTARAKHAND	11,610	11,422	98
28	UTTAR PRADESH	2,54,729	2,72,362	107
29	WEST BENGAL	1,53,697	1,21,476	79
30	ANDAMAN AND NICOBAR ISLANDS	1,828	111	6
31	DADRA AND NAGAR HAVELI	305	120	39
32	DAMAN AND DIU	136	4	3
33	LAKSHADWEEP	118	105	89
<b>Grand Total</b>		<b>21,27,165</b>	<b>19,88,532</b>	<b>93</b>

**Very Good:(90% or above of targets)**

ANDHRA PRADESH, ARUNACHAL PRADESH, GUJARAT, HARYANA, HIMACHAL PRADESH, JAMMU AND KASHMIR, KARNATAKA, KERALA, MADHYA PRADESH, MIZORAM, NAGALAND, PUNJAB, RAJASTHAN, SIKKIM, TAMIL NADU, TRIPURA, UTTARAKHAND, UTTAR PRADESH

**Good:(Between 80% to 90% targets)**

BIHAR, JHARKHAND, MANIPUR, LAKSHADWEEP

**Poor:(Below 80% of targets)**

ASSAM, CHHATISGARH, GOA, MAHARASHTRA, MEGHALAYA, ORISSA, PUDUCHERRY, WEST BENGAL, ANDAMAN AND NICOBAR ISLANDS, DADRA AND NAGAR HAVELI, DAMAN AND DIU

# EWS/LIG Houses in Urban Areas

## Houses constructed

% Achievement of Target  
During April, 2008-March, 2009

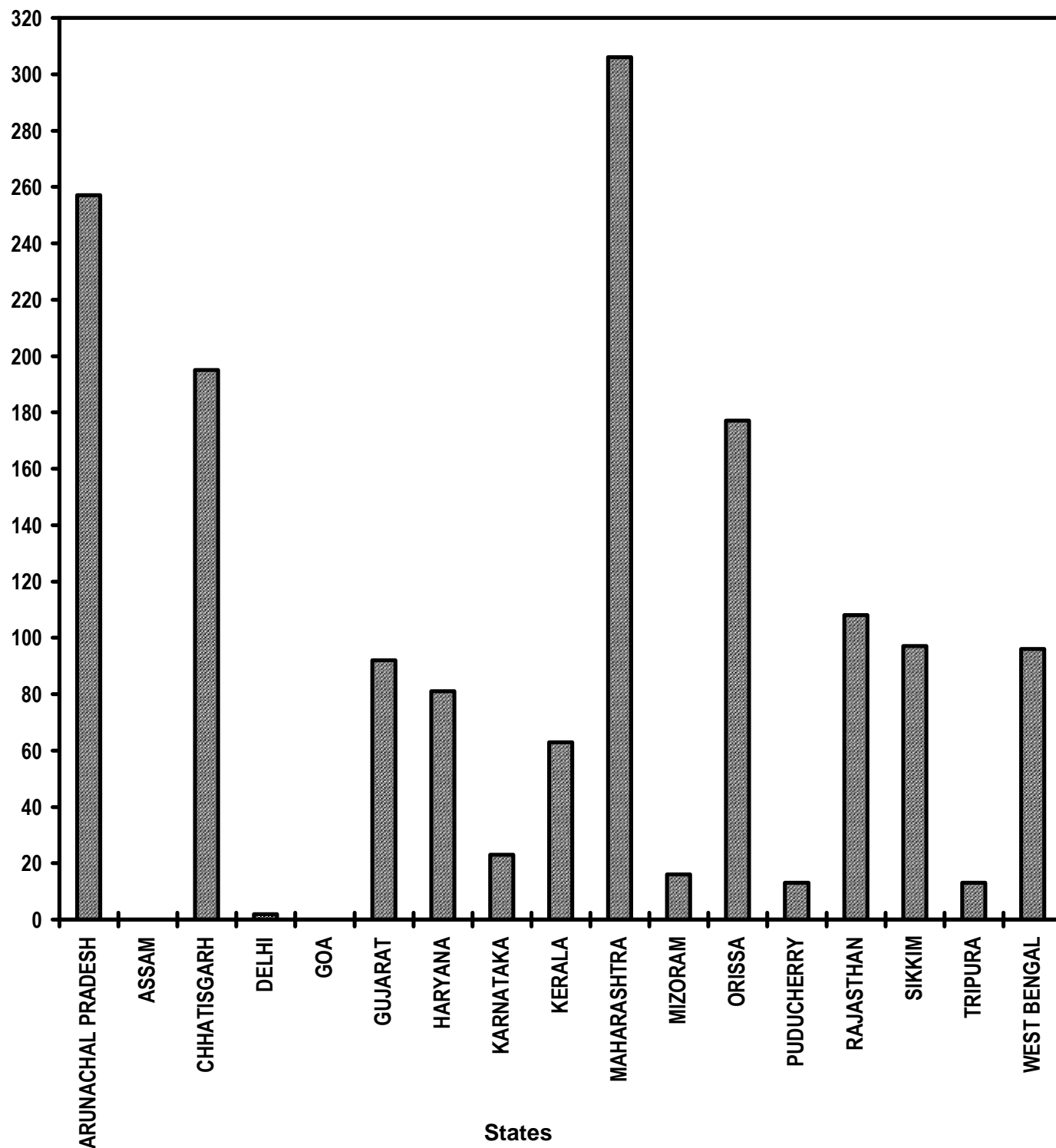


Table - 8

**EWS/LIG Houses in Urban Areas**  
**Houses constructed**  
**(Unit: Number)**

Sl. No.	State/UT Name	Target 2008-2009	Achievement April,2008-March,2009	Percent Achievement April,2008-March,2009
(1)	(2)	(3)	(4)	(4)/(3)
1	ARUNACHAL PRADESH	488	1,252	257
2	ASSAM	293	0	0
3	CHHATISGARH	6,393	12,488	195
4	DELHI	80,000	1,220	2
5	GOA	130	0	0
6	GUJARAT	500	460	92
7	HARYANA	166	135	81
8	KARNATAKA	10,000	2,317	23
9	KERALA	2,200	1,384	63
10	MAHARASHTRA	14,033	42,986	306
11	MIZORAM	1,512	240	16
12	ORISSA	150	266	177
13	PUDUCHERRY	233	30	13
14	RAJASTHAN	2,288	2,480	108
15	SIKKIM	30	29	97
16	TRIPURA	456	59	13
17	WEST BENGAL	632	608	96
<i>Grand Total</i>		1,19,504	65,954	55

**Very Good:(90% or above of targets)**

ARUNACHAL PRADESH, CHHATISGARH, GUJARAT, MAHARASHTRA, ORISSA, RAJASTHAN, SIKKIM,  
 WEST BENGAL

**Good:(Between 80% to 90% targets)**

HARYANA

**Poor:(Below 80% of targets)**

ASSAM, DELHI, GOA, KARNATAKA, KERALA, MIZORAM, PUDUCHERRY, TRIPURA

# Rural Areas - Accelerated Rural Water Supply Programme

Habitations covered (NC and PC)

% Achievement of Target  
During April, 2008-March, 2009

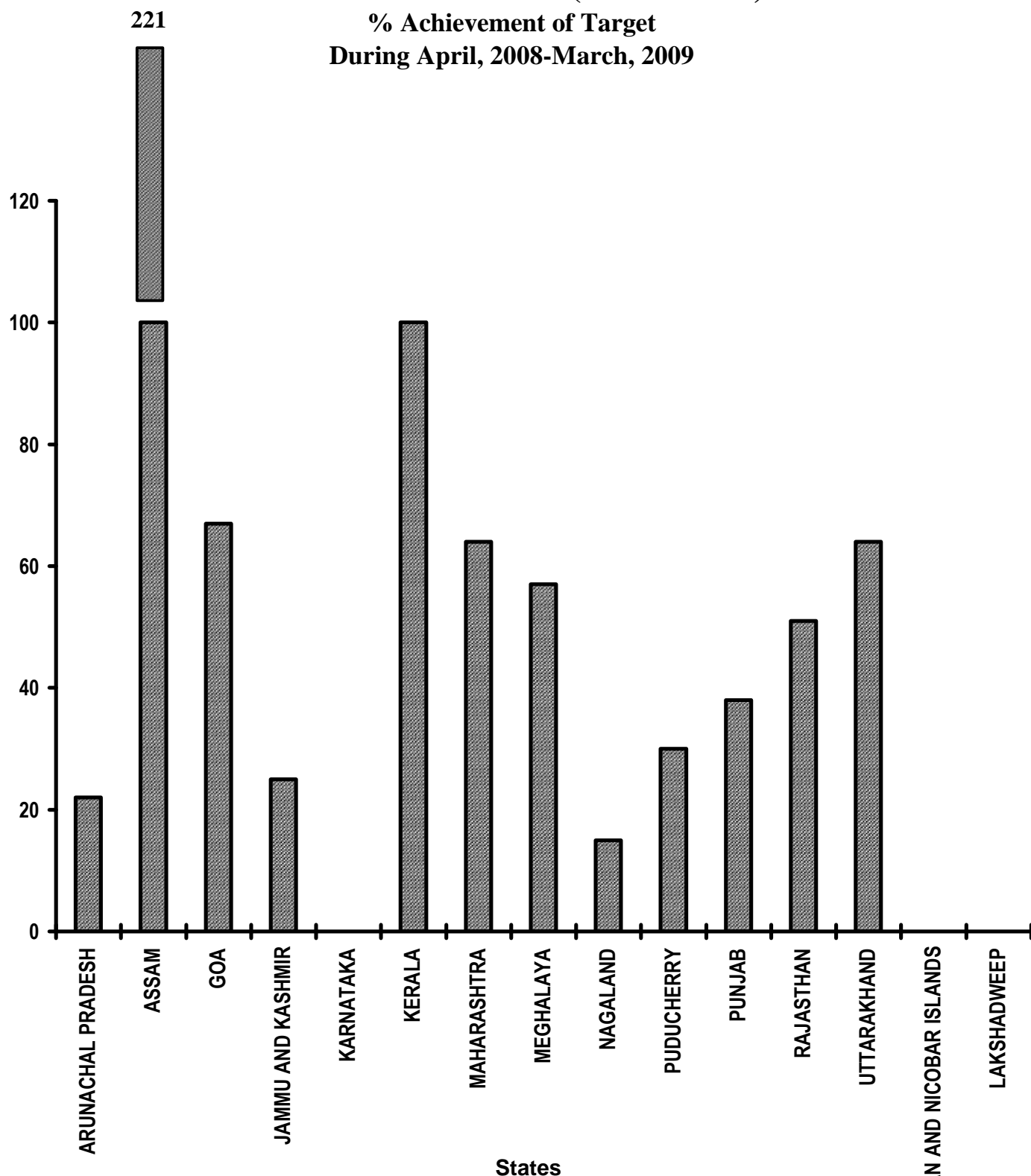


Table - 9(A)

**Rural Areas - Accelerated Rural Water Supply Programme**  
**Habitations covered (NC and PC)**  
**(Unit: Number)**

Sl. No.	State/UT Name	Target 2008-2009	Achievement April,2008-March,2009	Percent Achievement April,2008-March,2009
(1)	(2)	(3)	(4)	(4)/(3)
1	ARUNACHAL PRADESH	65	14	22
2	ASSAM	273	602	221
3	GOA	3	2	67
4	JAMMU AND KASHMIR	1,785	452	25
5	KARNATAKA	453	0	0
6	KERALA	4,112	4,112	100
7	MAHARASHTRA	8,632	5,550	64
8	MEGHALAYA	14	8	57
9	NAGALAND	61	9	15
10	PUDUCHERRY	10	3	30
11	PUNJAB	342	129	38
12	RAJASTHAN	869	440	51
13	UTTARAKHAND	126	81	64
14	ANDAMAN AND NICOBAR ISLANDS	8	0	0
15	LAKSHADWEEP	10	0	0
<b>Grand Total</b>		16,763	11,402	68

**Very Good:(90% or above of targets)**

ASSAM, KERALA

**Poor:(Below 80% of targets)**

ARUNACHAL PRADESH, GOA, JAMMU AND KASHMIR, KARNATAKA, MAHARASHTRA, MEGHALAYA, NAGALAND, PUDUCHERRY, PUNJAB, RAJASTHAN, UTTARAKHAND, ANDAMAN AND NICOBAR ISLANDS, LAKSHADWEEP

# Rural Areas - Accelerated Rural Water Supply Programme

## Slipped back habitations and habitations with water quality problems addressed

% Achievement of Target  
During April, 2008-March, 2009

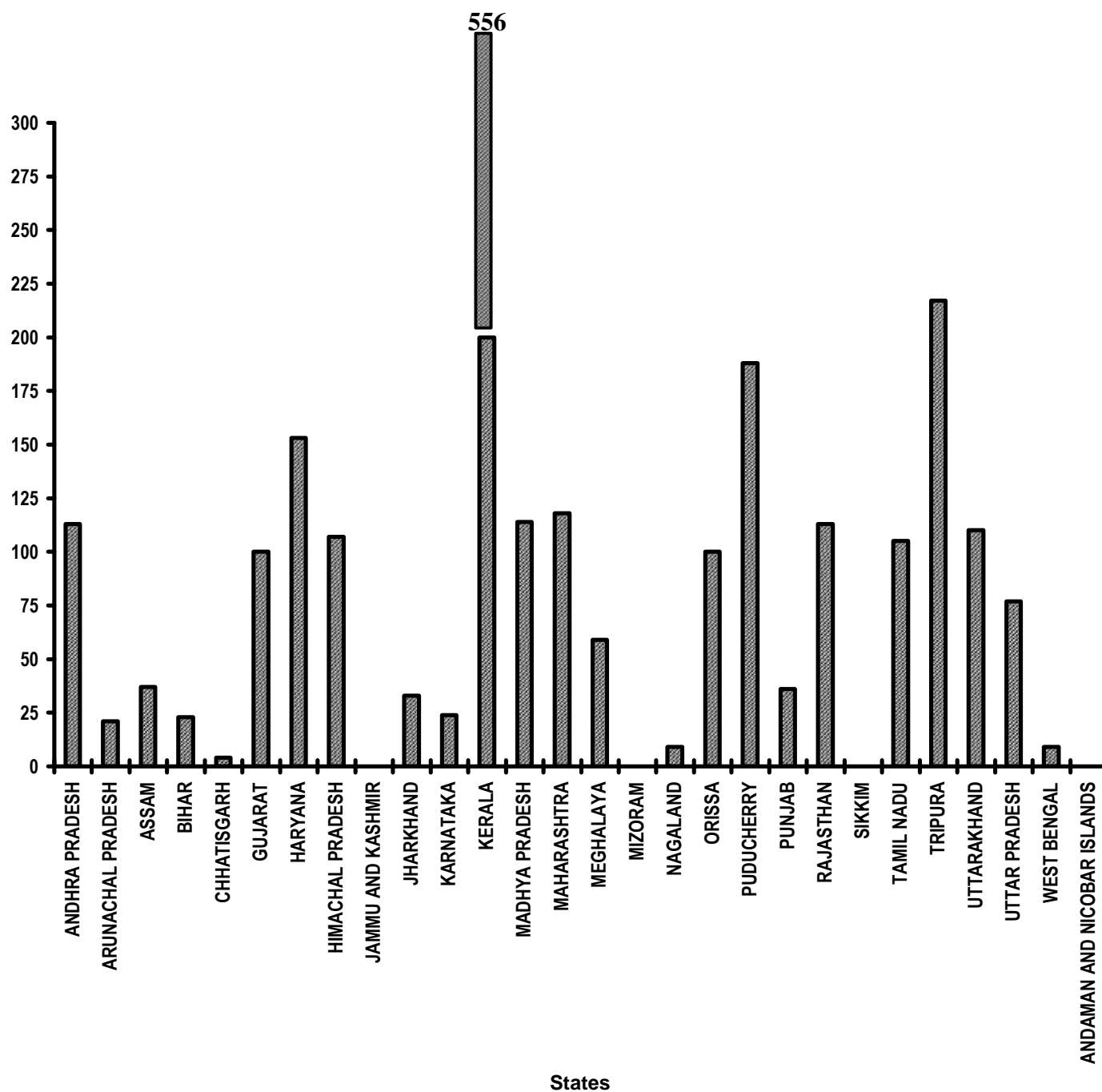




Table - 9(B)

**Rural Areas - Accelerated Rural Water Supply Programme**  
**Slipped back habitations and habitations with water quality problems addressed-ARWSP**  
**(Unit: Number)**

Sl. No.	State/UT Name	Target 2008-2009	Achievement April,2008-March,2009	Percent Achievement April,2008-March,2009
(1)	(2)	(3)	(4)	(4)/(3)
1	ANDHRA PRADESH	15,889	17,983	113
2	ARUNACHAL PRADESH	2,325	479	21
3	ASSAM	22,826	8,430	37
4	BIHAR	39,956	9,232	23
5	CHHATISGARH	4,408	184	4
6	GUJARAT	4,232	4,241	100
7	HARYANA	635	969	153
8	HIMACHAL PRADESH	5,184	5,529	107
9	JAMMU AND KASHMIR	2,919	0	0
10	JHARKHAND	7,170	2,355	33
11	KARNATAKA	12,497	3,047	24
12	KERALA	484	2,692	556
13	MADHYA PRADESH	3,718	4,244	114
14	MAHARASHTRA	11,245	13,296	118
15	MEGHALAYA	1,867	1,102	59
16	MIZORAM	306	0	0
17	NAGALAND	109	10	9
18	ORISSA	16,492	16,435	100
19	PUDUCHERRY	8	15	188
20	PUNJAB	4,591	1,665	36
21	RAJASTHAN	24,785	28,025	113
22	SIKKIM	300	0	0
23	TAMIL NADU	4,602	4,845	105
24	TRIPURA	138	300	217
25	UTTARAKHAND	1,324	1,451	110
26	UTTAR PRADESH	1,639	1,265	77
27	WEST BENGAL	11,460	1,050	9
28	ANDAMAN AND NICOBAR ISLANDS	26	0	0
<b>Grand Total</b>		<b>2,01,135</b>	<b>1,28,844</b>	<b>64</b>

**Very Good:(90% or above of targets)**

ANDHRA PRADESH, GUJARAT, HARYANA, HIMACHAL PRADESH, KERALA, MADHYA PRADESH, MAHARASHTRA, ORISSA, PUDUCHERRY, RAJASTHAN, TAMIL NADU, TRIPURA, UTTARAKHAND

**Poor:(Below 80% of targets)**

ARUNACHAL PRADESH, ASSAM, BIHAR, CHHATISGARH, JAMMU AND KASHMIR, JHARKHAND, KARNATAKA, MEGHALAYA, MIZORAM, NAGALAND, PUNJAB, SIKKIM, UTTAR PRADESH, WEST BENGAL, ANDAMAN AND NICOBAR ISLANDS

Table - 10

**Sanitation Programme in Rural Areas**  
(Unit: Number)

Sl. No.	State/UT Name	Individual Household latrines constructed (Number)
		April,2008-March,2009
(1)	(2)	(3)
1	ANDHRA PRADESH	2,92,687
2	ARUNACHAL PRADESH	3,392
3	ASSAM	2,05,729
4	BIHAR	7,54,665
5	CHHATISGARH	3,05,456
6	DELHI	0
7	GOA	18,753
8	GUJARAT	9,92,408
9	HARYANA	3,67,097
10	HIMACHAL PRADESH	3,13,872
11	JAMMU AND KASHMIR	1,39,415
12	JHARKHAND	3,66,454
13	KARNATAKA	4,09,816
14	KERALA	81,506
15	MADHYA PRADESH	15,00,941
16	MAHARASHTRA	8,53,745
17	MANIPUR	4,590
18	MEGHALAYA	30,004
19	MIZORAM	8,973
20	NAGALAND	3,713
21	ORISSA	3,23,802
22	PUDUCHERRY	204
23	PUNJAB	2,63,721
24	RAJASTHAN	8,75,292
25	SIKKIM	3,712
26	TAMIL NADU	4,28,480
27	TRIPURA	62,971
28	UTTARAKHAND	98,884
29	UTTAR PRADESH	24,43,882
30	WEST BENGAL	6,35,456
31	ANDAMAN AND NICOBAR ISLANDS	0
32	CHANDIGARH	0
33	DADRA AND NAGAR HAVELI	0
34	DAMAN AND DIU	0
35	LAKSHADWEEP	0
<b>Grand Total</b>		<b>1,17,89,620</b>

Table - 11

**Institutional Delivery**  
(Unit: Number)

		Delivery in institutions (Number)
Sl. No.	State/UT Name	April,2008- March,2009
(1)	(2)	(3)
1	ANDHRA PRADESH	13,91,486
2	ARUNACHAL PRADESH	9,569
3	ASSAM	3,56,576
4	BIHAR	10,51,376
5	CHHATISGARH	1,94,267
6	DELHI	1,41,963
7	GOA	21,830
8	GUJARAT	10,60,788
9	HARYANA	19,54,579
10	HIMACHAL PRADESH	59,437
11	JAMMU AND KASHMIR	1,51,783
12	JHARKHAND	2,20,247
13	KARNATAKA	7,17,389
14	KERALA	4,92,874
15	MADHYA PRADESH	12,89,366
16	MAHARASHTRA	96,791
17	MANIPUR	5,930
18	MEGHALAYA	22,926
19	MIZORAM	0
20	NAGALAND	11
21	ORISSA	5,04,823
22	PUDUCHERRY	47,275
23	PUNJAB	2,40,967
24	RAJASTHAN	11,36,597
25	SIKKIM	6,688
26	TAMIL NADU	11,02,136
27	TRIPURA	31,845
28	UTTARAKHAND	78,345
29	UTTAR PRADESH	18,05,418
30	WEST BENGAL	9,36,897
31	ANDAMAN AND NICOBAR ISLANDS	4,823
32	CHANDIGARH	18,563
33	DADRA AND NAGAR HAVELI	2,232
34	DAMAN AND DIU	2,989
35	LAKSHADWEEP	621
<b>Grand Total</b>		<b>1,51,59,407</b>

# SC Families Assisted

% Achievement of Target

During April, 2008-March, 2009

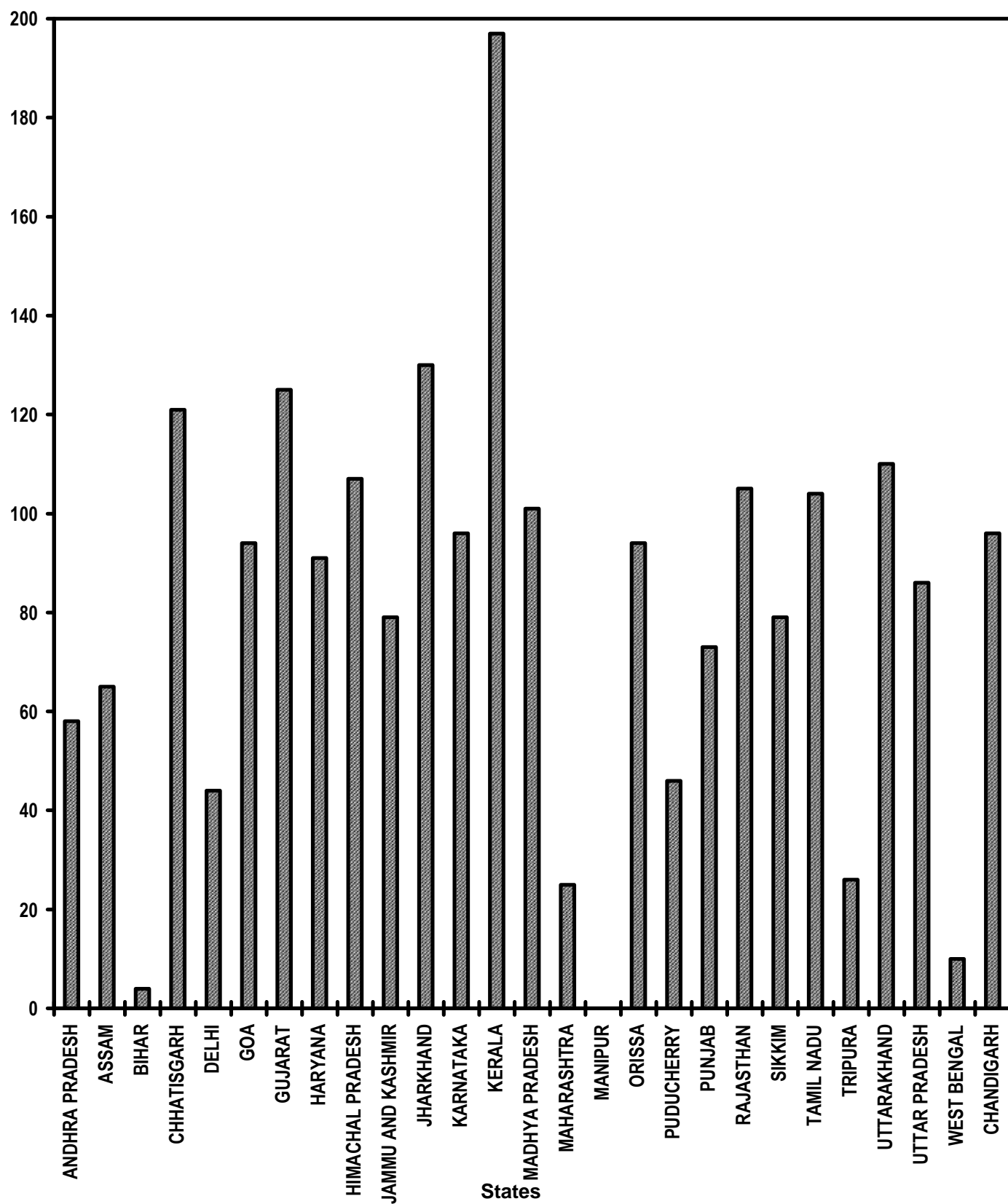


Table - 12

SC Families Assisted  
(Unit: Number)

Sl. No.	State/UT Name	Target 2008-2009	Achievement April,2008-March,2009	Percent Achievement April,2008-March,2009
(1)	(2)	(3)	(4)	(4)/(3)
1	ANDHRA PRADESH	4,50,000	2,60,181	58
2	ASSAM	44,000	28,703	65
3	BIHAR	2,55,000	9,743	4
4	CHHATISGARH	3,75,000	4,55,281	121
5	DELHI	5,000	2,191	44
6	GOA	550	515	94
7	GUJARAT	1,40,000	1,75,237	125
8	HARYANA	88,500	80,283	91
9	HIMACHAL PRADESH	58,000	62,009	107
10	JAMMU AND KASHMIR	1,100	867	79
11	JHARKHAND	5,50,000	7,13,701	130
12	KARNATAKA	5,00,000	4,77,549	96
13	KERALA	33,000	64,983	197
14	MADHYA PRADESH	2,43,000	2,45,036	101
15	MAHARASHTRA	1,54,000	39,168	25
16	MANIPUR	550	0	0
17	ORISSA	72,600	68,399	94
18	PUDUCHERRY	5,000	2,280	46
19	PUNJAB	88,000	64,564	73
20	RAJASTHAN	4,12,000	4,30,739	105
21	SIKKIM	2,200	1,735	79
22	TAMIL NADU	9,00,000	9,39,115	104
23	TRIPURA	22,000	5,632	26
24	UTTARAKHAND	7,000	7,675	110
25	UTTAR PRADESH	2,57,000	2,21,337	86
26	WEST BENGAL	1,10,000	11,203	10
27	CHANDIGARH	700	670	96
<b>Grand Total</b>		<b>47,74,200</b>	<b>43,68,796</b>	<b>92</b>

Very Good:(90% or above of targets)

CHHATISGARH, GOA, GUJARAT, HARYANA, HIMACHAL PRADESH, JHARKHAND, KARNATAKA, KERALA, MADHYA PRADESH, ORISSA, RAJASTHAN, TAMIL NADU, UTTARAKHAND, CHANDIGARH

Good:(Between 80% to 90% targets)

UTTAR PRADESH

Poor:(Below 80% of targets)

ANDHRA PRADESH, ASSAM, BIHAR, DELHI, JAMMU AND KASHMIR, MAHARASHTRA, MANIPUR, PUDUCHERRY, PUNJAB, SIKKIM, TRIPURA, WEST BENGAL

\* Since the target for 2008-09 have not been received from the concerned Nodal Ministry, the target for the year 2007-08 has been repeated .

# Universalization of ICDS Scheme

## ICDS Blocks Operational (Cumulative)

% Achievement of Target  
During April, 2008-March, 2009

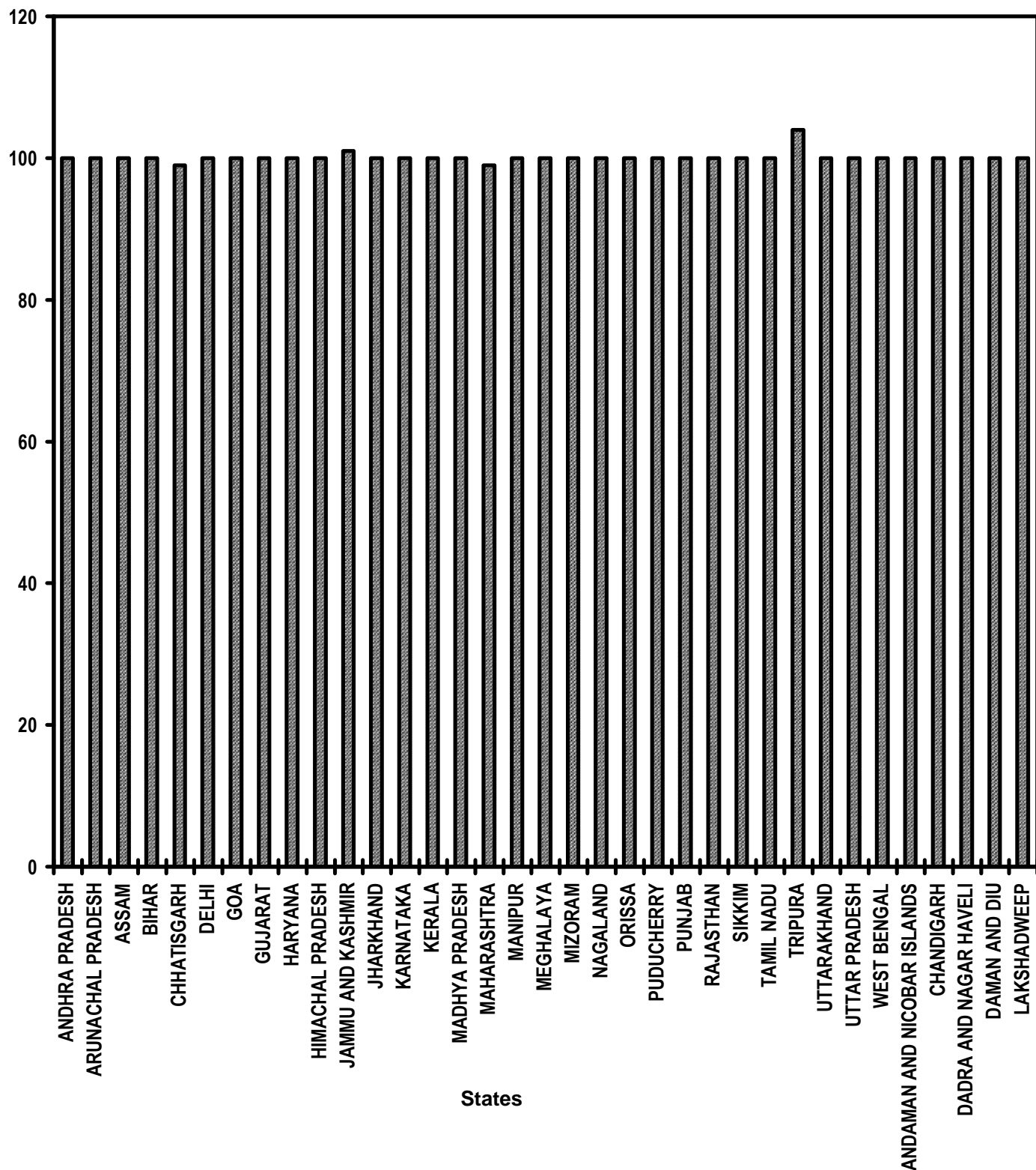


Table - 13

**Universalization of ICDS Scheme**  
**ICDS Blocks Operational (Cumulative)**  
**(Unit: Number)**

Sl. No.	State/UT Name	Target 2008-2009	Achievement April,2008-March,2009	Percent Achievement April,2008-March,2009
(1)	(2)	(3)	(4)	(4)/(3)
1	ANDHRA PRADESH	385	385	100
2	ARUNACHAL PRADESH	85	85	100
3	ASSAM	223	223	100
4	BIHAR	545	544	100
5	CHHATISGARH	163	161	99
6	DELHI	50	50	100
7	GOA	11	11	100
8	GUJARAT	260	260	100
9	HARYANA	137	137	100
10	HIMACHAL PRADESH	76	76	100
11	JAMMU AND KASHMIR	140	141	101
12	JHARKHAND	204	204	100
13	KARNATAKA	185	185	100
14	KERALA	163	163	100
15	MADHYA PRADESH	367	367	100
16	MAHARASHTRA	451	446	99
17	MANIPUR	38	38	100
18	MEGHALAYA	41	41	100
19	MIZORAM	23	23	100
20	NAGALAND	56	56	100
21	ORISSA	326	326	100
22	PUDUCHERRY	5	5	100
23	PUNJAB	148	148	100
24	RAJASTHAN	278	278	100
25	SIKKIM	11	11	100
26	TAMIL NADU	434	434	100
27	TRIPURA	54	56	104
28	UTTARAKHAND	99	99	100
29	UTTAR PRADESH	897	898	100
30	WEST BENGAL	416	414	100
31	ANDAMAN AND NICOBAR ISLANDS	5	5	100
32	CHANDIGARH	3	3	100
33	DADRA AND NAGAR HAVELI	2	2	100
34	DAMAN AND DIU	2	2	100
35	LAKSHADWEEP	1	1	100
<b>Grand Total</b>		<b>6,284</b>	<b>6,278</b>	<b>100</b>

Very Good:(90% or above of targets)

ANDHRA PRADESH, ARUNACHAL PRADESH, ASSAM, BIHAR, CHHATISGARH, DELHI, GOA, GUJARAT, HARYANA, HIMACHAL PRADESH, JAMMU AND KASHMIR, JHARKHAND, KARNATAKA, KERALA, MADHYA PRADESH, MAHARASHTRA, MANIPUR, MEGHALAYA, MIZORAM, NAGALAND, ORISSA, PUDUCHERRY, PUNJAB, RAJASTHAN, SIKKIM, TAMIL NADU, TRIPURA, UTTARAKHAND, UTTAR PRADESH, WEST BENGAL, ANDAMAN AND NICOBAR ISLANDS, CHANDIGARH, DADRA AND NAGAR HAVELI, DAMAN AND DIU, LAKSHADWEEP

# Functional Anganwadis

(Cumulative)

% Achievement of Target

During April, 2008-March, 2009

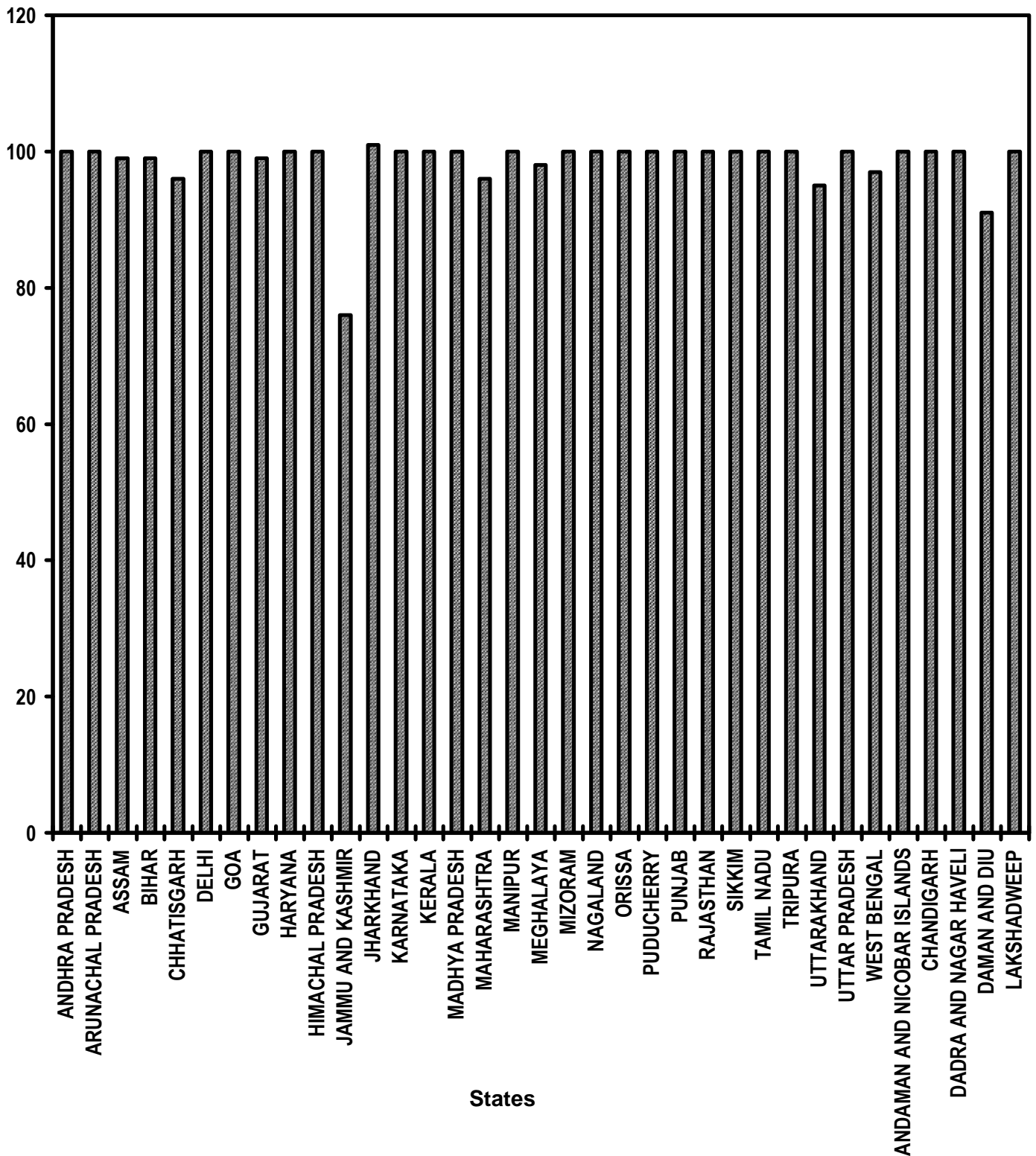




Table - 14

**Functional Anganwadis**  
**Anganwadis Functional (Cumulative)**  
**(Unit: Number)**

Sl. No.	State/UT Name	Target 2008-2009	Achievement April,2008-March,2009	Percent Achievement April,2008-March,2009
(1)	(2)	(3)	(4)	(4)/(3)
1	ANDHRA PRADESH	73,944	73,838	100
2	ARUNACHAL PRADESH	4,277	4,277	100
3	ASSAM	37,082	36,849	99
4	BIHAR	81,088	80,211	99
5	CHHATISGARH	34,937	33,470	96
6	DELHI	6,106	6,106	100
7	GOA	1,112	1,112	100
8	GUJARAT	44,179	43,761	99
9	HARYANA	17,192	17,192	100
10	HIMACHAL PRADESH	18,248	18,248	100
11	JAMMU AND KASHMIR	25,483	19,335	76
12	JHARKHAND	32,097	32,343	101
13	KARNATAKA	54,260	54,249	100
14	KERALA	32,115	32,222	100
15	MADHYA PRADESH	69,238	69,155	100
16	MAHARASHTRA	84,867	81,087	96
17	MANIPUR	7,621	7,639	100
18	MEGHALAYA	3,388	3,336	98
19	MIZORAM	1,682	1,682	100
20	NAGALAND	3,194	3,194	100
21	ORISSA	41,697	41,697	100
22	PUDUCHERRY	688	688	100
23	PUNJAB	20,169	20,169	100
24	RAJASTHAN	48,372	48,353	100
25	SIKKIM	988	988	100
26	TAMIL NADU	47,265	47,265	100
27	TRIPURA	7,351	7,373	100
28	UTTARAKHAND	9,664	9,195	95
29	UTTAR PRADESH	1,50,727	1,50,888	100
30	WEST BENGAL	92,152	89,000	97
31	ANDAMAN AND NICOBAR ISLANDS	672	672	100
32	CHANDIGARH	370	370	100
33	DADRA AND NAGAR HAVELI	219	219	100
34	DAMAN AND DIU	107	97	91
35	LAKSHADWEEP	87	87	100
<b>Grand Total</b>		<b>10,52,638</b>	<b>10,36,367</b>	<b>98</b>

**Very Good:(90% or above of targets)**

ANDHRA PRADESH, ARUNACHAL PRADESH, ASSAM, BIHAR, CHHATISGARH, DELHI, GOA, GUJARAT, HARYANA, HIMACHAL PRADESH, JHARKHAND, KARNATAKA, KERALA, MADHYA PRADESH, MAHARASHTRA, MANIPUR, MEGHALAYA, MIZORAM, NAGALAND, ORISSA, PUDUCHERRY, PUNJAB, RAJASTHAN, SIKKIM, TAMIL NADU, TRIPURA, UTTARAKHAND, UTTAR PRADESH, WEST BENGAL, ANDAMAN AND NICOBAR ISLANDS, CHANDIGARH, DADRA AND NAGAR HAVELI, DAMAN AND DIU, LAKSHADWEEP

**Poor:(Below 80% of targets)**

JAMMU AND KASHMIR

# No. of Urban poor families assisted under Seven Point Charter

Poor Families Assisted  
% Achievement of Target  
During April, 2008-March, 2009

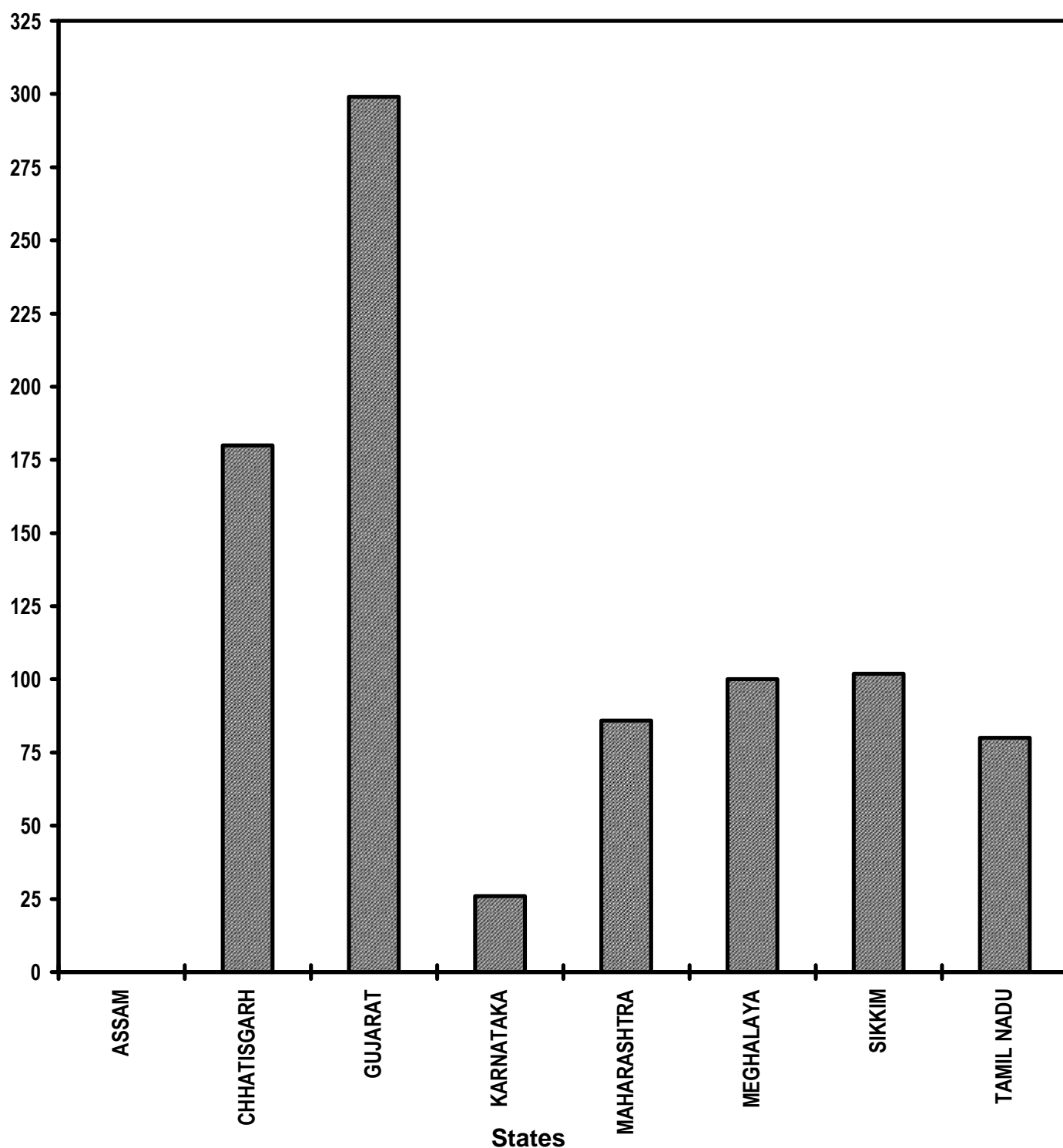


Table - 15

**No. of Urban poor families assisted under Seven Point Charter  
Poor Families Assisted  
(Unit: Number)**

Sl. No.	State/UT Name	Target 2008-2009	Achievement April,2008-March,2009	Percent Achievement April,2008-March,2009
(1)	(2)	(3)	(4)	(4)/(3)
1	ASSAM	250	0	0
2	CHHATISGARH	5,000	9,000	180
3	GUJARAT	4,000	11,942	299
4	KARNATAKA	3,140	806	26
5	MAHARASHTRA	50,037	42,986	86
6	MEGHALAYA	875	875	100
7	SIKKIM	1,200	1,224	102
8	TAMIL NADU	20,000	15,975	80
<b>Grand Total</b>		<b>84,502</b>	<b>82,808</b>	<b>98</b>

**Very Good:(90% or above of targets)**

CHHATISGARH, GUJARAT, MEGHALAYA, SIKKIM

**Good:(Between 80% to 90% targets)**

MAHARASHTRA, TAMIL NADU

**Poor:(Below 80% of targets)**

ASSAM, KARNATAKA

# Afforestation (Public and Forest Lands)

## Area Covered under Plantation

% Achievement of Target

During April, 2008-March, 2009

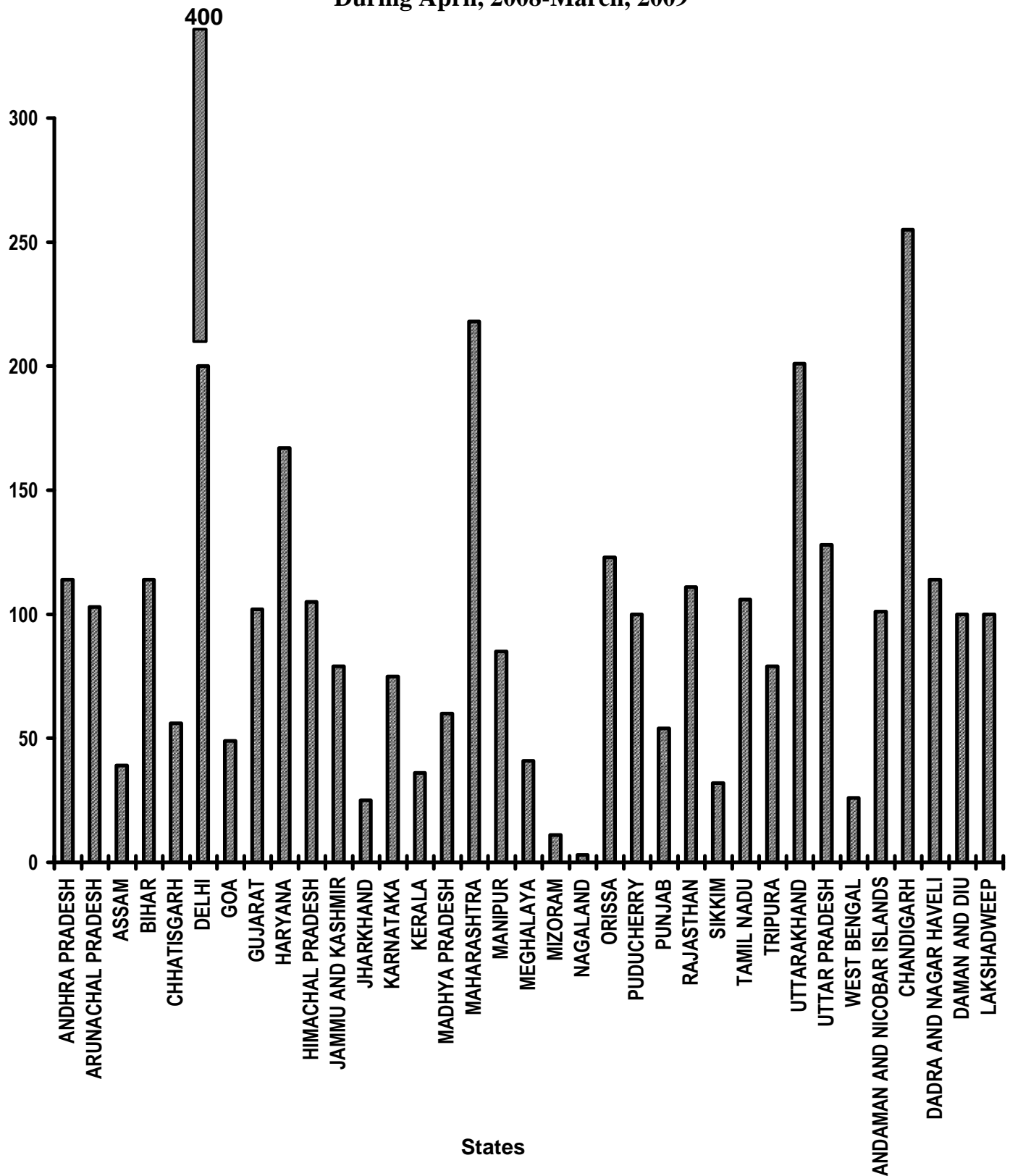


Table - 16(A)

**Afforestation ( Public and Forest Lands)  
Area Covered under Plantation  
(Unit: Hectares)**

Sl. No.	State/UT Name	Target 2008-2009	Achievement April,2008-March,2009	Percent Achievement April,2008-March,2009
(1)	(2)	(3)	(4)	(4)/(3)
1	ANDHRA PRADESH	3,00,000	3,40,560	114
2	ARUNACHAL PRADESH	10,000	10,268	103
3	ASSAM	18,000	7,107	39
4	BIHAR	20,000	22,747	114
5	CHHATISGARH	1,20,000	66,762	56
6	DELHI	20	80	400
7	GOA	1,000	487	49
8	GUJARAT	1,10,000	1,12,247	102
9	HARYANA	18,000	29,987	167
10	HIMACHAL PRADESH	20,000	20,997	105
11	JAMMU AND KASHMIR	25,000	19,752	79
12	JHARKHAND	1,00,000	25,181	25
13	KARNATAKA	1,00,000	74,639	75
14	KERALA	15,000	5,376	36
15	MADHYA PRADESH	2,55,000	1,53,755	60
16	MAHARASHTRA	1,10,000	2,39,654	218
17	MANIPUR	10,000	8,468	85
18	MEGHALAYA	6,200	2,552	41
19	MIZORAM	10,000	1,050	10
20	NAGALAND	26,500	875	3
21	ORISSA	80,000	98,789	123
22	PUDUCHERRY	50	50	100
23	PUNJAB	15,000	8,125	54
24	RAJASTHAN	40,000	44,365	111
25	SIKKIM	12,000	3,862	32
26	TAMIL NADU	1,45,000	1,53,732	106
27	TRIPURA	16,000	12,597	79
28	UTTARAKHAND	60,000	1,20,848	201
29	UTTAR PRADESH	55,000	70,225	128
30	WEST BENGAL	72,000	18,634	26
31	ANDAMAN AND NICOBAR ISLANDS	1,200	1,212	101
32	CHANDIGARH	150	383	255
33	DADRA AND NAGAR HAVELI	250	284	114
34	DAMAN AND DIU	30	30	100
35	LAKSHADWEEP	20	20	100
<b>Grand Total</b>		<b>17,71,420</b>	<b>16,75,700</b>	<b>95</b>

**Very Good:(90% or above of targets)**

ANDHRA PRADESH, ARUNACHAL PRADESH, BIHAR, DELHI, GUJARAT, HARYANA, HIMACHAL PRADESH, MAHARASHTRA, ORISSA, PUDUCHERRY, RAJASTHAN, TAMIL NADU, UTTARAKHAND, UTTAR PRADESH, ANDAMAN AND NICOBAR ISLANDS, CHANDIGARH, DADRA AND NAGAR HAVELI, DAMAN AND DIU, LAKSHADWEEP

**Good:(Between 80% to 90% targets)**

MANIPUR

**Poor:(Below 80% of targets)**

ASSAM, CHHATISGARH, GOA, JAMMU AND KASHMIR, JHARKHAND, KARNATAKA, KERALA, MADHYA PRADESH, MEGHALAYA, MIZORAM, NAGALAND, PUNJAB, SIKKIM, TRIPURA, WEST BENGAL

# Afforestation (Public and Forest Lands)

## Seedlings planted

% Achievement of Target  
During April, 2008-March, 2009

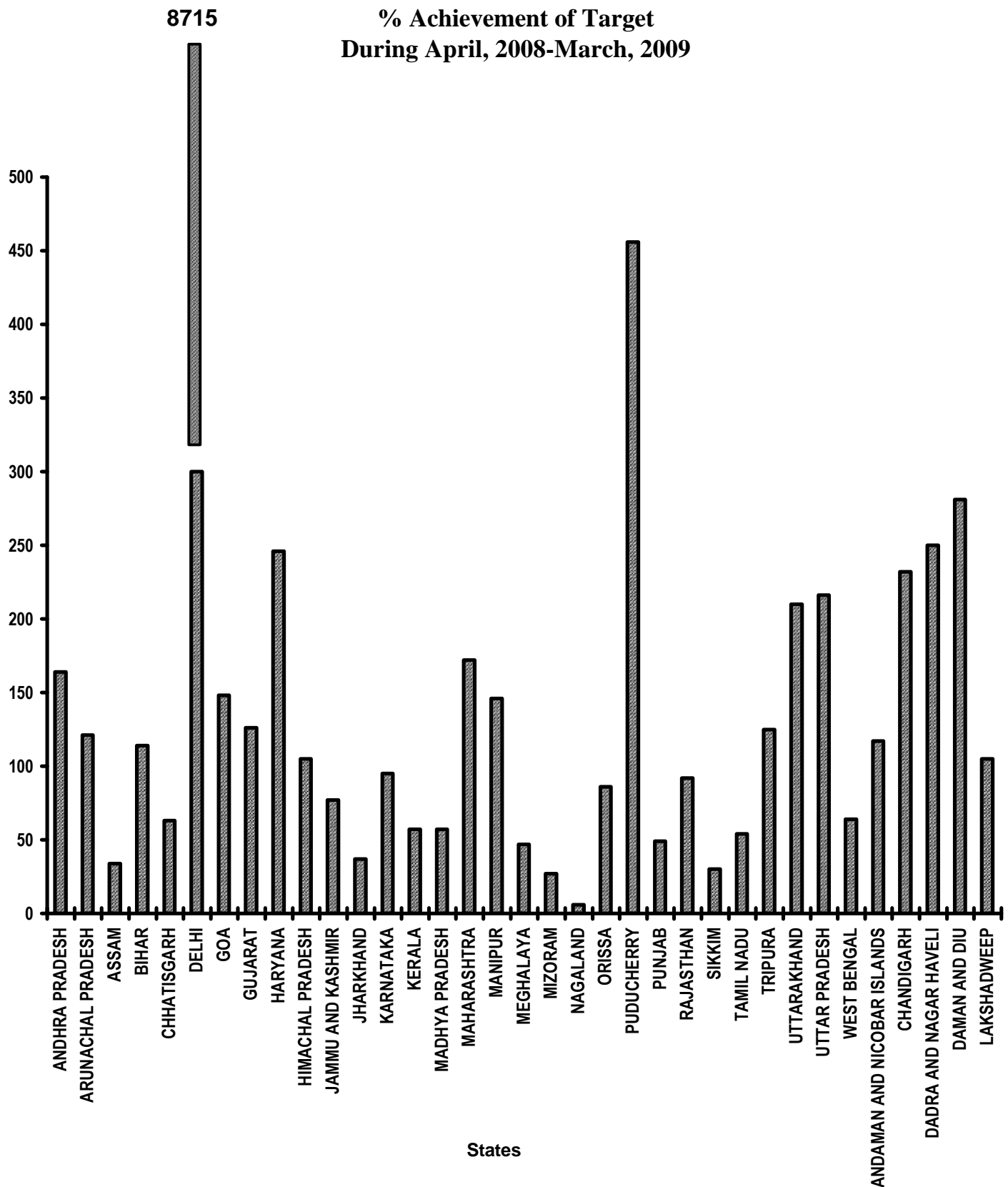


Table - 16(B)

**Afforestation ( Public and Forest Lands)**  
**Seedlings planted**  
**(Unit: Number)**

Sl. No.	State/UT Name	Target 2008-2009	Achievement April,2008-March,2009	Percent Achievement April,2008-March,2009
(1)	(2)	(3)	(4)	(4)/(3)
1	ANDHRA PRADESH	19,50,00,000	31,97,54,240	164
2	ARUNACHAL PRADESH	65,00,000	78,68,938	121
3	ASSAM	1,17,00,000	40,00,000	34
4	BIHAR	1,30,00,000	1,47,85,000	114
5	CHHATISGARH	7,80,00,000	4,91,75,000	63
6	DELHI	13,000	11,33,000	8,715
7	GOA	6,50,000	9,60,000	148
8	GUJARAT	7,15,00,000	8,99,07,000	126
9	HARYANA	1,17,00,000	2,87,62,000	246
10	HIMACHAL PRADESH	1,30,00,000	1,36,00,000	105
11	JAMMU AND KASHMIR	1,62,50,000	1,24,91,000	77
12	JHARKHAND	6,50,00,000	2,38,72,234	37
13	KARNATAKA	6,50,00,000	6,19,97,100	95
14	KERALA	97,50,000	55,77,492	57
15	MADHYA PRADESH	16,57,50,000	9,50,00,000	57
16	MAHARASHTRA	7,15,00,000	12,27,11,000	172
17	MANIPUR	65,00,000	95,05,500	146
18	MEGHALAYA	40,30,000	18,99,172	47
19	MIZORAM	65,00,000	17,63,000	27
20	NAGALAND	1,72,25,000	10,00,000	6
21	ORISSA	5,20,00,000	4,46,29,330	86
22	PUDUCHERRY	33,000	1,50,570	456
23	PUNJAB	97,50,000	47,86,000	49
24	RAJASTHAN	2,60,00,000	2,39,66,000	92
25	SIKKIM	78,00,000	23,04,847	30
26	TAMIL NADU	9,42,50,000	5,12,03,700	54
27	TRIPURA	1,04,00,000	1,30,22,000	125
28	UTTARAKHAND	3,90,00,000	8,18,25,000	210
29	UTTAR PRADESH	3,57,50,000	7,71,65,113	216
30	WEST BENGAL	4,68,00,000	2,98,15,000	64
31	ANDAMAN AND NICOBAR ISLANDS	7,80,000	9,16,279	117
32	CHANDIGARH	98,000	2,27,457	232
33	DADRA AND NAGAR HAVELI	1,63,000	4,08,000	250
34	DAMAN AND DIU	20,000	56,100	280
35	LAKSHADWEEP	13,000	13,646	105
<b>Grand Total</b>		<b>1,15,14,25,000</b>	<b>1,19,62,50,718</b>	<b>104</b>

**Very Good:(90% or above of targets)**

ANDHRA PRADESH, ARUNACHAL PRADESH, BIHAR, DELHI, GOA, GUJARAT, HARYANA, HIMACHAL PRADESH, KARNATAKA, MAHARASHTRA, MANIPUR, PUDUCHERRY, RAJASTHAN, TRIPURA, UTTARAKHAND, UTTAR PRADESH, ANDAMAN AND NICOBAR ISLANDS, CHANDIGARH, DADRA AND NAGAR HAVELI, DAMAN AND DIU, LAKSHADWEEP

**Good:(Between 80% to 90% targets)**

ORISSA

**Poor:(Below 80% of targets)**

ASSAM, CHHATISGARH, JAMMU AND KASHMIR, JHARKHAND, KERALA, MADHYA PRADESH, MEGHALAYA, MIZORAM, NAGALAND, PUNJAB, SIKKIM, TAMIL NADU, WEST BENGAL

# Rural Roads - PMGSY

## Length of Road Constructed

% Achievement of Target

During April, 2008-March, 2009

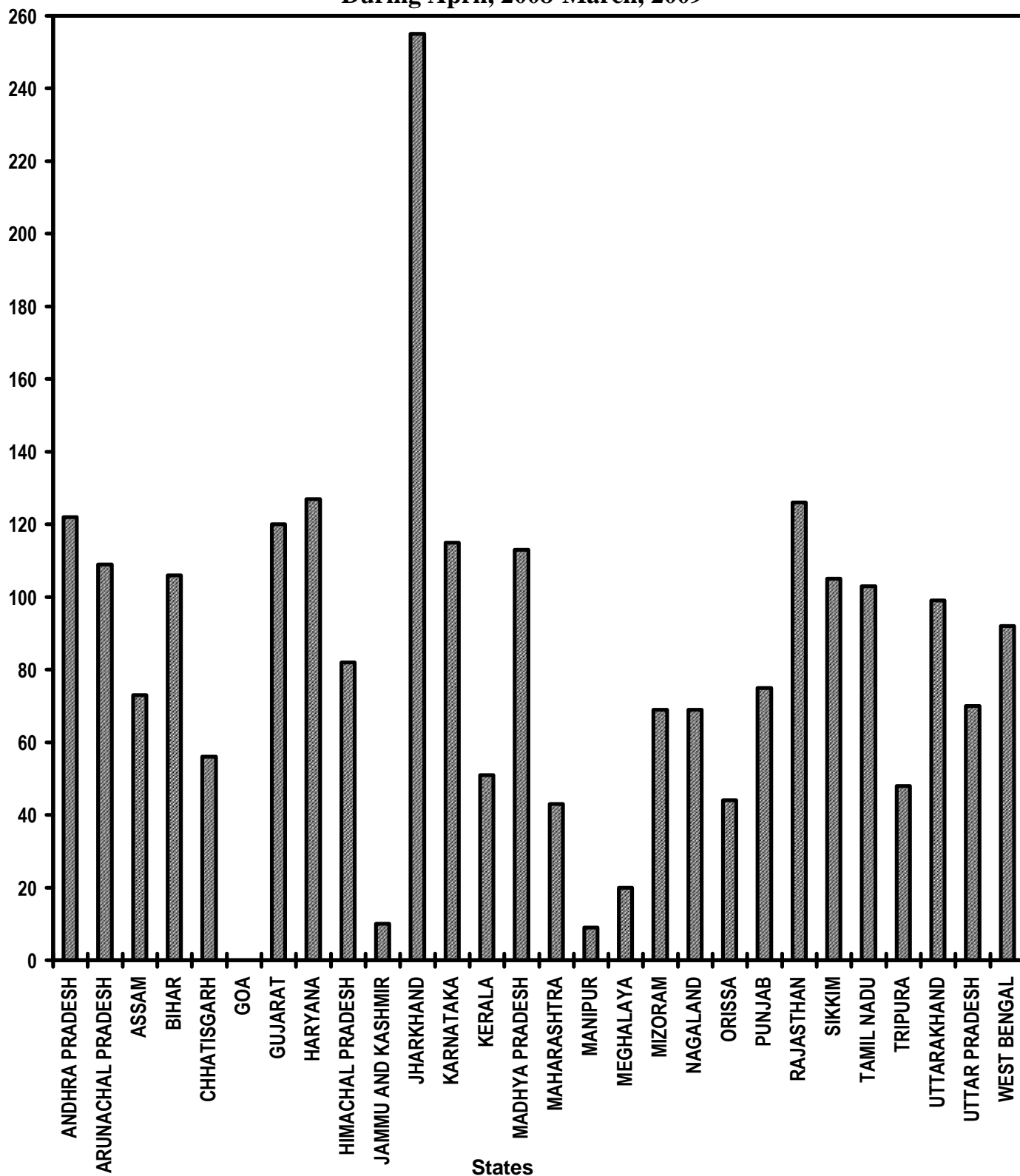




Table - 17

**Rural Roads - PMGSY**  
**Length of Road Constructed**  
**(Unit: Kilometer)**

Sl. No.	State/UT Name	Target 2008-2009	Achievement April,2008-March,2009	Percent Achievement April,2008-March,2009
(1)	(2)	(3)	(4)	(4)/(3)
1	ANDHRA PRADESH	2,500	3,042	122
2	ARUNACHAL PRADESH	290	317	109
3	ASSAM	2,730	1,999	73
4	BIHAR	5,857	6,194	106
5	CHHATISGARH	4,250	2,385	56
6	GOA	5	0	0
7	GUJARAT	1,000	1,204	120
8	HARYANA	750	953	127
9	HIMACHAL PRADESH	1,660	1,358	82
10	JAMMU AND KASHMIR	1,550	150	10
11	JHARKHAND	1,200	3,058	255
12	KARNATAKA	1,820	2,090	115
13	KERALA	480	244	51
14	MADHYA PRADESH	7,000	7,894	113
15	MAHARASHTRA	4,000	1,714	43
16	MANIPUR	900	79 *	9
17	MEGHALAYA	150	30	20
18	MIZORAM	280	192	69
19	NAGALAND	430	298 *	69
20	ORISSA	6,000	2,641	44
21	PUNJAB	1,000	746	75
22	RAJASTHAN	8,200	10,350	126
23	SIKKIM	280	294	105
24	TAMIL NADU	938	962	103
25	TRIPURA	750	361 *	48
26	UTTARAKHAND	750	743	99
27	UTTAR PRADESH	7,610	5,357	70
28	WEST BENGAL	2,060	1,886	92
<b>Grand Total</b>		<b>64,440</b>	<b>56,541</b>	<b>88</b>

**Very Good:(90% or above of targets)**

ANDHRA PRADESH, ARUNACHAL PRADESH, BIHAR, GUJARAT, HARYANA, JHARKHAND, KARNATAKA, MADHYA PRADESH, RAJASTHAN, SIKKIM, TAMIL NADU, UTTARAKHAND, WEST BENGAL

**Good:(Between 80% to 90% targets)**

HIMACHAL PRADESH

**Poor:(Below 80% of targets)**

ASSAM, CHHATISGARH, GOA, JAMMU AND KASHMIR, KERALA, MAHARASHTRA, MANIPUR, MEGHALAYA, MIZORAM, NAGALAND, ORISSA, PUNJAB, TRIPURA, UTTAR PRADESH

\* Figures furnished by Ministry of Rural Development

# Rajiv Gandhi Grameen Vidyutikaran Yojana

Villages electrified  
% Achievement of Target  
During April, 2008-March, 2009

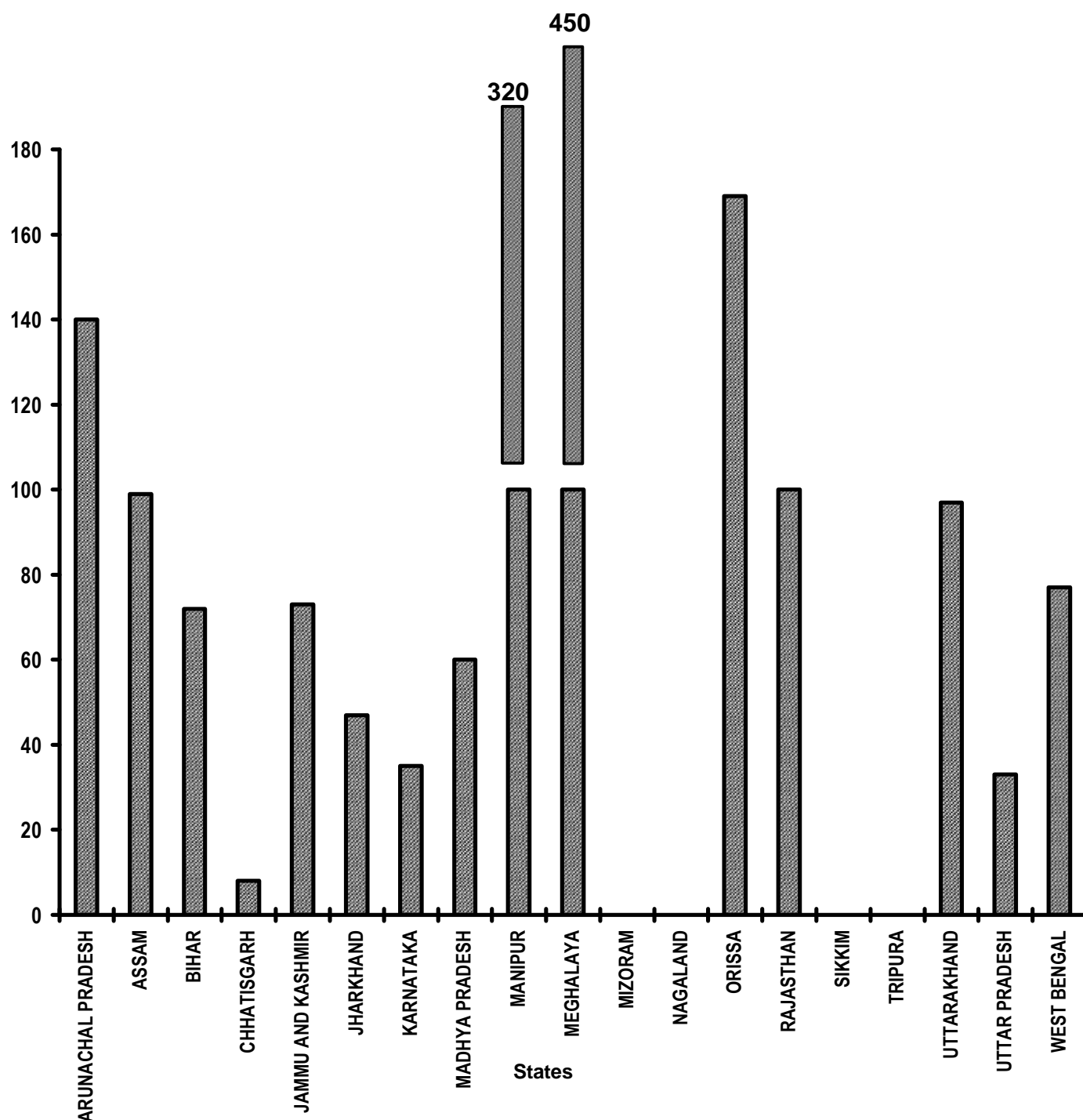


Table - 18

**Rajiv Gandhi Grameen Vidyutikaran Yojana**  
**Villages electrified**  
**(Unit: Number)**

Sl. No.	State/UT Name	Target 2008-2009	Achievement April,2008-March,2009	Percent Achievement April,2008-March,2009
(1)	(2)	(3)	(4)	(4)/(3)
1	ARUNACHAL PRADESH	20	28	140
2	ASSAM	780	770	99
3	BIHAR	5,199	3,720	72
4	CHHATISGARH	100	8	8
5	JAMMU AND KASHMIR	60	44	73
6	JHARKHAND	7,631	3,612	47
7	KARNATAKA	34	12	35
8	MADHYA PRADESH	100	60	60
9	MANIPUR	20	64	320
10	MEGHALAYA	20	90	450
11	MIZORAM	20	0	0
12	NAGALAND	5	0	0
13	ORISSA	2,160	3,650	169
14	RAJASTHAN	280	280	100
15	SIKKIM	10	0	0
16	TRIPURA	20	0	0
17	UTTARAKHAND	198	193	97
18	UTTAR PRADESH	1,600	535	33
19	WEST BENGAL	743	575	77
<b>Grand Total</b>		<b>19,000</b>	<b>13,641</b>	<b>72</b>

**Very Good:(90% or above of targets)**

ARUNACHAL PRADESH, ASSAM, MANIPUR, MEGHALAYA, ORISSA, RAJASTHAN, UTTARAKHAND

**Poor:(Below 80% of targets)**

BIHAR, CHHATISGARH, JAMMU AND KASHMIR, JHARKHAND, KARNATAKA, MADHYA PRADESH, MIZORAM, NAGALAND, SIKKIM, TRIPURA, UTTAR PRADESH, WEST BENGAL

# Energising pump sets

## Pumps sets energized

% Achievement of Target

During April, 2008-March, 2009

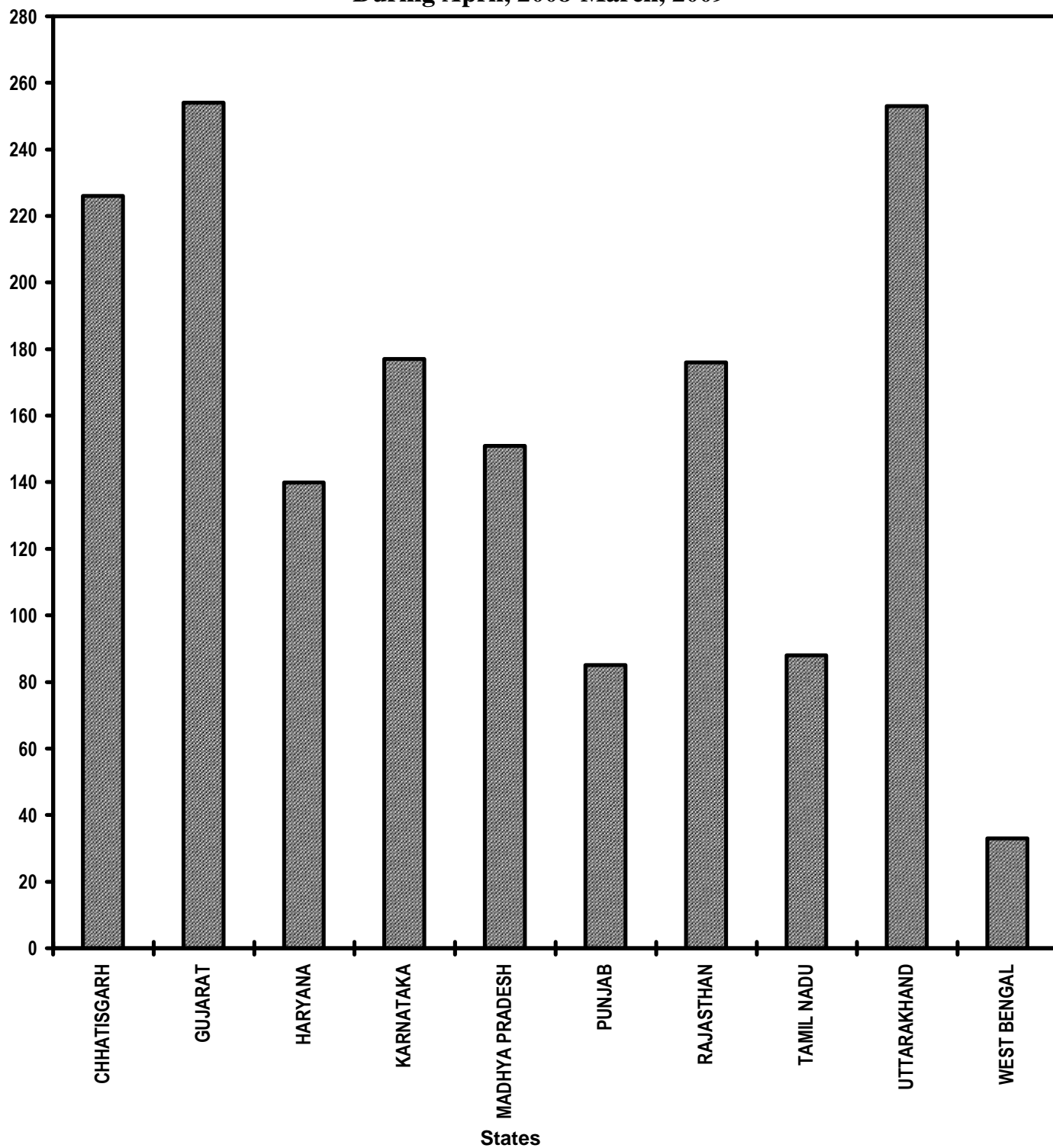


Table - 19

Energising pump sets  
Pumps sets energized  
(Unit: Number)

Sl. No.	State/UT Name	Target 2008-2009	Achievement April,2008-March,2009	Percent Achievement April,2008-March,2009
(1)	(2)	(3)	(4)	(4)/(3)
1	CHHATISGARH	10,000	22,604	226
2	GUJARAT	14,450	36,717	254
3	HARYANA	15,000	21,000	140
4	KARNATAKA	17,000	30,115	177
5	MADHYA PRADESH	7,798	11,744	151
6	PUNJAB	60,000	50,791	85
7	RAJASTHAN	45,000	79,271	176
8	TAMIL NADU	40,000	35,145	88
9	UTTARAKHAND	350	887	253
10	WEST BENGAL	2,037	667	33
<i>Grand Total</i>		2,11,635	2,88,941	137

Very Good:(90% or above of targets)

CHHATISGARH, GUJARAT, HARYANA, KARNATAKA, MADHYA PRADESH, RAJASTHAN, UTTARAKHAND

Good:(Between 80% to 90% targets)

PUNJAB, TAMIL NADU

Poor:(Below 80% of targets)

WEST BENGAL

# Supply of Electricity

## Electricity supplied

% Achievement of Target

During April, 2008-March, 2009

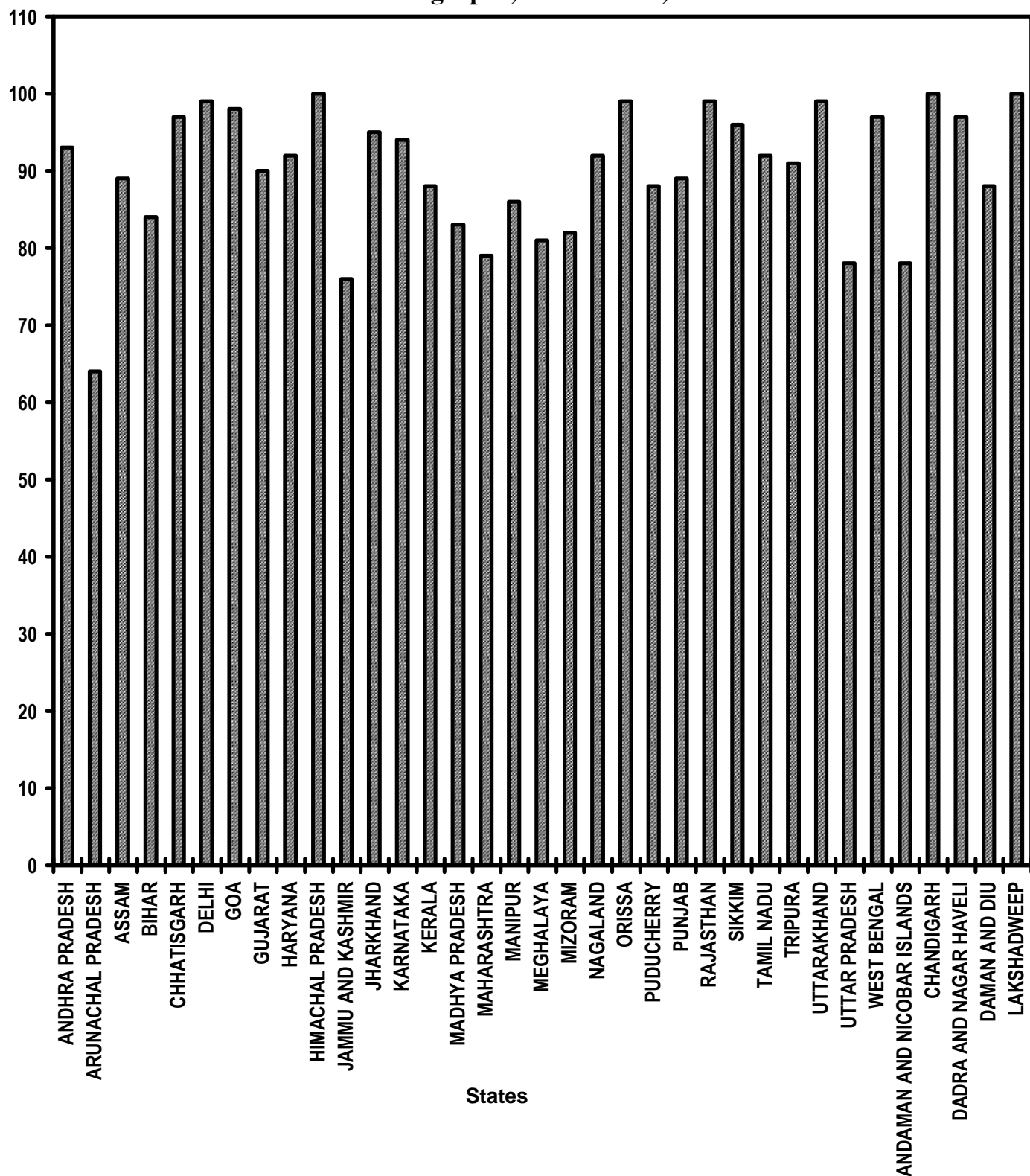


Table - 20

## Supply of Electricity

Sl. No.	State/UT Name	Electricity demanded (Million Units) April,2008- March,2009	Electricity supplied (Million Units) April,2008- March,2009	Shortage observed (Million Units) April,2008- March,2009	Percentage of Electricity Supplied
(1)	(2)	(3)	(4)	(5)	(6)
1	ANDHRA PRADESH	71,511	66,673	4,838	93
2	ARUNACHAL PRADESH	426	271	155	64
3	ASSAM	5,107	4,567	540	89
4	BIHAR	10,527	8,801	1,726	84
5	CHHATISGARH	14,866	14,475	391	97
6	DELHI	22,398	22,273	125	99
7	GOA	2,801	2,754	47	98
8	GUJARAT	67,482	60,851	6,631	90
9	HARYANA	29,085	26,625	2,460	92
10	HIMACHAL PRADESH	6,260	6,241	19	100
11	JAMMU AND KASHMIR	11,467	8,698	2,769	76
12	JHARKHAND	5,361	5,110	251	95
13	KARNATAKA	43,168	40,578	2,590	94
14	KERALA	17,645	15,562	2,083	88
15	MADHYA PRADESH	42,054	34,841	7,213	83
16	MAHARASHTRA	1,21,901	95,761	26,140	79
17	MANIPUR	556	477	79	86
18	MEGHALAYA	1,713	1,386	327	81
19	MIZORAM	330	269	61	82
20	NAGALAND	475	436	39	92
21	ORISSA	20,519	20,214	305	99
22	PUDUCHERRY	2,020	1,773	247	88
23	PUNJAB	41,635	37,238	4,397	89
24	RAJASTHAN	37,797	37,388	409	99
25	SIKKIM	343	330	13	96
26	TAMIL NADU	69,668	64,208	5,460	92
27	TRIPURA	800	728	72	91
28	UTTARAKHAND	7,841	7,765	76	99
29	UTTAR PRADESH	69,207	54,309	14,898	78
30	WEST BENGAL	31,289	30,290	999	97
31	ANDAMAN AND NICOBAR ISLANDS	236	184	52	78
32	CHANDIGARH	1,414	1,414	0	100
33	DADRA AND NAGAR HAVELI	3,574	3,457	117	97
34	DAMAN AND DIU	1,797	1,576	221	88
35	LAKSHADWEEP	24	24	0	100
Grand Total		7,63,297	6,77,547	85,750	89

Very Good:(90% or above of targets)

ANDHRA PRADESH, CHHATISGARH, DELHI, GOA, GUJARAT, HARYANA, HIMACHAL PRADESH, JHARKHAND, KARNATAKA, NAGALAND, ORISSA, RAJASTHAN, SIKKIM, TAMIL NADU, TRIPURA, UTTARAKHAND, WEST BENGAL, CHANDIGARH, DADRA AND NAGAR HAVELI, LAKSHADWEEP

Good:(Between 80% to 90% targets)

ASSAM, BIHAR, KERALA, MADHYA PRADESH, MANIPUR, MEGHALAYA, MIZORAM, PUDUCHERRY, PUNJAB, DAMAN AND DIU

Poor:(Below 80% of targets)

ARUNACHAL PRADESH, JAMMU AND KASHMIR, MAHARASHTRA, UTTAR PRADESH, ANDAMAN AND

## Swaranjayanti Gram Swarojgar Yojana

Sl. No.	State/UT Name	Individual SC Swarozgaries Assisted (Number) April,2008-March,2009	Individual ST Swarozgaries Assisted (Number) April,2008-March,2009	Individual Women Swarozgaries Assisted (Number) April,2008-March,2009	Individual Disabled Swarozgaries Assisted (Number) April,2008-March,2009
(1)	(2)	(3)	(4)	(5)	(6)
1	ANDHRA PRADESH	16,148	3,606	0	4,247
2	ARUNACHAL PRADESH	0	1,223	482	0
3	ASSAM	1,068	944	2,449	917
4	BIHAR	2,183	188	1,281	868
5	CHHATISGARH	2,334	5,596	1,773	237
6	GOA	6	2	59	2
7	GUJARAT	15,870	0	10,454	367
8	HARYANA	3,299	0	4,699	168
9	HIMACHAL PRADESH	4,610	909	7,623	155
10	JAMMU AND KASHMIR	772	866	1,425	24
11	JHARKHAND	6,040	8,361	8,338	883
12	KARNATAKA	31,805	10,533	80,964	1,746
13	KERALA	5,534	421	3,858	657
14	MADHYA PRADESH	24,673	27,985	50,271	3,508
15	MAHARASHTRA	6,026	2,658	5,445	1,352
16	MANIPUR	0	56	0	35
17	MEGHALAYA	36	1,267	644	12
18	MIZORAM	0	0	0	0
19	NAGALAND	0	445	174	25
20	ORISSA	3,256	2,462	2,004	3,185
21	PUDUCHERRY	0	0	0	0
22	PUNJAB	3,466	0	1,093	59
23	RAJASTHAN	4,985	3,538	7,632	241
24	SIKKIM	90	754	1,123	78
25	TAMIL NADU	9,029	424	12,982	5,668
26	TRIPURA	0	0	0	0
27	UTTARAKHAND	3,632	204	1,101	0
28	UTTAR PRADESH	1,19,680	1,276	89,515	3,471
29	WEST BENGAL	15,941	2,374	42,455	258
30	ANDAMAN AND NICOBAR ISLANDS	0	33	12	2
31	DADRA AND NAGAR HAVELI	0	23	1	0
32	DAMAN AND DIU	2	9	0	0
33	LAKSHADWEEP	0	66	23	2
<b>Grand Total</b>		<b>2,80,485</b>	<b>76,223</b>	<b>3,37,880</b>	<b>28,167</b>



## Distribution of waste land to the landless

Sl. No.	State/UT Name	Land Distributed to SC	Land Distributed to ST	Land Distributed to Others
		(Hectare) April,2008-March,2009	(Hectare) April,2008-March,2009	(Hectare) April,2008-March,2009
(1)	(2)	(3)	(4)	(5)
1	ANDHRA PRADESH	539	1,738	813
2	ARUNACHAL PRADESH	0	0	0
3	ASSAM	0	0	0
4	BIHAR	5	6	15
5	CHHATISGARH	4,197	11,761	8,610
6	DELHI	0	0	0
7	GOA	0	0	0
8	GUJARAT	912	160	2,608
9	HARYANA	0	0	0
10	JAMMU AND KASHMIR	0	0	0
11	JHARKHAND	137	424	207
12	KARNATAKA	0	0	0
13	KERALA	0	0	0
14	MADHYA PRADESH	17,754	20,775	17,804
15	MAHARASHTRA	0	0	0
16	MANIPUR	0	0	0
17	MEGHALAYA	0	0	0
18	MIZORAM	0	0	0
19	NAGALAND	0	0	0
20	ORISSA	294	652	724
21	PUDUCHERRY	0	0	0
22	PUNJAB	0	0	0
23	RAJASTHAN	0	0	0
24	SIKKIM	8	17	35
25	TAMIL NADU	1,973	136	10,624
26	TRIPURA	0	0	0
27	UTTARAKHAND	0	0	0
28	UTTAR PRADESH	3,559	46	2,342
29	WEST BENGAL	0	0	0
30	ANDAMAN AND NICOBAR ISLANDS	0	0	0
31	CHANDIGARH	0	0	0
32	DADRA AND NAGAR HAVELI	0	0	0
33	DAMAN AND DIU	0	0	0
34	LAKSHADWEEP	0	0	0
<b>Grand Total</b>		<b>29,378</b>	<b>35,715</b>	<b>43,782</b>

**PART – III**

**TWENTY POINT PROGRAMME - 2006**

**STATE/ UT-WISE PERFORMANCE**

**ANDHRA PRADESH**

Sl. No.	Item Code	Item/Parameter Name {Units}	Target April,2008-March,2009	Achievement April,2008-March,2009	Percent Achievement
(1)	(2)	(3)	(4)	(5)	(5)/(4)
<b><u>Employment generation under the NREG Scheme</u></b>					
1	01A01	No. of job cards issued {Number}	**	47,53,055	
2	01A02	Employment generated {Number}	**	22,40,69,181	
3	01A03	Wages given {Rupees}	**	20,56,03,00,000	
<b><u>Swaranjayanti Gram Swarojgar Yojana</u></b>					
4	01B01	Individual Swarozgaries Assisted {Number}	20,231	38,555	191
5	01B02	Individual SC Swarozgaries Assisted {Number}	**	16,148	
6	01B03	Individual ST Swarozgaries Assisted {Number}	**	3,606	
7	01B04	Individual Women Swarozgaries Assisted {Number}	**	0	
8	01B05	Individual Disabled Swarozgaries Assisted {Number}	**	4,247	
<b><u>Self Help Groups (SHG)</u></b>					
9	01E01	Formed under SGSY {Number}	**	53,095	
10	01E02	To whom income generating activities provided {Number}	7,337	17,083	233
<b><u>Distribution of waste land to the landless</u></b>					
11	03E01	Total Land Distributed {Hectare}	**	3,090	
12	03E02	Land Distributed to SC {Hectare}	**	539	
13	03E03	Land Distributed to ST {Hectare}	**	1,738	
14	03E04	Land Distributed to Others {Hectare}	**	813	
<b><u>Minimum Wages Enforcement (including Farm Labour)</u></b>					
15	04B01	Agriculture and Farm Workers: Inspections made {Number}	**	0	
16	04B02	Agriculture and Farm Workers: Irregularities detected {Number}	**	0	
17	04B03	Agriculture and Farm Workers: Irregularities rectified {Number}	**	0	
18	04B04	Agriculture and Farm Workers: Claims filed {Number}	**	0	
19	04B05	Agriculture and Farm Workers: Claims settled {Number}	**	0	
20	04B06	Agriculture and Farm Workers: Prosecution cases Pending {Number}	**	0	
21	04B07	Agriculture and Farm Workers: Prosecution cases filed {Number}	**	0	
22	04B08	Agriculture and Farm Workers: Prosecution cases decided {Number}	**	0	
23	04B10	Agriculture and Farm Workers: Others {Number}	**	0	
<b><u>Food security (Targeted Public Distribution system)</u></b>					
24	05A02	Off take {Tonnes}	35,77,682	35,32,766	99
<b><u>Food Security (Antyodaya Anna Yojana)</u></b>					
25	05B02	Off take {Tonnes}	6,54,288	6,44,569	99
<b><u>Rural Housing - Indira Awaas Yojana</u></b>					
26	06A01	Houses constructed {Number}	1,92,132	2,55,613	133
<b><u>Rural Areas - Accelerated Rural Water Supply Programme</u></b>					

## ANDHRA PRADESH

Sl. No.	Item Code	Item/Parameter Name {Units}	Target April,2008-March,2009	Achievement April,2008-March,2009	Percent Achievement
(1)	(2)	(3)	(4)	(5)	(5)/(4)
27	<b>07A02</b>	Slipped back habitations and habitations with water quality problems addressed-ARWSP {Number}	15,889	17,983	113
<b><u>Sanitation Programme in Rural Areas</u></b>					
28	<b>08D01</b>	Individual Household latrines constructed {Number}	**	2,92,687	
<b><u>Institutional Delivery</u></b>					
29	<b>08E01</b>	Delivery in institutions {Number}	**	13,91,486	
<b><u>SC Families Assisted</u></b>					
30	<b>10A01</b>	SC Families Assisted {Number}	4,50,000	2,60,181	58
<b><u>Universalization of ICDS Scheme</u></b>					
31	<b>12A01</b>	ICDS Blocks Operational (Cumulative) {Number}	385	385	100
<b><u>Functional Anganwadis</u></b>					
32	<b>12B01</b>	Anganwadis Functional (Cumulative) {Number}	73,944	73,838	100
<b><u>Afforestation ( Public and Forest Lands)</u></b>					
33	<b>15A01</b>	Area Covered under Plantation {Hectares}	3,00,000	3,40,560	114
34	<b>15A02</b>	Seedlings planted {Number}	19,50,00,000	31,97,54,240	164
<b><u>Rural Roads - PMGSY</u></b>					
35	<b>17A01</b>	Length of Road Constructed {Kilometer}	2,500	3,042	122
<b><u>Supply of Electricity</u></b>					
36	<b>18E02</b>	Electricity supplied {Million Units}	71,511	66,673	93

**Note:**

\*\* - Non-Targetable.

**1 Very Good(90% or above of targets)**

01B01, 01E02, 05A02, 05B02, 06A01, 07A02, 12A01, 12B01, 15A01, 15A02, 17A01, 18E02

**2 Poor(Below 80% of targets)**

10A01

**ARUNACHAL PRADESH**

Sl. No.	Item Code	Item/Parameter Name {Units}	Target April,2008-March,2009	Achievement April,2008-March,2009	Percent Achievement
(1)	(2)	(3)	(4)	(5)	(5)/(4)
<b><u>Employment generation under the NREG Scheme</u></b>					
1	01A01	No. of job cards issued {Number}	**	1,32,267	
2	01A02	Employment generated {Number}	**	1,89,09,000	
3	01A03	Wages given {Rupees}	**	19,06,06,000	
<b><u>Swaranjayanti Gram Swarojgar Yojana</u></b>					
4	01B01	Individual Swarozgaries Assisted {Number}	1,055	1,223	116
5	01B02	Individual SC Swarozgaries Assisted {Number}	**	0	
6	01B03	Individual ST Swarozgaries Assisted {Number}	**	1,223	
7	01B04	Individual Women Swarozgaries Assisted {Number}	**	482	
8	01B05	Individual Disabled Swarozgaries Assisted {Number}	**	0	
<b><u>Self Help Groups (SHG)</u></b>					
9	01E01	Formed under SGSY {Number}	**	92	
10	01E02	To whom income generating activities provided {Number}	383	726	190
<b><u>Distribution of waste land to the landless</u></b>					
11	03E01	Total Land Distributed {Hectare}	**	0	
12	03E02	Land Distributed to SC {Hectare}	**	0	
13	03E03	Land Distributed to ST {Hectare}	**	0	
14	03E04	Land Distributed to Others {Hectare}	**	0	
<b><u>Minimum Wages Enforcement (including Farm Labour)</u></b>					
15	04B01	Agriculture and Farm Workers: Inspections made {Number}	**	0	
16	04B02	Agriculture and Farm Workers: Irregularities detected {Number}	**	0	
17	04B03	Agriculture and Farm Workers: Irregularities rectified {Number}	**	0	
18	04B04	Agriculture and Farm Workers: Claims filed {Number}	**	0	
19	04B05	Agriculture and Farm Workers: Claims settled {Number}	**	0	
20	04B06	Agriculture and Farm Workers: Prosecution cases Pending {Number}	**	0	
21	04B07	Agriculture and Farm Workers: Prosecution cases filed {Number}	**	0	
22	04B08	Agriculture and Farm Workers: Prosecution cases decided {Number}	**	0	
23	04B10	Agriculture and Farm Workers: Others {Number}	**	0	
<b><u>Food security (Targeted Public Distribution system)</u></b>					
24	05A02	Off take {Tonnes}	1,01,556	91,058	90
<b><u>Food Security (Antyodaya Anna Yojana)</u></b>					
25	05B02	Off take {Tonnes}	15,972	15,860	99
<b><u>Rural Housing - Indira Awaas Yojana</u></b>					
26	06A01	Houses constructed {Number}	6,770	6,542	97
<b><u>EWS/LIG Houses in Urban Areas</u></b>					
27	06B01	Houses constructed {Number}	488	1,252	257
<b><u>Rural Areas - Accelerated Rural Water Supply Programme</u></b>					

## ARUNACHAL PRADESH

Sl. No.	Item Code	Item/Parameter Name {Units}	Target April,2008-March,2009	Achievement April,2008-March,2009	Percent Achievement
(1)	(2)	(3)	(4)	(5)	(5)/(4)
28	<b>07A01</b>	Habitations covered (NC and PC) {Number}	65	14	22
29	<b>07A02</b>	Slipped back habitations and habitations with water quality problems addressed-ARWSP {Number}	2,325	479	21
<b><u>Sanitation Programme in Rural Areas</u></b>					
30	<b>08D01</b>	Individual Household latrines constructed {Number}	**	3,392	
<b><u>Institutional Delivery</u></b>					
31	<b>08E01</b>	Delivery in institutions {Number}	**	9,569	
<b><u>Universalization of ICDS Scheme</u></b>					
32	<b>12A01</b>	ICDS Blocks Operational (Cumulative) {Number}	85	85	100
<b><u>Functional Anganwadis</u></b>					
33	<b>12B01</b>	Anganwadis Functional (Cumulative) {Number}	4,277	4,277	100
<b><u>Afforestation ( Public and Forest Lands)</u></b>					
34	<b>15A01</b>	Area Covered under Plantation {Hectares}	10,000	10,268	103
35	<b>15A02</b>	Seedlings planted {Number}	65,00,000	78,68,938	121
<b><u>Rural Roads - PMGSY</u></b>					
36	<b>17A01</b>	Length of Road Constructed {Kilometer}	290	317	109
<b><u>Rajiv Gandhi Grameen Vidyutikaran Yojana</u></b>					
37	<b>18B01</b>	Villages electrified {Number}	20	28	140
<b><u>Supply of Electricity</u></b>					
38	<b>18E02</b>	Electricity supplied {Million Units}	426	271	64

**Note:**

\*\* - Non-Targetable.

**1 Very Good(90% or above of targets)**

01B01, 01E02, 05A02, 05B02, 06A01, 06B01, 12A01, 12B01, 15A01, 15A02, 17A01, 18B01

**2 Poor(Below 80% of targets)**

07A01, 07A02, 18E02

**ASSAM**

Sl. No.	Item Code	Item/Parameter Name {Units}	Target April,2008-March,2009	Achievement April,2008-March,2009	Percent Achievement
(1)	(2)	(3)	(4)	(5)	(5)/(4)
<b><u>Employment generation under the NREG Scheme</u></b>					
1	01A01	No. of job cards issued {Number}	**	29,69,266	
2	01A02	Employment generated {Number}	**	7,48,78,000	
3	01A03	Wages given {Rupees}	**	6,05,29,35,000	
<b><u>Swaranjayanti Gram Swarojgar Yojana</u></b>					
4	01B01	Individual Swarozgaries Assisted {Number}	27,423	6,040	22
5	01B02	Individual SC Swarozgaries Assisted {Number}	**	1,068	
6	01B03	Individual ST Swarozgaries Assisted {Number}	**	944	
7	01B04	Individual Women Swarozgaries Assisted {Number}	**	2,449	
8	01B05	Individual Disabled Swarozgaries Assisted {Number}	**	917	
<b><u>Self Help Groups (SHG)</u></b>					
9	01E01	Formed under SGSY {Number}	**	21,869	
10	01E02	To whom income generating activities provided {Number}	9,946	12,304	124
<b><u>Distribution of waste land to the landless</u></b>					
11	03E01	Total Land Distributed {Hectare}	**	45	
12	03E02	Land Distributed to SC {Hectare}	**	0	
13	03E03	Land Distributed to ST {Hectare}	**	0	
14	03E04	Land Distributed to Others {Hectare}	**	0	
<b><u>Minimum Wages Enforcement (including Farm Labour)</u></b>					
15	04B01	Agriculture and Farm Workers: Inspections made {Number}	**	0	
16	04B02	Agriculture and Farm Workers: Irregularities detected {Number}	**	0	
17	04B03	Agriculture and Farm Workers: Irregularities rectified {Number}	**	0	
18	04B04	Agriculture and Farm Workers: Claims filed {Number}	**	0	
19	04B05	Agriculture and Farm Workers: Claims settled {Number}	**	0	
20	04B06	Agriculture and Farm Workers: Prosecution cases Pending {Number}	**	0	
21	04B07	Agriculture and Farm Workers: Prosecution cases filed {Number}	**	0	
22	04B08	Agriculture and Farm Workers: Prosecution cases decided {Number}	**	0	
23	04B10	Agriculture and Farm Workers: Others {Number}	**	0	
<b><u>Food security (Targeted Public Distribution system)</u></b>					
24	05A02	Off take {Tonnes}	14,06,256	14,00,842	100
<b><u>Food Security (Antyodaya Anna Yojana)</u></b>					
25	05B02	Off take {Tonnes}	2,95,692	2,95,009	100
<b><u>Rural Housing - Indira Awaas Yojana</u></b>					
26	06A01	Houses constructed {Number}	1,49,699	1,10,195	74
<b><u>EWS/LIG Houses in Urban Areas</u></b>					
27	06B01	Houses constructed {Number}	293	0	0
<b><u>Rural Areas - Accelerated Rural Water Supply Programme</u></b>					

## ASSAM

Sl. No.	Item Code	Item/Parameter Name {Units}	Target April,2008-March,2009	Achievement April,2008-March,2009	Percent Achievement
(1)	(2)	(3)	(4)	(5)	(5)/(4)
28	07A01	Habitations covered (NC and PC) {Number}	273	602	221
29	07A02	Slipped back habitations and habitations with water quality problems addressed-ARWSP {Number}	22,826	8,430	37
<b><u>Sanitation Programme in Rural Areas</u></b>					
30	08D01	Individual Household latrines constructed {Number}	**	2,05,729	
<b><u>Institutional Delivery</u></b>					
31	08E01	Delivery in institutions {Number}	**	3,56,576	
<b><u>SC Families Assisted</u></b>					
32	10A01	SC Families Assisted {Number}	44,000	28,703	65
<b><u>Universalization of ICDS Scheme</u></b>					
33	12A01	ICDS Blocks Operational (Cumulative) {Number}	223	223	100
<b><u>Functional Anganwadis</u></b>					
34	12B01	Anganwadis Functional (Cumulative) {Number}	37,082	36,849	99
<b><u>No. of Urban poor families assisted under Seven Point Charter</u></b>					
35	14A01	Poor Families Assisted {Number}	250	0	0
<b><u>Afforestation ( Public and Forest Lands)</u></b>					
36	15A01	Area Covered under Plantation {Hectares}	18,000	7,107	39
37	15A02	Seedlings planted {Number}	1,17,00,000	40,00,000	34
<b><u>Rural Roads - PMGSY</u></b>					
38	17A01	Length of Road Constructed {Kilometer}	2,730	1,999	73
<b><u>Rajiv Gandhi Grameen Vidyutikaran Yojana</u></b>					
39	18B01	Villages electrified {Number}	780	770	99
<b><u>Supply of Electricity</u></b>					
40	18E02	Electricity supplied {Million Units}	5,107	4,567	89

**Note:**

\*\* - Non-Targetable.

**1 Very Good(90% or above of targets)**

01E02, 05A02, 05B02, 07A01, 12A01, 12B01, 18B01

**2 Good(Between 80% to 90% targets)**

18E02

**3 Poor(Below 80% of targets)**

01B01, 06A01, 06B01, 07A02, 10A01, 14A01, 15A01, 15A02, 17A01



## BIHAR

Sl. No.	Item Code	Item/Parameter Name {Units}	Target April,2008-March,2009	Achievement April,2008-March,2009	Percent Achievement
(1)	(2)	(3)	(4)	(5)	(5)/(4)
<b><u>Employment generation under the NREG Scheme</u></b>					
1	01A01	No. of job cards issued {Number}	**	1,02,99,609	
2	01A02	Employment generated {Number}	**	9,91,21,000	
3	01A03	Wages given {Rupees}	**	13,05,84,80,000	
<b><u>Swaranjayanti Gram Swarozgar Yojana</u></b>					
4	01B01	Individual Swarozgaries Assisted {Number}	48,127	4,976	10
5	01B02	Individual SC Swarozgaries Assisted {Number}	**	2,183	
6	01B03	Individual ST Swarozgaries Assisted {Number}	**	188	
7	01B04	Individual Women Swarozgaries Assisted {Number}	**	1,281	
8	01B05	Individual Disabled Swarozgaries Assisted {Number}	**	868	
<b><u>Self Help Groups (SHG)</u></b>					
9	01E01	Formed under SGSY {Number}	**	20,407	
10	01E02	To whom income generating activities provided {Number}	17,454	9,744	56
<b><u>Distribution of waste land to the landless</u></b>					
11	03E01	Total Land Distributed {Hectare}	**	26	
12	03E02	Land Distributed to SC {Hectare}	**	5	
13	03E03	Land Distributed to ST {Hectare}	**	6	
14	03E04	Land Distributed to Others {Hectare}	**	15	
<b><u>Minimum Wages Enforcement (including Farm Labour)</u></b>					
15	04B01	Agriculture and Farm Workers: Inspections made {Number}	**	1,37,952	
16	04B02	Agriculture and Farm Workers: Irregularities detected {Number}	**	20,562	
17	04B03	Agriculture and Farm Workers: Irregularities rectified {Number}	**	20,631	
18	04B04	Agriculture and Farm Workers: Claims filed {Number}	**	7,057	
19	04B05	Agriculture and Farm Workers: Claims settled {Number}	**	6,814	
20	04B06	Agriculture and Farm Workers: Prosecution cases Pending {Number}	**	3,616	
21	04B07	Agriculture and Farm Workers: Prosecution cases filed {Number}	**	2	
22	04B08	Agriculture and Farm Workers: Prosecution cases decided {Number}	**	0	
23	04B10	Agriculture and Farm Workers: Others {Number}	**	0	
<b><u>Food security (Targeted Public Distribution system)</u></b>					
24	05A02	Off take {Tonnes}	29,58,122	15,29,022	52
<b><u>Food Security (Antyodaya Anna Yojana)</u></b>					
25	05B02	Off take {Tonnes}	10,19,988	7,72,495	76
<b><u>Rural Housing - Indira Awaas Yojana</u></b>					
26	06A01	Houses constructed {Number}	5,67,125	4,78,613	84
<b><u>Rural Areas - Accelerated Rural Water Supply Programme</u></b>					

## BIHAR

Sl. No.	Item Code	Item/Parameter Name {Units}	Target April,2008-March,2009	Achievement April,2008-March,2009	Percent Achievement
(1)	(2)	(3)	(4)	(5)	(5)/(4)
27	<b>07A02</b>	Slipped back habitations and habitations with water quality problems addressed-ARWSP {Number}	39,956	9,232	23
<b><u>Sanitation Programme in Rural Areas</u></b>					
28	<b>08D01</b>	Individual Household latrines constructed {Number}	**	7,54,665	
<b><u>Institutional Delivery</u></b>					
29	<b>08E01</b>	Delivery in institutions {Number}	**	10,51,376	
<b><u>SC Families Assisted</u></b>					
30	<b>10A01</b>	SC Families Assisted {Number}	2,55,000	9,743	4
<b><u>Universalization of ICDS Scheme</u></b>					
31	<b>12A01</b>	ICDS Blocks Operational (Cumulative) {Number}	545	544	100
<b><u>Functional Anganwadis</u></b>					
32	<b>12B01</b>	Anganwadis Functional (Cumulative) {Number}	81,088	80,211	99
<b><u>Afforestation ( Public and Forest Lands)</u></b>					
33	<b>15A01</b>	Area Covered under Plantation {Hectares}	20,000	22,747	114
34	<b>15A02</b>	Seedlings planted {Number}	1,30,00,000	1,47,85,000	114
<b><u>Rural Roads - PMGSY</u></b>					
35	<b>17A01</b>	Length of Road Constructed {Kilometer}	5,857	6,194	106
<b><u>Rajiv Gandhi Grameen Vidyutikaran Yojana</u></b>					
36	<b>18B01</b>	Villages electrified {Number}	5,199	3,720	72
<b><u>Supply of Electricity</u></b>					
37	<b>18E02</b>	Electricity supplied {Million Units}	10,527	8,801	84

**Note:**

\*\* - Non-Targetable.

**1 Very Good(90% or above of targets)**

12A01, 12B01, 15A01, 15A02, 17A01

**2 Good(Between 80% to 90% targets)**

06A01, 18E02

**3 Poor(Below 80% of targets)**

01B01, 01E02, 05A02, 05B02, 07A02, 10A01, 18B01

**CHHATISGARH**

Sl. No.	Item Code	Item/Parameter Name {Units}	Target April,2008-March,2009	Achievement April,2008-March,2009	Percent Achievement
(1)	(2)	(3)	(4)	(5)	(5)/(4)
<b><u>Employment generation under the NREG Scheme</u></b>					
1	01A01	No. of job cards issued {Number}	**	33,54,795	
2	01A02	Employment generated {Number}	**	12,43,13,000	
3	01A03	Wages given {Rupees}	**	9,10,05,65,000	
<b><u>Swaranjayanti Gram Swarojgar Yojana</u></b>					
4	01B01	Individual Swarozgaries Assisted {Number}	10,688	13,631	128
5	01B02	Individual SC Swarozgaries Assisted {Number}	**	2,334	
6	01B03	Individual ST Swarozgaries Assisted {Number}	**	5,596	
7	01B04	Individual Women Swarozgaries Assisted {Number}	**	1,773	
8	01B05	Individual Disabled Swarozgaries Assisted {Number}	**	237	
<b><u>Self Help Groups (SHG)</u></b>					
9	01E01	Formed under SGSY {Number}	**	4,945	
10	01E02	To whom income generating activities provided {Number}	3,876	3,001	77
<b><u>Distribution of waste land to the landless</u></b>					
11	03E01	Total Land Distributed {Hectare}	**	24,567	
12	03E02	Land Distributed to SC {Hectare}	**	4,197	
13	03E03	Land Distributed to ST {Hectare}	**	11,761	
14	03E04	Land Distributed to Others {Hectare}	**	8,610	
<b><u>Minimum Wages Enforcement (including Farm Labour)</u></b>					
15	04B01	Agriculture and Farm Workers: Inspections made {Number}	**	0	
16	04B02	Agriculture and Farm Workers: Irregularities detected {Number}	**	0	
17	04B03	Agriculture and Farm Workers: Irregularities rectified {Number}	**	0	
18	04B04	Agriculture and Farm Workers: Claims filed {Number}	**	0	
19	04B05	Agriculture and Farm Workers: Claims settled {Number}	**	0	
20	04B06	Agriculture and Farm Workers: Prosecution cases Pending {Number}	**	0	
21	04B07	Agriculture and Farm Workers: Prosecution cases filed {Number}	**	0	
22	04B08	Agriculture and Farm Workers: Prosecution cases decided {Number}	**	0	
23	04B10	Agriculture and Farm Workers: Others {Number}	**	0	
<b><u>Food security (Targeted Public Distribution system)</u></b>					
24	05A02	Off take {Tonnes}	9,37,698	8,05,755	86
<b><u>Food Security (Antyodaya Anna Yojana)</u></b>					
25	05B02	Off take {Tonnes}	3,01,944	3,01,944	100
<b><u>Rural Housing - Indira Awaas Yojana</u></b>					
26	06A01	Houses constructed {Number}	29,712	1,589	5
<b><u>EWS/LIG Houses in Urban Areas</u></b>					
27	06B01	Houses constructed {Number}	6,393	12,488	195
<b><u>Rural Areas - Accelerated Rural Water Supply Programme</u></b>					

## CHHATISGARH

Sl. No.	Item Code	Item/Parameter Name {Units}	Target April,2008-March,2009	Achievement April,2008-March,2009	Percent Achievement
(1)	(2)	(3)	(4)	(5)	(5)/(4)
28	<b>07A02</b>	Slipped back habitations and habitations with water quality problems addressed-ARWSP {Number}	4,408	184	4
<b><u>Sanitation Programme in Rural Areas</u></b>					
29	<b>08D01</b>	Individual Household latrines constructed {Number}	**	3,05,456	
<b><u>Institutional Delivery</u></b>					
30	<b>08E01</b>	Delivery in institutions {Number}	**	1,94,267	
<b><u>SC Families Assisted</u></b>					
31	<b>10A01</b>	SC Families Assisted {Number}	3,75,000	4,55,281	121
<b><u>Universalization of ICDS Scheme</u></b>					
32	<b>12A01</b>	ICDS Blocks Operational (Cumulative) {Number}	163	161	99
<b><u>Functional Anganwadis</u></b>					
33	<b>12B01</b>	Anganwadis Functional (Cumulative) {Number}	34,937	33,470	96
<b><u>No. of Urban poor families assisted under Seven Point Charter</u></b>					
34	<b>14A01</b>	Poor Families Assisted {Number}	5,000	9,000	180
<b><u>Afforestation ( Public and Forest Lands)</u></b>					
35	<b>15A01</b>	Area Covered under Plantation {Hectares}	1,20,000	66,762	56
36	<b>15A02</b>	Seedlings planted {Number}	7,80,00,000	4,91,75,000	63
<b><u>Rural Roads - PMGSY</u></b>					
37	<b>17A01</b>	Length of Road Constructed {Kilometer}	4,250	2,385	56
<b><u>Rajiv Gandhi Grameen Vidyutikaran Yojana</u></b>					
38	<b>18B01</b>	Villages electrified {Number}	100	8	8
<b><u>Energising pump sets</u></b>					
39	<b>18D01</b>	Pumps sets energized {Number}	10,000	22,604	226
<b><u>Supply of Electricity</u></b>					
40	<b>18E02</b>	Electricity supplied {Million Units}	14,866	14,475	97

**Note:**

\*\* - Non-Targetable.

**1 Very Good(90% or above of targets)**

01B01, 05B02, 06B01, 10A01, 12A01, 12B01, 14A01, 18D01, 18E02

**2 Good(Between 80% to 90% targets)**

05A02

**3 Poor(Below 80% of targets)**

01E02, 06A01, 07A02, 15A01, 15A02, 17A01, 18B01

**DELHI**

Sl. No.	Item Code	Item/Parameter Name {Units}	Target April,2008-March,2009	Achievement April,2008-March,2009	Percent Achievement
(1)	(2)	(3)	(4)	(5)	(5)/(4)
<b><u>Employment generation under the NREG Scheme</u></b>					
1	01A01	No. of job cards issued {Number}	**	0	
2	01A02	Employment generated {Number}	**	0	
3	01A03	Wages given {Rupees}	**	0	
<b><u>Self Help Groups (SHG)</u></b>					
4	01E01	Formed under SGSY {Number}	**	0	
<b><u>Distribution of waste land to the landless</u></b>					
5	03E01	Total Land Distributed {Hectare}	**	0	
6	03E02	Land Distributed to SC {Hectare}	**	0	
7	03E03	Land Distributed to ST {Hectare}	**	0	
8	03E04	Land Distributed to Others {Hectare}	**	0	
<b><u>Minimum Wages Enforcement (including Farm Labour)</u></b>					
9	04B01	Agriculture and Farm Workers: Inspections made {Number}	**	0	
10	04B02	Agriculture and Farm Workers: Irregularities detected {Number}	**	0	
11	04B03	Agriculture and Farm Workers: Irregularities rectified {Number}	**	0	
12	04B04	Agriculture and Farm Workers: Claims filed {Number}	**	0	
13	04B05	Agriculture and Farm Workers: Claims settled {Number}	**	0	
14	04B06	Agriculture and Farm Workers: Prosecution cases Pending {Number}	**	0	
15	04B07	Agriculture and Farm Workers: Prosecution cases filed {Number}	**	0	
16	04B08	Agriculture and Farm Workers: Prosecution cases decided {Number}	**	0	
17	04B10	Agriculture and Farm Workers: Others {Number}	**	0	
<b><u>Food security (Targeted Public Distribution system)</u></b>					
18	05A02	Off take {Tonnes}	5,92,548	5,61,815	95
<b><u>Food Security (Antyodaya Anna Yojana)</u></b>					
19	05B02	Off take {Tonnes}	63,084	53,161	84
<b><u>EWS/LIG Houses in Urban Areas</u></b>					
20	06B01	Houses constructed {Number}	80,000	1,220	2
<b><u>Sanitation Programme in Rural Areas</u></b>					
21	08D01	Individual Household latrines constructed {Number}	**	0	
<b><u>Institutional Delivery</u></b>					
22	08E01	Delivery in institutions {Number}	**	1,41,963	
<b><u>SC Families Assisted</u></b>					
23	10A01	SC Families Assisted {Number}	5,000	2,191	44
<b><u>Universalization of ICDS Scheme</u></b>					
24	12A01	ICDS Blocks Operational (Cumulative) {Number}	50	50	100
<b><u>Functional Anganwadis</u></b>					
25	12B01	Anganwadis Functional (Cumulative) {Number}	6,106	6,106	100

## DELHI

Sl. No.	Item Code	Item/Parameter Name {Units}	Target April,2008- March,2009	Achievement April,2008- March,2009	Percent Achievement
(1)	(2)	(3)	(4)	(5)	(5)/(4)
<b><u>Afforestation ( Public and Forest Lands)</u></b>					
26	<b>15A01</b>	Area Covered under Plantation {Hectares}	20	80	400
27	<b>15A02</b>	Seedlings planted {Number}	13,000	11,33,000	8,715
<b><u>Supply of Electricity</u></b>					
28	<b>18E02</b>	Electricity supplied {Million Units}	22,398	22,273	99
<b><u>Note:</u></b>					

\*\* - Non-Targetable.

**1 Very Good(90% or above of targets)**

05A02, 12A01, 12B01, 15A01, 15A02, 18E02

**2 Good(Between 80% to 90% targets)**

05B02

**3 Poor(Below 80% of targets)**

06B01, 10A01

**GOA**

Sl. No.	Item Code	Item/Parameter Name {Units}	Target April,2008-March,2009	Achievement April,2008-March,2009	Percent Achievement
(1)	(2)	(3)	(4)	(5)	(5)/(4)
<b><u>Employment generation under the NREG Scheme</u></b>					
1	01A01	No. of job cards issued {Number}	**	8,043	
2	01A02	Employment generated {Number}	**	878	
3	01A03	Wages given {Rupees}	**	30,500	
<b><u>Swaranjayanti Gram Swarojgar Yojana</u></b>					
4	01B01	Individual Swarozgaries Assisted {Number}	238	69	29
5	01B02	Individual SC Swarozgaries Assisted {Number}	**	6	
6	01B03	Individual ST Swarozgaries Assisted {Number}	**	2	
7	01B04	Individual Women Swarozgaries Assisted {Number}	**	59	
8	01B05	Individual Disabled Swarozgaries Assisted {Number}	**	2	
<b><u>Self Help Groups (SHG)</u></b>					
9	01E01	Formed under SGSY {Number}	**	96	
10	01E02	To whom income generating activities provided {Number}	86	89	103
<b><u>Distribution of waste land to the landless</u></b>					
11	03E01	Total Land Distributed {Hectare}	**	0	
12	03E02	Land Distributed to SC {Hectare}	**	0	
13	03E03	Land Distributed to ST {Hectare}	**	0	
14	03E04	Land Distributed to Others {Hectare}	**	0	
<b><u>Minimum Wages Enforcement (including Farm Labour)</u></b>					
15	04B01	Agriculture and Farm Workers: Inspections made {Number}	**	2	
16	04B02	Agriculture and Farm Workers: Irregularities detected {Number}	**	14	
17	04B03	Agriculture and Farm Workers: Irregularities rectified {Number}	**	0	
18	04B04	Agriculture and Farm Workers: Claims filed {Number}	**	0	
19	04B05	Agriculture and Farm Workers: Claims settled {Number}	**	0	
20	04B06	Agriculture and Farm Workers: Prosecution cases Pending {Number}	**	8	
21	04B07	Agriculture and Farm Workers: Prosecution cases filed {Number}	**	8	
22	04B08	Agriculture and Farm Workers: Prosecution cases decided {Number}	**	0	
23	04B10	Agriculture and Farm Workers: Others {Number}	**	0	
<b><u>Food security (Targeted Public Distribution system)</u></b>					
24	05A02	Off take {Tonnes}	36,355	33,958	93
<b><u>Food Security (Antyodaya Anna Yojana)</u></b>					
25	05B02	Off take {Tonnes}	6,108	5,356	88
<b><u>Rural Housing - Indira Awaas Yojana</u></b>					
26	06A01	Houses constructed {Number}	1,183	876	74
<b><u>EWS/LIG Houses in Urban Areas</u></b>					
27	06B01	Houses constructed {Number}	130	0	0
<b><u>Rural Areas - Accelerated Rural Water Supply Programme</u></b>					

**GOA**

Sl. No.	Item Code	Item/Parameter Name {Units}	Target April,2008-March,2009	Achievement April,2008-March,2009	Percent Achievement
(1)	(2)	(3)	(4)	(5)	(5)/(4)
28	<b>07A01</b>	Habitations covered (NC and PC) {Number}	3	2	67
		<b><u>Sanitation Programme in Rural Areas</u></b>			
29	<b>08D01</b>	Individual Household latrines constructed {Number}	**	18,753	
		<b><u>Institutional Delivery</u></b>			
30	<b>08E01</b>	Delivery in institutions {Number}	**	21,830	
		<b><u>SC Families Assisted</u></b>			
31	<b>10A01</b>	SC Families Assisted {Number}	550	515	94
		<b><u>Universalization of ICDS Scheme</u></b>			
32	<b>12A01</b>	ICDS Blocks Operational (Cumulative) {Number}	11	11	100
		<b><u>Functional Anganwadis</u></b>			
33	<b>12B01</b>	Anganwadis Functional (Cumulative) {Number}	1,112	1,112	100
		<b><u>Afforestation ( Public and Forest Lands)</u></b>			
34	<b>15A01</b>	Area Covered under Plantation {Hectares}	1,000	487	49
35	<b>15A02</b>	Seedlings planted {Number}	6,50,000	9,60,000	148
		<b><u>Rural Roads - PMGSY</u></b>			
36	<b>17A01</b>	Length of Road Constructed {Kilometer}	5	0	0
		<b><u>Supply of Electricity</u></b>			
37	<b>18E02</b>	Electricity supplied {Million Units}	2,801	2,754	98

**Note:**

\*\* - Non-Targetable.

**1 Very Good(90% or above of targets)**

01E02, 05A02, 10A01, 12A01, 12B01, 15A02, 18E02

**2 Good(Between 80% to 90% targets)**

05B02

**3 Poor(Below 80% of targets)**

01B01, 06A01, 06B01, 07A01, 15A01, 17A01



**GUJARAT**

Sl. No.	Item Code	Item/Parameter Name {Units}	Target April,2008-March,2009	Achievement April,2008-March,2009	Percent Achievement
(1)	(2)	(3)	(4)	(5)	(5)/(4)
<b><u>Employment generation under the NREG Scheme</u></b>					
1	01A01	No. of job cards issued {Number}	**	28,77,309	
2	01A02	Employment generated {Number}	**	2,12,61,000	
3	01A03	Wages given {Rupees}	**	1,46,10,28,000	
<b><u>Swaranjayanti Gram Swarojgar Yojana</u></b>					
4	01B01	Individual Swarozgaries Assisted {Number}	7,615	29,271	384
5	01B02	Individual SC Swarozgaries Assisted {Number}	**	15,870	
6	01B03	Individual ST Swarozgaries Assisted {Number}	**	0	
7	01B04	Individual Women Swarozgaries Assisted {Number}	**	10,454	
8	01B05	Individual Disabled Swarozgaries Assisted {Number}	**	367	
<b><u>Self Help Groups (SHG)</u></b>					
9	01E01	Formed under SGSY {Number}	**	56,648	
10	01E02	To whom income generating activities provided {Number}	2,762	14,667	531
<b><u>Distribution of waste land to the landless</u></b>					
11	03E01	Total Land Distributed {Hectare}	**	3,680	
12	03E02	Land Distributed to SC {Hectare}	**	912	
13	03E03	Land Distributed to ST {Hectare}	**	160	
14	03E04	Land Distributed to Others {Hectare}	**	2,608	
<b><u>Minimum Wages Enforcement (including Farm Labour)</u></b>					
15	04B01	Agriculture and Farm Workers: Inspections made {Number}	**	58,389	
16	04B02	Agriculture and Farm Workers: Irregularities detected {Number}	**	9,229	
17	04B03	Agriculture and Farm Workers: Irregularities rectified {Number}	**	12,630	
18	04B04	Agriculture and Farm Workers: Claims filed {Number}	**	8	
19	04B05	Agriculture and Farm Workers: Claims settled {Number}	**	2	
20	04B06	Agriculture and Farm Workers: Prosecution cases Pending {Number}	**	11,003	
21	04B07	Agriculture and Farm Workers: Prosecution cases filed {Number}	**	67	
22	04B08	Agriculture and Farm Workers: Prosecution cases decided {Number}	**	173	
23	04B10	Agriculture and Farm Workers: Others {Number}	**	0	
<b><u>Food security (Targeted Public Distribution system)</u></b>					
24	05A02	Off take {Tonnes}	10,42,040	8,56,966	82
<b><u>Food Security (Antyodaya Anna Yojana)</u></b>					
25	05B02	Off take {Tonnes}	3,40,080	3,40,753	100
<b><u>Rural Housing - Indira Awaas Yojana</u></b>					
26	06A01	Houses constructed {Number}	94,226	1,05,673	112
<b><u>EWS/LIG Houses in Urban Areas</u></b>					
27	06B01	Houses constructed {Number}	500	460	92
<b><u>Rural Areas - Accelerated Rural Water Supply Programme</u></b>					

## GUJARAT

Sl. No.	Item Code	Item/Parameter Name {Units}	Target April,2008-March,2009	Achievement April,2008-March,2009	Percent Achievement
(1)	(2)	(3)	(4)	(5)	(5)/(4)
28	<b>07A02</b>	Slipped back habitations and habitations with water quality problems addressed-ARWSP {Number}	4,232	4,241	100
<b><u>Sanitation Programme in Rural Areas</u></b>					
29	<b>08D01</b>	Individual Household latrines constructed {Number}	**	9,92,408	
<b><u>Institutional Delivery</u></b>					
30	<b>08E01</b>	Delivery in institutions {Number}	**	10,60,788	
<b><u>SC Families Assisted</u></b>					
31	<b>10A01</b>	SC Families Assisted {Number}	1,40,000	1,75,237	125
<b><u>Universalization of ICDS Scheme</u></b>					
32	<b>12A01</b>	ICDS Blocks Operational (Cumulative) {Number}	260	260	100
<b><u>Functional Anganwadis</u></b>					
33	<b>12B01</b>	Anganwadis Functional (Cumulative) {Number}	44,179	43,761	99
<b><u>No. of Urban poor families assisted under Seven Point Charter</u></b>					
34	<b>14A01</b>	Poor Families Assisted {Number}	4,000	11,942	299
<b><u>Afforestation ( Public and Forest Lands)</u></b>					
35	<b>15A01</b>	Area Covered under Plantation {Hectares}	1,10,000	1,12,247	102
36	<b>15A02</b>	Seedlings planted {Number}	7,15,00,000	8,99,07,000	126
<b><u>Rural Roads - PMGSY</u></b>					
37	<b>17A01</b>	Length of Road Constructed {Kilometer}	1,000	1,204	120
<b><u>Energising pump sets</u></b>					
38	<b>18D01</b>	Pumps sets energized {Number}	14,450	36,717	254
<b><u>Supply of Electricity</u></b>					
39	<b>18E02</b>	Electricity supplied {Million Units}	67,482	60,851	90

**Note:**

\*\* - Non-Targetable.

**1 Very Good(90% or above of targets)**

01B01, 01E02, 05B02, 06A01, 06B01, 07A02, 10A01, 12A01, 12B01, 14A01, 15A01, 15A02, 17A01, 18D01, 18E02

**2 Good(Between 80% to 90% targets)**

05A02

## HARYANA

Sl. No.	Item Code	Item/Parameter Name {Units}	Target April,2008-March,2009	Achievement April,2008-March,2009	Percent Achievement
(1)	(2)	(3)	(4)	(5)	(5)/(4)
<b><u>Employment generation under the NREG Scheme</u></b>					
1	01A01	No. of job cards issued {Number}	**	3,76,537	
2	01A02	Employment generated {Number}	**	59,54,000	
3	01A03	Wages given {Rupees}	**	84,87,93,000	
<b><u>Swaranjayanti Gram Swarajgar Yojana</u></b>					
4	01B01	Individual Swarozgaries Assisted {Number}	4,480	8,878	198
5	01B02	Individual SC Swarozgaries Assisted {Number}	**	3,299	
6	01B03	Individual ST Swarozgaries Assisted {Number}	**	0	
7	01B04	Individual Women Swarozgaries Assisted {Number}	**	4,699	
8	01B05	Individual Disabled Swarozgaries Assisted {Number}	**	168	
<b><u>Self Help Groups (SHG)</u></b>					
9	01E01	Formed under SGSY {Number}	**	4,506	
10	01E02	To whom income generating activities provided {Number}	1,625	1,736	107
<b><u>Distribution of waste land to the landless</u></b>					
11	03E01	Total Land Distributed {Hectare}	**	0	
12	03E02	Land Distributed to SC {Hectare}	**	0	
13	03E03	Land Distributed to ST {Hectare}	**	0	
14	03E04	Land Distributed to Others {Hectare}	**	0	
<b><u>Minimum Wages Enforcement (including Farm Labour)</u></b>					
15	04B01	Agriculture and Farm Workers: Inspections made {Number}	**	0	
16	04B02	Agriculture and Farm Workers: Irregularities detected {Number}	**	0	
17	04B03	Agriculture and Farm Workers: Irregularities rectified {Number}	**	0	
18	04B04	Agriculture and Farm Workers: Claims filed {Number}	**	11	
19	04B05	Agriculture and Farm Workers: Claims settled {Number}	**	53	
20	04B06	Agriculture and Farm Workers: Prosecution cases Pending {Number}	**	0	
21	04B07	Agriculture and Farm Workers: Prosecution cases filed {Number}	**	0	
22	04B08	Agriculture and Farm Workers: Prosecution cases decided {Number}	**	0	
23	04B10	Agriculture and Farm Workers: Others {Number}	**	0	
<b><u>Food security (Targeted Public Distribution system)</u></b>					
24	05A02	Off take {Tonnes}	6,03,493	3,87,616	64
<b><u>Food Security (Antyodaya Anna Yojana)</u></b>					
25	05B02	Off take {Tonnes}	1,22,820	1,12,235	91
<b><u>Rural Housing - Indira Awaas Yojana</u></b>					
26	06A01	Houses constructed {Number}	13,229	13,134	99
<b><u>EWS/LIG Houses in Urban Areas</u></b>					
27	06B01	Houses constructed {Number}	166	135	81
<b><u>Rural Areas - Accelerated Rural Water Supply Programme</u></b>					

## HARYANA

Sl. No.	Item Code	Item/Parameter Name {Units}	Target April,2008-March,2009 (4)	Achievement April,2008-March,2009 (5)	Percent Achievement (5)/(4)
28	07A02	Slipped back habitations and habitations with water quality problems addressed-ARWSP {Number}	635	969	153
<b><u>Sanitation Programme in Rural Areas</u></b>					
29	08D01	Individual Household latrines constructed {Number}	**	3,67,097	
<b><u>Institutional Delivery</u></b>					
30	08E01	Delivery in institutions {Number}	**	19,54,579	
<b><u>SC Families Assisted</u></b>					
31	10A01	SC Families Assisted {Number}	88,500	80,283	91
<b><u>Universalization of ICDS Scheme</u></b>					
32	12A01	ICDS Blocks Operational (Cumulative) {Number}	137	137	100
<b><u>Functional Anganwadis</u></b>					
33	12B01	Anganwadis Functional (Cumulative) {Number}	17,192	17,192	100
<b><u>Afforestation ( Public and Forest Lands)</u></b>					
34	15A01	Area Covered under Plantation {Hectares}	18,000	29,987	167
35	15A02	Seedlings planted {Number}	1,17,00,000	2,87,62,000	246
<b><u>Rural Roads - PMGSY</u></b>					
36	17A01	Length of Road Constructed {Kilometer}	750	953	127
<b><u>Energising pump sets</u></b>					
37	18D01	Pumps sets energized {Number}	15,000	21,000	140
<b><u>Supply of Electricity</u></b>					
38	18E02	Electricity supplied {Million Units}	29,085	26,625	92

**Note:**

\*\* - Non-Targetable.

**1 Very Good(90% or above of targets)**

01B01, 01E02, 05B02, 06A01, 07A02, 10A01, 12A01, 12B01, 15A01, 15A02, 17A01, 18D01, 18E02

**2 Good(Between 80% to 90% targets)**

06B01

**3 Poor(Below 80% of targets)**

05A02

## HIMACHAL PRADESH

Sl. No.	Item Code	Item/Parameter Name {Units}	Target April,2008-March,2009	Achievement April,2008-March,2009	Percent Achievement
(1)	(2)	(3)	(4)	(5)	(5)/(4)
<b><u>Employment generation under the NREG Scheme</u></b>					
1	01A01	No. of job cards issued {Number}	**	8,49,993	
2	01A02	Employment generated {Number}	**	2,05,28,000	
3	01A03	Wages given {Rupees}	**	2,16,69,89,000	
<b><u>Swaranjayanti Gram Swarojgar Yojana</u></b>					
4	01B01	Individual Swarozgaries Assisted {Number}	1,886	11,863	629
5	01B02	Individual SC Swarozgaries Assisted {Number}	**	4,610	
6	01B03	Individual ST Swarozgaries Assisted {Number}	**	909	
7	01B04	Individual Women Swarozgaries Assisted {Number}	**	7,623	
8	01B05	Individual Disabled Swarozgaries Assisted {Number}	**	155	
<b><u>Self Help Groups (SHG)</u></b>					
9	01E01	Formed under SGSY {Number}	**	1,402	
10	01E02	To whom income generating activities provided {Number}	684	958	140
<b><u>Minimum Wages Enforcement (including Farm Labour)</u></b>					
11	04B01	Agriculture and Farm Workers: Inspections made {Number}	**	0	
12	04B02	Agriculture and Farm Workers: Irregularities detected {Number}	**	0	
13	04B03	Agriculture and Farm Workers: Irregularities rectified {Number}	**	0	
14	04B04	Agriculture and Farm Workers: Claims filed {Number}	**	0	
15	04B05	Agriculture and Farm Workers: Claims settled {Number}	**	0	
16	04B06	Agriculture and Farm Workers: Prosecution cases Pending {Number}	**	0	
17	04B07	Agriculture and Farm Workers: Prosecution cases filed {Number}	**	0	
18	04B08	Agriculture and Farm Workers: Prosecution cases decided {Number}	**	0	
19	04B10	Agriculture and Farm Workers: Others {Number}	**	0	
<b><u>Food security (Targeted Public Distribution system)</u></b>					
20	05A02	Off take {Tonnes}	4,63,176	4,60,401	99
<b><u>Food Security (Antyodaya Anna Yojana)</u></b>					
21	05B02	Off take {Tonnes}	82,740	83,703	101
<b><u>Rural Housing - Indira Awaas Yojana</u></b>					
22	06A01	Houses constructed {Number}	4,242	3,968	94
<b><u>Rural Areas - Accelerated Rural Water Supply Programme</u></b>					
23	07A02	Slipped back habitations and habitations with water quality problems addressed-ARWSP {Number}	5,184	5,529	107
<b><u>Sanitation Programme in Rural Areas</u></b>					
24	08D01	Individual Household latrines constructed {Number}	**	3,13,872	
<b><u>Institutional Delivery</u></b>					

## HIMACHAL PRADESH

Sl. No.	Item Code	Item/Parameter Name {Units}	Target April,2008-March,2009	Achievement April,2008-March,2009	Percent Achievement
(1)	(2)	(3)	(4)	(5)	(5)/(4)
25	<b>08E01</b>	Delivery in institutions {Number}	**	59,437	
		<b><u>SC Families Assisted</u></b>			
26	<b>10A01</b>	SC Families Assisted {Number}	58,000	62,009	107
		<b><u>Universalization of ICDS Scheme</u></b>			
27	<b>12A01</b>	ICDS Blocks Operational (Cumulative) {Number}	76	76	100
		<b><u>Functional Anganwadis</u></b>			
28	<b>12B01</b>	Anganwadis Functional (Cumulative) {Number}	18,248	18,248	100
		<b><u>Afforestation ( Public and Forest Lands)</u></b>			
29	<b>15A01</b>	Area Covered under Plantation {Hectares}	20,000	20,997	105
30	<b>15A02</b>	Seedlings planted {Number}	1,30,00,000	1,36,00,000	105
		<b><u>Rural Roads - PMGSY</u></b>			
31	<b>17A01</b>	Length of Road Constructed {Kilometer}	1,660	1,358	82
		<b><u>Supply of Electricity</u></b>			
32	<b>18E02</b>	Electricity supplied {Million Units}	6,260	6,241	100

**Note:**

\*\* - Non-Targetable.

**1 Very Good(90% or above of targets)**

01B01, 01E02, 05A02, 05B02, 06A01, 07A02, 10A01, 12A01, 12B01, 15A01, 15A02, 18E02

**2 Good(Between 80% to 90% targets)**

17A01

# JAMMU AND KASHMIR

Sl. No.	Item Code	Item/Parameter Name {Units}	Target April,2008-March,2009	Achievement April,2008-March,2009	Percent Achievement
(1)	(2)	(3)	(4)	(5)	(5)/(4)
<b><u>Employment generation under the NREG Scheme</u></b>					
1	01A01	No. of job cards issued {Number}	**	4,83,609	
2	01A02	Employment generated {Number}	**	75,11,750	
3	01A03	Wages given {Rupees}	**	62,80,99,000	
<b><u>Swaranjayanti Gram Swarojgar Yojana</u></b>					
4	01B01	Individual Swarozgaries Assisted {Number}	2,335	6,699	287
5	01B02	Individual SC Swarozgaries Assisted {Number}	**	772	
6	01B03	Individual ST Swarozgaries Assisted {Number}	**	866	
7	01B04	Individual Women Swarozgaries Assisted {Number}	**	1,425	
8	01B05	Individual Disabled Swarozgaries Assisted {Number}	**	24	
<b><u>Self Help Groups (SHG)</u></b>					
9	01E01	Formed under SGSY {Number}	**	945	
10	01E02	To whom income generating activities provided {Number}	846	90	11
<b><u>Distribution of waste land to the landless</u></b>					
11	03E01	Total Land Distributed {Hectare}	**	0	
12	03E02	Land Distributed to SC {Hectare}	**	0	
13	03E03	Land Distributed to ST {Hectare}	**	0	
14	03E04	Land Distributed to Others {Hectare}	**	0	
<b><u>Minimum Wages Enforcement (including Farm Labour)</u></b>					
15	04B01	Agriculture and Farm Workers: Inspections made {Number}	**	0	
16	04B02	Agriculture and Farm Workers: Irregularities detected {Number}	**	0	
17	04B03	Agriculture and Farm Workers: Irregularities rectified {Number}	**	0	
18	04B04	Agriculture and Farm Workers: Claims filed {Number}	**	0	
19	04B05	Agriculture and Farm Workers: Claims settled {Number}	**	0	
20	04B06	Agriculture and Farm Workers: Prosecution cases Pending {Number}	**	0	
21	04B07	Agriculture and Farm Workers: Prosecution cases filed {Number}	**	0	
22	04B08	Agriculture and Farm Workers: Prosecution cases decided {Number}	**	0	
23	04B10	Agriculture and Farm Workers: Others {Number}	**	0	
<b><u>Food security (Targeted Public Distribution system)</u></b>					
24	05A02	Off take {Tonnes}	7,76,804	7,70,282	99
<b><u>Food Security (Antyodaya Anna Yojana)</u></b>					
25	05B02	Off take {Tonnes}	1,07,388	1,11,223	104
<b><u>Rural Housing - Indira Awaas Yojana</u></b>					
26	06A01	Houses constructed {Number}	13,176	14,895	113
<b><u>Rural Areas - Accelerated Rural Water Supply Programme</u></b>					
27	07A01	Habitations covered (NC and PC) {Number}	1,785	452	25

## JAMMU AND KASHMIR

Sl. No.	Item Code	Item/Parameter Name {Units}	Target April,2008-March,2009	Achievement April,2008-March,2009	Percent Achievement
(1)	(2)	(3)	(4)	(5)	(5)/(4)
28	<b>07A02</b>	Slipped back habitations and habitations with water quality problems addressed-ARWSP {Number}	2,919	0	0
<b><u>Sanitation Programme in Rural Areas</u></b>					
29	<b>08D01</b>	Individual Household latrines constructed {Number}	**	1,39,415	
<b><u>Institutional Delivery</u></b>					
30	<b>08E01</b>	Delivery in institutions {Number}	**	1,51,783	
<b><u>SC Families Assisted</u></b>					
31	<b>10A01</b>	SC Families Assisted {Number}	1,100	867	79
<b><u>Universalization of ICDS Scheme</u></b>					
32	<b>12A01</b>	ICDS Blocks Operational (Cumulative) {Number}	140	141	101
<b><u>Functional Anganwadis</u></b>					
33	<b>12B01</b>	Anganwadis Functional (Cumulative) {Number}	25,483	19,335	76
<b><u>Afforestation ( Public and Forest Lands)</u></b>					
34	<b>15A01</b>	Area Covered under Plantation {Hectares}	25,000	19,752	79
35	<b>15A02</b>	Seedlings planted {Number}	1,62,50,000	1,24,91,000	77
<b><u>Rural Roads - PMGSY</u></b>					
36	<b>17A01</b>	Length of Road Constructed {Kilometer}	1,550	150	10
<b><u>Rajiv Gandhi Grameen Vidyutikaran Yojana</u></b>					
37	<b>18B01</b>	Villages electrified {Number}	60	44	73
<b><u>Supply of Electricity</u></b>					
38	<b>18E02</b>	Electricity supplied {Million Units}	11,467	8,698	76

**Note:**

\*\* - Non-Targetable.

**1 Very Good(90% or above of targets)**

01B01, 05A02, 05B02, 06A01, 12A01

**2 Poor(Below 80% of targets)**

01E02, 07A01, 07A02, 10A01, 12B01, 15A01, 15A02, 17A01, 18B01, 18E02



## JHARKHAND

Sl. No.	Item Code	Item/Parameter Name {Units}	Target April,2008-March,2009	Achievement April,2008-March,2009	Percent Achievement
(1)	(2)	(3)	(4)	(5)	(5)/(4)
<b><u>Employment generation under the NREG Scheme</u></b>					
1	01A01	No. of job cards issued {Number}	**	15,27,775	
2	01A02	Employment generated {Number}	**	7,72,42,413	
3	01A03	Wages given {Rupees}	**	7,88,40,90,007	
<b><u>Swaranjayanti Gram Swarojgar Yojana</u></b>					
4	01B01	Individual Swarozgaries Assisted {Number}	18,146	27,340	151
5	01B02	Individual SC Swarozgaries Assisted {Number}	**	6,040	
6	01B03	Individual ST Swarozgaries Assisted {Number}	**	8,361	
7	01B04	Individual Women Swarozgaries Assisted {Number}	**	8,338	
8	01B05	Individual Disabled Swarozgaries Assisted {Number}	**	883	
<b><u>Self Help Groups (SHG)</u></b>					
9	01E01	Formed under SGSY {Number}	**	13,150	
10	01E02	To whom income generating activities provided {Number}	6,580	8,003	122
<b><u>Distribution of waste land to the landless</u></b>					
11	03E01	Total Land Distributed {Hectare}	**	837	
12	03E02	Land Distributed to SC {Hectare}	**	137	
13	03E03	Land Distributed to ST {Hectare}	**	424	
14	03E04	Land Distributed to Others {Hectare}	**	207	
<b><u>Minimum Wages Enforcement (including Farm Labour)</u></b>					
15	04B01	Agriculture and Farm Workers: Inspections made {Number}	**	0	
16	04B02	Agriculture and Farm Workers: Irregularities detected {Number}	**	0	
17	04B03	Agriculture and Farm Workers: Irregularities rectified {Number}	**	0	
18	04B04	Agriculture and Farm Workers: Claims filed {Number}	**	0	
19	04B05	Agriculture and Farm Workers: Claims settled {Number}	**	0	
20	04B06	Agriculture and Farm Workers: Prosecution cases Pending {Number}	**	0	
21	04B07	Agriculture and Farm Workers: Prosecution cases filed {Number}	**	0	
22	04B08	Agriculture and Farm Workers: Prosecution cases decided {Number}	**	0	
23	04B10	Agriculture and Farm Workers: Others {Number}	**	0	
<b><u>Food security (Targeted Public Distribution system)</u></b>					
24	05A02	Off take {Tonnes}	10,65,930	8,83,363	83
<b><u>Food Security (Antyodaya Anna Yojana)</u></b>					
25	05B02	Off take {Tonnes}	3,85,536	3,67,101	95
<b><u>Rural Housing - Indira Awaas Yojana</u></b>					
26	06A01	Houses constructed {Number}	50,585	44,219	87
<b><u>Rural Areas - Accelerated Rural Water Supply Programme</u></b>					

## JHARKHAND

Sl. No.	Item Code	Item/Parameter Name {Units}	Target April,2008-March,2009 (4)	Achievement April,2008-March,2009 (5)	Percent Achievement (5)/(4)
27	<b>07A02</b>	Slipped back habitations and habitations with water quality problems addressed-ARWSP {Number}	7,170	2,355	33
<b><u>Sanitation Programme in Rural Areas</u></b>					
28	<b>08D01</b>	Individual Household latrines constructed {Number}	**	3,66,454	
<b><u>Institutional Delivery</u></b>					
29	<b>08E01</b>	Delivery in institutions {Number}	**	2,20,247	
<b><u>SC Families Assisted</u></b>					
30	<b>10A01</b>	SC Families Assisted {Number}	5,50,000	7,13,701	130
<b><u>Universalization of ICDS Scheme</u></b>					
31	<b>12A01</b>	ICDS Blocks Operational (Cumulative) {Number}	204	204	100
<b><u>Functional Anganwadis</u></b>					
32	<b>12B01</b>	Anganwadis Functional (Cumulative) {Number}	32,097	32,343	101
<b><u>Afforestation ( Public and Forest Lands)</u></b>					
33	<b>15A01</b>	Area Covered under Plantation {Hectares}	1,00,000	25,181	25
34	<b>15A02</b>	Seedlings planted {Number}	6,50,00,000	2,38,72,234	37
<b><u>Rural Roads - PMGSY</u></b>					
35	<b>17A01</b>	Length of Road Constructed {Kilometer}	1,200	3,058	255
<b><u>Rajiv Gandhi Grameen Vidyutikaran Yojana</u></b>					
36	<b>18B01</b>	Villages electrified {Number}	7,631	3,612	47
<b><u>Supply of Electricity</u></b>					
37	<b>18E02</b>	Electricity supplied {Million Units}	5,361	5,110	95

**Note:**

\*\* - Non-Targetable.

**1 Very Good(90% or above of targets)**

01B01, 01E02, 05B02, 10A01, 12A01, 12B01, 17A01, 18E02

**2 Good(Between 80% to 90% targets)**

05A02, 06A01

**3 Poor(Below 80% of targets)**

07A02, 15A01, 15A02, 18B01

# KARNATAKA

Sl. No.	Item Code	Item/Parameter Name {Units}	Target April,2008-March,2009	Achievement April,2008-March,2009	Percent Achievement
(1)	(2)	(3)	(4)	(5)	(5)/(4)
<b><u>Employment generation under the NREG Scheme</u></b>					
1	01A01	No. of job cards issued {Number}	**	34,42,759	
2	01A02	Employment generated {Number}	**	2,71,56,000	
3	01A03	Wages given {Rupees}	**	2,16,19,92,000	
<b><u>Swaranjayanti Gram Swarozgar Yojana</u></b>					
4	01B01	Individual Swarozgaries Assisted {Number}	15,277	88,794	581
5	01B02	Individual SC Swarozgaries Assisted {Number}	**	31,805	
6	01B03	Individual ST Swarozgaries Assisted {Number}	**	10,533	
7	01B04	Individual Women Swarozgaries Assisted {Number}	**	80,964	
8	01B05	Individual Disabled Swarozgaries Assisted {Number}	**	1,746	
<b><u>Self Help Groups (SHG)</u></b>					
9	01E01	Formed under SGSY {Number}	**	7,384	
10	01E02	To whom income generating activities provided {Number}	5,540	5,542	100
<b><u>Distribution of waste land to the landless</u></b>					
11	03E01	Total Land Distributed {Hectare}	**	0	
12	03E02	Land Distributed to SC {Hectare}	**	0	
13	03E03	Land Distributed to ST {Hectare}	**	0	
14	03E04	Land Distributed to Others {Hectare}	**	0	
<b><u>Minimum Wages Enforcement (including Farm Labour)</u></b>					
15	04B01	Agriculture and Farm Workers: Inspections made {Number}	**	0	
16	04B02	Agriculture and Farm Workers: Irregularities detected {Number}	**	0	
17	04B03	Agriculture and Farm Workers: Irregularities rectified {Number}	**	0	
18	04B04	Agriculture and Farm Workers: Claims filed {Number}	**	0	
19	04B05	Agriculture and Farm Workers: Claims settled {Number}	**	0	
20	04B06	Agriculture and Farm Workers: Prosecution cases Pending {Number}	**	0	
21	04B07	Agriculture and Farm Workers: Prosecution cases filed {Number}	**	0	
22	04B08	Agriculture and Farm Workers: Prosecution cases decided {Number}	**	0	
23	04B10	Agriculture and Farm Workers: Others {Number}	**	0	
<b><u>Food security (Targeted Public Distribution system)</u></b>					
24	05A02	Off take {Tonnes}	20,33,342	19,51,272	96
<b><u>Food Security (Antyodaya Anna Yojana)</u></b>					
25	05B02	Off take {Tonnes}	5,03,892	5,03,729	100
<b><u>Rural Housing - Indira Awaas Yojana</u></b>					
26	06A01	Houses constructed {Number}	74,023	85,459	115
<b><u>EWS/LIG Houses in Urban Areas</u></b>					
27	06B01	Houses constructed {Number}	10,000	2,317	23
<b><u>Rural Areas - Accelerated Rural Water Supply Programme</u></b>					

# KARNATAKA

Sl. No.	Item Code	Item/Parameter Name {Units}	Target April,2008-March,2009	Achievement April,2008-March,2009	Percent Achievement
(1)	(2)	(3)	(4)	(5)	(5)/(4)
28	07A01	Habitations covered (NC and PC) {Number}	453	0	0
29	07A02	Slipped back habitations and habitations with water quality problems addressed-ARWSP {Number}	12,497	3,047	24
<b><u>Sanitation Programme in Rural Areas</u></b>					
30	08D01	Individual Household latrines constructed {Number}	**	4,09,816	
<b><u>Institutional Delivery</u></b>					
31	08E01	Delivery in institutions {Number}	**	7,17,389	
<b><u>SC Families Assisted</u></b>					
32	10A01	SC Families Assisted {Number}	5,00,000	4,77,549	96
<b><u>Universalization of ICDS Scheme</u></b>					
33	12A01	ICDS Blocks Operational (Cumulative) {Number}	185	185	100
<b><u>Functional Anganwadis</u></b>					
34	12B01	Anganwadis Functional (Cumulative) {Number}	54,260	54,249	100
<b><u>No. of Urban poor families assisted under Seven Point Charter</u></b>					
35	14A01	Poor Families Assisted {Number}	3,140	806	26
<b><u>Afforestation ( Public and Forest Lands)</u></b>					
36	15A01	Area Covered under Plantation {Hectares}	1,00,000	74,639	75
37	15A02	Seedlings planted {Number}	6,50,00,000	6,19,97,100	95
<b><u>Rural Roads - PMGSY</u></b>					
38	17A01	Length of Road Constructed {Kilometer}	1,820	2,090	115
<b><u>Rajiv Gandhi Grameen Vidytikaran Yojana</u></b>					
39	18B01	Villages electrified {Number}	34	12	35
<b><u>Energising pump sets</u></b>					
40	18D01	Pumps sets energized {Number}	17,000	30,115	177
<b><u>Supply of Electricity</u></b>					
41	18E02	Electricity supplied {Million Units}	43,168	40,578	94

## **Note:**

\*\* - Non-Targetable.

### **1 Very Good(90% or above of targets)**

01B01, 01E02, 05A02, 05B02, 06A01, 10A01, 12A01, 12B01, 15A02, 17A01, 18D01, 18E02

### **2 Poor(Below 80% of targets)**

06B01, 07A01, 07A02, 14A01, 15A01, 18B01

**KERALA**

Sl. No.	Item Code	Item/Parameter Name {Units}	Target April,2008-March,2009	Achievement April,2008-March,2009	Percent Achievement
(1)	(2)	(3)	(4)	(5)	(5)/(4)
<b><u>Employment generation under the NREG Scheme</u></b>					
1	01A01	No. of job cards issued {Number}	**	18,42,633	
2	01A02	Employment generated {Number}	**	1,82,94,097	
3	01A03	Wages given {Rupees}	**	2,34,49,02,000	
<b><u>Swaranjayanti Gram Swarojgar Yojana</u></b>					
4	01B01	Individual Swarozgaries Assisted {Number}	6,854	6,976	102
5	01B02	Individual SC Swarozgaries Assisted {Number}	**	5,534	
6	01B03	Individual ST Swarozgaries Assisted {Number}	**	421	
7	01B04	Individual Women Swarozgaries Assisted {Number}	**	3,858	
8	01B05	Individual Disabled Swarozgaries Assisted {Number}	**	657	
<b><u>Self Help Groups (SHG)</u></b>					
9	01E01	Formed under SGSY {Number}	**	1,222	
10	01E02	To whom income generating activities provided {Number}	2,486	2,214	89
<b><u>Distribution of waste land to the landless</u></b>					
11	03E01	Total Land Distributed {Hectare}	**	0	
12	03E02	Land Distributed to SC {Hectare}	**	0	
13	03E03	Land Distributed to ST {Hectare}	**	0	
14	03E04	Land Distributed to Others {Hectare}	**	0	
<b><u>Minimum Wages Enforcement (including Farm Labour)</u></b>					
15	04B01	Agriculture and Farm Workers: Inspections made {Number}	**	2	
16	04B02	Agriculture and Farm Workers: Irregularities detected {Number}	**	2	
17	04B03	Agriculture and Farm Workers: Irregularities rectified {Number}	**	0	
18	04B04	Agriculture and Farm Workers: Claims filed {Number}	**	0	
19	04B05	Agriculture and Farm Workers: Claims settled {Number}	**	0	
20	04B06	Agriculture and Farm Workers: Prosecution cases Pending {Number}	**	0	
21	04B07	Agriculture and Farm Workers: Prosecution cases filed {Number}	**	0	
22	04B08	Agriculture and Farm Workers: Prosecution cases decided {Number}	**	0	
23	04B10	Agriculture and Farm Workers: Others {Number}	**	0	
<b><u>Food security (Targeted Public Distribution system)</u></b>					
24	05A02	Off take {Tonnes}	11,64,604	11,20,931	96
<b><u>Food Security (Antyodaya Anna Yojana)</u></b>					
25	05B02	Off take {Tonnes}	2,50,260	2,50,585	100
<b><u>Rural Housing - Indira Awaas Yojana</u></b>					
26	06A01	Houses constructed {Number}	41,164	46,610	113
<b><u>EWS/LIG Houses in Urban Areas</u></b>					
27	06B01	Houses constructed {Number}	2,200	1,384	63
<b><u>Rural Areas - Accelerated Rural Water Supply Programme</u></b>					

**KERALA**

Sl. No.	Item Code	Item/Parameter Name {Units}	Target April,2008-March,2009	Achievement April,2008-March,2009	Percent Achievement
(1)	(2)	(3)	(4)	(5)	(5)/(4)
28	<b>07A01</b>	Habitations covered (NC and PC) {Number}	4,112	4,112	100
29	<b>07A02</b>	Slipped back habitations and habitations with water quality problems addressed-ARWSP {Number}	484	2,692	556
<b><u>Sanitation Programme in Rural Areas</u></b>					
30	<b>08D01</b>	Individual Household latrines constructed {Number}	**	81,506	
<b><u>Institutional Delivery</u></b>					
31	<b>08E01</b>	Delivery in institutions {Number}	**	4,92,874	
<b><u>SC Families Assisted</u></b>					
32	<b>10A01</b>	SC Families Assisted {Number}	33,000	64,983	197
<b><u>Universalization of ICDS Scheme</u></b>					
33	<b>12A01</b>	ICDS Blocks Operational (Cumulative) {Number}	163	163	100
<b><u>Functional Anganwadis</u></b>					
34	<b>12B01</b>	Anganwadis Functional (Cumulative) {Number}	32,115	32,222	100
<b><u>Afforestation ( Public and Forest Lands)</u></b>					
35	<b>15A01</b>	Area Covered under Plantation {Hectares}	15,000	5,376	36
36	<b>15A02</b>	Seedlings planted {Number}	97,50,000	55,77,492	57
<b><u>Rural Roads - PMGSY</u></b>					
37	<b>17A01</b>	Length of Road Constructed {Kilometer}	480	244	51
<b><u>Supply of Electricity</u></b>					
38	<b>18E02</b>	Electricity supplied {Million Units}	17,645	15,562	88

**Note:**

\*\* - Non-Targetable.

**1 Very Good(90% or above of targets)**

01B01, 05A02, 05B02, 06A01, 07A01, 07A02, 10A01, 12A01, 12B01

**2 Good(Between 80% to 90% targets)**

01E02, 18E02

**3 Poor(Below 80% of targets)**

06B01, 15A01, 15A02, 17A01

**MADHYA PRADESH**

Sl. No.	Item Code	Item/Parameter Name {Units}	Target April,2008-March,2009	Achievement April,2008-March,2009	Percent Achievement
(1)	(2)	(3)	(4)	(5)	(5)/(4)
<b><u>Employment generation under the NREG Scheme</u></b>					
1	01A01	No. of job cards issued {Number}	**	1,12,25,415	
2	01A02	Employment generated {Number}	**	24,76,00,000	
3	01A03	Wages given {Rupees}	**	18,47,68,42,000	
<b><u>Swaranjayanti Gram Swarojgar Yojana</u></b>					
4	01B01	Individual Swarozgaries Assisted {Number}	22,905	99,017	432
5	01B02	Individual SC Swarozgaries Assisted {Number}	**	24,673	
6	01B03	Individual ST Swarozgaries Assisted {Number}	**	27,985	
7	01B04	Individual Women Swarozgaries Assisted {Number}	**	50,271	
8	01B05	Individual Disabled Swarozgaries Assisted {Number}	**	3,508	
<b><u>Self Help Groups (SHG)</u></b>					
9	01E01	Formed under SGSY {Number}	**	45,257	
10	01E02	To whom income generating activities provided {Number}	8,306	15,515	187
<b><u>Distribution of waste land to the landless</u></b>					
11	03E01	Total Land Distributed {Hectare}	**	54,333	
12	03E02	Land Distributed to SC {Hectare}	**	17,754	
13	03E03	Land Distributed to ST {Hectare}	**	20,775	
14	03E04	Land Distributed to Others {Hectare}	**	17,804	
<b><u>Minimum Wages Enforcement (including Farm Labour)</u></b>					
15	04B01	Agriculture and Farm Workers: Inspections made {Number}	**	0	
16	04B02	Agriculture and Farm Workers: Irregularities detected {Number}	**	0	
17	04B03	Agriculture and Farm Workers: Irregularities rectified {Number}	**	0	
18	04B04	Agriculture and Farm Workers: Claims filed {Number}	**	0	
19	04B05	Agriculture and Farm Workers: Claims settled {Number}	**	0	
20	04B06	Agriculture and Farm Workers: Prosecution cases Pending {Number}	**	0	
21	04B07	Agriculture and Farm Workers: Prosecution cases filed {Number}	**	0	
22	04B08	Agriculture and Farm Workers: Prosecution cases decided {Number}	**	0	
23	04B10	Agriculture and Farm Workers: Others {Number}	**	0	
<b><u>Food security (Targeted Public Distribution system)</u></b>					
24	05A02	Off take {Tonnes}	20,85,683	19,85,462	95
<b><u>Food Security (Antyodaya Anna Yojana)</u></b>					
25	05B02	Off take {Tonnes}	6,64,260	6,55,125	99
<b><u>Rural Housing - Indira Awaas Yojana</u></b>					
26	06A01	Houses constructed {Number}	59,091	60,010	102
<b><u>Rural Areas - Accelerated Rural Water Supply Programme</u></b>					

## MADHYA PRADESH

Sl. No.	Item Code	Item/Parameter Name {Units}	Target April,2008-March,2009	Achievement April,2008-March,2009	Percent Achievement
(1)	(2)	(3)	(4)	(5)	(5)/(4)
27	<b>07A02</b>	Slipped back habitations and habitations with water quality problems addressed-ARWSP {Number}	3,718	4,244	114
<b><u>Sanitation Programme in Rural Areas</u></b>					
28	<b>08D01</b>	Individual Household latrines constructed {Number}	**	15,00,941	
<b><u>Institutional Delivery</u></b>					
29	<b>08E01</b>	Delivery in institutions {Number}	**	12,89,366	
<b><u>SC Families Assisted</u></b>					
30	<b>10A01</b>	SC Families Assisted {Number}	2,43,000	2,45,036	101
<b><u>Universalization of ICDS Scheme</u></b>					
31	<b>12A01</b>	ICDS Blocks Operational (Cumulative) {Number}	367	367	100
<b><u>Functional Anganwadis</u></b>					
32	<b>12B01</b>	Anganwadis Functional (Cumulative) {Number}	69,238	69,155	100
<b><u>Afforestation ( Public and Forest Lands)</u></b>					
33	<b>15A01</b>	Area Covered under Plantation {Hectares}	2,55,000	1,53,755	60
34	<b>15A02</b>	Seedlings planted {Number}	16,57,50,000	9,50,00,000	57
<b><u>Rural Roads - PMGSY</u></b>					
35	<b>17A01</b>	Length of Road Constructed {Kilometer}	7,000	7,894	113
<b><u>Rajiv Gandhi Grameen Vidutikaran Yojana</u></b>					
36	<b>18B01</b>	Villages electrified {Number}	100	60	60
<b><u>Energising pump sets</u></b>					
37	<b>18D01</b>	Pumps sets energized {Number}	7,798	11,744	151
<b><u>Supply of Electricity</u></b>					
38	<b>18E02</b>	Electricity supplied {Million Units}	42,054	34,841	83

**Note:**

\*\* - Non-Targetable.

**1 Very Good(90% or above of targets)**

01B01, 01E02, 05A02, 05B02, 06A01, 07A02, 10A01, 12A01, 12B01, 17A01, 18D01

**2 Good(Between 80% to 90% targets)**

18E02

**3 Poor(Below 80% of targets)**

15A01, 15A02, 18B01



**MAHARASHTRA**

Sl. No.	Item Code	Item/Parameter Name {Units}	Target April,2008-March,2009	Achievement April,2008-March,2009	Percent Achievement
(1)	(2)	(3)	(4)	(5)	(5)/(4)
<b><u>Employment generation under the NREG Scheme</u></b>					
1	01A01	No. of job cards issued {Number}	**	48,19,855	
2	01A02	Employment generated {Number}	**	4,18,98,000	
3	01A03	Wages given {Rupees}	**	3,49,42,93,000	
<b><u>Swaranjayanti Gram Swarajgar Yojana</u></b>					
4	01B01	Individual Swarozgaries Assisted {Number}	30,200	20,178	67
5	01B02	Individual SC Swarozgaries Assisted {Number}	**	6,026	
6	01B03	Individual ST Swarozgaries Assisted {Number}	**	2,658	
7	01B04	Individual Women Swarozgaries Assisted {Number}	**	5,445	
8	01B05	Individual Disabled Swarozgaries Assisted {Number}	**	1,352	
<b><u>Self Help Groups (SHG)</u></b>					
9	01E01	Formed under SGSY {Number}	**	31,737	
10	01E02	To whom income generating activities provided {Number}	10,954	11,604	106
<b><u>Distribution of waste land to the landless</u></b>					
11	03E01	Total Land Distributed {Hectare}	**	0	
12	03E02	Land Distributed to SC {Hectare}	**	0	
13	03E03	Land Distributed to ST {Hectare}	**	0	
14	03E04	Land Distributed to Others {Hectare}	**	0	
<b><u>Minimum Wages Enforcement (including Farm Labour)</u></b>					
15	04B01	Agriculture and Farm Workers: Inspections made {Number}	**	0	
16	04B02	Agriculture and Farm Workers: Irregularities detected {Number}	**	0	
17	04B03	Agriculture and Farm Workers: Irregularities rectified {Number}	**	0	
18	04B04	Agriculture and Farm Workers: Claims filed {Number}	**	0	
19	04B05	Agriculture and Farm Workers: Claims settled {Number}	**	0	
20	04B06	Agriculture and Farm Workers: Prosecution cases Pending {Number}	**	0	
21	04B07	Agriculture and Farm Workers: Prosecution cases filed {Number}	**	0	
22	04B08	Agriculture and Farm Workers: Prosecution cases decided {Number}	**	0	
23	04B10	Agriculture and Farm Workers: Others {Number}	**	0	
<b><u>Food security (Targeted Public Distribution system)</u></b>					
24	05A02	Off take {Tonnes}	31,65,785	27,06,938	86
<b><u>Food Security (Antyodaya Anna Yojana)</u></b>					
25	05B02	Off take {Tonnes}	10,34,880	9,02,623	87
<b><u>Rural Housing - Indira Awaas Yojana</u></b>					
26	06A01	Houses constructed {Number}	1,15,869	78,072	67
<b><u>EWS/LIG Houses in Urban Areas</u></b>					
27	06B01	Houses constructed {Number}	14,033	42,986	306
<b><u>Rural Areas - Accelerated Rural Water Supply Programme</u></b>					

## MAHARASHTRA

Sl. No.	Item Code	Item/Parameter Name {Units}	Target April,2008-March,2009	Achievement April,2008-March,2009	Percent Achievement
(1)	(2)	(3)	(4)	(5)	(5)/(4)
28	<b>07A01</b>	Habitations covered (NC and PC) {Number}	8,632	5,550	64
29	<b>07A02</b>	Slipped back habitations and habitations with water quality problems addressed-ARWSP {Number}	11,245	13,296	118
<b><u>Sanitation Programme in Rural Areas</u></b>					
30	<b>08D01</b>	Individual Household latrines constructed {Number}	**	8,53,745	
<b><u>Institutional Delivery</u></b>					
31	<b>08E01</b>	Delivery in institutions {Number}	**	96,791	
<b><u>SC Families Assisted</u></b>					
32	<b>10A01</b>	SC Families Assisted {Number}	1,54,000	39,168	25
<b><u>Universalization of ICDS Scheme</u></b>					
33	<b>12A01</b>	ICDS Blocks Operational (Cumulative) {Number}	451	446	99
<b><u>Functional Anganwadis</u></b>					
34	<b>12B01</b>	Anganwadis Functional (Cumulative) {Number}	84,867	81,087	96
<b><u>No. of Urban poor families assisted under Seven Point Charter</u></b>					
35	<b>14A01</b>	Poor Families Assisted {Number}	50,037	42,986	86
<b><u>Afforestation ( Public and Forest Lands)</u></b>					
36	<b>15A01</b>	Area Covered under Plantation {Hectares}	1,10,000	2,39,654	218
37	<b>15A02</b>	Seedlings planted {Number}	7,15,00,000	12,27,11,000	172
<b><u>Rural Roads - PMGSY</u></b>					
38	<b>17A01</b>	Length of Road Constructed {Kilometer}	4,000	1,714	43
<b><u>Supply of Electricity</u></b>					
39	<b>18E02</b>	Electricity supplied {Million Units}	1,21,901	95,761	79

**Note:**

\*\* - Non-Targetable.

- 1 **Very Good(90% or above of targets)**  
01E02, 06B01, 07A02, 12A01, 12B01, 15A01, 15A02
- 2 **Good(Between 80% to 90% targets)**  
05A02, 05B02, 14A01
- 3 **Poor(Below 80% of targets)**  
01B01, 06A01, 07A01, 10A01, 17A01, 18E02

**MANIPUR**

Sl. No.	Item Code	Item/Parameter Name {Units}	Target April,2008-March,2009	Achievement April,2008-March,2009	Percent Achievement
(1)	(2)	(3)	(4)	(5)	(5)/(4)
<b><u>Employment generation under the NREG Scheme</u></b>					
1	01A01	No. of job cards issued {Number}	**	6,06,619	
2	01A02	Employment generated {Number}	**	2,86,93,000	
3	01A03	Wages given {Rupees}	**	2,33,56,10,000	
<b><u>Swaranjayanti Gram Swarozgar Yojana</u></b>					
4	01B01	Individual Swarozgaries Assisted {Number}	1,839	91	5
5	01B02	Individual SC Swarozgaries Assisted {Number}	**	0	
6	01B03	Individual ST Swarozgaries Assisted {Number}	**	56	
7	01B04	Individual Women Swarozgaries Assisted {Number}	**	0	
8	01B05	Individual Disabled Swarozgaries Assisted {Number}	**	35	
<b><u>Self Help Groups (SHG)</u></b>					
9	01E01	Formed under SGSY {Number}	**	258	
10	01E02	To whom income generating activities provided {Number}	666	396	59
<b><u>Distribution of waste land to the landless</u></b>					
11	03E01	Total Land Distributed {Hectare}	**	0	
12	03E02	Land Distributed to SC {Hectare}	**	0	
13	03E03	Land Distributed to ST {Hectare}	**	0	
14	03E04	Land Distributed to Others {Hectare}	**	0	
<b><u>Minimum Wages Enforcement (including Farm Labour)</u></b>					
15	04B01	Agriculture and Farm Workers: Inspections made {Number}	**	0	
16	04B02	Agriculture and Farm Workers: Irregularities detected {Number}	**	0	
17	04B03	Agriculture and Farm Workers: Irregularities rectified {Number}	**	0	
18	04B04	Agriculture and Farm Workers: Claims filed {Number}	**	0	
19	04B05	Agriculture and Farm Workers: Claims settled {Number}	**	0	
20	04B06	Agriculture and Farm Workers: Prosecution cases Pending {Number}	**	0	
21	04B07	Agriculture and Farm Workers: Prosecution cases filed {Number}	**	0	
22	04B08	Agriculture and Farm Workers: Prosecution cases decided {Number}	**	0	
23	04B10	Agriculture and Farm Workers: Others {Number}	**	0	
<b><u>Food security (Targeted Public Distribution system)</u></b>					
24	05A02	Off take {Tonnes}	1,06,416	98,038	92
<b><u>Food Security (Antyodaya Anna Yojana)</u></b>					
25	05B02	Off take {Tonnes}	26,724	22,905	86
<b><u>Rural Housing - Indira Awaas Yojana</u></b>					
26	06A01	Houses constructed {Number}	5,877	5,237	89
<b><u>Sanitation Programme in Rural Areas</u></b>					
27	08D01	Individual Household latrines constructed {Number}	**	4,590	

# MANIPUR

Sl. No.	Item Code	Item/Parameter Name {Units}	Target April,2008- March,2009	Achievement April,2008- March,2009	Percent Achievement
(1)	(2)	(3)	(4)	(5)	(5)/(4)
		<b><u>Institutional Delivery</u></b>			
28	08E01	Delivery in institutions {Number}	**	5,930	
		<b><u>SC Families Assisted</u></b>			
29	10A01	SC Families Assisted {Number}	550	0	0
		<b><u>Universalization of ICDS Scheme</u></b>			
30	12A01	ICDS Blocks Operational (Cumulative) {Number}	38	38	100
		<b><u>Functional Anganwadis</u></b>			
31	12B01	Anganwadis Functional (Cumulative) {Number}	7,621	7,639	100
		<b><u>Afforestation ( Public and Forest Lands)</u></b>			
32	15A01	Area Covered under Plantation {Hectares}	10,000	8,468	85
33	15A02	Seedlings planted {Number}	65,00,000	95,05,500	146
		<b><u>Rural Roads - PMGSY</u></b>			
34	17A01	Length of Road Constructed {Kilometer}	900	79	9
		<b><u>Rajiv Gandhi Grameen Vidyutikaran Yojana</u></b>			
35	18B01	Villages electrified {Number}	20	64	320
		<b><u>Supply of Electricity</u></b>			
36	18E02	Electricity supplied {Million Units}	556	477	86

**Note:**

\*\* - Non-Targetable.

**1 Very Good(90% or above of targets)**

05A02, 12A01, 12B01, 15A02, 18B01

**2 Good(Between 80% to 90% targets)**

05B02, 06A01, 15A01, 18E02

**3 Poor(Below 80% of targets)**

01B01, 01E02, 10A01, 17A01

**MEGHALAYA**

Sl. No.	Item Code	Item/Parameter Name {Units}	Target April,2008-March,2009	Achievement April,2008-March,2009	Percent Achievement
(1)	(2)	(3)	(4)	(5)	(5)/(4)
<b><u>Employment generation under the NREG Scheme</u></b>					
1	01A01	No. of job cards issued {Number}	**	2,98,755	
2	01A02	Employment generated {Number}	**	86,28,000	
3	01A03	Wages given {Rupees}	**	82,20,00,000	
<b><u>Swaranjayanti Gram Swarozgar Yojana</u></b>					
4	01B01	Individual Swarozgaries Assisted {Number}	2,060	1,303	63
5	01B02	Individual SC Swarozgaries Assisted {Number}	**	36	
6	01B03	Individual ST Swarozgaries Assisted {Number}	**	1,267	
7	01B04	Individual Women Swarozgaries Assisted {Number}	**	644	
8	01B05	Individual Disabled Swarozgaries Assisted {Number}	**	12	
<b><u>Self Help Groups (SHG)</u></b>					
9	01E01	Formed under SGSY {Number}	**	527	
10	01E02	To whom income generating activities provided {Number}	746	1,303	175
<b><u>Distribution of waste land to the landless</u></b>					
11	03E01	Total Land Distributed {Hectare}	**	0	
12	03E02	Land Distributed to SC {Hectare}	**	0	
13	03E03	Land Distributed to ST {Hectare}	**	0	
14	03E04	Land Distributed to Others {Hectare}	**	0	
<b><u>Minimum Wages Enforcement (including Farm Labour)</u></b>					
15	04B01	Agriculture and Farm Workers: Inspections made {Number}	**	74	
16	04B02	Agriculture and Farm Workers: Irregularities detected {Number}	**	0	
17	04B03	Agriculture and Farm Workers: Irregularities rectified {Number}	**	0	
18	04B04	Agriculture and Farm Workers: Claims filed {Number}	**	0	
19	04B05	Agriculture and Farm Workers: Claims settled {Number}	**	0	
20	04B06	Agriculture and Farm Workers: Prosecution cases Pending {Number}	**	0	
21	04B07	Agriculture and Farm Workers: Prosecution cases filed {Number}	**	0	
22	04B08	Agriculture and Farm Workers: Prosecution cases decided {Number}	**	0	
23	04B10	Agriculture and Farm Workers: Others {Number}	**	0	
<b><u>Food security (Targeted Public Distribution system)</u></b>					
24	05A02	Off take {Tonnes}	1,44,276	1,45,733	101
<b><u>Food Security (Antyodaya Anna Yojana)</u></b>					
25	05B02	Off take {Tonnes}	29,484	29,739	101
<b><u>Rural Housing - Indira Awaas Yojana</u></b>					
26	06A01	Houses constructed {Number}	10,235	5,590	55
<b><u>Rural Areas - Accelerated Rural Water Supply Programme</u></b>					
27	07A01	Habitations covered (NC and PC) {Number}	14	8	57

**MEGHALAYA**

Sl. No.	Item Code	Item/Parameter Name {Units}	Target April,2008-March,2009	Achievement April,2008-March,2009	Percent Achievement
(1)	(2)	(3)	(4)	(5)	(5)/(4)
28	<b>07A02</b>	Slipped back habitations and habitations with water quality problems addressed-ARWSP {Number}	1,867	1,102	59
<b><u>Sanitation Programme in Rural Areas</u></b>					
29	<b>08D01</b>	Individual Household latrines constructed {Number}	**	30,004	
<b><u>Institutional Delivery</u></b>					
30	<b>08E01</b>	Delivery in institutions {Number}	**	22,926	
<b><u>Universalization of ICDS Scheme</u></b>					
31	<b>12A01</b>	ICDS Blocks Operational (Cumulative) {Number}	41	41	100
<b><u>Functional Anganwadis</u></b>					
32	<b>12B01</b>	Anganwadis Functional (Cumulative) {Number}	3,388	3,336	98
<b><u>No. of Urban poor families assisted under Seven Point Charter</u></b>					
33	<b>14A01</b>	Poor Families Assisted {Number}	875	875	100
<b><u>Afforestation ( Public and Forest Lands)</u></b>					
34	<b>15A01</b>	Area Covered under Plantation {Hectares}	6,200	2,552	41
35	<b>15A02</b>	Seedlings planted {Number}	40,30,000	18,99,172	47
<b><u>Rural Roads - PMGSY</u></b>					
36	<b>17A01</b>	Length of Road Constructed {Kilometer}	150	30	20
<b><u>Rajiv Gandhi Grameen Vidyutikaran Yojana</u></b>					
37	<b>18B01</b>	Villages electrified {Number}	20	90	450
<b><u>Supply of Electricity</u></b>					
38	<b>18E02</b>	Electricity supplied {Million Units}	1,713	1,386	81
<b><u>Note:</u></b>					

\*\* - Non-Targetable.

**1 Very Good(90% or above of targets)**

01E02, 05A02, 05B02, 12A01, 12B01, 14A01, 18B01

**2 Good(Between 80% to 90% targets)**

18E02

**3 Poor(Below 80% of targets)**

01B01, 06A01, 07A01, 07A02, 15A01, 15A02, 17A01

**MIZORAM**

Sl. No.	Item Code	Item/Parameter Name {Units}	Target April,2008-March,2009	Achievement April,2008-March,2009	Percent Achievement
(1)	(2)	(3)	(4)	(5)	(5)/(4)
<b><u>Employment generation under the NREG Scheme</u></b>					
1	01A01	No. of job cards issued {Number}	**	0	
2	01A02	Employment generated {Number}	**	0	
3	01A03	Wages given {Rupees}	**	0	
<b><u>Swaranjayanti Gram Swarozgar Yojana</u></b>					
4	01B01	Individual Swarozgaries Assisted {Number}	477	195	41
5	01B02	Individual SC Swarozgaries Assisted {Number}	**	0	
6	01B03	Individual ST Swarozgaries Assisted {Number}	**	0	
7	01B04	Individual Women Swarozgaries Assisted {Number}	**	0	
8	01B05	Individual Disabled Swarozgaries Assisted {Number}	**	0	
<b><u>Self Help Groups (SHG)</u></b>					
9	01E01	Formed under SGSY {Number}	**	0	
10	01E02	To whom income generating activities provided {Number}	173	95	55
<b><u>Distribution of waste land to the landless</u></b>					
11	03E01	Total Land Distributed {Hectare}	**	0	
12	03E02	Land Distributed to SC {Hectare}	**	0	
13	03E03	Land Distributed to ST {Hectare}	**	0	
14	03E04	Land Distributed to Others {Hectare}	**	0	
<b><u>Minimum Wages Enforcement (including Farm Labour)</u></b>					
15	04B01	Agriculture and Farm Workers: Inspections made {Number}	**	0	
16	04B02	Agriculture and Farm Workers: Irregularities detected {Number}	**	0	
17	04B03	Agriculture and Farm Workers: Irregularities rectified {Number}	**	0	
18	04B04	Agriculture and Farm Workers: Claims filed {Number}	**	0	
19	04B05	Agriculture and Farm Workers: Claims settled {Number}	**	0	
20	04B06	Agriculture and Farm Workers: Prosecution cases Pending {Number}	**	0	
21	04B07	Agriculture and Farm Workers: Prosecution cases filed {Number}	**	0	
22	04B08	Agriculture and Farm Workers: Prosecution cases decided {Number}	**	0	
23	04B10	Agriculture and Farm Workers: Others {Number}	**	0	
<b><u>Food security (Targeted Public Distribution system)</u></b>					
24	05A02	Off take {Tonnes}	82,908	75,298	91
<b><u>Food Security (Antyodaya Anna Yojana)</u></b>					
25	05B02	Off take {Tonnes}	10,920	10,070	92
<b><u>Rural Housing - Indira Awaas Yojana</u></b>					
26	06A01	Houses constructed {Number}	2,181	4,920	226
<b><u>EWS/LIG Houses in Urban Areas</u></b>					
27	06B01	Houses constructed {Number}	1,512	240	16
<b><u>Rural Areas - Accelerated Rural Water Supply Programme</u></b>					

## MIZORAM

Sl. No.	Item Code	Item/Parameter Name {Units}	Target April,2008-March,2009	Achievement April,2008-March,2009	Percent Achievement
(1)	(2)	(3)	(4)	(5)	(5)/(4)
28	<b>07A02</b>	Slipped back habitations and habitations with water quality problems addressed-ARWSP {Number}	306	0	0
<b><u>Sanitation Programme in Rural Areas</u></b>					
29	<b>08D01</b>	Individual Household latrines constructed {Number}	**	8,973	
<b><u>Institutional Delivery</u></b>					
30	<b>08E01</b>	Delivery in institutions {Number}	**	0	
<b><u>Universalization of ICDS Scheme</u></b>					
31	<b>12A01</b>	ICDS Blocks Operational (Cumulative) {Number}	23	23	100
<b><u>Functional Anganwadis</u></b>					
32	<b>12B01</b>	Anganwadis Functional (Cumulative) {Number}	1,682	1,682	100
<b><u>Afforestation ( Public and Forest Lands)</u></b>					
33	<b>15A01</b>	Area Covered under Plantation {Hectares}	10,000	1,050	10
34	<b>15A02</b>	Seedlings planted {Number}	65,00,000	17,63,000	27
<b><u>Rural Roads - PMGSY</u></b>					
35	<b>17A01</b>	Length of Road Constructed {Kilometer}	280	192	69
<b><u>Rajiv Gandhi Grameen Vidyutikaran Yojana</u></b>					
36	<b>18B01</b>	Villages electrified {Number}	20	0	0
<b><u>Supply of Electricity</u></b>					
37	<b>18E02</b>	Electricity supplied {Million Units}	330	269	82

**Note:**

\*\* - Non-Targetable.

**1 Very Good(90% or above of targets)**

05A02, 05B02, 06A01, 12A01, 12B01

**2 Good(Between 80% to 90% targets)**

18E02

**3 Poor(Below 80% of targets)**

01B01, 01E02, 06B01, 07A02, 15A01, 15A02, 17A01, 18B01



**NAGALAND**

Sl. No.	Item Code	Item/Parameter Name {Units}	Target April,2008-March,2009	Achievement April,2008-March,2009	Percent Achievement
(1)	(2)	(3)	(4)	(5)	(5)/(4)
<b><u>Employment generation under the NREG Scheme</u></b>					
1	01A01	No. of job cards issued {Number}	**	2,97,000	
2	01A02	Employment generated {Number}	**	2,02,70,000	
3	01A03	Wages given {Rupees}	**	2,61,51,54,000	
<b><u>Swaranjayanti Gram Swarozgar Yojana</u></b>					
4	01B01	Individual Swarozgaries Assisted {Number}	1,414	445	31
5	01B02	Individual SC Swarozgaries Assisted {Number}	**	0	
6	01B03	Individual ST Swarozgaries Assisted {Number}	**	445	
7	01B04	Individual Women Swarozgaries Assisted {Number}	**	174	
8	01B05	Individual Disabled Swarozgaries Assisted {Number}	**	25	
<b><u>Self Help Groups (SHG)</u></b>					
9	01E01	Formed under SGSY {Number}	**	507	
10	01E02	To whom income generating activities provided {Number}	512	336	66
<b><u>Distribution of waste land to the landless</u></b>					
11	03E01	Total Land Distributed {Hectare}	**	0	
12	03E02	Land Distributed to SC {Hectare}	**	0	
13	03E03	Land Distributed to ST {Hectare}	**	0	
14	03E04	Land Distributed to Others {Hectare}	**	0	
<b><u>Minimum Wages Enforcement (including Farm Labour)</u></b>					
15	04B01	Agriculture and Farm Workers: Inspections made {Number}	**	0	
16	04B02	Agriculture and Farm Workers: Irregularities detected {Number}	**	0	
17	04B03	Agriculture and Farm Workers: Irregularities rectified {Number}	**	0	
18	04B04	Agriculture and Farm Workers: Claims filed {Number}	**	0	
19	04B05	Agriculture and Farm Workers: Claims settled {Number}	**	0	
20	04B06	Agriculture and Farm Workers: Prosecution cases Pending {Number}	**	0	
21	04B07	Agriculture and Farm Workers: Prosecution cases filed {Number}	**	0	
22	04B08	Agriculture and Farm Workers: Prosecution cases decided {Number}	**	0	
23	04B10	Agriculture and Farm Workers: Others {Number}	**	0	
<b><u>Food security (Targeted Public Distribution system)</u></b>					
24	05A02	Off take {Tonnes}	1,26,876	1,39,044	110
<b><u>Food Security (Antyodaya Anna Yojana)</u></b>					
25	05B02	Off take {Tonnes}	19,968	21,246	106
<b><u>Rural Housing - Indira Awaas Yojana</u></b>					
26	06A01	Houses constructed {Number}	6,773	19,188	283
<b><u>Rural Areas - Accelerated Rural Water Supply Programme</u></b>					
27	07A01	Habitations covered (NC and PC) {Number}	61	9	15

# NAGALAND

Sl. No.	Item Code	Item/Parameter Name {Units}	Target April,2008-March,2009	Achievement April,2008-March,2009	Percent Achievement
(1)	(2)	(3)	(4)	(5)	(5)/(4)
28	<b>07A02</b>	Slipped back habitations and habitations with water quality problems addressed-ARWSP {Number}	109	10	9
<b><u>Sanitation Programme in Rural Areas</u></b>					
29	<b>08D01</b>	Individual Household latrines constructed {Number}	**	3,713	
<b><u>Institutional Delivery</u></b>					
30	<b>08E01</b>	Delivery in institutions {Number}	**	11	
<b><u>Universalization of ICDS Scheme</u></b>					
31	<b>12A01</b>	ICDS Blocks Operational (Cumulative) {Number}	56	56	100
<b><u>Functional Anganwadis</u></b>					
32	<b>12B01</b>	Anganwadis Functional (Cumulative) {Number}	3,194	3,194	100
<b><u>Afforestation ( Public and Forest Lands)</u></b>					
33	<b>15A01</b>	Area Covered under Plantation {Hectares}	26,500	875	3
34	<b>15A02</b>	Seedlings planted {Number}	1,72,25,000	10,00,000	6
<b><u>Rural Roads - PMGSY</u></b>					
35	<b>17A01</b>	Length of Road Constructed {Kilometer}	430	298	69
<b><u>Rajiv Gandhi Grameen Vidyutikaran Yojana</u></b>					
36	<b>18B01</b>	Villages electrified {Number}	5	0	0
<b><u>Supply of Electricity</u></b>					
37	<b>18E02</b>	Electricity supplied {Million Units}	475	436	92

**Note:**

\*\* - Non-Targetable.

**1 Very Good(90% or above of targets)**

05A02, 05B02, 06A01, 12A01, 12B01, 18E02

**2 Poor(Below 80% of targets)**

01B01, 01E02, 07A01, 07A02, 15A01, 15A02, 17A01, 18B01

**ORISSA**

Sl. No.	Item Code	Item/Parameter Name {Units}	Target April,2008-March,2009	Achievement April,2008-March,2009	Percent Achievement
(1)	(2)	(3)	(4)	(5)	(5)/(4)
<b><u>Employment generation under the NREG Scheme</u></b>					
1	01A01	No. of job cards issued {Number}	**	10,21,525	
2	01A02	Employment generated {Number}	**	4,20,64,000	
3	01A03	Wages given {Rupees}	**	3,88,55,60,000	
<b><u>Swaranjayanti Gram Swarozgar Yojana</u></b>					
4	01B01	Individual Swarozgaries Assisted {Number}	23,138	9,575	41
5	01B02	Individual SC Swarozgaries Assisted {Number}	**	3,256	
6	01B03	Individual ST Swarozgaries Assisted {Number}	**	2,462	
7	01B04	Individual Women Swarozgaries Assisted {Number}	**	2,004	
8	01B05	Individual Disabled Swarozgaries Assisted {Number}	**	3,185	
<b><u>Self Help Groups (SHG)</u></b>					
9	01E01	Formed under SGSY {Number}	**	13,163	
10	01E02	To whom income generating activities provided {Number}	8,391	8,066	96
<b><u>Distribution of waste land to the landless</u></b>					
11	03E01	Total Land Distributed {Hectare}	**	1,670	
12	03E02	Land Distributed to SC {Hectare}	**	294	
13	03E03	Land Distributed to ST {Hectare}	**	652	
14	03E04	Land Distributed to Others {Hectare}	**	724	
<b><u>Minimum Wages Enforcement (including Farm Labour)</u></b>					
15	04B01	Agriculture and Farm Workers: Inspections made {Number}	**	14,527	
16	04B02	Agriculture and Farm Workers: Irregularities detected {Number}	**	9,078	
17	04B03	Agriculture and Farm Workers: Irregularities rectified {Number}	**	7,351	
18	04B04	Agriculture and Farm Workers: Claims filed {Number}	**	0	
19	04B05	Agriculture and Farm Workers: Claims settled {Number}	**	0	
20	04B06	Agriculture and Farm Workers: Prosecution cases Pending {Number}	**	1,480	
21	04B07	Agriculture and Farm Workers: Prosecution cases filed {Number}	**	2	
22	04B08	Agriculture and Farm Workers: Prosecution cases decided {Number}	**	0	
23	04B10	Agriculture and Farm Workers: Others {Number}	**	0	
<b><u>Food security (Targeted Public Distribution system)</u></b>					
24	05A02	Off take {Tonnes}	18,66,783	18,26,342	98
<b><u>Food Security (Anyodaya Anna Yojana)</u></b>					
25	05B02	Off take {Tonnes}	5,31,120	5,31,950	100
<b><u>Rural Housing - Indira Awaas Yojana</u></b>					
26	06A01	Houses constructed {Number}	1,11,422	61,662	55
<b><u>EWS/LIG Houses in Urban Areas</u></b>					
27	06B01	Houses constructed {Number}	150	266	177
<b><u>Rural Areas - Accelerated Rural Water Supply Programme</u></b>					

# ORISSA

Sl. No.	Item Code	Item/Parameter Name {Units}	Target April,2008-March,2009	Achievement April,2008-March,2009	Percent Achievement
(1)	(2)	(3)	(4)	(5)	(5)/(4)
28	<b>07A02</b>	Slipped back habitations and habitations with water quality problems addressed-ARWSP {Number}	16,492	16,435	100
<b><u>Sanitation Programme in Rural Areas</u></b>					
29	<b>08D01</b>	Individual Household latrines constructed {Number}	**	3,23,802	
<b><u>Institutional Delivery</u></b>					
30	<b>08E01</b>	Delivery in institutions {Number}	**	5,04,823	
<b><u>SC Families Assisted</u></b>					
31	<b>10A01</b>	SC Families Assisted {Number}	72,600	68,399	94
<b><u>Universalization of ICDS Scheme</u></b>					
32	<b>12A01</b>	ICDS Blocks Operational (Cumulative) {Number}	326	326	100
<b><u>Functional Anganwadis</u></b>					
33	<b>12B01</b>	Anganwadis Functional (Cumulative) {Number}	41,697	41,697	100
<b><u>Afforestation ( Public and Forest Lands)</u></b>					
34	<b>15A01</b>	Area Covered under Plantation {Hectares}	80,000	98,789	123
35	<b>15A02</b>	Seedlings planted {Number}	5,20,00,000	4,46,29,330	86
<b><u>Rural Roads - PMGSY</u></b>					
36	<b>17A01</b>	Length of Road Constructed {Kilometer}	6,000	2,641	44
<b><u>Rajiv Gandhi Grameen Vidyutikaran Yojana</u></b>					
37	<b>18B01</b>	Villages electrified {Number}	2,160	3,650	169
<b><u>Supply of Electricity</u></b>					
38	<b>18E02</b>	Electricity supplied {Million Units}	20,519	20,214	99
<b><u>Note:</u></b>					

\*\* - Non-Targetable.

**1 Very Good(90% or above of targets)**

01E02, 05A02, 05B02, 06B01, 07A02, 10A01, 12A01, 12B01, 15A01, 18B01, 18E02

**2 Good(Between 80% to 90% targets)**

15A02

**3 Poor(Below 80% of targets)**

01B01, 06A01, 17A01

**PUDUCHERRY**

Sl. No.	Item Code	Item/Parameter Name {Units}	Target April,2008-March,2009	Achievement April,2008-March,2009	Percent Achievement
(1)	(2)	(3)	(4)	(5)	(5)/(4)
<b><u>Employment generation under the NREG Scheme</u></b>					
1	01A01	No. of job cards issued {Number}	**	70,989	
2	01A02	Employment generated {Number}	**	1,65,000	
3	01A03	Wages given {Rupees}	**	1,28,44,000	
<b><u>Swaranjayanti Gram Swarozgar Yojana</u></b>					
4	01B01	Individual Swarozgaries Assisted {Number}	286	0	0
5	01B02	Individual SC Swarozgaries Assisted {Number}	**	0	
6	01B03	Individual ST Swarozgaries Assisted {Number}	**	0	
7	01B04	Individual Women Swarozgaries Assisted {Number}	**	0	
8	01B05	Individual Disabled Swarozgaries Assisted {Number}	**	0	
<b><u>Self Help Groups (SHG)</u></b>					
9	01E01	Formed under SGSY {Number}	**	210	
10	01E02	To whom income generating activities provided {Number}	104	102	98
<b><u>Distribution of waste land to the landless</u></b>					
11	03E01	Total Land Distributed {Hectare}	**	0	
12	03E02	Land Distributed to SC {Hectare}	**	0	
13	03E03	Land Distributed to ST {Hectare}	**	0	
14	03E04	Land Distributed to Others {Hectare}	**	0	
<b><u>Minimum Wages Enforcement (including Farm Labour)</u></b>					
15	04B01	Agriculture and Farm Workers: Inspections made {Number}	**	0	
16	04B02	Agriculture and Farm Workers: Irregularities detected {Number}	**	4,155	
17	04B03	Agriculture and Farm Workers: Irregularities rectified {Number}	**	0	
18	04B04	Agriculture and Farm Workers: Claims filed {Number}	**	0	
19	04B05	Agriculture and Farm Workers: Claims settled {Number}	**	0	
20	04B06	Agriculture and Farm Workers: Prosecution cases Pending {Number}	**	0	
21	04B07	Agriculture and Farm Workers: Prosecution cases filed {Number}	**	0	
22	04B08	Agriculture and Farm Workers: Prosecution cases decided {Number}	**	0	
23	04B10	Agriculture and Farm Workers: Others {Number}	**	0	
<b><u>Food security (Targeted Public Distribution system)</u></b>					
24	05A02	Off take {Tonnes}	38,349	18,928	49
<b><u>Food Security (Antyodaya Anna Yojana)</u></b>					
25	05B02	Off take {Tonnes}	13,548	4,759	35
<b><u>Rural Housing - Indira Awaas Yojana</u></b>					
26	06A01	Houses constructed {Number}	910	42	5
<b><u>EWS/LIG Houses in Urban Areas</u></b>					
27	06B01	Houses constructed {Number}	233	30	13
<b><u>Rural Areas - Accelerated Rural Water Supply Programme</u></b>					

**PUDUCHERRY**

Sl. No.	Item Code	Item/Parameter Name {Units}	Target April,2008-March,2009	Achievement April,2008-March,2009	Percent Achievement
(1)	(2)	(3)	(4)	(5)	(5)/(4)
28	<b>07A01</b>	Habitations covered (NC and PC) {Number}	10	3	30
29	<b>07A02</b>	Slipped back habitations and habitations with water quality problems addressed-ARWSP {Number}	8	15	188
<b><u>Sanitation Programme in Rural Areas</u></b>					
30	<b>08D01</b>	Individual Household latrines constructed {Number}	**	204	
<b><u>Institutional Delivery</u></b>					
31	<b>08E01</b>	Delivery in institutions {Number}	**	47,275	
<b><u>SC Families Assisted</u></b>					
32	<b>10A01</b>	SC Families Assisted {Number}	5,000	2,280	46
<b><u>Universalization of ICDS Scheme</u></b>					
33	<b>12A01</b>	ICDS Blocks Operational (Cumulative) {Number}	5	5	100
<b><u>Functional Anganwadis</u></b>					
34	<b>12B01</b>	Anganwadis Functional (Cumulative) {Number}	688	688	100
<b><u>Afforestation ( Public and Forest Lands)</u></b>					
35	<b>15A01</b>	Area Covered under Plantation {Hectares}	50	50	100
36	<b>15A02</b>	Seedlings planted {Number}	33,000	1,50,570	456
<b><u>Supply of Electricity</u></b>					
37	<b>18E02</b>	Electricity supplied {Million Units}	2,020	1,773	88

**Note:**

\*\* - Non-Targetable.

**1 Very Good(90% or above of targets)**

01E02, 07A02, 12A01, 12B01, 15A01, 15A02

**2 Good(Between 80% to 90% targets)**

18E02

**3 Poor(Below 80% of targets)**

01B01, 05A02, 05B02, 06A01, 06B01, 07A01, 10A01

**PUNJAB**

Sl. No.	Item Code	Item/Parameter Name {Units}	Target April,2008-March,2009	Achievement April,2008-March,2009	Percent Achievement
(1)	(2)	(3)	(4)	(5)	(5)/(4)
<b><u>Employment generation under the NREG Scheme</u></b>					
1	01A01	No. of job cards issued {Number}	**	5,24,928	
2	01A02	Employment generated {Number}	**	40,14,000	
3	01A03	Wages given {Rupees}	**	47,04,29,000	
<b><u>Swaranjayanti Gram Swarojgar Yojana</u></b>					
4	01B01	Individual Swarozgaries Assisted {Number}	2,177	4,639	213
5	01B02	Individual SC Swarozgaries Assisted {Number}	**	3,466	
6	01B03	Individual ST Swarozgaries Assisted {Number}	**	0	
7	01B04	Individual Women Swarozgaries Assisted {Number}	**	1,093	
8	01B05	Individual Disabled Swarozgaries Assisted {Number}	**	59	
<b><u>Self Help Groups (SHG)</u></b>					
9	01E01	Formed under SGSY {Number}	**	771	
10	01E02	To whom income generating activities provided {Number}	789	474	60
<b><u>Distribution of waste land to the landless</u></b>					
11	03E01	Total Land Distributed {Hectare}	**	0	
12	03E02	Land Distributed to SC {Hectare}	**	0	
13	03E03	Land Distributed to ST {Hectare}	**	0	
14	03E04	Land Distributed to Others {Hectare}	**	0	
<b><u>Minimum Wages Enforcement (including Farm Labour)</u></b>					
15	04B01	Agriculture and Farm Workers: Inspections made {Number}	**	157	
16	04B02	Agriculture and Farm Workers: Irregularities detected {Number}	**	0	
17	04B03	Agriculture and Farm Workers: Irregularities rectified {Number}	**	0	
18	04B04	Agriculture and Farm Workers: Claims filed {Number}	**	0	
19	04B05	Agriculture and Farm Workers: Claims settled {Number}	**	0	
20	04B06	Agriculture and Farm Workers: Prosecution cases Pending {Number}	**	0	
21	04B07	Agriculture and Farm Workers: Prosecution cases filed {Number}	**	0	
22	04B08	Agriculture and Farm Workers: Prosecution cases decided {Number}	**	0	
23	04B10	Agriculture and Farm Workers: Others {Number}	**	0	
<b><u>Food security (Targeted Public Distribution system)</u></b>					
24	05A02	Off take {Tonnes}	6,62,920	5,05,338	76
<b><u>Food Security (Antyodaya Anna Yojana)</u></b>					
25	05B02	Off take {Tonnes}	75,360	46,533	62
<b><u>Rural Housing - Indira Awaas Yojana</u></b>					
26	06A01	Houses constructed {Number}	16,361	16,823	103
<b><u>Rural Areas - Accelerated Rural Water Supply Programme</u></b>					
27	07A01	Habitations covered (NC and PC) {Number}	342	129	38

**PUNJAB**

Sl. No.	Item Code	Item/Parameter Name {Units}	Target April,2008-March,2009	Achievement April,2008-March,2009	Percent Achievement
(1)	(2)	(3)	(4)	(5)	(5)/(4)
28	<b>07A02</b>	Slipped back habitations and habitations with water quality problems addressed-ARWSP {Number}	4,591	1,665	36
<b><u>Sanitation Programme in Rural Areas</u></b>					
29	<b>08D01</b>	Individual Household latrines constructed {Number}	**	2,63,721	
<b><u>Institutional Delivery</u></b>					
30	<b>08E01</b>	Delivery in institutions {Number}	**	2,40,967	
<b><u>SC Families Assisted</u></b>					
31	<b>10A01</b>	SC Families Assisted {Number}	88,000	64,564	73
<b><u>Universalization of ICDS Scheme</u></b>					
32	<b>12A01</b>	ICDS Blocks Operational (Cumulative) {Number}	148	148	100
<b><u>Functional Anganwadis</u></b>					
33	<b>12B01</b>	Anganwadis Functional (Cumulative) {Number}	20,169	20,169	100
<b><u>Afforestation ( Public and Forest Lands)</u></b>					
34	<b>15A01</b>	Area Covered under Plantation {Hectares}	15,000	8,125	54
35	<b>15A02</b>	Seedlings planted {Number}	97,50,000	47,86,000	49
<b><u>Rural Roads - PMGSY</u></b>					
36	<b>17A01</b>	Length of Road Constructed {Kilometer}	1,000	746	75
<b><u>Energising pump sets</u></b>					
37	<b>18D01</b>	Pumps sets energized {Number}	60,000	50,791	85
<b><u>Supply of Electricity</u></b>					
38	<b>18E02</b>	Electricity supplied {Million Units}	41,635	37,238	89

**Note:**

\*\* - Non-Targetable.

**1 Very Good(90% or above of targets)**

01B01, 06A01, 12A01, 12B01

**2 Good(Between 80% to 90% targets)**

18D01, 18E02

**3 Poor(Below 80% of targets)**

01E02, 05A02, 05B02, 07A01, 07A02, 10A01, 15A01, 15A02, 17A01



# RAJASTHAN

Sl. No.	Item Code	Item/Parameter Name {Units}	Target April,2008-March,2009	Achievement April,2008-March,2009	Percent Achievement
(1)	(2)	(3)	(4)	(5)	(5)/(4)
<b><u>Employment generation under the NREG Scheme</u></b>					
1	01A01	No. of job cards issued {Number}	**	84,68,740	
2	01A02	Employment generated {Number}	**	48,29,38,000	
3	01A03	Wages given {Rupees}	**	43,81,53,27,000	
<b><u>Swaranjayanti Gram Swarozgar Yojana</u></b>					
4	01B01	Individual Swarozgaries Assisted {Number}	11,600	15,260	132
5	01B02	Individual SC Swarozgaries Assisted {Number}	**	4,985	
6	01B03	Individual ST Swarozgaries Assisted {Number}	**	3,538	
7	01B04	Individual Women Swarozgaries Assisted {Number}	**	7,632	
8	01B05	Individual Disabled Swarozgaries Assisted {Number}	**	241	
<b><u>Self Help Groups (SHG)</u></b>					
9	01E01	Formed under SGSY {Number}	**	1,65,941	
10	01E02	To whom income generating activities provided {Number}	4,206	4,600	109
<b><u>Distribution of waste land to the landless</u></b>					
11	03E01	Total Land Distributed {Hectare}	**	0	
12	03E02	Land Distributed to SC {Hectare}	**	0	
13	03E03	Land Distributed to ST {Hectare}	**	0	
14	03E04	Land Distributed to Others {Hectare}	**	0	
<b><u>Minimum Wages Enforcement (including Farm Labour)</u></b>					
15	04B01	Agriculture and Farm Workers: Inspections made {Number}	**	1,944	
16	04B02	Agriculture and Farm Workers: Irregularities detected {Number}	**	9	
17	04B03	Agriculture and Farm Workers: Irregularities rectified {Number}	**	5	
18	04B04	Agriculture and Farm Workers: Claims filed {Number}	**	11	
19	04B05	Agriculture and Farm Workers: Claims settled {Number}	**	8	
20	04B06	Agriculture and Farm Workers: Prosecution cases Pending {Number}	**	3	
21	04B07	Agriculture and Farm Workers: Prosecution cases filed {Number}	**	0	
22	04B08	Agriculture and Farm Workers: Prosecution cases decided {Number}	**	2	
23	04B10	Agriculture and Farm Workers: Others {Number}	**	0	
<b><u>Food security (Targeted Public Distribution system)</u></b>					
24	05A02	Off take {Tonnes}	13,64,624	12,80,799	94
<b><u>Food Security (Antyodaya Anna Yojana)</u></b>					
25	05B02	Off take {Tonnes}	3,91,488	3,77,563	96
<b><u>Rural Housing - Indira Awaas Yojana</u></b>					
26	06A01	Houses constructed {Number}	47,350	53,806	114
<b><u>EWS/LIG Houses in Urban Areas</u></b>					
27	06B01	Houses constructed {Number}	2,288	2,480	108
<b><u>Rural Areas - Accelerated Rural Water Supply Programme</u></b>					

# RAJASTHAN

Sl. No.	Item Code	Item/Parameter Name {Units}	Target April,2008-March,2009	Achievement April,2008-March,2009	Percent Achievement
(1)	(2)	(3)	(4)	(5)	(5)/(4)
28	07A01	Habitations covered (NC and PC) {Number}	869	440	51
29	07A02	Slipped back habitations and habitations with water quality problems addressed-ARWSP {Number}	24,785	28,025	113
<b><u>Sanitation Programme in Rural Areas</u></b>					
30	08D01	Individual Household latrines constructed {Number}	**	8,75,292	
<b><u>Institutional Delivery</u></b>					
31	08E01	Delivery in institutions {Number}	**	11,36,597	
<b><u>SC Families Assisted</u></b>					
32	10A01	SC Families Assisted {Number}	4,12,000	4,30,739	105
<b><u>Universalization of ICDS Scheme</u></b>					
33	12A01	ICDS Blocks Operational (Cumulative) {Number}	278	278	100
<b><u>Functional Anganwadis</u></b>					
34	12B01	Anganwadis Functional (Cumulative) {Number}	48,372	48,353	100
<b><u>Afforestation ( Public and Forest Lands)</u></b>					
35	15A01	Area Covered under Plantation {Hectares}	40,000	44,365	111
36	15A02	Seedlings planted {Number}	2,60,00,000	2,39,66,000	92
<b><u>Rural Roads - PMGSY</u></b>					
37	17A01	Length of Road Constructed {Kilometer}	8,200	10,350	126
<b><u>Rajiv Gandhi Grameen Vidyutikaran Yojana</u></b>					
38	18B01	Villages electrified {Number}	280	280	100
<b><u>Energising pump sets</u></b>					
39	18D01	Pumps sets energized {Number}	45,000	79,271	176
<b><u>Supply of Electricity</u></b>					
40	18E02	Electricity supplied {Million Units}	37,797	37,388	99

**Note:**

\*\* - Non-Targetable.

**1 Very Good(90% or above of targets)**

01B01, 01E02, 05A02, 05B02, 06A01, 06B01, 07A02, 10A01, 12A01, 12B01, 15A01, 15A02, 17A01, 18B01, 18D01, 18E02

**2 Poor(Below 80% of targets)**

07A01

**SIKKIM**

Sl. No.	Item Code	Item/Parameter Name {Units}	Target April,2008-March,2009	Achievement April,2008-March,2009	Percent Achievement
(1)	(2)	(3)	(4)	(5)	(5)/(4)
<b><u>Employment generation under the NREG Scheme</u></b>					
1	01A01	No. of job cards issued {Number}	**	66,292	
2	01A02	Employment generated {Number}	**	26,82,656	
3	01A03	Wages given {Rupees}	**	42,43,69,700	
<b><u>Swaranjayanti Gram Swarojgar Yojana</u></b>					
4	01B01	Individual Swarozgaries Assisted {Number}	528	1,689	320
5	01B02	Individual SC Swarozgaries Assisted {Number}	**	90	
6	01B03	Individual ST Swarozgaries Assisted {Number}	**	754	
7	01B04	Individual Women Swarozgaries Assisted {Number}	**	1,123	
8	01B05	Individual Disabled Swarozgaries Assisted {Number}	**	78	
<b><u>Self Help Groups (SHG)</u></b>					
9	01E01	Formed under SGSY {Number}	**	287	
10	01E02	To whom income generating activities provided {Number}	191	116	61
<b><u>Distribution of waste land to the landless</u></b>					
11	03E01	Total Land Distributed {Hectare}	**	60	
12	03E02	Land Distributed to SC {Hectare}	**	8	
13	03E03	Land Distributed to ST {Hectare}	**	17	
14	03E04	Land Distributed to Others {Hectare}	**	35	
<b><u>Minimum Wages Enforcement (including Farm Labour)</u></b>					
15	04B01	Agriculture and Farm Workers: Inspections made {Number}	**	0	
16	04B02	Agriculture and Farm Workers: Irregularities detected {Number}	**	0	
17	04B03	Agriculture and Farm Workers: Irregularities rectified {Number}	**	0	
18	04B04	Agriculture and Farm Workers: Claims filed {Number}	**	0	
19	04B05	Agriculture and Farm Workers: Claims settled {Number}	**	0	
20	04B06	Agriculture and Farm Workers: Prosecution cases Pending {Number}	**	0	
21	04B07	Agriculture and Farm Workers: Prosecution cases filed {Number}	**	0	
22	04B08	Agriculture and Farm Workers: Prosecution cases decided {Number}	**	0	
23	04B10	Agriculture and Farm Workers: Others {Number}	**	0	
<b><u>Food security (Targeted Public Distribution system)</u></b>					
24	05A02	Off take {Tonnes}	44,220	44,599	101
<b><u>Food Security (Antyodaya Anna Yojana)</u></b>					
25	05B02	Off take {Tonnes}	6,936	6,936	100
<b><u>Rural Housing - Indira Awaas Yojana</u></b>					
26	06A01	Houses constructed {Number}	1,295	1,650	127
<b><u>EWS/LIG Houses in Urban Areas</u></b>					
27	06B01	Houses constructed {Number}	30	29	97
<b><u>Rural Areas - Accelerated Rural Water Supply Programme</u></b>					

# SIKKIM

Sl. No.	Item Code	Item/Parameter Name {Units}	Target April,2008-March,2009	Achievement April,2008-March,2009	Percent Achievement
(1)	(2)	(3)	(4)	(5)	(5)/(4)
28	07A02	Slipped back habitations and habitations with water quality problems addressed-ARWSP {Number}	300	0	0
<b><u>Sanitation Programme in Rural Areas</u></b>					
29	08D01	Individual Household latrines constructed {Number}	**	3,712	
<b><u>Institutional Delivery</u></b>					
30	08E01	Delivery in institutions {Number}	**	6,688	
<b><u>SC Families Assisted</u></b>					
31	10A01	SC Families Assisted {Number}	2,200	1,735	79
<b><u>Universalization of ICDS Scheme</u></b>					
32	12A01	ICDS Blocks Operational (Cumulative) {Number}	11	11	100
<b><u>Functional Anganwadis</u></b>					
33	12B01	Anganwadis Functional (Cumulative) {Number}	988	988	100
<b><u>No. of Urban poor families assisted under Seven Point Charter</u></b>					
34	14A01	Poor Families Assisted {Number}	1,200	1,224	102
<b><u>Afforestation ( Public and Forest Lands)</u></b>					
35	15A01	Area Covered under Plantation {Hectares}	12,000	3,862	32
36	15A02	Seedlings planted {Number}	78,00,000	23,04,847	30
<b><u>Rural Roads - PMGSY</u></b>					
37	17A01	Length of Road Constructed {Kilometer}	280	294	105
<b><u>Rajiv Gandhi Grameen Vidyutikaran Yojana</u></b>					
38	18B01	Villages electrified {Number}	10	0	0
<b><u>Supply of Electricity</u></b>					
39	18E02	Electricity supplied {Million Units}	343	330	96

## **Note:**

\*\* - Non-Targetable.

## **1 Very Good(90% or above of targets)**

01B01, 05A02, 05B02, 06A01, 06B01, 12A01, 12B01, 14A01, 17A01, 18E02

## **2 Poor(Below 80% of targets)**

01E02, 07A02, 10A01, 15A01, 15A02, 18B01

**TAMIL NADU**

Sl. No.	Item Code	Item/Parameter Name {Units}	Target April,2008-March,2009	Achievement April,2008-March,2009	Percent Achievement
(1)	(2)	(3)	(4)	(5)	(5)/(4)
<b><u>Employment generation under the NREG Scheme</u></b>					
1	01A01	No. of job cards issued {Number}	**	86,52,235	
2	01A02	Employment generated {Number}	**	12,21,60,000	
3	01A03	Wages given {Rupees}	**	9,77,02,65,100	
<b><u>Swaranjayanti Gram Swarozgar Yojana</u></b>					
4	01B01	Individual Swarozgaries Assisted {Number}	17,889	18,950	106
5	01B02	Individual SC Swarozgaries Assisted {Number}	**	9,029	
6	01B03	Individual ST Swarozgaries Assisted {Number}	**	424	
7	01B04	Individual Women Swarozgaries Assisted {Number}	**	12,982	
8	01B05	Individual Disabled Swarozgaries Assisted {Number}	**	5,668	
<b><u>Self Help Groups (SHG)</u></b>					
9	01E01	Formed under SGSY {Number}	**	15,000	
10	01E02	To whom income generating activities provided {Number}	6,488	7,061	109
<b><u>Distribution of waste land to the landless</u></b>					
11	03E01	Total Land Distributed {Hectare}	**	12,733	
12	03E02	Land Distributed to SC {Hectare}	**	1,973	
13	03E03	Land Distributed to ST {Hectare}	**	136	
14	03E04	Land Distributed to Others {Hectare}	**	10,624	
<b><u>Minimum Wages Enforcement (including Farm Labour)</u></b>					
15	04B01	Agriculture and Farm Workers: Inspections made {Number}	**	0	
16	04B02	Agriculture and Farm Workers: Irregularities detected {Number}	**	0	
17	04B03	Agriculture and Farm Workers: Irregularities rectified {Number}	**	0	
18	04B04	Agriculture and Farm Workers: Claims filed {Number}	**	0	
19	04B05	Agriculture and Farm Workers: Claims settled {Number}	**	0	
20	04B06	Agriculture and Farm Workers: Prosecution cases Pending {Number}	**	0	
21	04B07	Agriculture and Farm Workers: Prosecution cases filed {Number}	**	0	
22	04B08	Agriculture and Farm Workers: Prosecution cases decided {Number}	**	0	
23	04B10	Agriculture and Farm Workers: Others {Number}	**	0	
<b><u>Food security (Targeted Public Distribution system)</u></b>					
24	05A02	Off take {Tonnes}	36,82,832	38,06,151	103
<b><u>Food Security (Antyodaya Anna Yojana)</u></b>					
25	05B02	Off take {Tonnes}	7,83,144	8,27,174	106
<b><u>Rural Housing - Indira Awaas Yojana</u></b>					
26	06A01	Houses constructed {Number}	76,925	93,217	121
<b><u>Rural Areas - Accelerated Rural Water Supply Programme</u></b>					

**TAMIL NADU**

Sl. No.	Item Code	Item/Parameter Name {Units}	Target April,2008-March,2009	Achievement April,2008-March,2009	Percent Achievement
(1)	(2)	(3)	(4)	(5)	(5)/(4)
27	<b>07A02</b>	Slipped back habitations and habitations with water quality problems addressed-ARWSP {Number}	4,602	4,845	105
<b><u>Sanitation Programme in Rural Areas</u></b>					
28	<b>08D01</b>	Individual Household latrines constructed {Number}	**	4,28,480	
<b><u>Institutional Delivery</u></b>					
29	<b>08E01</b>	Delivery in institutions {Number}	**	11,02,136	
<b><u>SC Families Assisted</u></b>					
30	<b>10A01</b>	SC Families Assisted {Number}	9,00,000	9,39,115	104
<b><u>Universalization of ICDS Scheme</u></b>					
31	<b>12A01</b>	ICDS Blocks Operational (Cumulative) {Number}	434	434	100
<b><u>Functional Anganwadis</u></b>					
32	<b>12B01</b>	Anganwadis Functional (Cumulative) {Number}	47,265	47,265	100
<b><u>No. of Urban poor families assisted under Seven Point Charter</u></b>					
33	<b>14A01</b>	Poor Families Assisted {Number}	20,000	15,975	80
<b><u>Afforestation ( Public and Forest Lands)</u></b>					
34	<b>15A01</b>	Area Covered under Plantation {Hectares}	1,45,000	1,53,732	106
35	<b>15A02</b>	Seedlings planted {Number}	9,42,50,000	5,12,03,700	54
<b><u>Rural Roads - PMGSY</u></b>					
36	<b>17A01</b>	Length of Road Constructed {Kilometer}	938	962	103
<b><u>Energising pump sets</u></b>					
37	<b>18D01</b>	Pumps sets energized {Number}	40,000	35,145	88
<b><u>Supply of Electricity</u></b>					
38	<b>18E02</b>	Electricity supplied {Million Units}	69,668	64,208	92

**Note:**

\*\* - Non-Targetable.

**1 Very Good(90% or above of targets)**

01B01, 01E02, 05A02, 05B02, 06A01, 07A02, 10A01, 12A01, 12B01, 15A01, 17A01, 18E02

**2 Good(Between 80% to 90% targets)**

14A01, 18D01

**3 Poor(Below 80% of targets)**

15A02

**TRIPURA**

Sl. No.	Item Code	Item/Parameter Name {Units}	Target April,2008-March,2009	Achievement April,2008-March,2009	Percent Achievement
(1)	(2)	(3)	(4)	(5)	(5)/(4)
<b><u>Employment generation under the NREG Scheme</u></b>					
1	01A01	No. of job cards issued {Number}	**	6,00,615	
2	01A02	Employment generated {Number}	**	3,51,12,000	
3	01A03	Wages given {Rupees}	**	4,90,47,00,000	
<b><u>Swaranjayanti Gram Swarojgar Yojana</u></b>					
4	01B01	Individual Swarozgaries Assisted {Number}	3,320	260	8
5	01B02	Individual SC Swarozgaries Assisted {Number}	**	0	
6	01B03	Individual ST Swarozgaries Assisted {Number}	**	0	
7	01B04	Individual Women Swarozgaries Assisted {Number}	**	0	
8	01B05	Individual Disabled Swarozgaries Assisted {Number}	**	0	
<b><u>Self Help Groups (SHG)</u></b>					
9	01E01	Formed under SGSY {Number}	**	3,245	
10	01E02	To whom income generating activities provided {Number}	1,204	341	28
<b><u>Distribution of waste land to the landless</u></b>					
11	03E01	Total Land Distributed {Hectare}	**	0	
12	03E02	Land Distributed to SC {Hectare}	**	0	
13	03E03	Land Distributed to ST {Hectare}	**	0	
14	03E04	Land Distributed to Others {Hectare}	**	0	
<b><u>Minimum Wages Enforcement (including Farm Labour)</u></b>					
15	04B01	Agriculture and Farm Workers: Inspections made {Number}	**	0	
16	04B02	Agriculture and Farm Workers: Irregularities detected {Number}	**	0	
17	04B03	Agriculture and Farm Workers: Irregularities rectified {Number}	**	0	
18	04B04	Agriculture and Farm Workers: Claims filed {Number}	**	0	
19	04B05	Agriculture and Farm Workers: Claims settled {Number}	**	0	
20	04B06	Agriculture and Farm Workers: Prosecution cases Pending {Number}	**	0	
21	04B07	Agriculture and Farm Workers: Prosecution cases filed {Number}	**	0	
22	04B08	Agriculture and Farm Workers: Prosecution cases decided {Number}	**	0	
23	04B10	Agriculture and Farm Workers: Others {Number}	**	0	
<b><u>Food security (Targeted Public Distribution system)</u></b>					
24	05A02	Off take {Tonnes}	2,75,004	2,68,012	97
<b><u>Food Security (Antyodaya Anna Yojana)</u></b>					
25	05B02	Off take {Tonnes}	47,520	48,879	103
<b><u>Rural Housing - Indira Awaas Yojana</u></b>					
26	06A01	Houses constructed {Number}	13,187	15,329	116
<b><u>EWS/LIG Houses in Urban Areas</u></b>					
27	06B01	Houses constructed {Number}	456	59	13
<b><u>Rural Areas - Accelerated Rural Water Supply Programme</u></b>					

## TRIPURA

Sl. No.	Item Code	Item/Parameter Name {Units}	Target April,2008-March,2009	Achievement April,2008-March,2009	Percent Achievement
(1)	(2)	(3)	(4)	(5)	(5)/(4)
28	<b>07A02</b>	Slipped back habitations and habitations with water quality problems addressed-ARWSP {Number}	138	300	217
<b><u>Sanitation Programme in Rural Areas</u></b>					
29	<b>08D01</b>	Individual Household latrines constructed {Number}	**	62,971	
<b><u>Institutional Delivery</u></b>					
30	<b>08E01</b>	Delivery in institutions {Number}	**	31,845	
<b><u>SC Families Assisted</u></b>					
31	<b>10A01</b>	SC Families Assisted {Number}	22,000	5,632	26
<b><u>Universalization of ICDS Scheme</u></b>					
32	<b>12A01</b>	ICDS Blocks Operational (Cumulative) {Number}	54	56	104
<b><u>Functional Anganwadis</u></b>					
33	<b>12B01</b>	Anganwadis Functional (Cumulative) {Number}	7,351	7,373	100
<b><u>Afforestation ( Public and Forest Lands)</u></b>					
34	<b>15A01</b>	Area Covered under Plantation {Hectares}	16,000	12,597	79
35	<b>15A02</b>	Seedlings planted {Number}	1,04,00,000	1,30,22,000	125
<b><u>Rural Roads - PMGSY</u></b>					
36	<b>17A01</b>	Length of Road Constructed {Kilometer}	750	361	48
<b><u>Rajiv Gandhi Grameen Vidyutikaran Yojana</u></b>					
37	<b>18B01</b>	Villages electrified {Number}	20	0	0
<b><u>Supply of Electricity</u></b>					
38	<b>18E02</b>	Electricity supplied {Million Units}	800	728	91
<b><u>Note:</u></b>					

\*\* - Non-Targetable.

**1 Very Good(90% or above of targets)**

05A02, 05B02, 06A01, 07A02, 12A01, 12B01, 15A02, 18E02

**2 Poor(Below 80% of targets)**

01B01, 01E02, 06B01, 10A01, 15A01, 17A01, 18B01



**UTTARAKHAND**

Sl. No.	Item Code	Item/Parameter Name {Units}	Target April,2008-March,2009	Achievement April,2008-March,2009	Percent Achievement
(1)	(2)	(3)	(4)	(5)	(5)/(4)
<b><u>Employment generation under the NREG Scheme</u></b>					
1	01A01	No. of job cards issued {Number}	**	4,59,019	
2	01A02	Employment generated {Number}	**	1,04,33,200	
3	01A03	Wages given {Rupees}	**	90,79,99,200	
<b><u>Swaranjayanti Gram Swarojgar Yojana</u></b>					
4	01B01	Individual Swarozgaries Assisted {Number}	3,648	4,653	128
5	01B02	Individual SC Swarozgaries Assisted {Number}	**	3,632	
6	01B03	Individual ST Swarozgaries Assisted {Number}	**	204	
7	01B04	Individual Women Swarozgaries Assisted {Number}	**	1,101	
8	01B05	Individual Disabled Swarozgaries Assisted {Number}	**	0	
<b><u>Self Help Groups (SHG)</u></b>					
9	01E01	Formed under SGSY {Number}	**	1,320	
10	01E02	To whom income generating activities provided {Number}	1,323	1,684	127
<b><u>Distribution of waste land to the landless</u></b>					
11	03E01	Total Land Distributed {Hectare}	**	0	
12	03E02	Land Distributed to SC {Hectare}	**	0	
13	03E03	Land Distributed to ST {Hectare}	**	0	
14	03E04	Land Distributed to Others {Hectare}	**	0	
<b><u>Minimum Wages Enforcement (including Farm Labour)</u></b>					
15	04B01	Agriculture and Farm Workers: Inspections made {Number}	**	174	
16	04B02	Agriculture and Farm Workers: Irregularities detected {Number}	**	17	
17	04B03	Agriculture and Farm Workers: Irregularities rectified {Number}	**	17	
18	04B04	Agriculture and Farm Workers: Claims filed {Number}	**	4	
19	04B05	Agriculture and Farm Workers: Claims settled {Number}	**	0	
20	04B06	Agriculture and Farm Workers: Prosecution cases Pending {Number}	**	1	
21	04B07	Agriculture and Farm Workers: Prosecution cases filed {Number}	**	7	
22	04B08	Agriculture and Farm Workers: Prosecution cases decided {Number}	**	1	
23	04B10	Agriculture and Farm Workers: Others {Number}	**	0	
<b><u>Food security (Targeted Public Distribution system)</u></b>					
24	05A02	Off take {Tonnes}	3,62,252	3,08,118	85
<b><u>Food Security (Antyodaya Anna Yojana)</u></b>					
25	05B02	Off take {Tonnes}	63,516	55,065	87
<b><u>Rural Housing - Indira Awaas Yojana</u></b>					
26	06A01	Houses constructed {Number}	11,610	11,422	98
<b><u>Rural Areas - Accelerated Rural Water Supply Programme</u></b>					
27	07A01	Habitations covered (NC and PC) {Number}	126	81	64

## UTTARAKHAND

Sl. No.	Item Code	Item/Parameter Name {Units}	Target April,2008-March,2009	Achievement April,2008-March,2009	Percent Achievement
(1)	(2)	(3)	(4)	(5)	(5)/(4)
28	<b>07A02</b>	Slipped back habitations and habitations with water quality problems addressed-ARWSP {Number}	1,324	1,451	110
<b><u>Sanitation Programme in Rural Areas</u></b>					
29	<b>08D01</b>	Individual Household latrines constructed {Number}	**	98,884	
<b><u>Institutional Delivery</u></b>					
30	<b>08E01</b>	Delivery in institutions {Number}	**	78,345	
<b><u>SC Families Assisted</u></b>					
31	<b>10A01</b>	SC Families Assisted {Number}	7,000	7,675	110
<b><u>Universalization of ICDS Scheme</u></b>					
32	<b>12A01</b>	ICDS Blocks Operational (Cumulative) {Number}	99	99	100
<b><u>Functional Anganwadis</u></b>					
33	<b>12B01</b>	Anganwadis Functional (Cumulative) {Number}	9,664	9,195	95
<b><u>Afforestation ( Public and Forest Lands)</u></b>					
34	<b>15A01</b>	Area Covered under Plantation {Hectares}	60,000	1,20,848	201
35	<b>15A02</b>	Seedlings planted {Number}	3,90,00,000	8,18,25,000	210
<b><u>Rural Roads - PMGSY</u></b>					
36	<b>17A01</b>	Length of Road Constructed {Kilometer}	750	743	99
<b><u>Rajiv Gandhi Grameen Vidyutikaran Yojana</u></b>					
37	<b>18B01</b>	Villages electrified {Number}	198	193	97
<b><u>Energising pump sets</u></b>					
38	<b>18D01</b>	Pumps sets energized {Number}	350	887	253
<b><u>Supply of Electricity</u></b>					
39	<b>18E02</b>	Electricity supplied {Million Units}	7,841	7,765	99

**Note:**

\*\* - Non-Targetable.

**1 Very Good(90% or above of targets)**

01B01, 01E02, 06A01, 07A02, 10A01, 12A01, 12B01, 15A01, 15A02, 17A01, 18B01, 18D01, 18E02

**2 Good(Between 80% to 90% targets)**

05A02, 05B02

**3 Poor(Below 80% of targets)**

07A01

**UTTAR PRADESH**

Sl. No.	Item Code	Item/Parameter Name {Units}	Target April,2008-March,2009	Achievement April,2008-March,2009	Percent Achievement
(1)	(2)	(3)	(4)	(5)	(5)/(4)
<b><u>Employment generation under the NREG Scheme</u></b>					
1	01A01	No. of job cards issued {Number}	**	50,98,991	
2	01A02	Employment generated {Number}	**	21,75,17,563	
3	01A03	Wages given {Rupees}	**	21,75,15,13,300	
<b><u>Swaranjayanti Gram Swarajgar Yojana</u></b>					
4	01B01	Individual Swarozgaries Assisted {Number}	69,286	2,49,450	360
5	01B02	Individual SC Swarozgaries Assisted {Number}	**	1,19,680	
6	01B03	Individual ST Swarozgaries Assisted {Number}	**	1,276	
7	01B04	Individual Women Swarozgaries Assisted {Number}	**	89,515	
8	01B05	Individual Disabled Swarozgaries Assisted {Number}	**	3,471	
<b><u>Self Help Groups (SHG)</u></b>					
9	01E01	Formed under SGSY {Number}	**	36,283	
10	01E02	To whom income generating activities provided {Number}	25,128	21,409	85
<b><u>Distribution of waste land to the landless</u></b>					
11	03E01	Total Land Distributed {Hectare}	**	5,947	
12	03E02	Land Distributed to SC {Hectare}	**	3,559	
13	03E03	Land Distributed to ST {Hectare}	**	46	
14	03E04	Land Distributed to Others {Hectare}	**	2,342	
<b><u>Minimum Wages Enforcement (including Farm Labour)</u></b>					
15	04B01	Agriculture and Farm Workers: Inspections made {Number}	**	16,448	
16	04B02	Agriculture and Farm Workers: Irregularities detected {Number}	**	4,357	
17	04B03	Agriculture and Farm Workers: Irregularities rectified {Number}	**	0	
18	04B04	Agriculture and Farm Workers: Claims filed {Number}	**	0	
19	04B05	Agriculture and Farm Workers: Claims settled {Number}	**	0	
20	04B06	Agriculture and Farm Workers: Prosecution cases Pending {Number}	**	127	
21	04B07	Agriculture and Farm Workers: Prosecution cases filed {Number}	**	4	
22	04B08	Agriculture and Farm Workers: Prosecution cases decided {Number}	**	4	
23	04B10	Agriculture and Farm Workers: Others {Number}	**	0	
<b><u>Food security (Targeted Public Distribution system)</u></b>					
24	05A02	Off take {Tonnes}	49,25,854	42,55,337	86
<b><u>Food Security (Antyodaya Anna Yojana)</u></b>					
25	05B02	Off take {Tonnes}	17,19,480	16,08,775	94
<b><u>Rural Housing - Indira Awaas Yojana</u></b>					
26	06A01	Houses constructed {Number}	2,54,729	2,72,362	107
<b><u>Rural Areas - Accelerated Rural Water Supply Programme</u></b>					

## UTTAR PRADESH

Sl. No.	Item Code	Item/Parameter Name {Units}	Target April,2008-March,2009 (4)	Achievement April,2008-March,2009 (5)	Percent Achievement (5)/(4)
27	<b>07A02</b>	Slipped back habitations and habitations with water quality problems addressed-ARWSP {Number}	1,639	1,265	77
<b><u>Sanitation Programme in Rural Areas</u></b>					
28	<b>08D01</b>	Individual Household latrines constructed {Number}	**	24,43,882	
<b><u>Institutional Delivery</u></b>					
29	<b>08E01</b>	Delivery in institutions {Number}	**	18,05,418	
<b><u>SC Families Assisted</u></b>					
30	<b>10A01</b>	SC Families Assisted {Number}	2,57,000	2,21,337	86
<b><u>Universalization of ICDS Scheme</u></b>					
31	<b>12A01</b>	ICDS Blocks Operational (Cumulative) {Number}	897	898	100
<b><u>Functional Anganwadis</u></b>					
32	<b>12B01</b>	Anganwadis Functional (Cumulative) {Number}	1,50,727	1,50,888	100
<b><u>Afforestation ( Public and Forest Lands)</u></b>					
33	<b>15A01</b>	Area Covered under Plantation {Hectares}	55,000	70,225	128
34	<b>15A02</b>	Seedlings planted {Number}	3,57,50,000	7,71,65,113	216
<b><u>Rural Roads - PMGSY</u></b>					
35	<b>17A01</b>	Length of Road Constructed {Kilometer}	7,610	5,357	70
<b><u>Rajiv Gandhi Grameen Vidyutikaran Yojana</u></b>					
36	<b>18B01</b>	Villages electrified {Number}	1,600	535	33
<b><u>Supply of Electricity</u></b>					
37	<b>18E02</b>	Electricity supplied {Million Units}	69,207	54,309	78
<b><u>Note:</u></b>					

\*\* - Non-Targetable.

**1 Very Good(90% or above of targets)**

01B01, 05B02, 06A01, 12A01, 12B01, 15A01, 15A02

**2 Good(Between 80% to 90% targets)**

01E02, 05A02, 10A01

**3 Poor(Below 80% of targets)**

07A02, 17A01, 18B01, 18E02

**WEST BENGAL**

Sl. No.	Item Code	Item/Parameter Name {Units}	Target April,2008-March,2009	Achievement April,2008-March,2009	Percent Achievement
(1)	(2)	(3)	(4)	(5)	(5)/(4)
<b><u>Employment generation under the NREG Scheme</u></b>					
1	01A01	No. of job cards issued {Number}	**	9,77,994	
2	01A02	Employment generated {Number}	**	7,86,62,000	
3	01A03	Wages given {Rupees}	**	6,15,22,41,000	
<b><u>Swaranjayanti Gram Swarozgar Yojana</u></b>					
4	01B01	Individual Swarozgaries Assisted {Number}	25,715	46,496	181
5	01B02	Individual SC Swarozgaries Assisted {Number}	**	15,941	
6	01B03	Individual ST Swarozgaries Assisted {Number}	**	2,374	
7	01B04	Individual Women Swarozgaries Assisted {Number}	**	42,455	
8	01B05	Individual Disabled Swarozgaries Assisted {Number}	**	258	
<b><u>Self Help Groups (SHG)</u></b>					
9	01E01	Formed under SGSY {Number}	**	33,398	
10	01E02	To whom income generating activities provided {Number}	9,326	4,403	47
<b><u>Distribution of waste land to the landless</u></b>					
11	03E01	Total Land Distributed {Hectare}	**	0	
12	03E02	Land Distributed to SC {Hectare}	**	0	
13	03E03	Land Distributed to ST {Hectare}	**	0	
14	03E04	Land Distributed to Others {Hectare}	**	0	
<b><u>Minimum Wages Enforcement (including Farm Labour)</u></b>					
15	04B01	Agriculture and Farm Workers: Inspections made {Number}	**	0	
16	04B02	Agriculture and Farm Workers: Irregularities detected {Number}	**	0	
17	04B03	Agriculture and Farm Workers: Irregularities rectified {Number}	**	0	
18	04B04	Agriculture and Farm Workers: Claims filed {Number}	**	0	
19	04B05	Agriculture and Farm Workers: Claims settled {Number}	**	0	
20	04B06	Agriculture and Farm Workers: Prosecution cases Pending {Number}	**	0	
21	04B07	Agriculture and Farm Workers: Prosecution cases filed {Number}	**	0	
22	04B08	Agriculture and Farm Workers: Prosecution cases decided {Number}	**	0	
23	04B10	Agriculture and Farm Workers: Others {Number}	**	0	
<b><u>Food security (Targeted Public Distribution system)</u></b>					
24	05A02	Off take {Tonnes}	30,31,942	27,18,517	90
<b><u>Food Security (Antyodaya Anna Yojana)</u></b>					
25	05B02	Off take {Tonnes}	6,21,684	5,12,809	82
<b><u>Rural Housing - Indira Awaas Yojana</u></b>					
26	06A01	Houses constructed {Number}	1,53,697	1,21,476	79
<b><u>EWS/LIG Houses in Urban Areas</u></b>					
27	06B01	Houses constructed {Number}	632	608	96
<b><u>Rural Areas - Accelerated Rural Water Supply Programme</u></b>					

## WEST BENGAL

Sl. No.	Item Code	Item/Parameter Name {Units}	Target April,2008-March,2009	Achievement April,2008-March,2009	Percent Achievement
(1)	(2)	(3)	(4)	(5)	(5)/(4)
28	<b>07A02</b>	Slipped back habitations and habitations with water quality problems addressed-ARWSP {Number}	11,460	1,050	9
<b><u>Sanitation Programme in Rural Areas</u></b>					
29	<b>08D01</b>	Individual Household latrines constructed {Number}	**	6,35,456	
<b><u>Institutional Delivery</u></b>					
30	<b>08E01</b>	Delivery in institutions {Number}	**	9,36,897	
<b><u>SC Families Assisted</u></b>					
31	<b>10A01</b>	SC Families Assisted {Number}	1,10,000	11,203	10
<b><u>Universalization of ICDS Scheme</u></b>					
32	<b>12A01</b>	ICDS Blocks Operational (Cumulative) {Number}	416	414	100
<b><u>Functional Anganwadis</u></b>					
33	<b>12B01</b>	Anganwadis Functional (Cumulative) {Number}	92,152	89,000	97
<b><u>Afforestation ( Public and Forest Lands)</u></b>					
34	<b>15A01</b>	Area Covered under Plantation {Hectares}	72,000	18,634	26
35	<b>15A02</b>	Seedlings planted {Number}	4,68,00,000	2,98,15,000	64
<b><u>Rural Roads - PMGSY</u></b>					
36	<b>17A01</b>	Length of Road Constructed {Kilometer}	2,060	1,886	92
<b><u>Rajiv Gandhi Grameen Vidyutikaran Yojana</u></b>					
37	<b>18B01</b>	Villages electrified {Number}	743	575	77
<b><u>Energising pump sets</u></b>					
38	<b>18D01</b>	Pumps sets energized {Number}	2,037	667	33
<b><u>Supply of Electricity</u></b>					
39	<b>18E02</b>	Electricity supplied {Million Units}	31,289	30,290	97

**Note:**

\*\* - Non-Targetable.

**1 Very Good(90% or above of targets)**

01B01, 05A02, 06B01, 12A01, 12B01, 17A01, 18E02

**2 Good(Between 80% to 90% targets)**

05B02

**3 Poor(Below 80% of targets)**

01E02, 06A01, 07A02, 10A01, 15A01, 15A02, 18B01, 18D01

**ANDAMAN AND NICOBAR ISLANDS**

Sl. No.	Item Code	Item/Parameter Name {Units}	Target April,2008-March,2009	Achievement April,2008-March,2009	Percent Achievement
(1)	(2)	(3)	(4)	(5)	(5)/(4)
<b><u>Employment generation under the NREG Scheme</u></b>					
1	<b>01A01</b>	No. of job cards issued {Number}	**	23,313	
2	<b>01A02</b>	Employment generated {Number}	**	99,595	
3	<b>01A03</b>	Wages given {Rupees}	**	1,24,47,666	
<b><u>Swaranjayanti Gram Swarajgar Yojana</u></b>					
4	<b>01B01</b>	Individual Swarozgaries Assisted {Number}	36	51	142
5	<b>01B02</b>	Individual SC Swarozgaries Assisted {Number}	**	0	
6	<b>01B03</b>	Individual ST Swarozgaries Assisted {Number}	**	33	
7	<b>01B04</b>	Individual Women Swarozgaries Assisted {Number}	**	12	
8	<b>01B05</b>	Individual Disabled Swarozgaries Assisted {Number}	**	2	
<b><u>Self Help Groups (SHG)</u></b>					
9	<b>01E01</b>	Formed under SGSY {Number}	**	46	
10	<b>01E02</b>	To whom income generating activities provided {Number}	14	30	214
<b><u>Distribution of waste land to the landless</u></b>					
11	<b>03E01</b>	Total Land Distributed {Hectare}	**	0	
12	<b>03E02</b>	Land Distributed to SC {Hectare}	**	0	
13	<b>03E03</b>	Land Distributed to ST {Hectare}	**	0	
14	<b>03E04</b>	Land Distributed to Others {Hectare}	**	0	
<b><u>Minimum Wages Enforcement (including Farm Labour)</u></b>					
15	<b>04B01</b>	Agriculture and Farm Workers: Inspections made {Number}	**	0	
16	<b>04B02</b>	Agriculture and Farm Workers: Irregularities detected {Number}	**	0	
17	<b>04B03</b>	Agriculture and Farm Workers: Irregularities rectified {Number}	**	0	
18	<b>04B04</b>	Agriculture and Farm Workers: Claims filed {Number}	**	0	
19	<b>04B05</b>	Agriculture and Farm Workers: Claims settled {Number}	**	0	
20	<b>04B06</b>	Agriculture and Farm Workers: Prosecution cases Pending {Number}	**	0	
21	<b>04B07</b>	Agriculture and Farm Workers: Prosecution cases filed {Number}	**	0	
22	<b>04B08</b>	Agriculture and Farm Workers: Prosecution cases decided {Number}	**	0	
23	<b>04B10</b>	Agriculture and Farm Workers: Others {Number}	**	0	
<b><u>Food security (Targeted Public Distribution system)</u></b>					
24	<b>05A02</b>	Off take {Tonnes}	29,341	16,379	56
<b><u>Food Security (Antyodaya Anna Yojana)</u></b>					
25	<b>05B02</b>	Off take {Tonnes}	1,800	1,449	80
<b><u>Rural Housing - Indira Awaas Yojana</u></b>					
26	<b>06A01</b>	Houses constructed {Number}	1,828	111	6
<b><u>Rural Areas - Accelerated Rural Water Supply Programme</u></b>					
27	<b>07A01</b>	Habitations covered (NC and PC) {Number}	8	0	0

## ANDAMAN AND NICOBAR ISLANDS

Sl. No.	Item Code	Item/Parameter Name {Units}	Target April,2008- March,2009	Achievement April,2008- March,2009	Percent Achievement
(1)	(2)	(3)	(4)	(5)	(5)/(4)
28	<b>07A02</b>	Slipped back habitations and habitations with water quality problems addressed-ARWSP {Number}	26	0	0
<b><u>Sanitation Programme in Rural Areas</u></b>					
29	<b>08D01</b>	Individual Household latrines constructed {Number}	**	0	
<b><u>Institutional Delivery</u></b>					
30	<b>08E01</b>	Delivery in institutions {Number}	**	4,823	
<b><u>Universalization of ICDS Scheme</u></b>					
31	<b>12A01</b>	ICDS Blocks Operational (Cumulative) {Number}	5	5	100
<b><u>Functional Anganwadis</u></b>					
32	<b>12B01</b>	Anganwadis Functional (Cumulative) {Number}	672	672	100
<b><u>Afforestation ( Public and Forest Lands)</u></b>					
33	<b>15A01</b>	Area Covered under Plantation {Hectares}	1,200	1,212	101
34	<b>15A02</b>	Seedlings planted {Number}	7,80,000	9,16,279	117
<b><u>Supply of Electricity</u></b>					
35	<b>18E02</b>	Electricity supplied {Million Units}	236	184	78

**Note:**

\*\* - Non-Targetable.

**1 Very Good(90% or above of targets)**

01B01, 01E02, 12A01, 12B01, 15A01, 15A02

**2 Good(Between 80% to 90% targets)**

05B02

**3 Poor(Below 80% of targets)**

05A02, 06A01, 07A01, 07A02, 18E02



## CHANDIGARH

Sl. No.	Item Code	Item/Parameter Name {Units}	Target April,2008-March,2009	Achievement April,2008-March,2009	Percent Achievement
(1)	(2)	(3)	(4)	(5)	(5)/(4)
<b><u>Employment generation under the NREG Scheme</u></b>					
1	01A01	No. of job cards issued {Number}	**	0	
2	01A02	Employment generated {Number}	**	0	
3	01A03	Wages given {Rupees}	**	0	
<b><u>Self Help Groups (SHG)</u></b>					
4	01E01	Formed under SGSY {Number}	**	0	
<b><u>Distribution of waste land to the landless</u></b>					
5	03E01	Total Land Distributed {Hectare}	**	0	
6	03E02	Land Distributed to SC {Hectare}	**	0	
7	03E03	Land Distributed to ST {Hectare}	**	0	
8	03E04	Land Distributed to Others {Hectare}	**	0	
<b><u>Minimum Wages Enforcement (including Farm Labour)</u></b>					
9	04B01	Agriculture and Farm Workers: Inspections made {Number}	**	0	
10	04B02	Agriculture and Farm Workers: Irregularities detected {Number}	**	0	
11	04B03	Agriculture and Farm Workers: Irregularities rectified {Number}	**	0	
12	04B04	Agriculture and Farm Workers: Claims filed {Number}	**	0	
13	04B05	Agriculture and Farm Workers: Claims settled {Number}	**	0	
14	04B06	Agriculture and Farm Workers: Prosecution cases Pending {Number}	**	0	
15	04B07	Agriculture and Farm Workers: Prosecution cases filed {Number}	**	0	
16	04B08	Agriculture and Farm Workers: Prosecution cases decided {Number}	**	0	
17	04B10	Agriculture and Farm Workers: Others {Number}	**	0	
<b><u>Food security (Targeted Public Distribution system)</u></b>					
18	05A02	Off take {Tonnes}	5,628	3,510	62
<b><u>Food Security (Antyodaya Anna Yojana)</u></b>					
19	05B02	Off take {Tonnes}	822	526	64
<b><u>Sanitation Programme in Rural Areas</u></b>					
20	08D01	Individual Household latrines constructed {Number}	**	0	
<b><u>Institutional Delivery</u></b>					
21	08E01	Delivery in institutions {Number}	**	18,563	
<b><u>SC Families Assisted</u></b>					
22	10A01	SC Families Assisted {Number}	700	670	96
<b><u>Universalization of ICDS Scheme</u></b>					
23	12A01	ICDS Blocks Operational (Cumulative) {Number}	3	3	100
<b><u>Functional Anganwadis</u></b>					
24	12B01	Anganwadis Functional (Cumulative) {Number}	370	370	100
<b><u>Afforestation ( Public and Forest Lands)</u></b>					
25	15A01	Area Covered under Plantation {Hectares}	150	383	255

## CHANDIGARH

Sl. No.	Item Code	Item/Parameter Name {Units}	Target April,2008- March,2009	Achievement April,2008- March,2009	Percent Achievement
(1)	(2)	(3)	(4)	(5)	(5)/(4)
26	<b>15A02</b>	Seedlings planted {Number}	98,000	2,27,457	232
		<b><u>Supply of Electricity</u></b>			
27	<b>18E02</b>	Electricity supplied {Million Units}	1,414	1,414	100

**Note:**

\*\* - Non-Targetable.

**1 Very Good(90% or above of targets)**

10A01, 12A01, 12B01, 15A01, 15A02, 18E02

**2 Poor(Below 80% of targets)**

05A02, 05B02

**DADRA AND NAGAR HAVELI**

Sl. No.	Item Code	Item/Parameter Name {Units}	Target April,2008-March,2009	Achievement April,2008-March,2009	Percent Achievement
(1)	(2)	(3)	(4)	(5)	(5)/(4)
<b><u>Employment generation under the NREG Scheme</u></b>					
1	<b>01A01</b>	No. of job cards issued {Number}	**	8,100	
2	<b>01A02</b>	Employment generated {Number}	**	48,841	
3	<b>01A03</b>	Wages given {Rupees}	**	52,41,000	
<b><u>Swaranjayanti Gram Swarojgar Yojana</u></b>					
4	<b>01B01</b>	Individual Swarozgaries Assisted {Number}	36	24	67
5	<b>01B02</b>	Individual SC Swarozgaries Assisted {Number}	**	0	
6	<b>01B03</b>	Individual ST Swarozgaries Assisted {Number}	**	23	
7	<b>01B04</b>	Individual Women Swarozgaries Assisted {Number}	**	1	
8	<b>01B05</b>	Individual Disabled Swarozgaries Assisted {Number}	**	0	
<b><u>Self Help Groups (SHG)</u></b>					
9	<b>01E01</b>	Formed under SGSY {Number}	**	0	
10	<b>01E02</b>	To whom income generating activities provided {Number}	14	1	7
<b><u>Distribution of waste land to the landless</u></b>					
11	<b>03E01</b>	Total Land Distributed {Hectare}	**	0	
12	<b>03E02</b>	Land Distributed to SC {Hectare}	**	0	
13	<b>03E03</b>	Land Distributed to ST {Hectare}	**	0	
14	<b>03E04</b>	Land Distributed to Others {Hectare}	**	0	
<b><u>Minimum Wages Enforcement (including Farm Labour)</u></b>					
15	<b>04B01</b>	Agriculture and Farm Workers: Inspections made {Number}	**	0	
16	<b>04B02</b>	Agriculture and Farm Workers: Irregularities detected {Number}	**	0	
17	<b>04B03</b>	Agriculture and Farm Workers: Irregularities rectified {Number}	**	0	
18	<b>04B04</b>	Agriculture and Farm Workers: Claims filed {Number}	**	0	
19	<b>04B05</b>	Agriculture and Farm Workers: Claims settled {Number}	**	0	
20	<b>04B06</b>	Agriculture and Farm Workers: Prosecution cases Pending {Number}	**	0	
21	<b>04B07</b>	Agriculture and Farm Workers: Prosecution cases filed {Number}	**	0	
22	<b>04B08</b>	Agriculture and Farm Workers: Prosecution cases decided {Number}	**	0	
23	<b>04B10</b>	Agriculture and Farm Workers: Others {Number}	**	0	
<b><u>Food security (Targeted Public Distribution system)</u></b>					
24	<b>05A02</b>	Off take {Tonnes}	8,154	8,088	99
<b><u>Food Security (Antyodaya Anna Yojana)</u></b>					
25	<b>05B02</b>	Off take {Tonnes}	2,196	2,196	100
<b><u>Rural Housing - Indira Awaas Yojana</u></b>					
26	<b>06A01</b>	Houses constructed {Number}	305	120	39
<b><u>Sanitation Programme in Rural Areas</u></b>					
27	<b>08D01</b>	Individual Household latrines constructed {Number}	**	0	

## DADRA AND NAGAR HAVELI

Sl. No.	Item Code	Item/Parameter Name {Units}	Target April,2008- March,2009	Achievement April,2008- March,2009	Percent Achievement
(1)	(2)	(3)	(4)	(5)	(5)/(4)
<b><u>Institutional Delivery</u></b>					
28	08E01	Delivery in institutions {Number}	**	2,232	
<b><u>Universalization of ICDS Scheme</u></b>					
29	12A01	ICDS Blocks Operational (Cumulative) {Number}	2	2	100
<b><u>Functional Anganwadis</u></b>					
30	12B01	Anganwadis Functional (Cumulative) {Number}	219	219	100
<b><u>Afforestation ( Public and Forest Lands)</u></b>					
31	15A01	Area Covered under Plantation {Hectares}	250	284	114
32	15A02	Seedlings planted {Number}	1,63,000	4,08,000	250
<b><u>Supply of Electricity</u></b>					
33	18E02	Electricity supplied {Million Units}	3,574	3,457	97

**Note:**

\*\* - Non-Targetable.

**1 Very Good(90% or above of targets)**

05A02, 05B02, 12A01, 12B01, 15A01, 15A02, 18E02

**2 Poor(Below 80% of targets)**

01B01, 01E02, 06A01

**DAMAN AND DIU**

Sl. No.	Item Code	Item/Parameter Name {Units}	Target April,2008-March,2009	Achievement April,2008-March,2009	Percent Achievement
(1)	(2)	(3)	(4)	(5)	(5)/(4)
<b><u>Employment generation under the NREG Scheme</u></b>					
1	01A01	No. of job cards issued {Number}	**	120	
2	01A02	Employment generated {Number}	**	120	
3	01A03	Wages given {Rupees}	**	2,07,980	
<b><u>Swaranjayanti Gram Swarojgar Yojana</u></b>					
4	01B01	Individual Swarozgaries Assisted {Number}	36	14	39
5	01B02	Individual SC Swarozgaries Assisted {Number}	**	2	
6	01B03	Individual ST Swarozgaries Assisted {Number}	**	9	
7	01B04	Individual Women Swarozgaries Assisted {Number}	**	0	
8	01B05	Individual Disabled Swarozgaries Assisted {Number}	**	0	
<b><u>Self Help Groups (SHG)</u></b>					
9	01E01	Formed under SGSY {Number}	**	0	
10	01E02	To whom income generating activities provided {Number}	14	0	0
<b><u>Distribution of waste land to the landless</u></b>					
11	03E01	Total Land Distributed {Hectare}	**	0	
12	03E02	Land Distributed to SC {Hectare}	**	0	
13	03E03	Land Distributed to ST {Hectare}	**	0	
14	03E04	Land Distributed to Others {Hectare}	**	0	
<b><u>Minimum Wages Enforcement (including Farm Labour)</u></b>					
15	04B01	Agriculture and Farm Workers: Inspections made {Number}	**	0	
16	04B02	Agriculture and Farm Workers: Irregularities detected {Number}	**	0	
17	04B03	Agriculture and Farm Workers: Irregularities rectified {Number}	**	0	
18	04B04	Agriculture and Farm Workers: Claims filed {Number}	**	0	
19	04B05	Agriculture and Farm Workers: Claims settled {Number}	**	0	
20	04B06	Agriculture and Farm Workers: Prosecution cases Pending {Number}	**	0	
21	04B07	Agriculture and Farm Workers: Prosecution cases filed {Number}	**	0	
22	04B08	Agriculture and Farm Workers: Prosecution cases decided {Number}	**	0	
23	04B10	Agriculture and Farm Workers: Others {Number}	**	0	
<b><u>Food security (Targeted Public Distribution system)</u></b>					
24	05A02	Off take {Tonnes}	2,370	423	18
<b><u>Food Security (Antyodaya Anna Yojana)</u></b>					
25	05B02	Off take {Tonnes}	636	100	16
<b><u>Rural Housing - Indira Awaas Yojana</u></b>					
26	06A01	Houses constructed {Number}	136	4	3
<b><u>Sanitation Programme in Rural Areas</u></b>					
27	08D01	Individual Household latrines constructed {Number}	**	0	

**DAMAN AND DIU**

Sl. No.	Item Code	Item/Parameter Name {Units}	Target April,2008- March,2009	Achievement April,2008- March,2009	Percent Achievement
(1)	(2)	(3)	(4)	(5)	(5)/(4)
		<b><u>Institutional Delivery</u></b>			
28	<b>08E01</b>	Delivery in institutions {Number}	**	2,989	
		<b><u>Universalization of ICDS Scheme</u></b>			
29	<b>12A01</b>	ICDS Blocks Operational (Cumulative) {Number}	2	2	100
		<b><u>Functional Anganwadis</u></b>			
30	<b>12B01</b>	Anganwadis Functional (Cumulative) {Number}	107	97	91
		<b><u>Afforestation ( Public and Forest Lands)</u></b>			
31	<b>15A01</b>	Area Covered under Plantation {Hectares}	30	30	100
32	<b>15A02</b>	Seedlings planted {Number}	20,000	56,100	280
		<b><u>Supply of Electricity</u></b>			
33	<b>18E02</b>	Electricity supplied {Million Units}	1,797	1,576	88

**Note:**

\*\* - Non-Targetable.

**1 Very Good(90% or above of targets)**

12A01, 12B01, 15A01, 15A02

**2 Good(Between 80% to 90% targets)**

18E02

**3 Poor(Below 80% of targets)**

01B01, 01E02, 05A02, 05B02, 06A01

**LAKSHADWEEP**

Sl. No.	Item Code	Item/Parameter Name {Units}	Target April,2008-March,2009	Achievement April,2008-March,2009	Percent Achievement
(1)	(2)	(3)	(4)	(5)	(5)/(4)
<b><u>Employment generation under the NREG Scheme</u></b>					
1	01A01	No. of job cards issued {Number}	**	2,896	
2	01A02	Employment generated {Number}	**	1,25,500	
3	01A03	Wages given {Rupees}	**	1,28,73,000	
<b><u>Swaranjayanti Gram Swarozgar Yojana</u></b>					
4	01B01	Individual Swarozgaries Assisted {Number}	36	66	183
5	01B02	Individual SC Swarozgaries Assisted {Number}	**	0	
6	01B03	Individual ST Swarozgaries Assisted {Number}	**	66	
7	01B04	Individual Women Swarozgaries Assisted {Number}	**	23	
8	01B05	Individual Disabled Swarozgaries Assisted {Number}	**	2	
<b><u>Self Help Groups (SHG)</u></b>					
9	01E01	Formed under SGSY {Number}	**	0	
10	01E02	To whom income generating activities provided {Number}	14	7	50
<b><u>Distribution of waste land to the landless</u></b>					
11	03E01	Total Land Distributed {Hectare}	**	0	
12	03E02	Land Distributed to SC {Hectare}	**	0	
13	03E03	Land Distributed to ST {Hectare}	**	0	
14	03E04	Land Distributed to Others {Hectare}	**	0	
<b><u>Minimum Wages Enforcement (including Farm Labour)</u></b>					
15	04B01	Agriculture and Farm Workers: Inspections made {Number}	**	0	
16	04B02	Agriculture and Farm Workers: Irregularities detected {Number}	**	0	
17	04B03	Agriculture and Farm Workers: Irregularities rectified {Number}	**	0	
18	04B04	Agriculture and Farm Workers: Claims filed {Number}	**	0	
19	04B05	Agriculture and Farm Workers: Claims settled {Number}	**	0	
20	04B06	Agriculture and Farm Workers: Prosecution cases Pending {Number}	**	0	
21	04B07	Agriculture and Farm Workers: Prosecution cases filed {Number}	**	0	
22	04B08	Agriculture and Farm Workers: Prosecution cases decided {Number}	**	0	
23	04B10	Agriculture and Farm Workers: Others {Number}	**	0	
<b><u>Food security (Targeted Public Distribution system)</u></b>					
24	05A02	Off take {Tonnes}	4,608	3,703	80
<b><u>Food Security (Antyodaya Anna Yojana)</u></b>					
25	05B02	Off take {Tonnes}	492	492	100
<b><u>Rural Housing - Indira Awaas Yojana</u></b>					
26	06A01	Houses constructed {Number}	118	105	89
<b><u>Rural Areas - Accelerated Rural Water Supply Programme</u></b>					
27	07A01	Habitations covered (NC and PC) {Number}	10	0	0
<b><u>Sanitation Programme in Rural Areas</u></b>					

# LAKSHADWEEP

Sl. No.	Item Code	Item/Parameter Name {Units}	Target April,2008-March,2009	Achievement April,2008-March,2009	Percent Achievement
(1)	(2)	(3)	(4)	(5)	(5)/(4)
28	<b>08D01</b>	Individual Household latrines constructed {Number}	**	0	
		<b><u>Institutional Delivery</u></b>			
29	<b>08E01</b>	Delivery in institutions {Number}	**	621	
		<b><u>Universalization of ICDS Scheme</u></b>			
30	<b>12A01</b>	ICDS Blocks Operational (Cumulative) {Number}	1	1	100
		<b><u>Functional Anganwadis</u></b>			
31	<b>12B01</b>	Anganwadis Functional (Cumulative) {Number}	87	87	100
		<b><u>Afforestation ( Public and Forest Lands)</u></b>			
32	<b>15A01</b>	Area Covered under Plantation {Hectares}	20	20	100
33	<b>15A02</b>	Seedlings planted {Number}	13,000	13,646	105
		<b><u>Supply of Electricity</u></b>			
34	<b>18E02</b>	Electricity supplied {Million Units}	24	24	100

## Note:

\*\* - Non-Targetable.

### **1 Very Good(90% or above of targets)**

01B01, 05B02, 12A01, 12B01, 15A01, 15A02, 18E02

### **2 Good(Between 80% to 90% targets)**

05A02, 06A01

### **3 Poor(Below 80% of targets)**

01E02, 07A01



**LIST OF ITEMS COVERED UNDER (TPP) - 2006**

<b>Point No.</b>	<b>Item No.</b>	<b>Name of the Points/Items</b>
<b>I.</b>		<b>Garibi Hatao [Poverty Eradication]</b>
		<b>Rural Areas</b>
	<b>1.</b>	Employment generation under the National Rural Employment Guarantee Act
	<b>2.</b>	Swaranjayanti Gram Swarojgar Yojana
	<b>3.</b>	Rural Business Hubs in Partnership with Panchayats
	<b>4.</b>	Self help Groups
		<b>Urban Areas</b>
	<b>5.</b>	Swaranjayanti Shehri Rojgar Yojana
<b>II.</b>		<b>Jan Shakti (Power to People)</b>
	<b>6.</b>	Local Self Government (Panchayati Raj and Urban Local Bodies) <ul style="list-style-type: none"> <li>- Activity Mapping for devolution of functions</li> <li>- Budget Flow of Funds</li> <li>- Assignment of Functionaries</li> </ul>
	<b>7.</b>	Quick and Inexpensive Justice – Gram Nyayalayas and Nyaya Panchayats.
	<b>8.</b>	District Planning Committees.
<b>III.</b>		<b>Kisan Mitra [Support to Farmers]</b>
	<b>9.</b>	Water shed development
	<b>10.</b>	Marketing and infrastructural support to farmers
	<b>11.</b>	Irrigation facilities (including minor and micro irrigation) for agriculture
	<b>12.</b>	Credit to farmers
	<b>13.</b>	Distribution of waste land to the landless
<b>IV.</b>		<b>Shramik Kalyan [Labour Welfare]</b>
	<b>14.</b>	Social Security for Agricultural and Unorganised Labour
	<b>15.</b>	Minimum Wages Enforcement (including Farm Labour)
	<b>16.</b>	Prevention of Child Labour
	<b>17.</b>	Welfare of Women Labour
<b>V.</b>		<b>Khadya Suraksha [Food Security ]</b>
	<b>18.</b>	<b>Food Security:</b> <ul style="list-style-type: none"> <li>(i) Targeted Public Distribution system,</li> <li>(ii) Antyodaya Anna Yojana,</li> <li>(iii) Establishing Grain banks in chronically food scarcity areas</li> </ul>
<b>VI.</b>		<b>Subke Liye Aawas [Housing for All]</b>
	<b>19</b>	Rural Housing - Indira Awaas Yojana
	<b>20.</b>	EWS/LIG Houses in Urban Areas

Contd.....

Point No.	Item No.	Name of the Points/Items
<b>VII.</b>		<b>Shudh Peya Jal [Clean Drinking Water]</b>
	<b>21.</b>	Rural Areas. - Accelerated Rural Water Supply Programme
	<b>22.</b>	Urban Areas: - Accelerated Urban Water Supply Programme
<b>VIII.</b>		<b>Jan Jan Ka Swasthya [Health for All]</b>
	<b>23.</b>	Control and prevention of major diseases: (a) HIV/AIDS (b) TB (c) Malaria (d) Leprosy (e) Blindness
	<b>24.</b>	National Rural Health Mission
	<b>25.</b>	Immunisation of Children
	<b>26.</b>	Sanitation Programme in - Rural Areas - Urban areas
	<b>27.</b>	Institutional Delivery
	<b>28.</b>	Prevention of Female Foeticide
	<b>29.</b>	Supplementary nutrition for Mothers and Children
	<b>30.</b>	Two Child norms
<b>IX.</b>		<b>Sabke Liye Shiksha [Education for All]</b>
	<b>31.</b>	Sarv Shiksha Abhiyan
	<b>32.</b>	Mid Day Meal Scheme - Compulsory Elementary Education
<b>X.</b>		<b>Anusuchit Jaati, Jan Jaati, Alp-sankhyak evam Anya Pichhra Varg Kalyan [Welfare of Scheduled Castes, Scheduled Tribes, Minorities and OBCs]</b>
	<b>33.</b>	SC Families Assisted
	<b>34.</b>	Rehabilitation of Scavengers
	<b>35.</b>	ST Families Assisted
	<b>36.</b>	Rights of Forest dwellers – Owners of minor forest produce
	<b>37.</b>	Particularly Vulnerable Tribal Groups (PTGs)
	<b>38.</b>	No alienation of Tribal lands
	<b>39.</b>	Implementation of Panchayats (Extension to Scheduled Areas) Act [PESA]
	<b>40.</b>	Welfare of Minorities
	<b>41.</b>	Professional education among all minority communities
	<b>42.</b>	Reservation of OBCs in - Education - Employment
<b>XI.</b>		<b>Mahila Kalyan [Women Welfare]</b>
	<b>43.</b>	Financial Assistance for Women Welfare
	<b>44.</b>	Improved participation of women in (a) Panchayats (b) Municipalities (c) State Legislatures (d) Parliament

Contd.....

Point No.	Item No.	Name of the Points/Items
<b>XII.</b>		<b>Bal Kalyan (Child Welfare)</b>
	<b>45.</b>	Universalisation of ICDS Scheme
	<b>46.</b>	Functional Anganwadis
<b>XIII.</b>		<b>Yuva Vikas [Youth Development]</b>
	<b>47.</b>	Sports for all in Rural and Urban areas
	<b>48.</b>	Rashtriya Sadbhavana Yojana
	<b>49.</b>	National Service Scheme
<b>XIV.</b>		<b>Basti Sudhar [Improvement of Slums]</b>
	<b>50.</b>	Number of Urban poor families assisted under seven point charter viz. land tenure, housing at affordable cost, water, sanitation, health, education, and social security.
<b>XV.</b>		<b>Paryavaran Sanrakshan evam Van Vridhi [Environment Protection and Afforestation]</b>
	<b>51.</b>	Afforestation (a) Area Covered under Plantation on - Public and Forest Lands  (b) Number of Seedlings planted on -Public and Forest Lands
	<b>52.</b>	Prevention of pollution of Rivers and water bodies
	<b>53.</b>	Solid and liquid waste management in - Rural Areas - Urban Areas
<b>XVI.</b>		<b>Samajik Suraksha [Social Security]</b>
	<b>54.</b>	Rehabilitation of handicapped and orphans.
	<b>55.</b>	Welfare of the aged
<b>XVII.</b>		<b>Grameen Sadak [Rural Roads]</b>
	<b>56.</b>	Rural Roads - PMGSY
<b>XVIII.</b>		<b>Grameen Oorja [Energization of Rural Area]</b>
	<b>57.</b>	Bio-diesel Production
	<b>58.</b>	Rajiv Gandhi Grameen Vidyutikaran Yojana
	<b>59.</b>	Renewable Energy
	<b>60.</b>	Energising Pump sets
	<b>61.</b>	Supply of Electricity
	<b>62.</b>	Supply of Kerosene and LPG
<b>XIX.</b>		<b>Pichhara Kshetra Vikas [Development of Backward Areas]</b>
	<b>63.</b>	Backward Regions Grants Fund
<b>XX.</b>		<b>e- Shasan [IT enabled e-Governance]</b>
	<b>64.</b>	Central and State Governments
	<b>65.</b>	Panchayats and Municipalities

**ABBREVIATIONS USED**

AAY	Antyodaya Anna Yojana
ARWSP	Accelerated Rural Water Supply Programme
DDRS	Deen Dayal Rehabilitation Scheme
EWS	Economically Weaker Section
IAY	Indira Awaas Yojana
ICDS	Integrated Child Development Scheme
LIG	Low Income Group
MWE	Minimum Wages Enforcement
NC	Not Covered
NREGS	National Rural Employment Guarantee Scheme
PC	Partially Covered
PMGSY	Prime Minister Grameen Sadak Yojana
SC	Scheduled Caste
RGGVY	Rajiv Gandhi Grameen Vidyutikaran Yojana
SGRY	Sampoorna Grameen Rojgar yojana
SGSY	Swaranjayanati Gram Swarojgar Yojana
SHG	Self Help Groups
ST	Scheduled Tribe
TPDS	Targeted Public Distribution system