

TWENTY POINT PROGRAMME-2006
PROGRESS REPORT
FOR
APRIL-OCTOBER, 2009



GOVERNMENT OF INDIA
MINISTRY OF STATISTICS AND PROGRAMME IMPLEMENTATION
SARDAR PATEL BHAWAN, SANSAD MARG,
NEW DELHI-110 001

Website: www.mospi.gov.in

CONTENTS

	Page No.
I. Introduction	i
II. List of Twenty Points	ii
III. List of Monthly Monitored Items	iii
IV. List of items identified tentatively for ranking	iv
V. Status of receipt of targets for Monthly Monitored items	v
VI. List of items under TPP-2006 yet to be operationalised	viii

PART-I Overall Performance Analysis

VII. Progress Report	1
VIII. Highlights	2
Table - A - All India Performance	6
Table- B - State Wise Performance	7
Table- C - State Wise and Item Wise Performance	12
Table- D – Score Card and Ranking of States	21

PART- II Performance Tables

Table No.	Description of Item	
1	Employment Generation - NREG Scheme	24
2 A)	Swaranjayanti Gram Swarajgar Yojana (SGSY)	25
2(B)	SC, ST, Women and Disabled Swarozgaries Assisted under SGSY	27
3(A)	SHGs Formed under SGSY	28
3(B)	SHGs to whom income generating activities provided	29
4(A)	Distribution of Waste Land to the Landless	31
4(B)	Waste Land Distributed to SC, ST and others	32
5(A)	Minimum Wages Enforcement (Including Farm Labour)	33
	(i) Inspections made (ii) Irregularities detected	
	(iii) Irregularities rectified	
5(B)	Minimum Wages Enforcement (Including Farm Labour)	34
	(i) Claims Filed (ii) Claims Settled	
5(c)	Minimum Wages Enforcement (Including Farm Labour)	35
	(i) Prosecution cases pending (ii) Prosecution cases filed	
	(iii) Prosecution cases decided	
6(A)	<i>Food Security:</i> Targeted Public Distribution System (TPDS) for AAY, APL & BPL,	36
6(B)	<i>Food Security:</i> TPDS only for Antyodaya Anna Yojana (AAY)	38
6(C)	<i>Food Security:</i> TPDS only for Above Poverty Line (APL)	40
6(D)	<i>Food Security:</i> TPDS only for Below Poverty Line (BPL)	42

Contd...

Table No.	Description of Item	Page No.
7	Rural Housing - Indira Awaas Yojana (IAY)	44
8	EWS/LIG Houses in Urban Areas	46
9(A)	Rural Areas - ARWSP Habitations (NC/PC) covered	48
9(B)	Slipped back habitations and habitations with water quality problem addressed- <i>ARWSP</i>	50
10	Sanitation Programme in Rural Areas	52
11	Institutional Delivery	53
12	SC Families Assisted	54
13	Universalization of ICDS Scheme	56
14	Functional Anganwadis	58
15	No. of Urban Poor Families Assisted under Seven Point Charter	60
16(A)	Afforestation- Area Covered under Plantation- (Public and Forest Lands)	62
16(B)	<i>Afforestation</i> : Seedlings Planted – (Public and Forest Lands)	64
17	Rural Roads Constructed under (PMGSY)	66
18	Village Electrified under Rajiv Gandhi Grameen Vidyutikaran Yojana (RGGVY)	68
19	Energising Pump sets	70
20	Supply of Electricity	72
Annexures		
○	List of 65 items to be monitored under TPP-2006	Annexure – I 74-76
○	Abbreviations used	Annexure - II 77

Twenty Point Programme – 2006

An Introduction

The Twenty Point Programme (TPP) was launched by the Government of India in the year 1975 and restructured in 1982, 1986 and again in 2006. The restructured programme, known as Twenty Point Programme (TPP) – 2006, became operational with effect from 1st April, 2007. The Programme is meant to give a thrust to schemes relating to poverty alleviation, employment generation in rural areas, housing, education, family welfare & health, protection of environment and many other schemes having a bearing on the quality of life, especially in the rural areas.

2. The programmes and schemes under the TPP-2006 are in harmony with the priorities contained in the Millennium Development Goals (MDGs) of the United Nations and SAARC Social Charter. The original nomenclature, namely the Twenty Point Programme, which has been in existence for more than three decades and carries the stamp of familiarity among the people and administrative agencies, has been retained.

3. Twenty Point Programme (TPP) – 2006 originally consisted of 20 Points and 66 items being monitored individually by Central Nodal Ministries concerned. During 2007-08, out of 66 items, 22 items were monitored on monthly basis. From 1st April, 2008 *Sampoorna Grameen Rojgar Yojana* (SGRY) has been merged with another item namely “*National Rural Employment Guarantee Act*” therefore, SGRY has been dropped from the list of 66 items and only 65 items are now monitored under TPP-2006 since 2008-09. The list of 65 items is enclosed at *Annexure-I*.

4. Out of 65 items, 20 items (information in respect of 16 items is being collected from various States/ UTs and for remaining 4 items from the concerned Central Nodal Ministries) are being monitored on monthly basis during the period 2009-10. The remaining items under TPP-2006, are being monitored on annual basis as the information in respect of these items will be made available by the concerned Central Nodal Ministries only on annual basis. For the purpose of ranking, the performance of States on monthly basis in respect of 20 identified parameters have been evaluated.

5. Some of the schemes/programmes are yet to be operationalised by the Central Nodal Ministries concerned. These items will be monitored only after the schemes concerning them come into existence and their frequency of monitoring will be decided later. The details of such items are available on the page number (viii) of the report.

6. The monitoring mechanism for TPP-2006 has been widened by including block level monitoring in addition to District, State and Central level monitoring. Most of the States/Union Territories have constituted the block, district and state level monitoring committees. At the Centre, the progress of individual items is monitored and reviewed by the Departments/Ministries concerned. The Ministry of Statistics & Programme Implementation (MOSPI) monitors the Programme/ schemes covered under TPP-2006 on the basis of performance report received from State Government and central nodal Ministries. The Monitoring Guidelines of TPP-2006 issued to States/UTs are also available on the website of the Ministry (www.mospi.gov.in).

Twenty Point Programme – 2006

Twenty Points

1. Garibi Hatao [Poverty Eradication]
2. Jan Shakti (Power to People)
3. Kisan Mitra [Support to Farmers]
4. Shramik Kalyan [Labour Welfare]
5. Khadya Suraksha [Food Security]
6. Subke Liye Aawas [Housing for All]
7. Shudh Peya Jal [Clean Drinking Water]
8. Jan Jan Ka Swasthya [Health for All]
9. Sabke Liye Shiksha [Education for All]
10. Anusuchit Jaati, Jan Jaati, Alp-sankhyak evam Anya Pichhra Varg Kalyan [Welfare of Scheduled Castes, Scheduled Tribes, Minorities and OBCs]
11. Mahila Kalyan [Women Welfare]
12. Bal Kalyan [Child Welfare]
13. Yuva Vikas [Youth Development]
14. Basti Sudhar [Improvement of Slums]
15. Paryavaran Sanrakshan evam Van Vridhi [Environment Protection and Afforestation]
16. Samajik Suraksha [Social Security]
17. Grameen Sadak [Rural Roads]
18. Grameen Oorja [Energization of Rural Area]
19. Pichhara Kshetra Vikas [Development of Backward Areas]
20. e- Shasan [IT enabled e-Governance]

Twenty Point Programme – 2006

Monthly Monitored Items

1. Employment Generation under the National Rural Employment Guarantee Scheme
2. Swaranjayanti Gram Swarojgar Yojana (SGSY)
3. ***Self help Groups:***
 - (i) Self help Groups formed under SGSY
 - (ii) SHGs to whom income generating activities provided under SGSY
4. Distribution of Waste land to landless
5. Minimum Wages Enforcement (Including Farm Labour)
6. ***Food Security:***
 - (i) Targeted Public Distribution System (TPDS) for AAY, APL& BPL,
 - (ii) TPDS only for Antyodaya Anna Yojana (AAY)
 - (iii) TPDS only for Above Poverty Line (APL)
 - (iv) TPDS only for Below Poverty Line (BPL)
7. Rural Housing for Indira Awaas Yojana (IAY)
8. EWS/LIG Houses in Urban Areas
9. ***Rural Areas-*** Accelerated Rural Water Supply Programme (ARWSP)
 - (i) Habitations covered (NC &PC)
 - (ii) Slipped back habitations and habitations with water quality problems addressed
10. Sanitation Programme in Rural Areas
11. Institutional Delivery
12. SC Families Assisted
13. Universalisation of ICDS Scheme
14. Functional Anganwadis
15. Number of Urban poor families assisted under seven point charter viz. land tenure, housing at affordable cost, water, sanitation, health, education, and social security.
16. ***Afforestation:***
 - (a) Area Covered under Plantation on - Public and Forest Lands
 - (b) Number of Seedlings planted on -Public and Forest Lands
17. Rural Roads constructed under Prime Minister Grameen Sadak Yojana (PMGSY)
18. Village Electrified under Rajiv Gandhi Grameen Vidyutikaran Yojana (RGGVY)
19. Energising Pump sets
20. Supply of Electricity

Twenty Point Programme – 2006

Items identified for ranking

For the purpose of ranking the performance of States under TPP-2006 on monthly basis, the following 15 items & 20 Parameters have been identified.

Items	Para meters	Description of Item
1	1	Individual Swarozgaries Assisted under SGSY
2	2	SHGs to whom income generating activities provided under SGSY
3	-	Food Security:
	3	(i) Targeted Public Distribution System (TPDS) for AAY, APL & BPL,
	4	(ii) TPDS only for Antyodaya Anna Yojana (AAY)
	5	(iii) TPDS only for Above Poverty Line (APL)
	6	(iv) TPDS only for Below Poverty Line (BPL)
4	7	Rural Housing under Indira Awaas Yojana (IAY)
5	8	EWS/LIG Houses in Urban Areas
6	-	Rural Areas:
	9	(i) Accelerated Rural Water Supply Programme-Habitation covered (NC & PC)
	10	(ii) Slipped back habitations and habitation with water quality problems addressed - ARWSP
7	11	SC Family Assisted
8	12	Universalisation of ICDS Scheme
9	13	Functional Anganwadis
10.	14	Number of Urban poor families assisted under seven point charter viz. land tenure, housing at affordable cost, water, sanitation, health, education, and social security.
11	-	Afforestation:
	15	(i) Area Covered under Plantation on - Public and Forest Lands
	16	(ii) Number of Seedlings planted on - Public and Forest Lands
12	17	Rural Roads constructed under Prime Minister Grameen Sadak Yojana (PMGSY)
13	18	Village electrified under Rajiv Gandhi Grameen Vidyutikaran Yojana (RGGVY)
14	19	Energising Pump sets
15	20	Supply of Electricity

Status of receipt of targets for Monthly Monitored items under TPP-2006

Sl. No .	Name of the item	Parameters/ indicators	Whether targetable / non targetable	Whether targets have been received	Nodal Ministry
1	Employment Generation under the National Rural Employment Guarantee Scheme	(i) No. of job card issued (ii) Employment generated (iii) Wages given	Non targetable	-	Ministry of Rural Development
2	Swaranjayanti Gram Swarojgar Yojana (SGSY)	<i>Individual Swarozgaries Assisted</i> (i) Total (ii) SC (iii) ST (iv) Women (v) Disabled person	Targetable	Yes	-do-
3	Self help Groups	SHGs under SGSY - SHGs formed - SHGs to whom income generating activities provided	Non- targetable Targetable	- Yes	-do- -do-
4	Distribution of waste land to the landless	Waste Land Distributed (i) Total (ii) SC (iii)ST (iv) Others	Non targetable	-	-do-
5	Rural Housing - Indira Awaas Yojana (IAY)	Houses Constructed	Targetable	Yes	-do-
6	Rural Areas - Accelerated Rural Water Supply Programme -(ARWSP)	(i) Habitations covered (NC/PC) (ii) Slipped back Habitations and Habitations with water quality problem addressed	Targetable Targetable	Yes Only for three States Yes	-do- -do-

Sl. No .	Name of the item	Parameters/ indicators	Whether targetable / non targetable	Whether targets have been received	Nodal Ministry
7	Sanitation Programme in Rural Areas	Individual Household latrines constructed	Non targetable	-	-do-
8	Rural Roads – PMGSY	Length of Road Constructed	Targetable	Yes	-do-
9.	Minimum Wages Enforcement (including Farm Labour)	(a)Agriculture and Farm workers (i) Inspections made (ii) Irregularities detected (iii) Irregularities rectified (iv) Claims filed (v) claims settled (vi) Prosecution cases pending (vii) Prosecution cases filed (viii) Prosecution cases decided (b) others	Non - targetable	-	Ministry of Labour & Employment
10.	Food Security : (i) Targeted Public Distribution System (AAY+APL+BPL) (ii) Antyodaya Anna Yojana (iii)Above Poverty Line (APL) (iv) Below Poverty Line (BPL)	Allocation of Food Grains to States/UTs Allocation of Food Grains to States/UTs Allocation of Food Grains to States/UTs Allocation of Food Grains to States/UTs	Targetable -do- -do- -do-	Yes Yes Yes Yes	Ministry of Consumer Affairs, Food & Public Distribution -do- -do-
11.	Institutional Delivery	Delivery in Institutions	Non targetable	-	-do-
12.	SC Families Assisted	SC Families Assisted	Targetable	No	M/o Social Justice and Empowerment
13.	Universalisation of ICDS Scheme	ICDS Blocks Operational (Cumulative)	Targetable	Yes	Ministry of Women and Child Development
14.	Functional Anganwadis	Anganwadis Functional (cumulative)	Targetable	Yes	-do-

Sl. No.	Name of the item	Parameters/ indicators	Whether targetable / non targetable	Whether targets have been received	Nodal Ministry
15.	EWS/LIG Houses in Urban Areas	Houses Constructed	Targetable	Yes (Targets received in respect of only ten States)	M/o Housing and Urban Poverty Alleviation
16.	Number of Urban poor families assisted under seven point charter viz. land tenure, housing at affordable cost, water, sanitation, health, education, and social security.	Poor Families Assisted	Targetable	Yes	-do-
17.	Afforestation: (a) Area Covered under Plantation on - Public and Forest Lands (b) Number of Seedlings planted on -Public and Forest Lands	(a) Area Covered under Plantation on - Public and Forest Lands (b) Number of Seedlings planted on -Public and Forest Lands	Targetable Targetable	Yes Yes	Ministry of Environment and Forest -do-
18.	Rajiv Gandhi Grameen Vidyutikaran Yojana (RGGVY)	Villages electrified	Targetable	Yes	Ministry of Power
19.	Energising Pump sets	Pumpsets Energised	Targetable	Yes	-do-
20	Supply of Electricity	Electricity demanded	Targetable	Yes	-do-

List of items where the concerned schemes are yet to be operationalised

- (i) ***Quick and inexpensive justice–Gram Nyayalayas and Nyaya Panchayats:*** Ministry of Panchayati Raj is consulting Central Ministries and States/UT Governments regarding draft bill on Nyaya Panchayats.
- (ii) ***Social Security for Agricultural and Unorganised Labour:*** To provide Social Security to workers in the unorganized sector, including agricultural labour, the Unorganised Sector Workers' Social Security Bill, 2007, was introduced in the Rajya Sabha on 10.9.07 and is being examined by the Parliamentary Standing Committee on Labour.
- (iii) ***Sports for all in Rural and Urban Areas:*** The scheme titled “Nagar Palika Yuva Krida Aur Khel Abhiyan” for the development of sports infrastructure in urban areas is yet to be approved.

PART - I

TWENTY POINT PROGRAMME - 2006

OVERALL PERFORMANCE ANALYSIS

Twenty Point Programme-2006

Progress Report –(April-October, 2009)

This monthly progress report of Twenty Point Programme-2006 consists of two parts: **Part-I** contains an analysis of the overall performance, whereas **Part-II** deals with item-wise performance.

2. The report is compiled on the basis of data received from the Central Nodal Ministries and State Governments/UT Administrations. The data is received either through web enabled software developed by National Informatics Centre (NIC) Cell in this Ministry or through Fax/e-mail/post. The processing of data has been done in association with NIC Cell.

3. The analysis for the period of **April-October, 2009** shows that the performance under **twelve items** has been **‘Very Good’** (90% or above the targets). These items are:

- (i) Individual Swarozgaries Assisted- SGSY
- (ii) Road Constructed under Prime Minister Grameen Sadak Yojana (PMGSY)
- (iii) Pumpsets Energised
- (iv) Seedlings Planted (Public and Forest Lands)
- (v) SHGs Provided Income Generating Activities under SGSY
- (vi) Area Covered under Plantation (Public and Forest Lands)
- (vii) *Food Security*: Targeted Public Distribution System only for AAY
- (viii) ICDS Blocks Operational (Cum.)
- (ix) *Food Security*: Targeted Public Distribution System only for BPL
- (x) *Food Security*: Targeted Public Distribution System for APL, BPL & AAY
- (xi) Anganwadis Functional (Cum.) and
- (xii) Supply of Electricity

4. The performance of **four items** has been **‘Good’** (80% to 90% of target). These items are:

- (i) Houses Constructed under Indira Awaas Yojana (IAY)
- (ii) *Food Security*: Targeted Public Distribution System only for APL
- (iii) SC Families Assisted and
- (iv) Village Electrified under Rajiv Gandhi Grameen Vidyutikaran Yojana (RGGVY)

5. The performance of **four items** has been **‘Poor’** (below 80% of target). These items are:

- (i) Houses constructed under EWS/LIG
- (ii) Urban Poor Families Assisted under Seven Point Charter
- (iii) Slipped back habitations and habitations with water quality problems addressed–ARWSP and
- (iv) Habitations covered (NC and PC)- ARWSP

6. The item “*Sapoorna Gramin Rojgar Yojana (SGRY)*” has been merged with “*National Rural Employment Guarantee Scheme-NREGS*” with effect from 1st April, 2008. Some of items under TPP-2006 namely “*National Rural Employment Guarantee Scheme-NREGS*”, “*Self help Groups formed under SGSY*”, “*Sanitation Programme in Rural Areas*” and “*Institutional Delivery*” are demand driven where as no targets are assigned by concerned nodal Ministries for the items like “*Distribution of Wasteland to the landless*” & “*Minimum Wages Enforcement (including Farm Labour)*” as such all these items are being monitored on monthly basis without any targets. These items shall not be considered for the purpose of ranking. In order to monitor the performance of TPDS under *Food Security* in a more purpose full manner, two more parameters namely APL & BPL have been added besides existing parameters for monitoring on monthly basis. The items where monthly/quarterly/ annual targets have been provided by the Ministries concerned, monthly targets have been worked out on prorata basis.

7. MPR has not received from States of Nagaland and Tripura despite of repeated reminders therefore the performance of States for the month of April-October, 2009 has been reported as ‘NIL’ in this MPR.

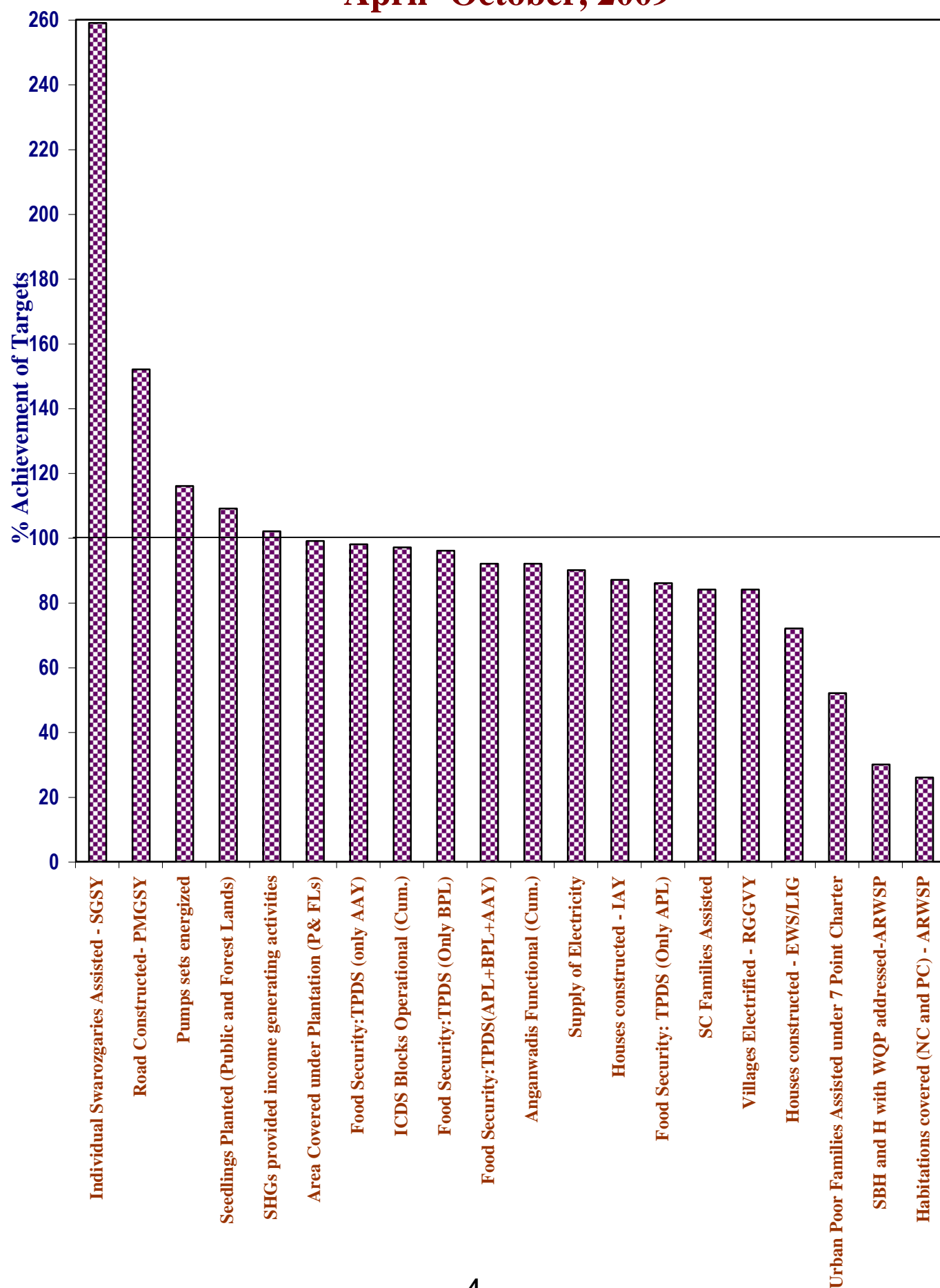
HIGHLIGHTS

Sl. No.	Item	Achievement for April-October, 2009
Employment Generated under NREGS.		
1	No.of Job cards issued	398.80 lakh
2	Employment generated	155.12 crore mandays
3	Wages given	Rs. 12711.81 crore
Swaranjayanti Gram Swarozgar Yojana (SGSY)		
4	No. of Individual Swarozgaries Assisted	3,13,976
Self help Groups		
5	No.of SHGs formed	2,07,483
6	No.of SHGs to whom income generating activities provided under SGSY	71,027
Distribution of waste land to the landless		
7	Land distributed	38,095 hectare
Minimum Wages Enforcement (Including Farm Labour)		
8	No.of Inspections made	90,869
9	No.of Irregularities detected	16,924
10	No.of Irregularities rectified	16,011
11	No.of Claims filed	2,475
12	No.of Claims settled	2,711
13	No.of Prosecution cases Pending	10,560
14	No.of Prosecution cases filed	15
15	No.of Prosecution cases decided	65
Food Security: (i) TPDS (ii) AAY(iii)APL (iv) BPL		
16	Food Security: Targeted Public Distribution System (TPDS)	252.37 lakh tones
17	Food Security: Antyodaya Anna Yojana (AAY)	58.10 lakh tones
18	Food Security: Above Poverty Line (APL)	97.00 lakh tones
19	Food Security: Below Poverty Line (BPL)	97.27 lakh tones
Rural Housing-Indira Awaas Yojana		
20	No.of Houses constructed	13,51,224
EWS/LIG Houses in Urban Areas		
21	No. of Houses constructed	66,884

Contd.....

Sl. No.	Item	Achievement for April-October, 2009
Rural Areas. - Accelerated Rural Water Supply Programme		
22	Habitations covered (NC and PC)	78
23	Slipped back habitations and habitations with water quality problems addressed-ARWSP	19,145
Sanitation Programme in Rural Areas		
24	No.of Individual household latrines constructed	55.58 lakh
Institutional Delivery		
25	No.of Deliveries in Institutions	82.48 lakh
SC Families Assisted		
26	No.of SC Families Assisted	23.42 lakh
Universalisation of ICDS Schemes		
27	No. of ICDS Blocks Operational (Cum.)	6,339
Functional Anganwadis		
28	No.of Anganwadis Functional (Cum.)	10.68 lakh
Number of Urban poor families assisted under seven point charter viz. land tenure, housing at affordable cost, water, sanitation, health, education, and social security.		
29	No. of Poor Families Assisted	70,959
Afforestation:		
(i) Area Covered under Plantation (Public & Forest Lands)		
(ii) Seedlings planted (Public & Forest Lands)		
30	Area Covered under Plantation (Public and Forest Lands)	10,47,265 hectares
31	No. of Seedlings Planted (Public and Forest Lands)	74.75 crore
Rural Road- Prime Minister Grameen Sadak Yojana (PMGSY)		
32	Length of Road Constructed	25,822 Kms
Rajiv Gandhi Grameen Vidyutikaran Yojana (RGGVY)		
33	No.of Villages Electrified	9,278
Energized Pumps sets		
34	No.of Pumps sets energized	1,43,041
Supply of Electricity		
35	Electricity supplied	4,30,199 million units (MU)

PERFORMANCE DURING April -October, 2009



ACHIEVEMENT HIGHLIGHTS

PERFORMANCE DURING APRIL-OCTOBER, 2009

The cumulative performance during April to October, 2009 has been "Very Good" for 12 items, "Good" for 4 items, and "Poor" for 4 items.

A. "Very Good" Performance (90% or above of targets)

<u>No.</u>	<u>Items</u>	<u>% Achievement</u>
01B01	Individual Swarozgaries Assisted - SGSY	259
17A01	Road Constructed- PMGSY	152
18D01	Pumps sets energized	116
15A02	Seedlings Planted (Public and Forest Lands)	109
01E02	SHGs provided income generating activities	102
15A01	Area Covered under Plantation (Public&Forest Lands)	99
05B02	Food Security: Targeted Public Distribution System (only AAY)	98
12A01	ICDS Blocks Operational (Cum.)	97
05D02	Food Security: Targeted Public Distribution System (Only BPL)	96
05A02	Food Security: Targeted Public Distribution System (APL+BPL+AAY)	92
12B01	Anganwadis Functional (Cum.)	92
18E02	Supply of Electricity	90

B. "Good" Performance (80% to 90%)

06A01	Houses constructed - IAY	87
05C02	Food Security: Targeted Public Distribution System (Only APL)	86
10A01	SC Families Assisted	84
18B01	Villages Electrified - RGGVY	84

C. Areas of concern-where the performance is below 80%

06B01	Houses constructed - EWS/LIG	72
14A01	Urban Poor Families Assisted under Seven Point Charter	52
07A02	Slipped back habitations and habitations with water quality problems addressed-ARWSP	30
07A01	Habitations covered (NC and PC) - ARWSP	26

Table - A
Targets for 2009-2010 & April to October, 2009 and achievements during the period April to October, 2009
ALL INDIA PERFORMANCE

Sl. No.	Item Code	Item Description	Units	Targets		Achievements	% Achievements of Targets during April - October,2009
				2009-2010	April - October,2009	April - October,2009	
1	01B01	Individual Swarozgaries Assisted - SGSY	Number	2,69,600	1,21,314	3,13,976	259
2	01E02	SHGs provided income generating activities	Number	1,55,285	69,868	71,027	102
3	05A02	Food Security:Targeted Public Ditribution System(TPDS)	Tonnes	-	2,74,34,735	2,52,36,913	92
4	05B02	Food Security:Antyodaya Anna Yojana(AAY)	Tonnes	-	59,47,418	58,10,216	98
5	05C02	Food Security:Targeted Public Ditribution System (Only APL)	Tonnes	-	1,13,29,836	96,99,746	86
6	05D02	Food Security:Targeted Public Ditribution System (Only BPL)	Tonnes	-	1,01,57,481	97,26,921	96
7	06A01	Houses constructed - IAY	Number	40,52,242	15,53,365	13,51,224	87
8	06B01	Houses constructed - EWS/LIG	Number	1,59,707	93,138	66,884	72
9	07A01	Habitations covered (NC and PC) - ARWSP	Number	748	299	78	26
10	07A02	Slipped back habitations and habitations with water quality problems addressed- ARWSP	Number	1,58,003	63,198	19,145	30
11	10A01	SC Families Assisted	Number	47,74,200	27,84,880	23,41,694	84
12	12A01	ICDS Blocks Operational (Cum.)	Number	7,073	6,543	6,339	97
13	12B01	Anganwadis Functional (Cum.)	Number	13,56,027	11,66,113	10,67,847	92
14	14A01	Urban Poor Families Assisted under Seven Point Charter	Number	2,33,711	1,36,316	70,959	52
15	15A01	Area Covered under Plantation (Public and Forest Lands)	Hectares	18,13,000	10,57,568	10,47,265	99
16	15A02	Seedlings Planted (Public and Forest Lands)	Number	1,17,84,51,000	68,74,29,739	74,75,28,126	109
17	17A01	Road Constructed- PMGSY	Kilometer	55,000	16,999	25,822	152
18	18B01	Villages Electrified - RGGVY	Number	19,000	11,075	9,278	84
19	18D01	Pumps sets energized	Number	2,10,594	1,22,836	1,43,041	116
20	18E02	Electricity supplied	Million Units	-	4,77,784	4,30,199	90

Table - B

STATE-WISE PERFORMANCE DURING APRIL-OCTOBER, 2009 (PERCENT ACHIEVEMENT)

Item No.	Description	ALL INDIA	AP	ARP	AS	BI	CHHA.	DELHI	GOA
01B01	Individual Swarozgaries Assisted - SGSY	259	165	34	39	285	108	NA	17
01E02	SHGs provided income generating activities	102	370	3	114	72	79	NA	78
05A02	Food security-Targeted Public Distribution system (APL+BPL+AA Y)	92	100	98	99	62	88	98	96
05B02	Food security-Targeted Public Distribution system (only AAY)	98	104	96	100	90	99	85	92
05C02	Food Security - Targeted Public Distribution System (Only APL)	86	97	99	97	23	59	105	96
05D02	Food Security - Targeted Public Distribution System (Only BPL)	96	102	96	100	61	100	79	100
06A01	Houses constructed - IAY	87	143	24	69	88	0	NA	81
06B01	Houses constructed - EWS/LIG	72	47	71	0	NA	0	0	0
07A01	Habitations covered (NC and PC) - ARWSP	26	NA	NA	NA	NA	NA	NA	NA
07A02	Slipped back habitations and habitations with water quality problems addressed-ARWSP	30	41	0	10	2	0	NA	NA
10A01	SC Families Assisted	84	39	NA	0	6	74	9	59
12A01	ICDS Blocks Operational (Cum.)	97	100	97	100	100	73	108	100
12B01	Anganwadis Functional (Cum.)	92	86	88	100	99	74	105	105
14A01	Urban Poor Families Assisted under Seven Point Charter	52	NA	NA	0	NA	0	0	NA
15A01	Area Covered under Plantation (Public and Forest Lands)	99	74	3	0	78	132	14	64
15A02	Seedlings Planted (Public and Forest Lands)	109	84	54	95	78	123	197	159
17A01	Road Constructed- PMGSY	152	128	198	127	41	124	NA	NA
18B01	Villages Electrified - RGGVY	84	NA	3	45	76	10	NA	NA
18D01	Pumps sets energized	116	91	NA	NA	NA	NA	NA	NA
18E02	Supply of Electricity	90	93	80	90	86	97	99	97

NA - Not Applicable

Table - B(Contd.)

STATE-WISE PERFORMANCE DURING APRIL-OCTOBER, 2009 (PERCENT ACHIEVEMENT)

Item No.	Description	ALL INDIA	GUJ	HRY	HP	J&K	JHAR.	KAR	KER
01B01	Individual Swarozgaries Assisted - SGSY	259	418	83	171	375	173	740	105
01E02	SHGs provided income generating activities	102	220	57	121	37	167	90	65
05A02	Food security-Targeted Public Distribution system (APL+BPL+AA Y)	92	58	45	98	113	81	96	94
05B02	Food security-Targeted Public Distribution system (only AAY)	98	91	90	101	101	100	101	102
05C02	Food Security - Targeted Public Distribution System (Only APL)	86	25	21	97	119	22	89	86
05D02	Food Security - Targeted Public Distribution System (Only BPL)	96	90	93	99	104	94	101	102
06A01	Houses constructed - IAY	87	89	95	95	65	78	111	62
06B01	Houses constructed - EWS/LIG	72	497	104	NA	NA	NA	39	51
07A01	Habitations covered (NC and PC) - ARWSP	26	NA	NA	NA	NA	NA	NA	NA
07A02	Slipped back habitations and habitations with water quality problems addressed-ARWSP	30	135	98	144	0	20	88	0
10A01	SC Families Assisted	84	73	79	98	57	180	44	129
12A01	ICDS Blocks Operational (Cum.)	97	107	98	100	101	97	100	84
12B01	Anganwadis Functional (Cum.)	92	96	85	99	87	104	94	99
14A01	Urban Poor Families Assisted under Seven Point Charter	52	79	NA	NA	NA	NA	7	NA
15A01	Area Covered under Plantation (Public and Forest Lands)	99	84	104	94	15	126	174	133
15A02	Seedlings Planted (Public and Forest Lands)	109	129	233	94	18	209	187	280
17A01	Road Constructed- PMGSY	152	67	247	199	88	223	141	112
18B01	Villages Electrified - RGGVY	84	NA	NA	100	0	79	NA	NA
18D01	Pumps sets energized	116	235	136	245	NA	NA	158	65
18E02	Supply of Electricity	90	99	96	97	75	95	93	97

NA - Not Applicable

Table - B(Contd.)

STATE-WISE PERFORMANCE DURING APRIL-OCTOBER, 2009 (PERCENT ACHIEVEMENT)

Item No.	Description	ALL INDIA	MP	MAH	MANI	MEGH	MIZ	NAGA	ORI
01B01	Individual Swarozgaries Assisted - SGSY	259	326	60	3	437	126	92	12
01E02	SHGs provided income generating activities	102	144	81	14	293	42	36	28
05A02	Food security-Targeted Public Distribution system (APL+BPL+AA Y)	92	92	82	119	100	94	106	102
05B02	Food security-Targeted Public Distribution system (only AAY)	98	108	93	117	100	89	120	109
05C02	Food Security - Targeted Public Distribution System (Only APL)	86	66	62	118	99	96	100	88
05D02	Food Security - Targeted Public Distribution System (Only BPL)	96	111	95	123	100	91	112	104
06A01	Houses constructed - IAY	87	83	66	102	67	121	159	24
06B01	Houses constructed - EWS/LIG	72	NA	34	NA	NA	0	NA	28
07A01	Habitations covered (NC and PC) - ARWSP	26	NA	NA	NA	NA	NA	NA	NA
07A02	Slipped back habitations and habitations with water quality problems addressed-ARWSP	30	100	12	0	46	0	1	NA
10A01	SC Families Assisted	84	102	36	0	NA	NA	NA	8
12A01	ICDS Blocks Operational (Cum.)	97	94	93	108	100	96	98	100
12B01	Anganwadis Functional (Cum.)	92	89	84	108	71	94	97	98
14A01	Urban Poor Families Assisted under Seven Point Charter	52	NA	0	NA	23	NA	NA	NA
15A01	Area Covered under Plantation (Public and Forest Lands)	99	66	154	42	22	13	0	153
15A02	Seedlings Planted (Public and Forest Lands)	109	49	161	154	42	25	0	89
17A01	Road Constructed- PMGSY	152	132	167	792	35	113	411	155
18B01	Villages Electrified - RGGVY	84	2,182	NA	35	188	0	0	97
18D01	Pumps sets energized	116	88	NA	NA	NA	NA	NA	127
18E02	Supply of Electricity	90	82	82	79	85	78	85	99

NA - Not Applicable

Table - B(Contd.)

STATE-WISE PERFORMANCE DURING APRIL-OCTOBER, 2009 (PERCENT ACHIEVEMENT)

Item No.	Description	ALL INDIA	PUDU	PUN	RAJ	SIK	TN	TRI	UTTA.
01B01	Individual Swarozgaries Assisted - SGSY	259	0	362	45	457	83	0	164
01E02	SHGs provided income generating activities	102	172	57	53	65	76	0	130
05A02	Food security-Targeted Public Distribution system (APL+BPL+AAY)	92	54	79	98	102	119	88	93
05B02	Food security-Targeted Public Distribution system (only AAY)	98	72	65	100	108	107	97	95
05C02	Food Security - Targeted Public Distribution System (Only APL)	86	12	78	95	100	134	81	89
05D02	Food Security - Targeted Public Distribution System (Only BPL)	96	76	91	101	102	105	96	99
06A01	Houses constructed - IAY	87	4	93	84	119	130	44	61
06B01	Houses constructed - EWS/LIG	72	18	NA	77	129	106	0	NA
07A01	Habitations covered (NC and PC) - ARWSP	26	NA	22	25	NA	NA	NA	63
07A02	Slipped back habitations and habitations with water quality problems addressed-ARWSP	30	NA	139	30	0	66	6	90
10A01	SC Families Assisted	84	66	80	95	2	117	1	92
12A01	ICDS Blocks Operational (Cum.)	97	100	99	97	92	100	104	98
12B01	Anganwadis Functional (Cum.)	92	95	96	94	92	97	90	57
14A01	Urban Poor Families Assisted under Seven Point Charter	52	NA	NA	NA	102	183	88	NA
15A01	Area Covered under Plantation (Public and Forest Lands)	99	107	98	157	55	73	37	174
15A02	Seedlings Planted (Public and Forest Lands)	109	212	93	114	51	39	48	263
17A01	Road Constructed- PMGSY	152	NA	421	210	80	263	27	134
18B01	Villages Electrified - RGGVY	84	NA	NA	52	0	NA	0	57
18D01	Pumps sets energized	116	60	NA	109	NA	139	NA	182
18E02	Supply of Electricity	90	91	85	96	81	94	89	95

NA - Not Applicable

Table - B(Contd.)

STATE-WISE PERFORMANCE DURING APRIL-OCTOBER, 2009 (PERCENT ACHIEVEMENT)

Item No.	Description	ALL INDIA	UP	WB	A&N	CHND.	D&N	D&D	LAKSH
01B01	Individual Swarozgaries Assisted - SGSY	259	544	239	400	NA	192	192	0
01E02	SHGs provided income generating activities	102	85	38	586	NA	86	0	143
05A02	Food security-Targeted Public Distribution system (APL+BPL+AA Y)	92	100	98	53	98	57	45	43
05B02	Food security-Targeted Public Distribution system (only AAY)	98	96	85	72	37	57	63	0
05C02	Food Security - Targeted Public Distribution System (Only APL)	86	108	103	50	100	58	34	58
05D02	Food Security - Targeted Public Distribution System (Only BPL)	96	95	99	59	96	57	63	0
06A01	Houses constructed - IAY	87	80	101	7	NA	27	0	180
06B01	Houses constructed - EWS/LIG	72	NA	0	NA	NA	NA	NA	NA
07A01	Habitations covered (NC and PC) - ARWSP	26	NA	NA	NA	NA	NA	NA	NA
07A02	Slipped back habitations and habitations with water quality problems addressed-ARWSP	30	75	9	0	NA	NA	NA	NA
10A01	SC Families Assisted	84	77	26	NA	128	NA	NA	NA
12A01	ICDS Blocks Operational (Cum.)	97	100	88	100	100	100	100	100
12B01	Anganwadis Functional (Cum.)	92	93	89	98	90	87	91	94
14A01	Urban Poor Families Assisted under Seven Point Charter	52	NA	NA	NA	NA	NA	NA	NA
15A01	Area Covered under Plantation (Public and Forest Lands)	99	152	0	181	102	177	50	64
15A02	Seedlings Planted (Public and Forest Lands)	109	220	25	162	108	555	193	86
17A01	Road Constructed- PMGSY	152	226	95	NA	NA	NA	NA	NA
18B01	Villages Electrified - RGGVY	84	NA	93	NA	NA	NA	NA	NA
18D01	Pumps sets energized	116	75	60	NA	NA	NA	NA	NA
18E02	Supply of Electricity	90	78	97	75	97	93	90	100

NA - Not Applicable

Table - C

Items in which the States/UTs performance is Very Good (90% and above),
Good (80% to 90%) and Poor (below 80%) during the period
April to October, 2009

1. ANDHRA PRADESH

Very Good

Individual Swarozgaries Assisted - SGSY, SHGs provided income generating activities, Food Security:Targeted Public Distribution System(TPDS), Food Security:Antodaya Anna Yojana(AAY), Food Security:Targeted Public Distribution System (Only APL), Food Security:Targeted Public Distribution System (Only BPL), Houses constructed - IAY, ICDS Blocks Operational (Cum.), Road Constructed-PMGSY, Pumps sets energized, Electricity supplied

Good

Anganwadis Functional (Cum.), Seedlings Planted (Public and Forest Lands)

Poor

Houses constructed - EWS/LIG, Slipped back habitations and habitations with water quality problems addressed-ARWSP, SC Families Assisted, Area Covered under Plantation (Public and Forest Lands)

2. ARUNACHAL PRADESH

Very Good

Food Security:Targeted Public Distribution System(TPDS), Food Security:Antodaya Anna Yojana(AAY), Food Security:Targeted Public Distribution System (Only APL), Food Security:Targeted Public Distribution System (Only BPL), ICDS Blocks Operational (Cum.), Road Constructed- PMGSY

Good

Anganwadis Functional (Cum.), Electricity supplied

Poor

Individual Swarozgaries Assisted - SGSY, SHGs provided income generating activities, Houses constructed - IAY, Houses constructed - EWS/LIG, Slipped back habitations and habitations with water quality problems addressed-ARWSP, Area Covered under Plantation (Public and Forest Lands), Seedlings Planted (Public and Forest Lands), Villages Electrified - RGGVY

3. ASSAM

Very Good

SHGs provided income generating activities, Food Security:Targeted Public Distribution System(TPDS), Food Security:Antodaya Anna Yojana(AAY), Food Security:Targeted Public Distribution System (Only APL), Food Security:Targeted Public Distribution System (Only BPL), ICDS Blocks Operational (Cum.), Anganwadis Functional (Cum.), Seedlings Planted (Public and Forest Lands), Road Constructed- PMGSY, Electricity supplied

Poor

Individual Swarozgaries Assisted - SGSY, Houses constructed - IAY, Houses constructed - EWS/LIG, Slipped back habitations and habitations with water quality problems addressed-ARWSP, SC Families Assisted, Urban Poor Families Assisted under Seven Point Charter, Area Covered under Plantation (Public and Forest Lands), Villages Electrified - RGGVY

4. BIHAR

Very Good

Individual Swarozgaries Assisted - SGSY, Food Security:Antodaya Anna Yojana(AAY), ICDS Blocks Operational (Cum.), Anganwadis Functional (Cum.)

Good

Houses constructed - IAY, Electricity supplied

Poor

SHGs provided income generating activities, Food Security:Targeted Public Distribution System(TPDS), Food Security:Targeted Public Distribution System (Only APL), Food Security:Targeted Public Distribution System (Only BPL), Slipped back habitations and habitations with water quality problems addressed-ARWSP, SC Families Assisted, Area Covered under Plantation (Public and Forest Lands), Seedlings Planted (Public and Forest Lands), Road Constructed- PMGSY, Villages Electrified - RGGVY

Table - C (Contd..)

5. CHHATISGARH

Very Good

Individual Swarozgaries Assisted - SGSY, Food Security:Antodaya Anna Yojana(AAY), Food Security:Targeted Public Distribution System (Only BPL), Area Covered under Plantation (Public and Forest Lands), Seedlings Planted (Public and Forest Lands), Road Constructed- PMGSY, Electricity supplied

Good

Food Security:Targeted Public Distribution System(TPDS)

Poor

SHGs provided income generating activities, Food Security:Targeted Public Distribution System (Only APL), Houses constructed - IAY, Houses constructed - EWS/LIG, Slipped back habitations and habitations with water quality problems addressed-ARWSP, SC Families Assisted, ICDS Blocks Operational (Cum.), Anganwadis Functional (Cum.), Urban Poor Families Assisted under Seven Point Charter, Villages Electrified - RGGVY

6. DELHI

Very Good

Food Security:Targeted Public Distribution System(TPDS), Food Security:Targeted Public Distribution System (Only APL), ICDS Blocks Operational (Cum.), Anganwadis Functional (Cum.), Seedlings Planted (Public and Forest Lands), Electricity supplied

Good

Food Security:Antodaya Anna Yojana(AAY)

Poor

Food Security:Targeted Public Distribution System (Only BPL), Houses constructed - EWS/LIG, SC Families Assisted, Urban Poor Families Assisted under Seven Point Charter, Area Covered under Plantation (Public and Forest Lands)

7. GOA

Very Good

Food Security:Targeted Public Distribution System(TPDS), Food Security:Antodaya Anna Yojana(AAY), Food Security:Targeted Public Distribution System (Only APL), Food Security:Targeted Public Distribution System (Only BPL), ICDS Blocks Operational (Cum.), Anganwadis Functional (Cum.), Seedlings Planted (Public and Forest Lands), Electricity supplied

Good

Houses constructed - IAY

Poor

Individual Swarozgaries Assisted - SGSY, SHGs provided income generating activities, Houses constructed - EWS/LIG, SC Families Assisted, Area Covered under Plantation (Public and Forest Lands)

8. GUJARAT

Very Good

Individual Swarozgaries Assisted - SGSY, SHGs provided income generating activities, Food Security:Antodaya Anna Yojana(AAY), Food Security:Targeted Public Distribution System (Only BPL), Houses constructed - EWS/LIG, Slipped back habitations and habitations with water quality problems addressed-ARWSP, ICDS Blocks Operational (Cum.), Anganwadis Functional (Cum.), Seedlings Planted (Public and Forest Lands), Pumps sets energized, Electricity supplied

Good

Houses constructed - IAY, Area Covered under Plantation (Public and Forest Lands)

Poor

Food Security:Targeted Public Distribution System(TPDS), Food Security:Targeted Public Distribution System (Only APL), SC Families Assisted, Urban Poor Families Assisted under Seven Point Charter, Road Constructed- PMGSY

Table - C (Contd..)

9. HARYANA

Very Good

Food Security:Antodaya Anna Yojana(AAY), Food Security:Targeted Public Distribution System (Only BPL), Houses constructed - IAY, Houses constructed - EWS/LIG, Slipped back habitations and habitations with water quality problems addressed-ARWSP, ICDS Blocks Operational (Cum.), Area Covered under Plantation (Public and Forest Lands), Seedlings Planted (Public and Forest Lands), Road Constructed-PMGSY, Pumps sets energized, Electricity supplied

Good

Individual Swarozgaries Assisted - SGSY, Anganwadis Functional (Cum.)

Poor

SHGs provided income generating activities, Food Security:Targeted Public Distribution System(TPDS), Food Security:Targeted Public Distribution System (Only APL), SC Families Assisted

10. HIMACHAL PRADESH

Very Good

Individual Swarozgaries Assisted - SGSY, SHGs provided income generating activities, Food Security:Targeted Public Distribution System(TPDS), Food Security:Antodaya Anna Yojana(AAY), Food Security:Targeted Public Distribution System (Only APL), Food Security:Targeted Public Distribution System (Only BPL), Houses constructed - IAY, Slipped back habitations and habitations with water quality problems addressed-ARWSP, SC Families Assisted, ICDS Blocks Operational (Cum.), Anganwadis Functional (Cum.), Area Covered under Plantation (Public and Forest Lands), Seedlings Planted (Public and Forest Lands), Road Constructed- PMGSY, Villages Electrified - RGGVY, Pumps sets energized, Electricity supplied

11. JAMMU AND KASHMIR

Very Good

Individual Swarozgaries Assisted - SGSY, Food Security:Targeted Public Distribution System(TPDS), Food Security:Antodaya Anna Yojana(AAY), Food Security:Targeted Public Distribution System (Only APL), Food Security:Targeted Public Distribution System (Only BPL), ICDS Blocks Operational (Cum.)

Good

Anganwadis Functional (Cum.), Road Constructed- PMGSY

Poor

SHGs provided income generating activities, Houses constructed - IAY, Slipped back habitations and habitations with water quality problems addressed-ARWSP, SC Families Assisted, Area Covered under Plantation (Public and Forest Lands), Seedlings Planted (Public and Forest Lands), Villages Electrified - RGGVY, Electricity supplied

12. JHARKHAND

Very Good

Individual Swarozgaries Assisted - SGSY, SHGs provided income generating activities, Food Security:Antodaya Anna Yojana(AAY), Food Security:Targeted Public Distribution System (Only BPL), SC Families Assisted, ICDS Blocks Operational (Cum.), Anganwadis Functional (Cum.), Area Covered under Plantation (Public and Forest Lands), Seedlings Planted (Public and Forest Lands), Road Constructed-PMGSY, Electricity supplied

Good

Food Security:Targeted Public Distribution System(TPDS)

Poor

Food Security:Targeted Public Distribution System (Only APL), Houses constructed - IAY, Slipped back habitations and habitations with water quality problems addressed-ARWSP, Villages Electrified - RGGVY

Table - C (Contd..)

13. KARNATAKA

Very Good

Individual Swarozgaries Assisted - SGSY, SHGs provided income generating activities, Food Security:Targeted Public Distribution System(TPDS), Food Security:Antodaya Anna Yojana(AAY), Food Security:Targeted Public Distribution System (Only BPL), Houses constructed - IAY, ICDS Blocks Operational (Cum.), Anganwadis Functional (Cum.), Area Covered under Plantation (Public and Forest Lands), Seedlings Planted (Public and Forest Lands), Road Constructed- PMGSY, Pumps sets energized, Electricity supplied

Good

Food Security:Targeted Public Distribution System (Only APL), Slipped back habitations and habitations with water quality problems addressed-ARWSP

Poor

Houses constructed - EWS/LIG, SC Families Assisted, Urban Poor Families Assisted under Seven Point Charter

14. KERALA

Very Good

Individual Swarozgaries Assisted - SGSY, Food Security:Targeted Public Distribution System(TPDS), Food Security:Antodaya Anna Yojana(AAY), Food Security:Targeted Public Distribution System (Only BPL), SC Families Assisted, Anganwadis Functional (Cum.), Area Covered under Plantation (Public and Forest Lands), Seedlings Planted (Public and Forest Lands), Road Constructed- PMGSY, Electricity supplied

Good

Food Security:Targeted Public Distribution System (Only APL), ICDS Blocks Operational (Cum.)

Poor

SHGs provided income generating activities, Houses constructed - IAY, Houses constructed - EWS/LIG, Slipped back habitations and habitations with water quality problems addressed-ARWSP, Pumps sets energized

15. MADHYA PRADESH

Very Good

Individual Swarozgaries Assisted - SGSY, SHGs provided income generating activities, Food Security:Targeted Public Distribution System(TPDS), Food Security:Antodaya Anna Yojana(AAY), Food Security:Targeted Public Distribution System (Only BPL), Slipped back habitations and habitations with water quality problems addressed-ARWSP, SC Families Assisted, ICDS Blocks Operational (Cum.), Road Constructed- PMGSY, Villages Electrified - RGGVY

Good

Houses constructed - IAY, Anganwadis Functional (Cum.), Pumps sets energized, Electricity supplied

Poor

Food Security:Targeted Public Distribution System (Only APL), Area Covered under Plantation (Public and Forest Lands), Seedlings Planted (Public and Forest Lands)

16. MAHARASHTRA

Very Good

Food Security:Antodaya Anna Yojana(AAY), Food Security:Targeted Public Distribution System (Only BPL), ICDS Blocks Operational (Cum.), Area Covered under Plantation (Public and Forest Lands), Seedlings Planted (Public and Forest Lands), Road Constructed- PMGSY

Good

SHGs provided income generating activities, Food Security:Targeted Public Distribution System(TPDS), Anganwadis Functional (Cum.), Electricity supplied

Poor

Individual Swarozgaries Assisted - SGSY, Food Security:Targeted Public Distribution System (Only APL), Houses constructed - IAY, Houses constructed - EWS/LIG, Slipped back habitations and habitations with water quality problems addressed-ARWSP, SC Families Assisted, Urban Poor Families Assisted under Seven Point Charter

Table - C (Contd..)

17. MANIPUR

Very Good

Food Security:Targeted Public Distribution System(TPDS), Food Security:Antodaya Anna Yojana(AAY), Food Security:Targeted Public Distribution System (Only APL), Food Security:Targeted Public Distribution System (Only BPL), Houses constructed - IAY, ICDS Blocks Operational (Cum.), Anganwadis Functional (Cum.), Seedlings Planted (Public and Forest Lands), Road Constructed- PMGSY

Poor

Individual Swarozgaries Assisted - SGSY, SHGs provided income generating activities, Slipped back habitations and habitations with water quality problems addressed-ARWSP, SC Families Assisted, Area Covered under Plantation (Public and Forest Lands), Villages Electrified - RGGVY, Electricity supplied

18. MEGHALAYA

Very Good

Individual Swarozgaries Assisted - SGSY, SHGs provided income generating activities, Food Security:Targeted Public Distribution System(TPDS), Food Security:Antodaya Anna Yojana(AAY), Food Security:Targeted Public Distribution System (Only APL), Food Security:Targeted Public Distribution System (Only BPL), ICDS Blocks Operational (Cum.), Villages Electrified - RGGVY

Good

Electricity supplied

Poor

Houses constructed - IAY, Slipped back habitations and habitations with water quality problems addressed-ARWSP, Anganwadis Functional (Cum.), Urban Poor Families Assisted under Seven Point Charter, Area Covered under Plantation (Public and Forest Lands), Seedlings Planted (Public and Forest Lands), Road Constructed- PMGSY

19. MIZORAM

Very Good

Individual Swarozgaries Assisted - SGSY, Food Security:Targeted Public Distribution System(TPDS), Food Security:Targeted Public Distribution System (Only APL), Food Security:Targeted Public Distribution System (Only BPL), Houses constructed - IAY, ICDS Blocks Operational (Cum.), Anganwadis Functional (Cum.), Road Constructed- PMGSY

Good

Food Security:Antodaya Anna Yojana(AAY)

Poor

SHGs provided income generating activities, Houses constructed - EWS/LIG, Slipped back habitations and habitations with water quality problems addressed-ARWSP, Area Covered under Plantation (Public and Forest Lands), Seedlings Planted (Public and Forest Lands), Villages Electrified - RGGVY, Electricity supplied

20. NAGALAND

Very Good

Individual Swarozgaries Assisted - SGSY, Food Security:Targeted Public Distribution System(TPDS), Food Security:Antodaya Anna Yojana(AAY), Food Security:Targeted Public Distribution System (Only APL), Food Security:Targeted Public Distribution System (Only BPL), Houses constructed - IAY, ICDS Blocks Operational (Cum.), Anganwadis Functional (Cum.), Road Constructed- PMGSY

Good

Electricity supplied

Poor

SHGs provided income generating activities, Slipped back habitations and habitations with water quality problems addressed-ARWSP, Area Covered under Plantation (Public and Forest Lands), Seedlings Planted (Public and Forest Lands), Villages Electrified - RGGVY

Table - C (Contd..)

21. ORISSA

Very Good

Food Security:Targeted Public Distribution System(TPDS), Food Security:Antodaya Anna Yojana(AAY), Food Security:Targeted Public Distribution System (Only BPL), ICDS Blocks Operational (Cum.), Anganwadis Functional (Cum.), Area Covered under Plantation (Public and Forest Lands), Road Constructed- PMGSY, Villages Electrified - RGGVY, Pumps sets energized, Electricity supplied

Good

Food Security:Targeted Public Distribution System (Only APL), Seedlings Planted (Public and Forest Lands)

Poor

Individual Swarozgaries Assisted - SGSY, SHGs provided income generating activities, Houses constructed - IAY, Houses constructed - EWS/LIG, SC Families Assisted

22. PUDUCHERRY

Very Good

SHGs provided income generating activities, ICDS Blocks Operational (Cum.), Anganwadis Functional (Cum.), Area Covered under Plantation (Public and Forest Lands), Seedlings Planted (Public and Forest Lands), Electricity supplied

Poor

Individual Swarozgaries Assisted - SGSY, Food Security:Targeted Public Distribution System(TPDS), Food Security:Antodaya Anna Yojana(AAY), Food Security:Targeted Public Distribution System (Only APL), Food Security:Targeted Public Distribution System (Only BPL), Houses constructed - IAY, Houses constructed - EWS/LIG, SC Families Assisted, Pumps sets energized

23. PUNJAB

Very Good

Individual Swarozgaries Assisted - SGSY, Food Security:Targeted Public Distribution System (Only BPL), Houses constructed - IAY, Slipped back habitations and habitations with water quality problems addressed-ARWSP, ICDS Blocks Operational (Cum.), Anganwadis Functional (Cum.), Area Covered under Plantation (Public and Forest Lands), Seedlings Planted (Public and Forest Lands), Road Constructed- PMGSY

Good

SC Families Assisted, Electricity supplied

Poor

SHGs provided income generating activities, Food Security:Targeted Public Distribution System(TPDS), Food Security:Antodaya Anna Yojana(AAY), Food Security:Targeted Public Distribution System (Only APL), Habitations covered (NC and PC) - ARWSP

24. RAJASTHAN

Very Good

Food Security:Targeted Public Distribution System(TPDS), Food Security:Antodaya Anna Yojana(AAY), Food Security:Targeted Public Distribution System (Only APL), Food Security:Targeted Public Distribution System (Only BPL), SC Families Assisted, ICDS Blocks Operational (Cum.), Anganwadis Functional (Cum.), Area Covered under Plantation (Public and Forest Lands), Seedlings Planted (Public and Forest Lands), Road Constructed- PMGSY, Pumps sets energized, Electricity supplied

Good

Houses constructed - IAY

Poor

Individual Swarozgaries Assisted - SGSY, SHGs provided income generating activities, Houses constructed - EWS/LIG, Habitations covered (NC and PC) - ARWSP, Slipped back habitations and habitations with water quality problems addressed-ARWSP, Villages Electrified - RGGVY

Table - C (Contd..)

25. SIKKIM

Very Good

Individual Swarozgaries Assisted - SGSY, Food Security:Targeted Public Distribution System(TPDS), Food Security:Antodaya Anna Yojana(AAY), Food Security:Targeted Public Distribution System (Only APL), Food Security:Targeted Public Distribution System (Only BPL), Houses constructed - IAY, Houses constructed - EWS/LIG, ICDS Blocks Operational (Cum.), Anganwadis Functional (Cum.), Urban Poor Families Assisted under Seven Point Charter

Good

Road Constructed- PMGSY, Electricity supplied

Poor

SHGs provided income generating activities, Slipped back habitations and habitations with water quality problems addressed-ARWSP, SC Families Assisted, Area Covered under Plantation (Public and Forest Lands), Seedlings Planted (Public and Forest Lands), Villages Electrified - RGGVY

26. TAMIL NADU

Very Good

Food Security:Targeted Public Distribution System(TPDS), Food Security:Antodaya Anna Yojana(AAY), Food Security:Targeted Public Distribution System (Only APL), Food Security:Targeted Public Distribution System (Only BPL), Houses constructed - IAY, Houses constructed - EWS/LIG, SC Families Assisted, ICDS Blocks Operational (Cum.), Anganwadis Functional (Cum.), Urban Poor Families Assisted under Seven Point Charter, Road Constructed- PMGSY, Pumps sets energized, Electricity supplied

Good

Individual Swarozgaries Assisted - SGSY

Poor

SHGs provided income generating activities, Slipped back habitations and habitations with water quality problems addressed-ARWSP, Area Covered under Plantation (Public and Forest Lands), Seedlings Planted (Public and Forest Lands)

27. TRIPURA

Very Good

Food Security:Antodaya Anna Yojana(AAY), Food Security:Targeted Public Distribution System (Only BPL), ICDS Blocks Operational (Cum.), Anganwadis Functional (Cum.)

Good

Food Security:Targeted Public Distribution System(TPDS), Food Security:Targeted Public Distribution System (Only APL), Urban Poor Families Assisted under Seven Point Charter, Electricity supplied

Poor

Individual Swarozgaries Assisted - SGSY, SHGs provided income generating activities, Houses constructed - IAY, Houses constructed - EWS/LIG, Slipped back habitations and habitations with water quality problems addressed-ARWSP, SC Families Assisted, Area Covered under Plantation (Public and Forest Lands), Seedlings Planted (Public and Forest Lands), Road Constructed- PMGSY, Villages Electrified - RGGVY

28. UTTARAKHAND

Very Good

Individual Swarozgaries Assisted - SGSY, SHGs provided income generating activities, Food Security:Targeted Public Distribution System(TPDS), Food Security:Antodaya Anna Yojana(AAY), Food Security:Targeted Public Distribution System (Only BPL), Slipped back habitations and habitations with water quality problems addressed-ARWSP, SC Families Assisted, ICDS Blocks Operational (Cum.), Area Covered under Plantation (Public and Forest Lands), Seedlings Planted (Public and Forest Lands), Road Constructed- PMGSY, Pumps sets energized, Electricity supplied

Good

Food Security:Targeted Public Distribution System (Only APL)

Poor

Houses constructed - IAY, Habitations covered (NC and PC) - ARWSP, Anganwadis Functional (Cum.), Villages Electrified - RGGVY

Table - C (Contd..)

29. UTTAR PRADESH

Very Good

Individual Swarozgaries Assisted - SGSY, Food Security:Targeted Public Distribution System(TPDS), Food Security:Antodaya Anna Yojana(AAY), Food Security:Targeted Public Distribution System (Only APL), Food Security:Targeted Public Distribution System (Only BPL), ICDS Blocks Operational (Cum.), Anganwadis Functional (Cum.), Area Covered under Plantation (Public and Forest Lands), Seedlings Planted (Public and Forest Lands), Road Constructed- PMGSY

Good

SHGs provided income generating activities, Houses constructed - IAY

Poor

Slipped back habitations and habitations with water quality problems addressed-ARWSP, SC Families Assisted, Pumps sets energized, Electricity supplied

30. WEST BENGAL

Very Good

Individual Swarozgaries Assisted - SGSY, Food Security:Targeted Public Distribution System(TPDS), Food Security:Targeted Public Distribution System (Only APL), Food Security:Targeted Public Distribution System (Only BPL), Houses constructed - IAY, Road Constructed- PMGSY, Villages Electrified - RGGVY, Electricity supplied

Good

Food Security:Antodaya Anna Yojana(AAY), ICDS Blocks Operational (Cum.), Anganwadis Functional (Cum.)

Poor

SHGs provided income generating activities, Houses constructed - EWS/LIG, Slipped back habitations and habitations with water quality problems addressed-ARWSP, SC Families Assisted, Area Covered under Plantation (Public and Forest Lands), Seedlings Planted (Public and Forest Lands), Pumps sets energized

31. ANDAMAN AND NICOBAR ISLANDS

Very Good

Individual Swarozgaries Assisted - SGSY, SHGs provided income generating activities, ICDS Blocks Operational (Cum.), Anganwadis Functional (Cum.), Area Covered under Plantation (Public and Forest Lands), Seedlings Planted (Public and Forest Lands)

Poor

Food Security:Targeted Public Distribution System(TPDS), Food Security:Antodaya Anna Yojana(AAY), Food Security:Targeted Public Distribution System (Only APL), Food Security:Targeted Public Distribution System (Only BPL), Houses constructed - IAY, Slipped back habitations and habitations with water quality problems addressed-ARWSP, Electricity supplied

32. CHANDIGARH

Very Good

Food Security:Targeted Public Distribution System(TPDS), Food Security:Targeted Public Distribution System (Only APL), Food Security:Targeted Public Distribution System (Only BPL), SC Families Assisted, ICDS Blocks Operational (Cum.), Anganwadis Functional (Cum.), Area Covered under Plantation (Public and Forest Lands), Seedlings Planted (Public and Forest Lands), Electricity supplied

Poor

Food Security:Antodaya Anna Yojana(AAY)

Table - C (Contd..)

33. DADRA AND NAGAR HAVELI

Very Good

Individual Swarozgaries Assisted - SGSY, ICDS Blocks Operational (Cum.), Area Covered under Plantation (Public and Forest Lands), Seedlings Planted (Public and Forest Lands), Electricity supplied

Good

SHGs provided income generating activities, Anganwadis Functional (Cum.)

Poor

Food Security:Targeted Public Distribution System(TPDS), Food Security:Antodaya Anna Yojana(AAY), Food Security:Targeted Public Distribution System (Only APL), Food Security:Targeted Public Distribution System (Only BPL), Houses constructed - IAY

34. DAMAN AND DIU

Very Good

Individual Swarozgaries Assisted - SGSY, ICDS Blocks Operational (Cum.), Anganwadis Functional (Cum.), Seedlings Planted (Public and Forest Lands), Electricity supplied

Poor

SHGs provided income generating activities, Food Security:Targeted Public Distribution System(TPDS), Food Security:Antodaya Anna Yojana(AAY), Food Security:Targeted Public Distribution System (Only APL), Food Security:Targeted Public Distribution System (Only BPL), Houses constructed - IAY, Area Covered under Plantation (Public and Forest Lands)

35. LAKSHADWEEP

Very Good

SHGs provided income generating activities, Houses constructed - IAY, ICDS Blocks Operational (Cum.), Anganwadis Functional (Cum.), Electricity supplied

Good

Seedlings Planted (Public and Forest Lands)

Poor

Individual Swarozgaries Assisted - SGSY, Food Security:Targeted Public Distribution System(TPDS), Food Security:Antodaya Anna Yojana(AAY), Food Security:Targeted Public Distribution System (Only APL), Food Security:Targeted Public Distribution System (Only BPL), Area Covered under Plantation (Public and Forest Lands)

Ranking of States: During April-October, 2009

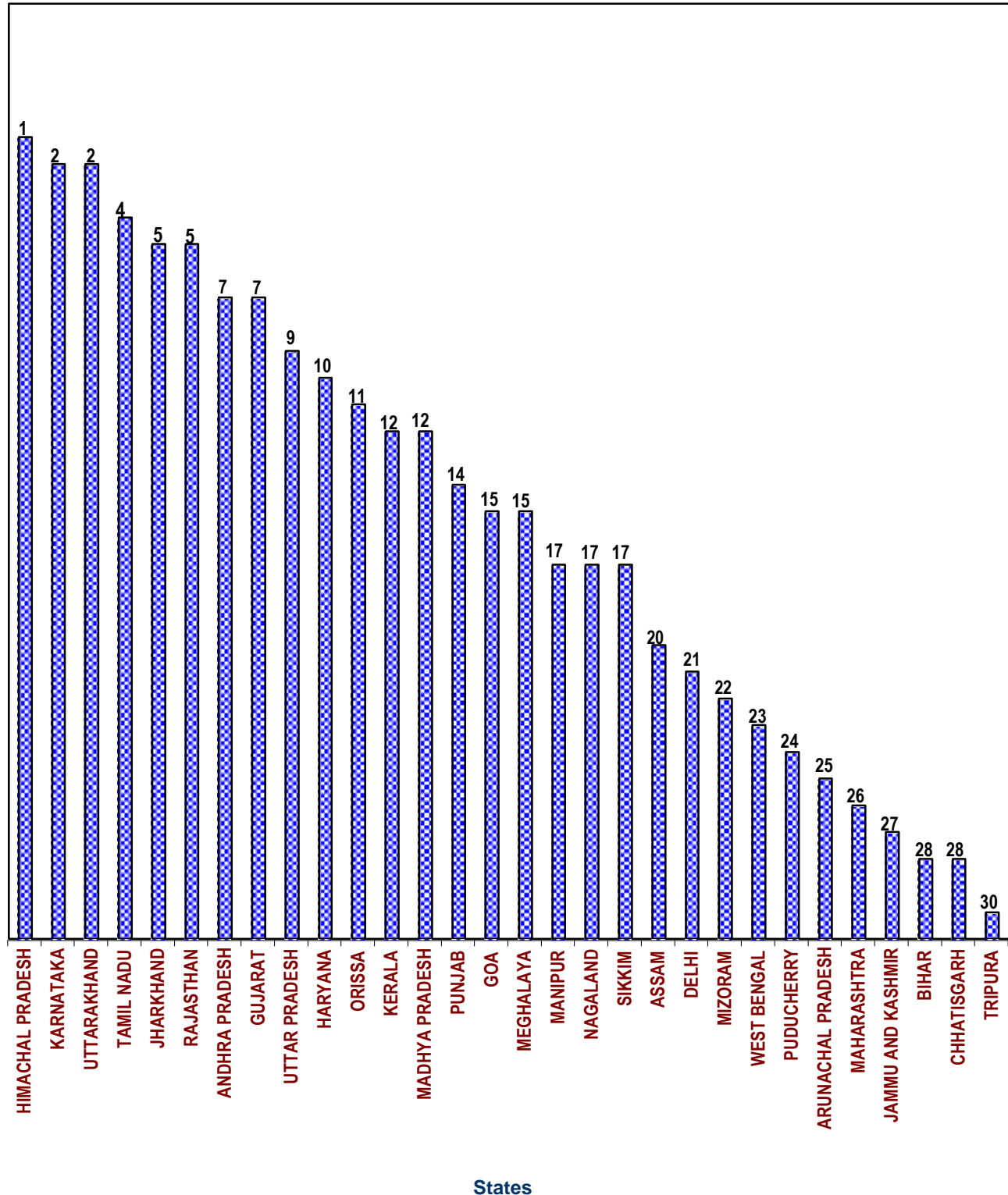


Table - D

SCORE CARD AND RANKING OF STATES ACCORDING TO THEIR PERFORMANCE
During the period April to October, 2009

States	No. of Items/ Parameters	Max Score	Parameters in category				Total Marks	% Ach.	RANK
			A	B	C	D			
HIMACHAL PRADESH	17	51	17	0	0	0	51	100	1
KARNATAKA	18	54	13	2	3	0	46	85	2
UTTARAKHAND	18	54	13	2	3	0	46	85	2
TAMIL NADU	18	54	13	1	4	0	45	83	4
JHARKHAND	16	48	11	0	5	0	38	79	5
RAJASTHAN	19	57	12	2	5	0	45	79	5
ANDHRA PRADESH	17	51	11	1	5	0	40	78	7
GUJARAT	18	54	11	2	5	0	42	78	7
UTTAR PRADESH	16	48	10	1	5	0	37	77	9
HARYANA	17	51	11	0	6	0	39	76	10
ORISSA	17	51	10	1	6	0	38	75	11
KERALA	17	51	10	1	5	1	37	73	12
MADHYA PRADESH	17	51	10	0	7	0	37	73	12
PUNJAB	16	48	9	0	7	0	34	71	14
GOA	14	42	8	0	5	1	29	69	15
MEGHALAYA	16	48	8	1	7	0	33	69	15
MANIPUR	16	48	9	0	5	2	32	67	17
NAGALAND	15	45	9	0	3	3	30	67	17
SIKKIM	18	54	10	0	6	2	36	67	17
ASSAM	18	54	10	0	4	4	34	63	20
DELHI	12	36	6	0	4	2	22	61	21
MIZORAM	16	48	8	0	5	3	29	60	22
WEST BENGAL	18	54	8	0	8	2	32	59	23
PUDUCHERRY	15	45	6	0	8	1	26	58	24
ARUNACHAL PRADESH	16	48	6	0	9	1	27	56	25
MAHARASHTRA	17	51	6	0	10	1	28	55	26
JAMMU AND KASHMIR	16	48	6	0	8	2	26	54	27
BIHAR	16	48	4	1	11	0	25	52	28
CHHATISGARH	18	54	7	0	7	4	28	52	28
TRIPURA	18	54	4	1	9	4	23	43	30

NORMS FOR RANKING

The criteria for performance assessment of States is as follows:

	<u>Marks</u>
Category "A" Where the Achievement is 90% or above of the target	3
Category "B" Where the Achievement is above National Average	2
Category "C" Where the Achievement is below National Average	1
Category "D" Where their is NIL Performance	0

Note: For ranking of the states, the All-India Percent achievement is taken as the National Average.

PART - II

TWENTY POINT PROGRAMME - 2006

ITEM-WISE PERFORMANCE TABLES

Table - 1

Employment generation under the NREG Scheme

Sl. State/UT No. Name		No. of job cards issued (Number) April,2009- October,2009	Employment generated (Number) April,2009- October,2009	Wages given (Rupees) April,2009- October,2009
(1)	(2)	(3)	(4)	(5)
1	ANDHRA PRADESH	6,62,874	29,51,62,933	24,42,90,00,000
2	ARUNACHAL PRADESH	0	0	0
3	ASSAM	4,18,351	3,78,15,000	3,03,78,49,000
4	BIHAR	14,38,535	5,52,54,000	5,04,08,58,000
5	CHHATISGARH	34,59,712	5,80,90,000	4,36,67,20,000
6	DELHI	0	0	0
7	GOA	5,736	35,880	38,16,000
8	GUJARAT	3,03,315	2,93,32,000	2,73,80,69,000
9	HARYANA	4,71,240	28,50,000	40,75,49,000
10	HIMACHAL PRADESH	9,16,378	1,31,88,000	1,47,43,01,000
11	JAMMU AND KASHMIR	90,318	46,66,605	41,18,66,000
12	JHARKHAND	1,83,933	4,88,78,267	4,59,35,51,203
13	KARNATAKA	12,40,319	6,51,30,000	5,78,22,24,000
14	KERALA	3,78,231	86,86,401	1,42,21,00,000
15	MADHYA PRADESH	1,06,81,438	12,04,30,000	1,86,30,33,000
16	MAHARASHTRA	54,50,260	2,20,40,000	2,17,56,22,000
17	MANIPUR	93,359	59,96,000	80,13,65,000
18	MEGHALAYA	3,31,790	53,08,000	57,36,85,000
19	MIZORAM	0	0	0
20	NAGALAND	3,16,000	1,48,00,000	1,75,45,05,000
21	ORISSA	1,65,466	1,86,59,000	1,73,74,77,000
22	PUDUCHERRY	0	5,67,480	3,61,26,000
23	PUNJAB	6,40,778	31,16,000	38,41,14,000
24	RAJASTHAN	94,66,880	32,96,07,000	28,76,17,58,000
25	SIKKIM	66,975	19,77,000	34,73,77,000
26	TAMIL NADU	4,22,778	17,26,19,700	11,72,46,48,200
27	TRIPURA	6,05,440	1,24,04,000	1,24,02,00,000
28	UTTARAKHAND	47,445	86,25,530	87,41,65,000
29	UTTAR PRADESH	15,53,838	14,71,98,400	15,30,59,62,400
30	WEST BENGAL	4,42,359	6,83,88,000	5,78,96,23,000
31	ANDAMAN AND NICOBAR ISLANDS	10,906	1,72,023	2,63,50,000
32	CHANDIGARH	0	0	0
33	DADRA AND NAGAR HAVELI	10,270	42,452	45,94,288
34	DAMAN AND DIU	0	0	0
35	LAKSHADWEEP	5,542	1,15,559	95,95,000
Grand Total		3,98,80,466	1,55,11,55,230	1,27,11,81,03,091

Swaranjayanti Gram Swarojgar Yojana

Individual Swarozgaries Assisted

% Achievement of Target

During April-October, 2009

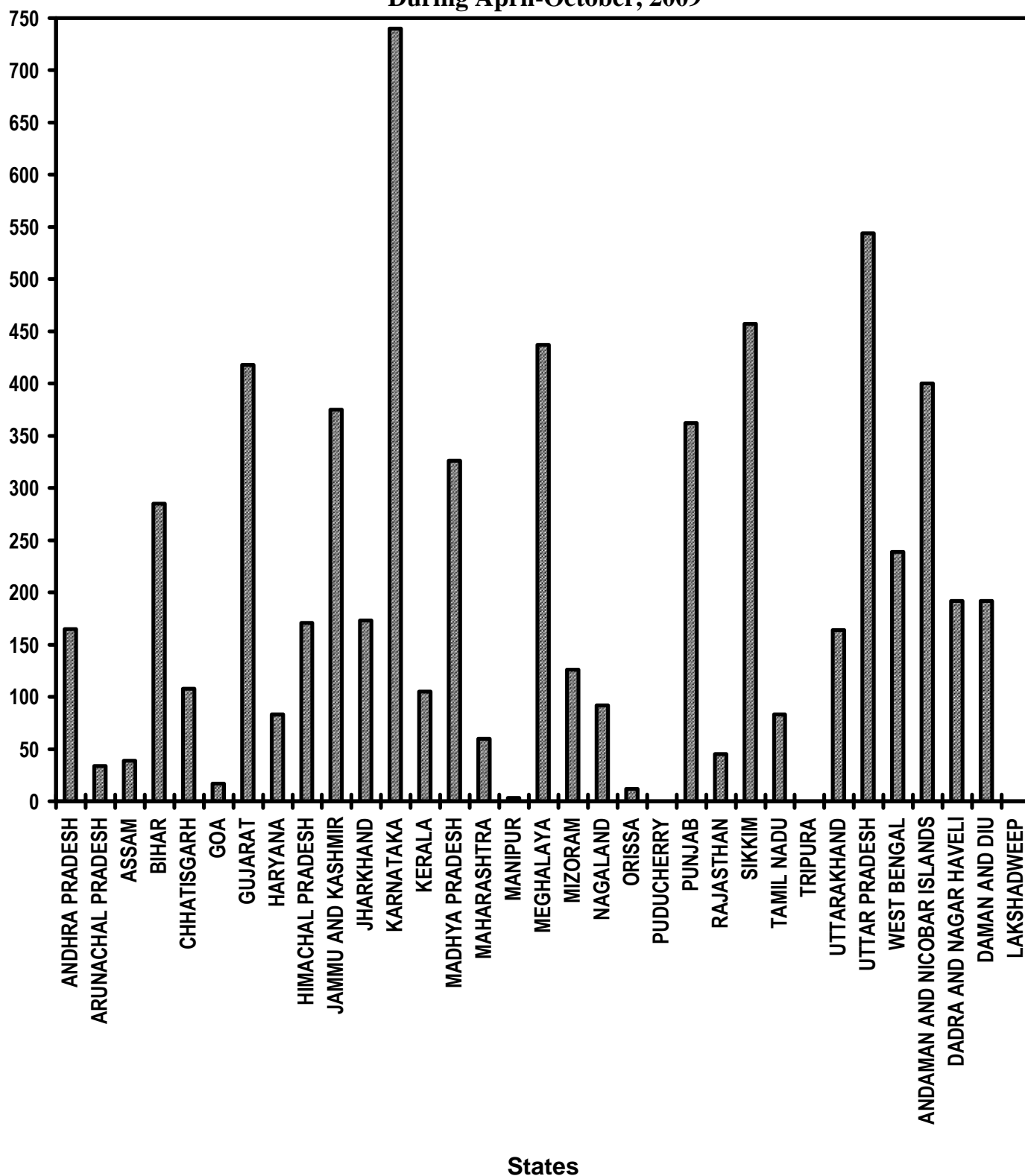


Table - 2 (A)

Swaranjayanti Gram Swarojgar Yojana (SGSY)
Individual Swarozgaries Assisted
(Unit: Number)

Sl. No.	State/UT Name	Target		Achievement April,2009- October,2009	Percent Achievement April,2009- October,2009
		2009-2010	April,2009- October,2009		
(1)	(2)	(3)	(4)	(5)	(5)/(4)
1	ANDHRA PRADESH	14,555	6,551	10,833	165
2	ARUNACHAL PRADESH	633	285	96 *	34
3	ASSAM	16,433	7,397	2,879	39
4	BIHAR	34,625	15,579	44,468	285
5	CHHATISGARH	7,690	3,460	3,750	108
6	GOA	211	96	16	17
7	GUJARAT	5,479	2,465	10,309	418
8	HARYANA	3,224	1,450	1,204	83
9	HIMACHAL PRADESH	1,357	610	1,044	171
10	JAMMU AND KASHMIR	1,681	756	2,833	375
11	JHARKHAND	13,056	5,875	10,136	173
12	KARNATAKA	10,990	4,948	36,634	740
13	KERALA	4,932	2,221	2,331	105
14	MADHYA PRADESH	16,477	7,414	24,179	326
15	MAHARASHTRA	21,726	9,775	5,861	60
16	MANIPUR	1,102	494	17*	3
17	MEGHALAYA	1,234	555	2,424	437
18	MIZORAM	286	128	161*	126
19	NAGALAND	846	379	347*	92
20	ORISSA	16,649	7,491	865	12
21	PUDUCHERRY	251	115	0	0
22	PUNJAB	1,567	703	2,544	362
23	RAJASTHAN	8,346	3,754	1,701	45
24	SIKKIM	316	143	654	457
25	TAMIL NADU	12,871	5,793	4,821	83
26	TRIPURA	1,989	895	0	0
27	UTTARAKHAND	2,624	1,180	1,933	164
28	UTTAR PRADESH	49,848	22,430	1,21,922	544
29	WEST BENGAL	18,502	8,324	19,920	239
30	ANDAMAN AND NICOBAR ISLANDS	25	12	48	400
31	DADRA AND NAGAR HAVELI	25	12	23	192
32	DAMAN AND DIU	25	12	23	192
33	LAKSHADWEEP	25	12	0	0
Grand Total		2,69,600	1,21,314	3,13,976	259

Very Good:(90% or above of targets)

ANDHRA PRADESH, BIHAR, CHHATISGARH, GUJARAT, HIMACHAL PRADESH, JAMMU AND KASHMIR, JHARKHAND, KARNATAKA, KERALA, MADHYA PRADESH, MEGHALAYA, MIZORAM, NAGALAND, PUNJAB, SIKKIM, UTTARAKHAND, UTTAR PRADESH, WEST BENGAL, ANDAMAN AND NICOBAR ISLANDS, DADRA AND NAGAR HAVELI, DAMAN AND DIU

Good:(Between 80% to 90% targets)

HARYANA, TAMIL NADU

Poor:(Below 80% of targets)

ARUNACHAL PRADESH, ASSAM, GOA, MAHARASHTRA, MANIPUR, ORISSA, PUDUCHERRY, RAJASTHAN, TRIPURA, LAKSHADWEEP

* Figures furnished by Ministry of Rural Development

Table - 2 (B)

Swaranjayanti Gram Swarojgar Yojana

Sl. No.	State/UT Name	Individual SC Swarozgaries Assisted (Number) April,2009-October,2009	Individual ST Swarozgaries Assisted (Number) April,2009-October,2009	Individual Women Swarozgaries Assisted (Number) April,2009-October,2009	Individual Disabled Swarozgaries Assisted (Number) April,2009-October,2009
(1)	(2)	(3)	(4)	(5)	(6)
1	ANDHRA PRADESH	6,917	2,221	10,651	690
2	ARUNACHAL PRADESH	0	0	0	0
3	ASSAM	441	391	807	287
4	BIHAR	21,708	920	35,737	1,132
5	CHHATISGARH	580	1,184	306	62
6	GOA	3	5	7	1
7	GUJARAT	5,223	0	3,422	98
8	HARYANA	395	0	572	47
9	HIMACHAL PRADESH	2,057	273	3,379	52
10	JAMMU AND KASHMIR	206	237	458	8
11	JHARKHAND	1,802	4,076	1,200	66
12	KARNATAKA	13,824	4,001	31,925	710
13	KERALA	1,875	119	1,205	179
14	MADHYA PRADESH	5,212	7,502	10,766	774
15	MAHARASHTRA	1,533	1,050	1,644	378
16	MANIPUR	0	16	0	0
17	MEGHALAYA	0	2,424	1,039	0
18	MIZORAM	0	0	0	0
19	NAGALAND	0	69	31	3
20	ORISSA	246	272	196	186
21	PUDUCHERRY	0	0	0	0
22	PUNJAB	1,853	0	530	17
23	RAJASTHAN	633	327	869	27
24	SIKKIM	34	339	435	13
25	TAMIL NADU	1,963	78	2,728	1,908
26	TRIPURA	0	0	0	0
27	UTTARAKHAND	1,525	115	411	11
28	UTTAR PRADESH	57,916	147	47,122	1,530
29	WEST BENGAL	7,658	894	17,244	56
30	ANDAMAN AND NICOBAR ISLANDS	0	18	13	3
31	DADRA AND NAGAR HAVELI	0	0	0	0
32	DAMAN AND DIU	0	0	0	0
33	LAKSHADWEEP	0	15	7	0
Grand Total		1,33,604	26,693	1,72,704	8,238

Table - 3(A)

Self Help Groups (SHG)

(Unit: Number)

		Formed under SGSY (Number) April,2009- October,2009
Sl. No.	State/UT Name	
(1)	(2)	(3)
1	ANDHRA PRADESH	78,215
2	ARUNACHAL PRADESH	0
3	ASSAM	9,980
4	BIHAR	14,589
5	CHHATISGARH	1,642
6	DELHI	0
7	GOA	11
8	GUJARAT	3,340
9	HARYANA	1,748
10	HIMACHAL PRADESH	995
11	JAMMU AND KASHMIR	392
12	JHARKHAND	4,575
13	KARNATAKA	3,673
14	KERALA	695
15	MADHYA PRADESH	6,005
16	MAHARASHTRA	11,058
17	MANIPUR	77
18	MEGHALAYA	474
19	MIZORAM	0
20	NAGALAND	122
21	ORISSA	4,939
22	PUDUCHERRY	55
23	PUNJAB	586
24	RAJASTHAN	1,400
25	SIKKIM	130
26	TAMIL NADU	14,321
27	TRIPURA	0
28	UTTARAKHAND	2,969
29	UTTAR PRADESH	26,612
30	WEST BENGAL	18,845
31	ANDAMAN AND NICOBAR ISLANDS	35
32	CHANDIGARH	0
33	DADRA AND NAGAR HAVELI	0
34	DAMAN AND DIU	0
35	LAKSHADWEEP	0
Grand Total		2,07,483

Self Help Groups (SHG)

To whom income generating activities provided

% Achievement of Target
During April-October, 2009

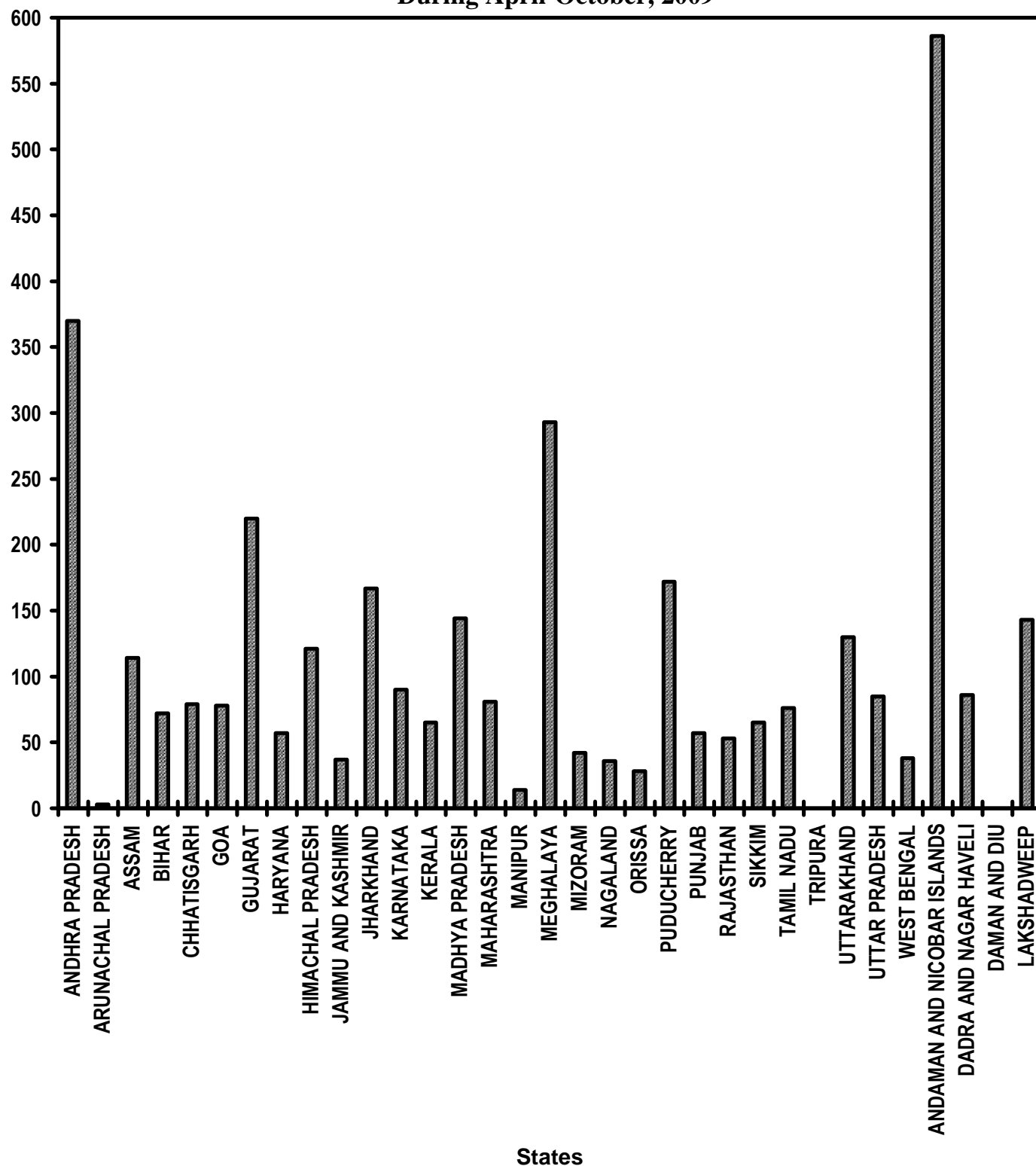


Table - 3(B)

Self Help Groups (SHG)
To whom income generating activities provided
 (Unit: Number)

Sl. No.	State/UT Name	Target		Achievement April,2009- October,2009	Percent Achievement April,2009- October,2009
		2009-2010	April,2009- October,2009		
(1)	(2)	(3)	(4)	(5)	(5)/(4)
1	ANDHRA PRADESH	8,384	3,772	13,973	370
2	ARUNACHAL PRADESH	364	162	5	3
3	ASSAM	9,465	4,259	4,845	114
4	BIHAR	19,944	8,975	6,483	72
5	CHHATISGARH	4,429	1,991	1,579	79
6	GOA	121	55	43	78
7	GUJARAT	3,156	1,420	3,122	220
8	HARYANA	1,857	837	480	57
9	HIMACHAL PRADESH	781	351	424	121
10	JAMMU AND KASHMIR	968	436	162	37
11	JHARKHAND	7,520	3,383	5,643	167
12	KARNATAKA	6,330	2,850	2,571	90
13	KERALA	2,841	1,277	832	65
14	MADHYA PRADESH	9,491	4,273	6,151	144
15	MAHARASHTRA	12,514	5,631	4,549	81
16	MANIPUR	635	285	40	14
17	MEGHALAYA	711	320	938	293
18	MIZORAM	165	73	31*	42
19	NAGALAND	487	217	78*	36
20	ORISSA	9,590	4,313	1,222	28
21	PUDUCHERRY	144	65	112	172
22	PUNJAB	903	405	232*	57
23	RAJASTHAN	4,807	2,161	1,139	53
24	SIKKIM	182	81	53	65
25	TAMIL NADU	7,413	3,336	2,522	76
26	TRIPURA	1,146	514	0	0
27	UTTARAKHAND	1,511	682	887	130
28	UTTAR PRADESH	28,713	12,921	11,040	85
29	WEST BENGAL	10,657	4,795	1,814	38
30	ANDAMAN AND NICOBAR ISLANDS	14	7	41	586
31	DADRA AND NAGAR HAVELI	14	7	6	86
32	DAMAN AND DIU	14	7	0	0
33	LAKSHADWEEP	14	7	10	143
Grand Total		1,55,285	69,868	71,027	102

Very Good:(90% or above of targets)

ANDHRA PRADESH, ASSAM, GUJARAT, HIMACHAL PRADESH, JHARKHAND, KARNATAKA, MADHYA PRADESH, MEGHALAYA, PUDUCHERRY, UTTARAKHAND, ANDAMAN AND NICOBAR ISLANDS, LAKSHADWEEP

Good:(Between 80% to 90% targets)

MAHARASHTRA, UTTAR PRADESH, DADRA AND NAGAR HAVELI

Poor:(Below 80% of targets)

ARUNACHAL PRADESH, BIHAR, CHHATISGARH, GOA, HARYANA, JAMMU AND KASHMIR, KERALA, MANIPUR, MIZORAM, NAGALAND, ORISSA, PUNJAB, RAJASTHAN, SIKKIM, TAMIL NADU, TRIPURA, WEST BENGAL, DAMAN AND DIU

* Figures furnished by Ministry of Rural Development

Table - 4 (A)

Distribution of waste land to the landless
(Unit: Hectare)

Sl. No.		Total Land Distributed (Hectare) April,2009-October,2009
(1)	(2)	(3)
1	ANDHRA PRADESH	3,601
2	ARUNACHAL PRADESH	0
3	ASSAM	0
4	BIHAR	0
5	CHHATISGARH	24,567
6	DELHI	0
7	GOA	0
8	GUJARAT	5,340
9	HARYANA	0
10	JAMMU AND KASHMIR	0
11	JHARKHAND	124
12	KARNATAKA	0
13	KERALA	0
14	MADHYA PRADESH	0
15	MAHARASHTRA	0
16	MANIPUR	0
17	MEGHALAYA	0
18	MIZORAM	0
19	NAGALAND	0
20	ORISSA	172
21	PUDUCHERRY	0
22	PUNJAB	0
23	RAJASTHAN	0
24	SIKKIM	0
25	TAMIL NADU	327
26	TRIPURA	0
27	UTTARAKHAND	0
28	UTTAR PRADESH	3,964
29	WEST BENGAL	0
30	ANDAMAN AND NICOBAR ISLANDS	0
31	CHANDIGARH	0
32	DADRA AND NAGAR HAVELI	0
33	DAMAN AND DIU	0
34	LAKSHADWEEP	0
Grand Total		38,095

Table - 4 (B)

Distribution of waste land to the landless

Sl. State/UT No. Name		Land Distributed to SC (Hectare) April,2009- October,2009	Land Distributed to ST (Hectare) April,2009- October,2009	Land Distributed to Others (Hectare) April,2009- October,2009
(1)	(2)	(3)	(4)	(5)
1	ANDHRA PRADESH	222	2,254	1,125
2	ARUNACHAL PRADESH	0	0	0
3	ASSAM	0	0	0
4	BIHAR	0	0	0
5	CHHATISGARH	4,197	11,761	8,610
6	DELHI	0	0	0
7	GOA	0	0	0
8	GUJARAT	1,023	613	3,703
9	HARYANA	0	0	0
10	JAMMU AND KASHMIR	0	0	0
11	JHARKHAND	16	78	26
12	KARNATAKA	0	0	0
13	KERALA	0	0	0
14	MADHYA PRADESH	0	0	0
15	MAHARASHTRA	0	0	0
16	MANIPUR	0	0	0
17	MEGHALAYA	0	0	0
18	MIZORAM	0	0	0
19	NAGALAND	0	0	0
20	ORISSA	42	44	86
21	PUDUCHERRY	0	0	0
22	PUNJAB	0	0	0
23	RAJASTHAN	0	0	0
24	SIKKIM	0	0	0
25	TAMIL NADU	91	1	235
26	TRIPURA	0	0	0
27	UTTARAKHAND	0	0	0
28	UTTAR PRADESH	2,204	74	1,686
29	WEST BENGAL	0	0	0
30	ANDAMAN AND NICOBAR ISLANDS	0	0	0
31	CHANDIGARH	0	0	0
32	DADRA AND NAGAR HAVELI	0	0	0
33	DAMAN AND DIU	0	0	0
34	LAKSHADWEEP	0	0	0
Grand Total		7,795	14,825	15,471

Table - 5(A)

Minimum Wages Enforcement (including Farm Labour)

Sl. No.	State/UT Name	Agriculture and Farm Workers: Inspections made (Number)	Agriculture and Farm Workers: Irregularities detected (Number)	Agriculture and Farm Workers: Irregularities rectified (Number)
		April,2009-October,2009	April,2009-October,2009	April,2009-October,2009
(1)	(2)	(3)	(4)	(5)
1	ANDHRA PRADESH	0	0	0
2	ARUNACHAL PRADESH	0	0	0
3	ASSAM	0	0	0
4	BIHAR	54,058	8,110	8,056
5	CHHATISGARH	0	0	0
6	DELHI	0	0	0
7	GOA	0	0	0
8	GUJARAT	26,668	3,399	3,454
9	HARYANA	0	0	0
10	HIMACHAL PRADESH	0	0	0
11	JAMMU AND KASHMIR	0	0	0
12	JHARKHAND	0	0	0
13	KARNATAKA	0	0	0
14	KERALA	0	0	0
15	MADHYA PRADESH	0	0	0
16	MAHARASHTRA	0	0	0
17	MANIPUR	0	0	0
18	MEGHALAYA	9	0	0
19	MIZORAM	0	0	0
20	NAGALAND	0	0	0
21	ORISSA	8,199	5,414	4,501
22	PUDUCHERRY	0	0	0
23	PUNJAB	247	0	0
24	RAJASTHAN	846	1	0
25	SIKKIM	0	0	0
26	TAMIL NADU	0	0	0
27	TRIPURA	0	0	0
28	UTTARAKHAND	842	0	0
29	UTTAR PRADESH	0	0	0
30	WEST BENGAL	0	0	0
31	ANDAMAN AND NICOBAR ISLANDS	0	0	0
32	CHANDIGARH	0	0	0
33	DADRA AND NAGAR HAVELI	0	0	0
34	DAMAN AND DIU	0	0	0
35	LAKSHADWEEP	0	0	0
Grand Total		90,869	16,924	16,011

Table - 5(B)

Minimum Wages Enforcement (including Farm Labour)

(Unit: Number)

Sl. State/UT No. Name		Agriculture and Farm Workers: Claims filed (Number) April,2009- October,2009	Agriculture and Farm Workers: Claims settled (Number) April,2009- October,2009
(1)	(2)	(3)	(4)
1	ANDHRA PRADESH	0	0
2	ARUNACHAL PRADESH	0	0
3	ASSAM	0	0
4	BIHAR	2,467	2,687
5	CHHATISGARH	0	0
6	DELHI	0	0
7	GOA	0	0
8	GUJARAT	0	0
9	HARYANA	4	23
10	HIMACHAL PRADESH	0	0
11	JAMMU AND KASHMIR	0	0
12	JHARKHAND	0	0
13	KARNATAKA	0	0
14	KERALA	0	0
15	MADHYA PRADESH	0	0
16	MAHARASHTRA	0	0
17	MANIPUR	0	0
18	MEGHALAYA	0	0
19	MIZORAM	0	0
20	NAGALAND	0	0
21	ORISSA	0	0
22	PUDUCHERRY	0	0
23	PUNJAB	0	0
24	RAJASTHAN	4	1
25	SIKKIM	0	0
26	TAMIL NADU	0	0
27	TRIPURA	0	0
28	UTTARAKHAND	0	0
29	UTTAR PRADESH	0	0
30	WEST BENGAL	0	0
31	ANDAMAN AND NICOBAR ISLANDS	0	0
32	CHANDIGARH	0	0
33	DADRA AND NAGAR HAVELI	0	0
34	DAMAN AND DIU	0	0
35	LAKSHADWEEP	0	0
Grand Total		2,475	2,711

Table - 5(C)

Minimum Wages Enforcement (including Farm Labour)

Sl. No.	State/UT Name	Agriculture and Farm Workers: Prosecution cases Pending (Number) April,2009-October,2009	Agriculture and Farm Workers: Prosecution cases filed (Number) April,2009-October,2009	Agriculture and Farm Workers: Prosecution cases decided (Number) April,2009-October,2009
		(3)	(4)	(5)
1	ANDHRA PRADESH	0	0	0
2	ARUNACHAL PRADESH	0	0	0
3	ASSAM	0	0	0
4	BIHAR	1,608	0	0
5	CHHATISGARH	0	0	0
6	DELHI	0	0	0
7	GOA	0	0	0
8	GUJARAT	5,252	13	65
9	HARYANA	2,653	0	0
10	HIMACHAL PRADESH	0	0	0
11	JAMMU AND KASHMIR	0	0	0
12	JHARKHAND	0	0	0
13	KARNATAKA	0	0	0
14	KERALA	0	0	0
15	MADHYA PRADESH	0	0	0
16	MAHARASHTRA	0	0	0
17	MANIPUR	0	0	0
18	MEGHALAYA	0	0	0
19	MIZORAM	0	0	0
20	NAGALAND	0	0	0
21	ORISSA	1,047	2	0
22	PUDUCHERRY	0	0	0
23	PUNJAB	0	0	0
24	RAJASTHAN	0	0	0
25	SIKKIM	0	0	0
26	TAMIL NADU	0	0	0
27	TRIPURA	0	0	0
28	UTTARAKHAND	0	0	0
29	UTTAR PRADESH	0	0	0
30	WEST BENGAL	0	0	0
31	ANDAMAN AND NICOBAR ISLANDS	0	0	0
32	CHANDIGARH	0	0	0
33	DADRA AND NAGAR HAVELI	0	0	0
34	DAMAN AND DIU	0	0	0
35	LAKSHADWEEP	0	0	0
Grand Total		10,560	15	65

Food Security: Targeted Public Distribution System (APL+BPL+AAY)

Off take

% Achievement of Target

During April-October, 2009

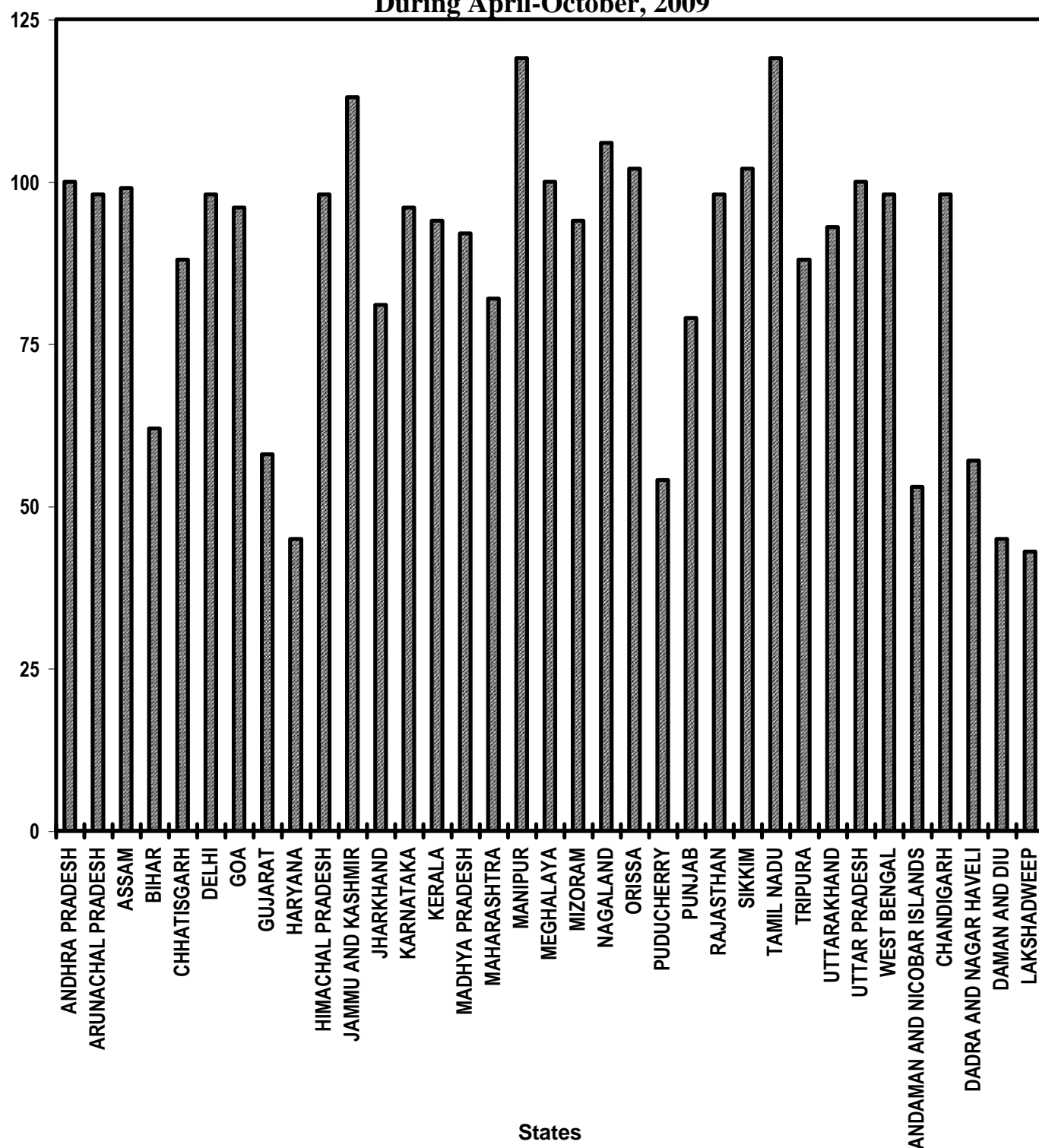


Table - 6(A)

Food security-Targeted Public Distribution system (APL+BPL+AAV)

Sl. State/UT No. Name		Allocation of Food Grains (Tonnes) April,2009- October,2009	Off take (Tonnes) April,2009- October,2009	Percentage of offtake w.r.t. Allocation of Food Grains
(1)	(2)	(3)	(4)	(5)
1	ANDHRA PRADESH	22,34,430	22,29,924	100
2	ARUNACHAL PRADESH	59,241	57,914	98
3	ASSAM	8,33,601	8,21,537	99
4	BIHAR	19,91,455	12,38,554	62
5	CHHATISGARH	6,36,972	5,59,764	88
6	DELHI	3,45,653	3,38,910	98
7	GOA	28,288	27,123	96
8	GUJARAT	9,44,118	5,49,748	58
9	HARYANA	5,71,942	2,56,238	45
10	HIMACHAL PRADESH	2,80,901	2,75,397	98
11	JAMMU AND KASHMIR	4,41,469	4,97,386	113
12	JHARKHAND	7,45,687	6,01,912	81
13	KARNATAKA	12,60,973	12,10,064	96
14	KERALA	7,90,519	7,39,655	94
15	MADHYA PRADESH	17,16,410	15,80,537	92
16	MAHARASHTRA	26,38,354	21,56,397	82
17	MANIPUR	66,156	79,008	119
18	MEGHALAYA	85,911	85,628	100
19	MIZORAM	48,363	45,554	94
20	NAGALAND	74,901	79,424	106
21	ORISSA	12,34,247	12,60,870	102
22	PUDUCHERRY	30,582	16,418	54
23	PUNJAB	7,08,120	5,57,587	79
24	RAJASTHAN	10,71,469	10,49,806	98
25	SIKKIM	25,795	26,304	102
26	TAMIL NADU	22,16,652	26,39,897	119
27	TRIPURA	1,76,169	1,54,166	88
28	UTTARAKHAND	2,41,647	2,25,284	93
29	UTTAR PRADESH	39,48,124	39,41,002	100
30	WEST BENGAL	19,42,984	19,05,307	98
31	ANDAMAN AND NICOBAR ISLANDS	18,242	9,648	53
32	CHANDIGARH	14,971	14,695	98
33	DADRA AND NAGAR HAVELI	5,180	2,973	57
34	DAMAN AND DIU	2,520	1,137	45
35	LAKSHADWEEP	2,689	1,145	43
Grand Total		2,74,34,735	2,52,36,913	92

Very Good:(90% or above of targets)

ANDHRA PRADESH, ARUNACHAL PRADESH, ASSAM, DELHI, GOA, HIMACHAL PRADESH, JAMMU AND KASHMIR, KARNATAKA, KERALA, MADHYA PRADESH, MANIPUR, MEGHALAYA, MIZORAM, NAGALAND, ORISSA, RAJASTHAN, SIKKIM, TAMIL NADU, UTTARAKHAND, UTTAR PRADESH, WEST BENGAL, CHANDIGARH

Good:(Between 80% to 90% targets)

CHHATISGARH, JHARKHAND, MAHARASHTRA, TRIPURA

Poor:(Below 80% of targets)

BIHAR, GUJARAT, HARYANA, PUDUCHERRY, PUNJAB, ANDAMAN AND NICOBAR ISLANDS, DADRA AND NAGAR HAVELI, DAMAN AND DIU, LAKSHADWEEP

Food Security: Targeted Public Distribution System (Only Antyodaya Anna Yojana)

Off take

% Achievement of Target
During April-October, 2009

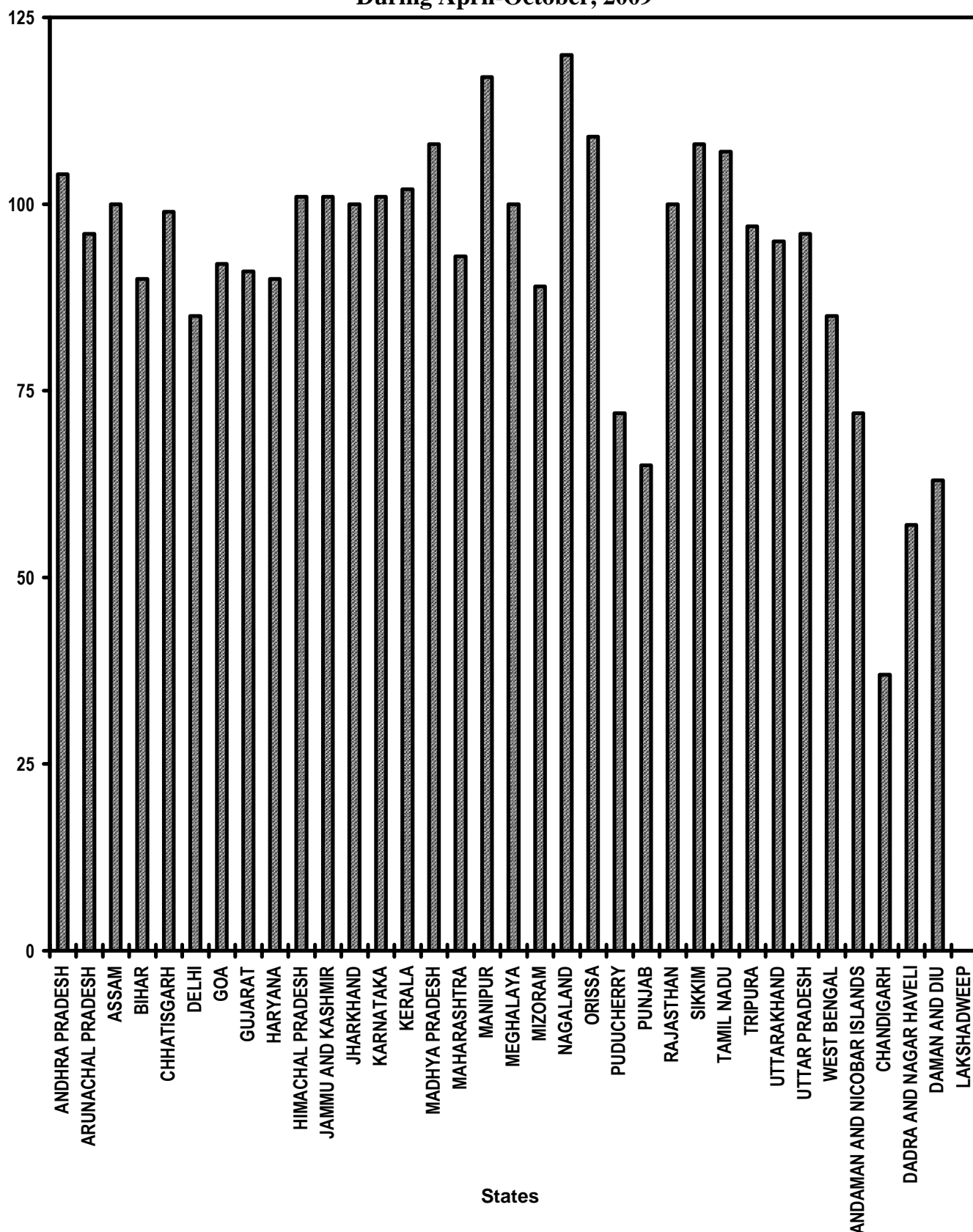


Table - 6(B)

Food security-Targeted Public Distribution system (only AAY)

Sl. State/UT No. Name		Allocation of Food Grains (Tonnes) April,2009- October,2009	Off take (Tonnes) April,2009- October,2009	Percentage of offtake w.r.t. Allocation of Food Grains
(1)	(2)	(3)	(4)	(5)
1	ANDHRA PRADESH	3,81,668	3,97,638	104
2	ARUNACHAL PRADESH	9,317	8,936	96
3	ASSAM	1,72,487	1,72,571	100
4	BIHAR	5,94,993	5,33,225	90
5	CHHATISGARH	1,76,134	1,73,597	99
6	DELHI	36,799	31,111	85
7	GOA	3,563	3,274	92
8	GUJARAT	1,98,380	1,80,839	91
9	HARYANA	71,645	64,457	90
10	HIMACHAL PRADESH	48,265	48,707	101
11	JAMMU AND KASHMIR	62,643	63,017	101
12	JHARKHAND	2,24,896	2,25,041	100
13	KARNATAKA	2,93,937	2,95,978	101
14	KERALA	1,45,985	1,48,403	102
15	MADHYA PRADESH	3,87,485	4,16,704	108
16	MAHARASHTRA	6,03,680	5,61,554	93
17	MANIPUR	15,589	18,168	117
18	MEGHALAYA	17,199	17,242	100
19	MIZORAM	6,370	5,670	89
20	NAGALAND	11,648	13,920	120
21	ORISSA	3,09,820	3,38,051	109
22	PUDUCHERRY	7,903	5,673	72
23	PUNJAB	43,960	28,505	65
24	RAJASTHAN	2,28,368	2,28,515	100
25	SIKKIM	4,046	4,387	108
26	TAMIL NADU	4,56,834	4,87,628	107
27	TRIPURA	27,720	26,784	97
28	UTTARAKHAND	37,051	35,202	95
29	UTTAR PRADESH	10,03,030	9,64,017	96
30	WEST BENGAL	3,62,649	3,09,540	85
31	ANDAMAN AND NICOBAR ISLANDS	1,050	761	72
32	CHANDIGARH	364	134	37
33	DADRA AND NAGAR HAVELI	1,281	732	57
34	DAMAN AND DIU	371	235	63
35	LAKSHADWEEP	288	0	0
Grand Total		59,47,418	58,10,216	98

Very Good:(90% or above of targets)

ANDHRA PRADESH, ARUNACHAL PRADESH, ASSAM, BIHAR, CHHATISGARH, GOA, GUJARAT, HARYANA, HIMACHAL PRADESH, JAMMU AND KASHMIR, JHARKHAND, KARNATAKA, KERALA, MADHYA PRADESH, MAHARASHTRA, MANIPUR, MEGHALAYA, NAGALAND, ORISSA, RAJASTHAN, SIKKIM, TAMIL NADU, TRIPURA, UTTARAKHAND, UTTAR PRADESH

Good:(Between 80% to 90% targets)

DELHI, MIZORAM, WEST BENGAL

Poor:(Below 80% of targets)

PUDUCHERRY, PUNJAB, ANDAMAN AND NICOBAR ISLANDS, CHANDIGARH, DADRA AND NAGAR HAVELI, DAMAN AND DIU, LAKSHADWEEP

Food Security: Targeted Public Distribution System (Only APL)

Off take

% Achievement of Target
During April-October, 2009

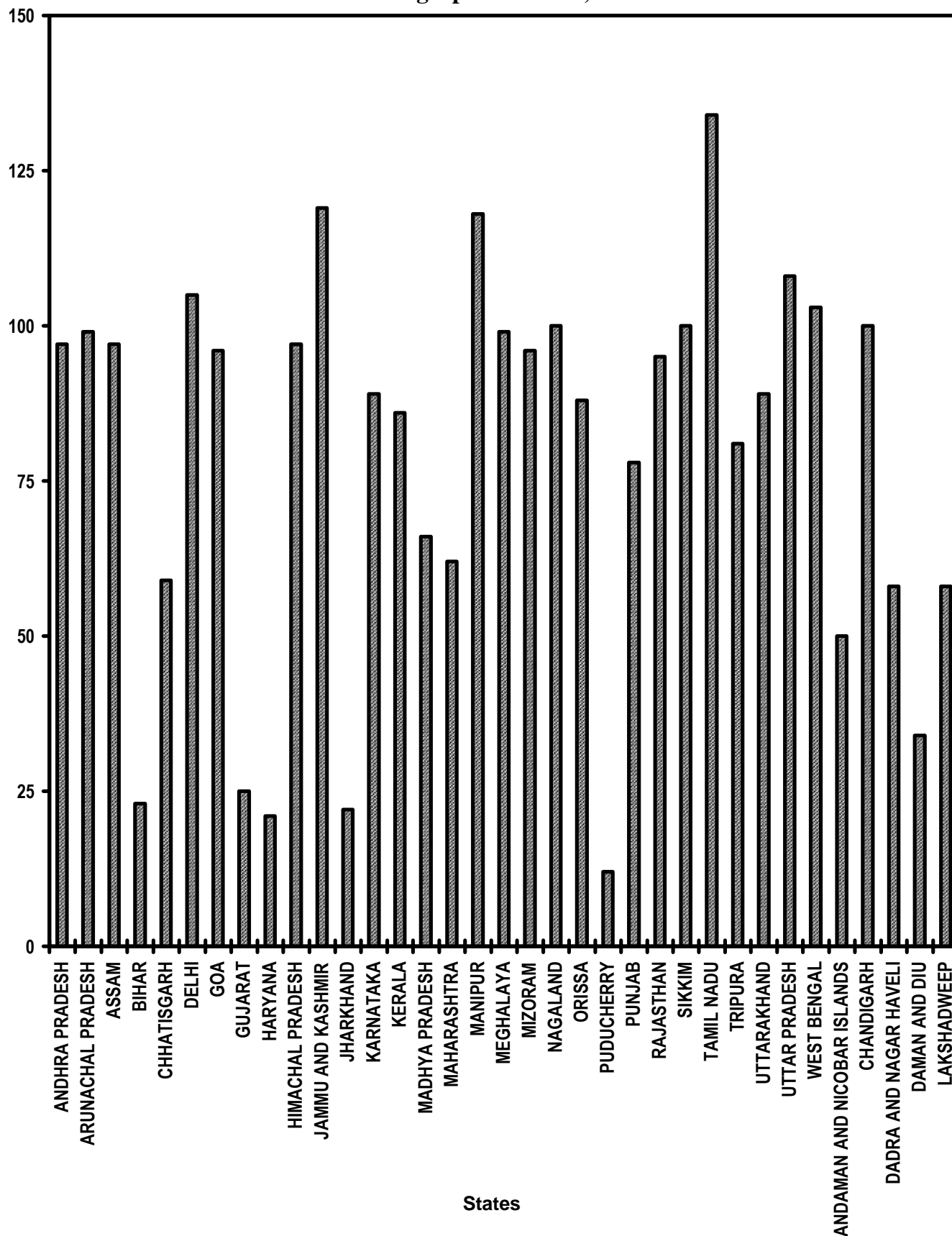


Table - 6(C)

Food Security - Targeted Public Distribution System (Only APL)

Sl. No.	State/UT Name	Allocation of Food Grains (Tonnes)	Off take (Tonnes)	Percentage of offtake w.r.t. Allocation of Food Grains
		April,2009-October,2009	April,2009-October,2009	
(1)	(2)	(3)	(4)	(5)
1	ANDHRA PRADESH	12,39,044	12,03,876	97
2	ARUNACHAL PRADESH	35,035	34,638	99
3	ASSAM	3,83,900	3,72,607	97
4	BIHAR	3,93,243	90,812	23
5	CHHATISGARH	1,77,520	1,04,139	59
6	DELHI	2,45,448	2,57,655	105
7	GOA	21,540	20,663	96
8	GUJARAT	4,64,590	1,14,759	25
9	HARYANA	3,78,630	78,875	21
10	HIMACHAL PRADESH	1,54,971	1,49,738	97
11	JAMMU AND KASHMIR	2,61,170	3,11,689	119
12	JHARKHAND	1,59,150	35,546	22
13	KARNATAKA	4,94,312	4,38,782	89
14	KERALA	4,09,831	3,51,226	86
15	MADHYA PRADESH	7,05,799	4,69,307	66
16	MAHARASHTRA	10,37,510	6,45,545	62
17	MANIPUR	25,479	29,965	118
18	MEGHALAYA	41,076	40,657	99
19	MIZORAM	31,703	30,494	96
20	NAGALAND	44,521	44,611	100
21	ORISSA	2,44,510	2,15,148	88
22	PUDUCHERRY	10,100	1,232	12
23	PUNJAB	5,93,474	4,65,048	78
24	RAJASTHAN	4,75,874	4,51,116	95
25	SIKKIM	15,155	15,202	100
26	TAMIL NADU	10,25,266	13,78,589	134
27	TRIPURA	1,03,894	84,515	81
28	UTTARAKHAND	1,19,630	1,06,244	89
29	UTTAR PRADESH	13,31,769	14,37,282	108
30	WEST BENGAL	6,74,080	6,97,592	103
31	ANDAMAN AND NICOBAR ISLANDS	14,252	7,162	50
32	CHANDIGARH	12,600	12,637	100
33	DADRA AND NAGAR HAVELI	1,260	733	58
34	DAMAN AND DIU	1,540	517	34
35	LAKSHADWEEP	1,960	1,145	58
Grand Total		1,13,29,836	96,99,746	86

Very Good:(90% or above of targets)

ANDHRA PRADESH, ARUNACHAL PRADESH, ASSAM, DELHI, GOA, HIMACHAL PRADESH, JAMMU AND KASHMIR, MANIPUR, MEGHALAYA, MIZORAM, NAGALAND, RAJASTHAN, SIKKIM, TAMIL NADU, UTTAR PRADESH, WEST BENGAL, CHANDIGARH

Good:(Between 80% to 90% targets)

KARNATAKA, KERALA, ORISSA, TRIPURA, UTTARAKHAND

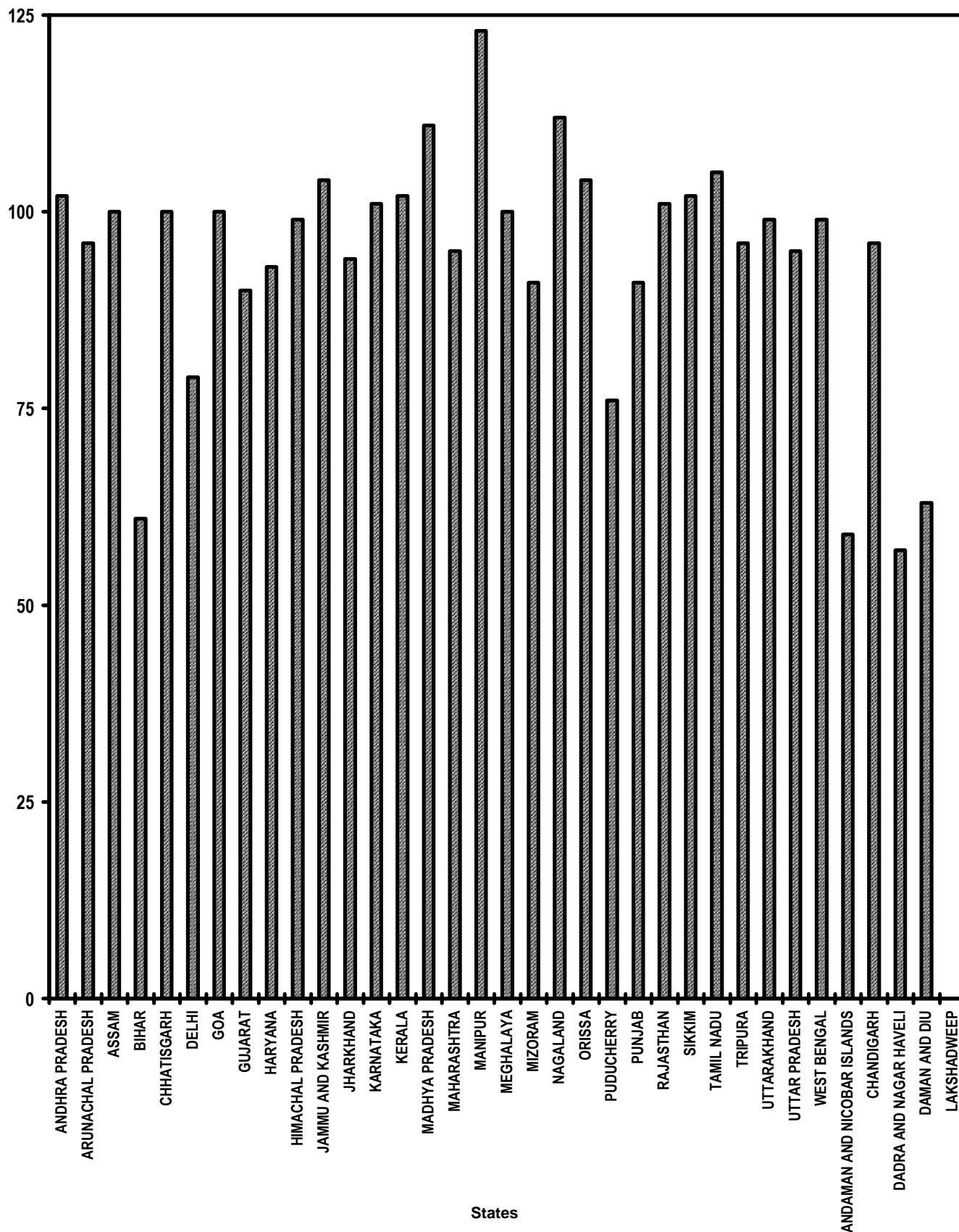
Poor:(Below 80% of targets)

BIHAR, CHHATISGARH, GUJARAT, HARYANA, JHARKHAND, MADHYA PRADESH, MAHARASHTRA, PUDUCHERRY, PUNJAB, ANDAMAN AND NICOBAR ISLANDS, DADRA AND NAGAR HAVELI, DAMAN AND DIU, LAKSHADWEEP

Food Security: Targeted Public Distribution System (Only BPL)

Off take

% Achievement of Target
During April-October, 2009



States

Table - 6(D)

Food Security - Targeted Public Distribution System (Only BPL)

Sl. No.	State/UT Name	Allocation of Food Grains (Tonnes)	Off take (Tonnes)	Percentage of offtake w.r.t. Allocation of Food Grains
		April,2009-October,2009	April,2009-October,2009	
(1)	(2)	(3)	(4)	(5)
1	ANDHRA PRADESH	6,13,718	6,28,410	102
2	ARUNACHAL PRADESH	14,889	14,340	96
3	ASSAM	2,77,214	2,76,359	100
4	BIHAR	10,03,219	6,14,517	61
5	CHHATISGARH	2,83,318	2,82,028	100
6	DELHI	63,406	50,144	79
7	GOA	3,185	3,186	100
8	GUJARAT	2,81,148	2,54,150	90
9	HARYANA	1,21,667	1,12,906	93
10	HIMACHAL PRADESH	77,665	76,952	99
11	JAMMU AND KASHMIR	1,17,656	1,22,680	104
12	JHARKHAND	3,61,641	3,41,325	94
13	KARNATAKA	4,72,724	4,75,304	101
14	KERALA	2,34,703	2,40,026	102
15	MADHYA PRADESH	6,23,126	6,94,496	111
16	MAHARASHTRA	9,97,164	9,49,298	95
17	MANIPUR	25,088	30,875	123
18	MEGHALAYA	27,636	27,729	100
19	MIZORAM	10,290	9,390	91
20	NAGALAND	18,732	20,893	112
21	ORISSA	6,79,917	7,07,671	104
22	PUDUCHERRY	12,579	9,513	76
23	PUNJAB	70,686	64,034	91
24	RAJASTHAN	3,67,227	3,70,175	101
25	SIKKIM	6,594	6,715	102
26	TAMIL NADU	7,34,552	7,73,680	105
27	TRIPURA	44,555	42,867	96
28	UTTARAKHAND	84,966	83,838	99
29	UTTAR PRADESH	16,13,325	15,39,703	95
30	WEST BENGAL	9,06,255	8,98,175	99
31	ANDAMAN AND NICOBAR ISLANDS	2,940	1,725	59
32	CHANDIGARH	2,007	1,924	96
33	DADRA AND NAGAR HAVELI	2,639	1,508	57
34	DAMAN AND DIU	609	385	63
35	LAKSHADWEEP	441	0	0
Grand Total		1,01,57,481	97,26,921	96

Very Good:(90% or above of targets)

ANDHRA PRADESH, ARUNACHAL PRADESH, ASSAM, CHHATISGARH, GOA, GUJARAT, HARYANA, HIMACHAL PRADESH, JAMMU AND KASHMIR, JHARKHAND, KARNATAKA, KERALA, MADHYA PRADESH, MAHARASHTRA, MANIPUR, MEGHALAYA, MIZORAM, NAGALAND, ORISSA, PUNJAB, RAJASTHAN, SIKKIM, TAMIL NADU, TRIPURA, UTTARAKHAND, UTTAR PRADESH, WEST BENGAL, CHANDIGARH

Poor:(Below 80% of targets)

BIHAR, DELHI, PUDUCHERRY, ANDAMAN AND NICOBAR ISLANDS, DADRA AND NAGAR HAVELI, DAMAN AND DIU, LAKSHADWEEP

Rural Housing - Indira Awaas Yojana

Houses constructed

% Achievement of Target

During April-October, 2009

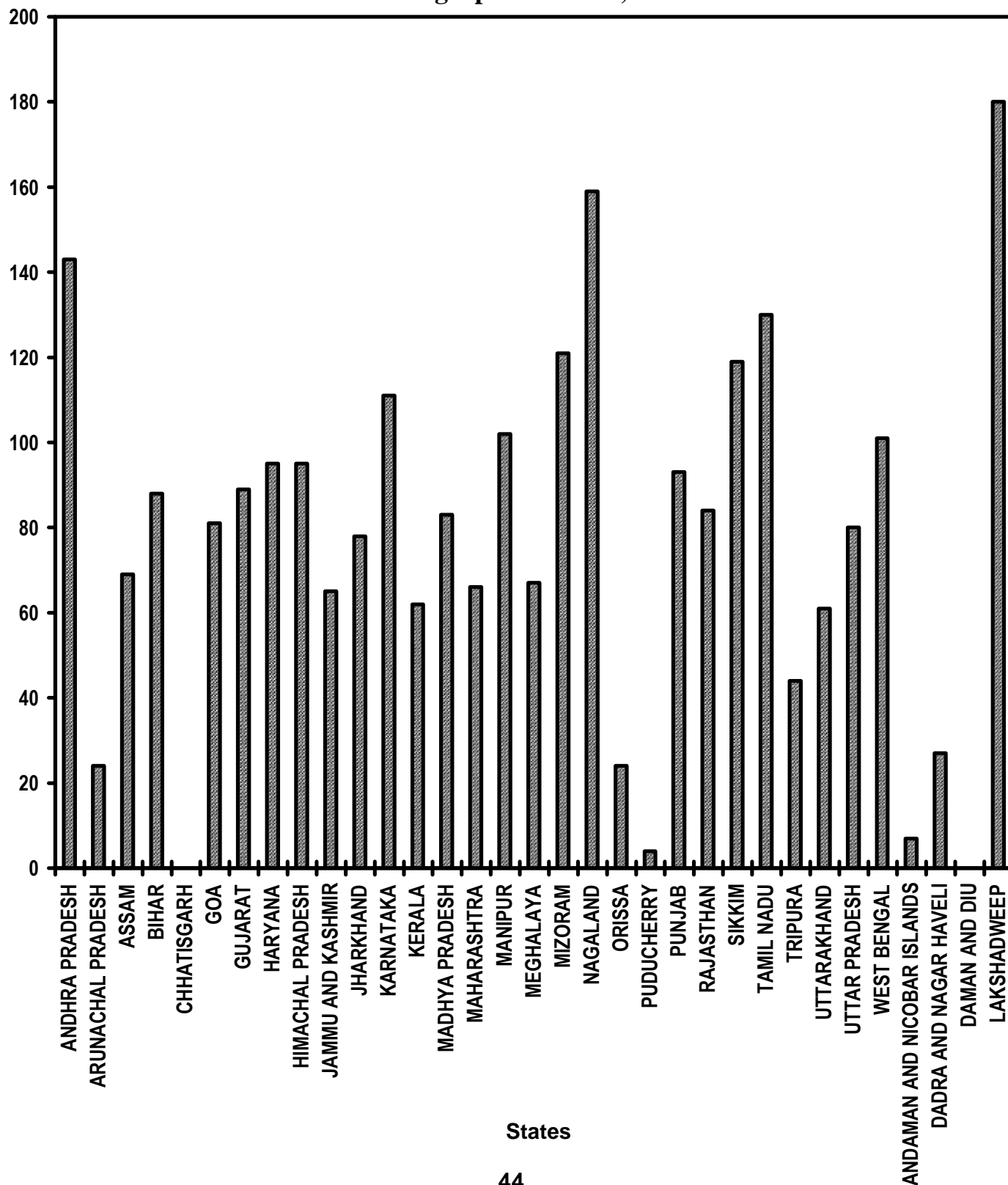


Table - 7

Rural Housing - Indira Awaas Yojana
Houses constructed
 (Unit: Number)

Sl. No.	State/UT Name	Target		Achievement April,2009- October,2009	Percent Achievement April,2009- October,2009
		2009-2010	April,2009- October,2009		
(1)	(2)	(3)	(4)	(5)	(5)/(4)
1	ANDHRA PRADESH	3,71,982	1,42,593	2,03,593	143
2	ARUNACHAL PRADESH	10,873	4,167	990	24
3	ASSAM	2,40,446	92,172	63,326	69
4	BIHAR	10,98,001	4,20,900	3,72,251	88
5	CHHATISGARH	57,520	22,049	0	0
6	GOA	2,291	878	707	81
7	GUJARAT	1,82,429	69,931	61,997	89
8	HARYANA	25,611	9,817	9,299	95
9	HIMACHAL PRADESH	8,212	3,147	2,977	95
10	JAMMU AND KASHMIR	25,508	9,779	6,327	65
11	JHARKHAND	97,926	37,537	29,243	78
12	KARNATAKA	1,43,311	54,936	60,919	111
13	KERALA	79,695	30,551	18,839	62
14	MADHYA PRADESH	1,14,396	43,850	36,508	83
15	MAHARASHTRA	2,24,323	85,990	56,794	66
16	MANIPUR	9,439	3,619	3,690	102
17	MEGHALAYA	16,440	6,302	4,248	67
18	MIZORAM	3,504	1,345	1622*	121
19	NAGALAND	10,878	4,171	6,612	159
20	ORISSA	2,15,715	82,692	20,069	24
21	PUDUCHERRY	1,370	525	22	4
22	PUNJAB	31,674	12,144	11,346	93
23	RAJASTHAN	91,670	35,140	29,380	84
24	SIKKIM	2,080	797	946	119
25	TAMIL NADU	1,48,928	57,090	74,393	130
26	TRIPURA	21,182	8,119	3,584	44
27	UTTARAKHAND	22,476	8,614	5,259	61
28	UTTAR PRADESH	4,93,156	1,89,044	1,50,865	80
29	WEST BENGAL	2,97,564	1,14,068	1,15,135	101
30	ANDAMAN AND NICOBAR ISLANDS	2,750	1,054	77	7
31	DADRA AND NAGAR HAVELI	458	176	48	27
32	DAMAN AND DIU	205	80	0	0
33	LAKSHADWEEP	229	88	158	180
Grand Total		40,52,242	15,53,365	13,51,224	87

Very Good:(90% or above of targets)

ANDHRA PRADESH, HARYANA, HIMACHAL PRADESH, KARNATAKA, MANIPUR, MIZORAM, NAGALAND, PUNJAB, SIKKIM, TAMIL NADU, WEST BENGAL, LAKSHADWEEP

Good:(Between 80% to 90% targets)

BIHAR, GOA, GUJARAT, MADHYA PRADESH, RAJASTHAN, UTTAR PRADESH

Poor:(Below 80% of targets)

ARUNACHAL PRADESH, ASSAM, CHHATISGARH, JAMMU AND KASHMIR, JHARKHAND, KERALA, MAHARASHTRA, MEGHALAYA, ORISSA, PUDUCHERRY, TRIPURA, UTTARAKHAND, ANDAMAN AND NICOBAR ISLANDS, DADRA AND NAGAR HAVELI, DAMAN AND DIU

* Figures furnished by Ministry of Rural Development

EWS/LIG Houses in Urban Areas

Houses constructed

% Achievement of Target

During April-October, 2009

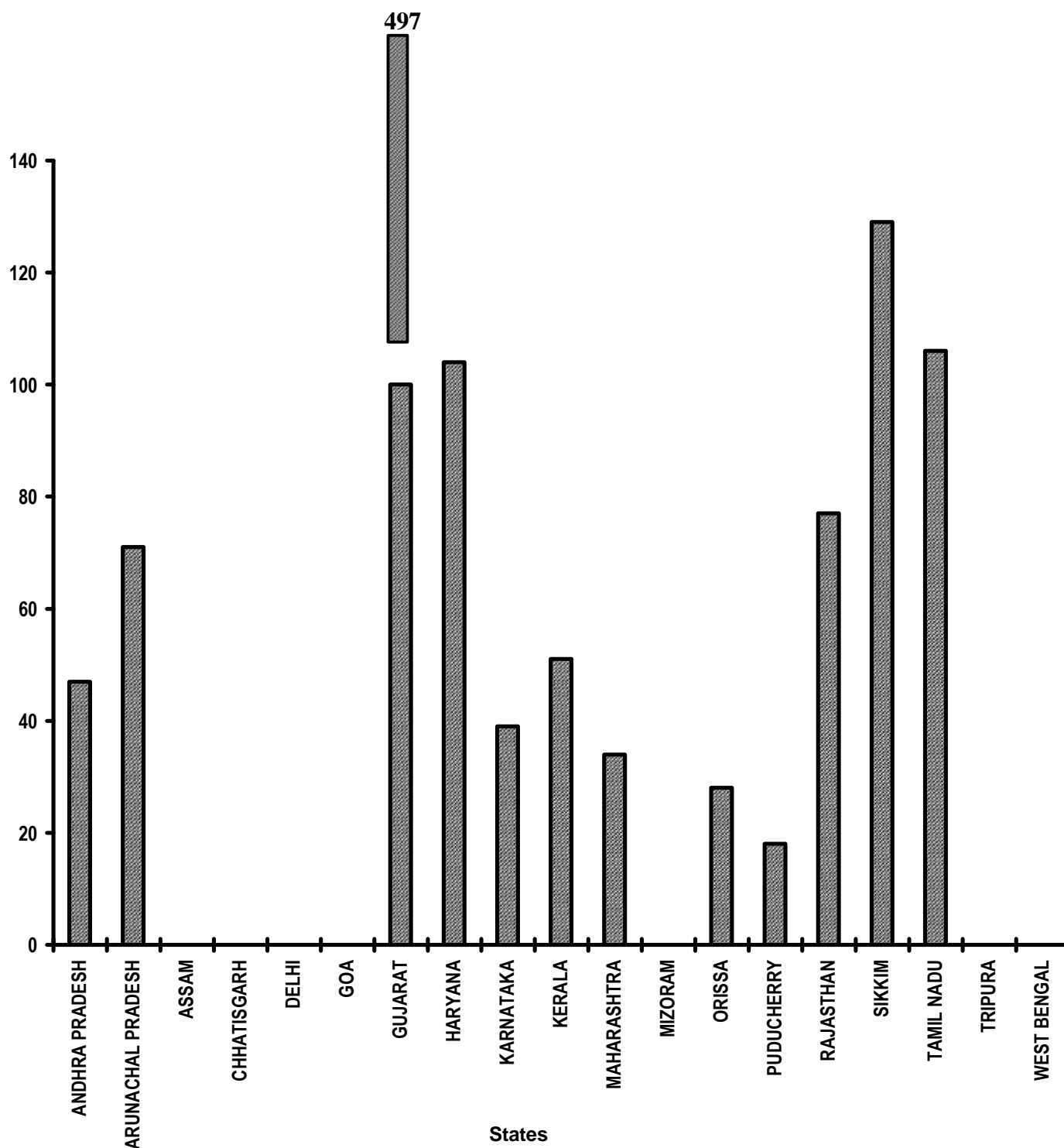


Table - 8

EWS/LIG Houses in Urban Areas
Houses constructed
 (Unit: Number)

Sl. No.	State/UT Name	Target		Achievement April,2009- October,2009	Percent Achievement April,2009- October,2009
		2009-2010	April,2009- October,2009		
(1)	(2)	(3)	(4)	(5)	(5)/(4)
1	ANDHRA PRADESH	90,000	52,500	24,438	47
2	ARUNACHAL PRADESH	100	58	41	71
3	ASSAM	293	168	0	0
4	CHHATISGARH	10,000	5,833	0	0
5	DELHI	6,896	4,022	0	0
6	GOA	130	75	0	0
7	GUJARAT	10,000	5,833	28,992	497
8	HARYANA	701	408	424	104
9	KARNATAKA	10,000	5,831	2,255	39
10	KERALA	2,200	1,281	647	51
11	MAHARASHTRA	14,033	8,183	2,794	34
12	MIZORAM	1,512	882	0	0
13	ORISSA	208	121	34	28
14	PUDUCHERRY	233	133	24	18
15	RAJASTHAN	2,288	1,330	1,022	77
16	SIKKIM	25	14	18	129
17	TAMIL NADU	10,000	5,833	6,195	106
18	TRIPURA	456	266	0	0
19	WEST BENGAL	632	367	0	0
<i>Grand Total</i>		1,59,707	93,138	66,884	72

Very Good:(90% or above of targets)

GUJARAT, HARYANA, SIKKIM, TAMIL NADU

Poor:(Below 80% of targets)

ANDHRA PRADESH, ARUNACHAL PRADESH, ASSAM, CHHATISGARH, DELHI, GOA, KARNATAKA, KERALA, MAHARASHTRA, MIZORAM, ORISSA, PUDUCHERRY, RAJASTHAN, TRIPURA, WEST BENGAL

Rural Areas - Accelerated Rural Water Supply Programme

Habitations covered (NC and PC)

**% Achievement of Target
During April-October, 2009**

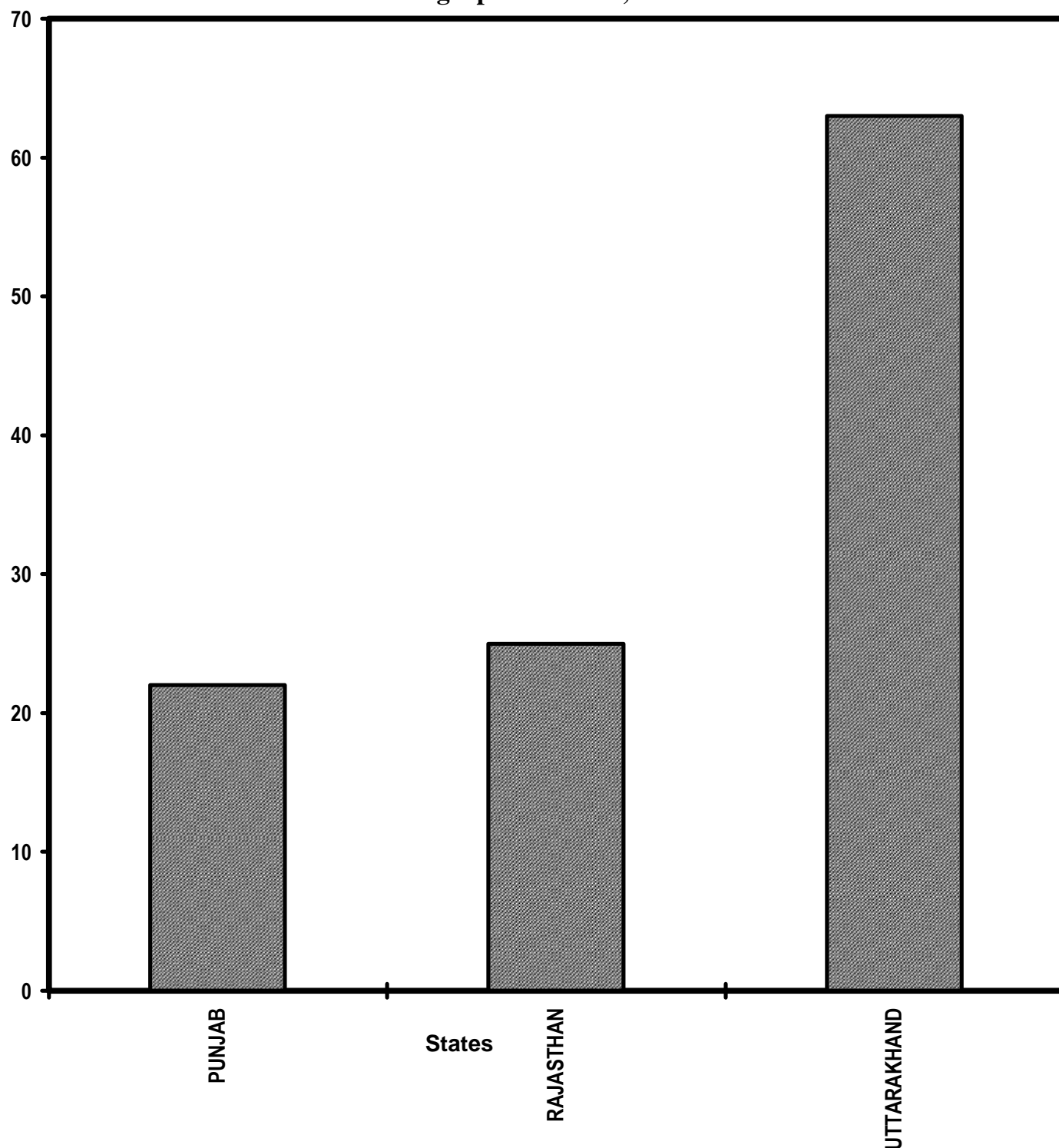


Table - 9(A)

Rural Areas - Accelerated Rural Water Supply Programme
Habitations covered (NC and PC)
 (Unit: Number)

Sl. No. State/UT Name		Target		Achievement	Percent
		2009-2010	April,2009- October,2009	April,2009- October,2009	Achievement April,2009- October,2009
(1)	(2)	(3)	(4)	(5)	(5)/(4)
1	PUNJAB	296	118	26	22
2	RAJASTHAN	406	162	40	25
3	UTTARAKHAND	46	19	12	63
<i>Grand Total</i>		748	299	78	26

Poor:(Below 80% of targets)

PUNJAB, RAJASTHAN, UTTARAKHAND

Rural Areas - Accelerated Rural Water Supply Programme

Slipped back habitations and habitations with water quality problems addressed

% Achievement of Target
During April-October, 2009

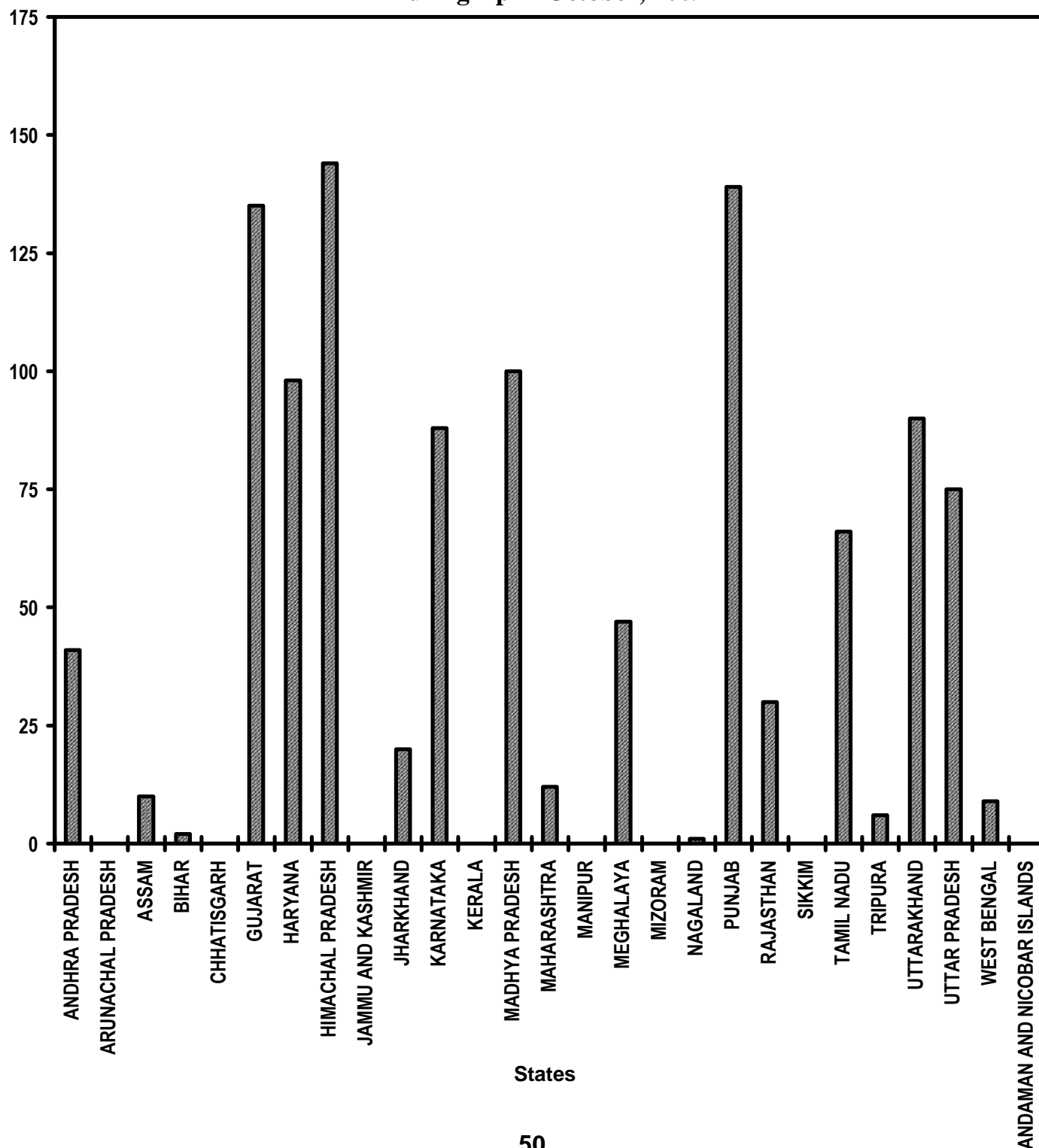


Table - 9(B)

Rural Areas - Accelerated Rural Water Supply Programme
Slipped back habitations and habitations with water quality problems addressed-ARWSP
 (Unit: Number)

Sl. No.	State/UT Name	Target		Achievement April,2009- October,2009	Percent Achievement April,2009- October,2009
		2009-2010	April,2009- October,2009		
(1)	(2)	(3)	(4)	(5)	(5)/(4)
1	ANDHRA PRADESH	8,500	3,400	1,390	41
2	ARUNACHAL PRADESH	2,400	960	0	0
3	ASSAM	23,000	9,200	942	10
4	BIHAR	44,015	17,605	395	2
5	CHHATISGARH	3,500	1,400	0	0
6	GUJARAT	1,396	558	755	135
7	HARYANA	950	381	374	98
8	HIMACHAL PRADESH	5,000	2,000	2,880	144
9	JAMMU AND KASHMIR	4,700	1,880	0	0
10	JHARKHAND	1,552	621	123	20
11	KARNATAKA	13,000	5,200	4,591	88
12	KERALA	395	157	0	0
13	MADHYA PRADESH	4,500	1,800	1,806	100
14	MAHARASHTRA	8,605	3,441	421	12
15	MANIPUR	730	292	0	0
16	MEGHALAYA	500	200	93	46
17	MIZORAM	300	120	0	0
18	NAGALAND	200	80	1	1
19	PUNJAB	1,506	602	834	139
20	RAJASTHAN	10,523	4,209	1,267	30
21	SIKKIM	300	120	0	0
22	TAMIL NADU	7,000	2,800	1,844	66
23	TRIPURA	3,132	1,252	72	6
24	UTTARAKHAND	1,164	466	421	90
25	UTTAR PRADESH	2,000	800	602	75
26	WEST BENGAL	9,093	3,637	334	9
27	ANDAMAN AND NICOBAR ISLANDS	42	17	0	0
Grand Total		1,58,003	63,198	19,145	30

Very Good:(90% or above of targets)

GUJARAT, HARYANA, HIMACHAL PRADESH, MADHYA PRADESH, PUNJAB, UTTARAKHAND

Good:(Between 80% to 90% targets)

KARNATAKA

Poor:(Below 80% of targets)

ANDHRA PRADESH, ARUNACHAL PRADESH, ASSAM, BIHAR, CHHATISGARH, JAMMU AND KASHMIR, JHARKHAND, KERALA, MAHARASHTRA, MANIPUR, MEGHALAYA, MIZORAM, NAGALAND, RAJASTHAN, SIKKIM, TAMIL NADU, TRIPURA, UTTAR PRADESH, WEST BENGAL, ANDAMAN AND NICOBAR ISLANDS

Table - 10

Sanitation Programme in Rural Areas

(Unit: Number)

Sl. State/UT No. Name		Individual Household latrines constructed (Number) April,2009- October,2009
(1)	(2)	(3)
1	ANDHRA PRADESH	4,33,254
2	ARUNACHAL PRADESH	5,924
3	ASSAM	1,52,369
4	BIHAR	4,49,534
5	CHHATISGARH	2,07,810
6	DELHI	0
7	GOA	0
8	GUJARAT	3,35,226
9	HARYANA	1,39,566
10	HIMACHAL PRADESH	1,92,783
11	JAMMU AND KASHMIR	4,837
12	JHARKHAND	1,94,749
13	KARNATAKA	3,77,044
14	KERALA	57,057
15	MADHYA PRADESH	6,60,943
16	MAHARASHTRA	4,25,094
17	MANIPUR	9,123
18	MEGHALAYA	15,588
19	MIZORAM	6,997
20	NAGALAND	11,394
21	ORISSA	2,49,095
22	PUDUCHERRY	208
23	PUNJAB	35,261
24	RAJASTHAN	2,95,218
25	SIKKIM	0
26	TAMIL NADU	3,93,833
27	TRIPURA	11,337
28	UTTARAKHAND	49,932
29	UTTAR PRADESH	6,65,851
30	WEST BENGAL	1,77,720
31	ANDAMAN AND NICOBAR ISLANDS	0
32	CHANDIGARH	0
33	DADRA AND NAGAR HAVELI	0
34	DAMAN AND DIU	0
35	LAKSHADWEEP	0
Grand Total		55,57,747

Table - 11

Institutional Delivery

(Unit: Number)

		Delivery in institutions (Number) April,2009- October,2009
Sl. No.	State/UT Name	
(1)	(2)	(3)
1	ANDHRA PRADESH	7,89,379
2	ARUNACHAL PRADESH	3,243
3	ASSAM	2,07,934
4	BIHAR	1,81,225
5	CHHATISGARH	1,21,074
6	DELHI	1,00,889
7	GOA	11,750
8	GUJARAT	4,49,316
9	HARYANA	6,75,852
10	HIMACHAL PRADESH	32,234
11	JAMMU AND KASHMIR	1,10,223
12	JHARKHAND	1,57,235
13	KARNATAKA	5,17,181
14	KERALA	2,66,661
15	MADHYA PRADESH	7,28,329
16	MAHARASHTRA	7,04,774
17	MANIPUR	13,737
18	MEGHALAYA	9,335
19	MIZORAM	0
20	NAGALAND	1,168
21	ORISSA	2,95,996
22	PUDUCHERRY	23,052
23	PUNJAB	1,43,877
24	RAJASTHAN	6,79,498
25	SIKKIM	4,078
26	TAMIL NADU	6,35,487
27	TRIPURA	5,024
28	UTTARAKHAND	50,512
29	UTTAR PRADESH	13,11,745
30	WEST BENGAL	0
31	ANDAMAN AND NICOBAR ISLANDS	2,710
32	CHANDIGARH	11,157
33	DADRA AND NAGAR HAVELI	1,760
34	DAMAN AND DIU	1,581
35	LAKSHADWEEP	363
Grand Total		82,48,379

SC Families Assisted

% Achievement of Target

During April-October, 2009

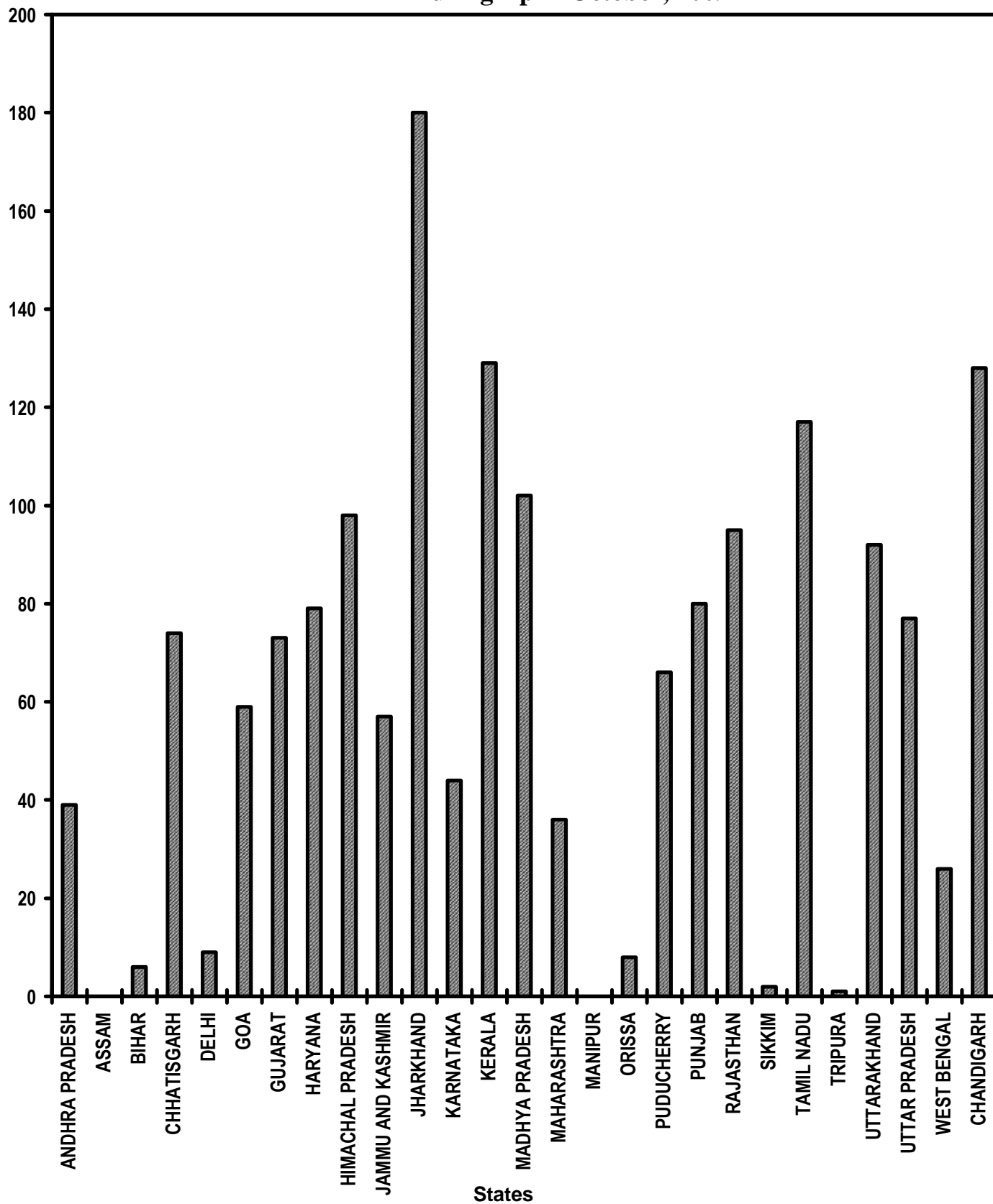


Table - 12

SC Families Assisted
(Unit: Number)

Sl. No.	State/UT Name	Target *		Achievement April,2009- October,2009	Percent Achievement April,2009- October,2009
		2009-2010	April,2009- October,2009		
(1)	(2)	(3)	(4)	(5)	(5)/(4)
1	ANDHRA PRADESH	4,50,000	2,62,500	1,02,432	39
2	ASSAM	44,000	25,662	0	0
3	BIHAR	2,55,000	1,48,750	9,086	6
4	CHHATISGARH	3,75,000	2,18,750	1,60,926	74
5	DELHI	5,000	2,912	264	9
6	GOA	550	315	187	59
7	GUJARAT	1,40,000	81,662	59,796	73
8	HARYANA	88,500	51,625	40,950	79
9	HIMACHAL PRADESH	58,000	33,831	32,991	98
10	JAMMU AND KASHMIR	1,100	637	362	57
11	JHARKHAND	5,50,000	3,20,831	5,76,699	180
12	KARNATAKA	5,00,000	2,91,662	1,28,375	44
13	KERALA	33,000	19,250	24,837	129
14	MADHYA PRADESH	2,43,000	1,41,750	1,44,017	102
15	MAHARASHTRA	1,54,000	89,831	32,046	36
16	MANIPUR	550	315	0	0
17	ORISSA	72,600	42,350	3,432	8
18	PUDUCHERRY	5,000	2,912	1,921	66
19	PUNJAB	88,000	51,331	40,974	80
20	RAJASTHAN	4,12,000	2,40,331	2,29,503	95
21	SIKKIM	2,200	1,281	30	2
22	TAMIL NADU	9,00,000	5,25,000	6,16,224	117
23	TRIPURA	22,000	12,831	117	1
24	UTTARAKHAND	7,000	4,081	3,752	92
25	UTTAR PRADESH	2,57,000	1,49,912	1,15,266	77
26	WEST BENGAL	1,10,000	64,162	16,986	26
27	CHANDIGARH	700	406	521	128
Grand Total		47,74,200	27,84,880	23,41,694	84

Very Good:(90% or above of targets)

HIMACHAL PRADESH, JHARKHAND, KERALA, MADHYA PRADESH, RAJASTHAN, TAMIL NADU, UTTARAKHAND, CHANDIGARH

Good:(Between 80% to 90% targets)

PUNJAB

Poor:(Below 80% of targets)

ANDHRA PRADESH, ASSAM, BIHAR, CHHATISGARH, DELHI, GOA, GUJARAT, HARYANA, JAMMU AND KASHMIR, KARNATAKA, MAHARASHTRA, MANIPUR, ORISSA, PUDUCHERRY, SIKKIM, TRIPURA, UTTAR PRADESH, WEST BENGAL

* Targets have not been received from the Ministry of Social Justice & Empowerment for the last two years i.e. for 2008-09 & 2009-10 so the target for the year 2007-08 has been repeated.

Universalization of ICDS Scheme

ICDS Blocks Operational (Cumulative)

% Achievement of Target
During April-October, 2009

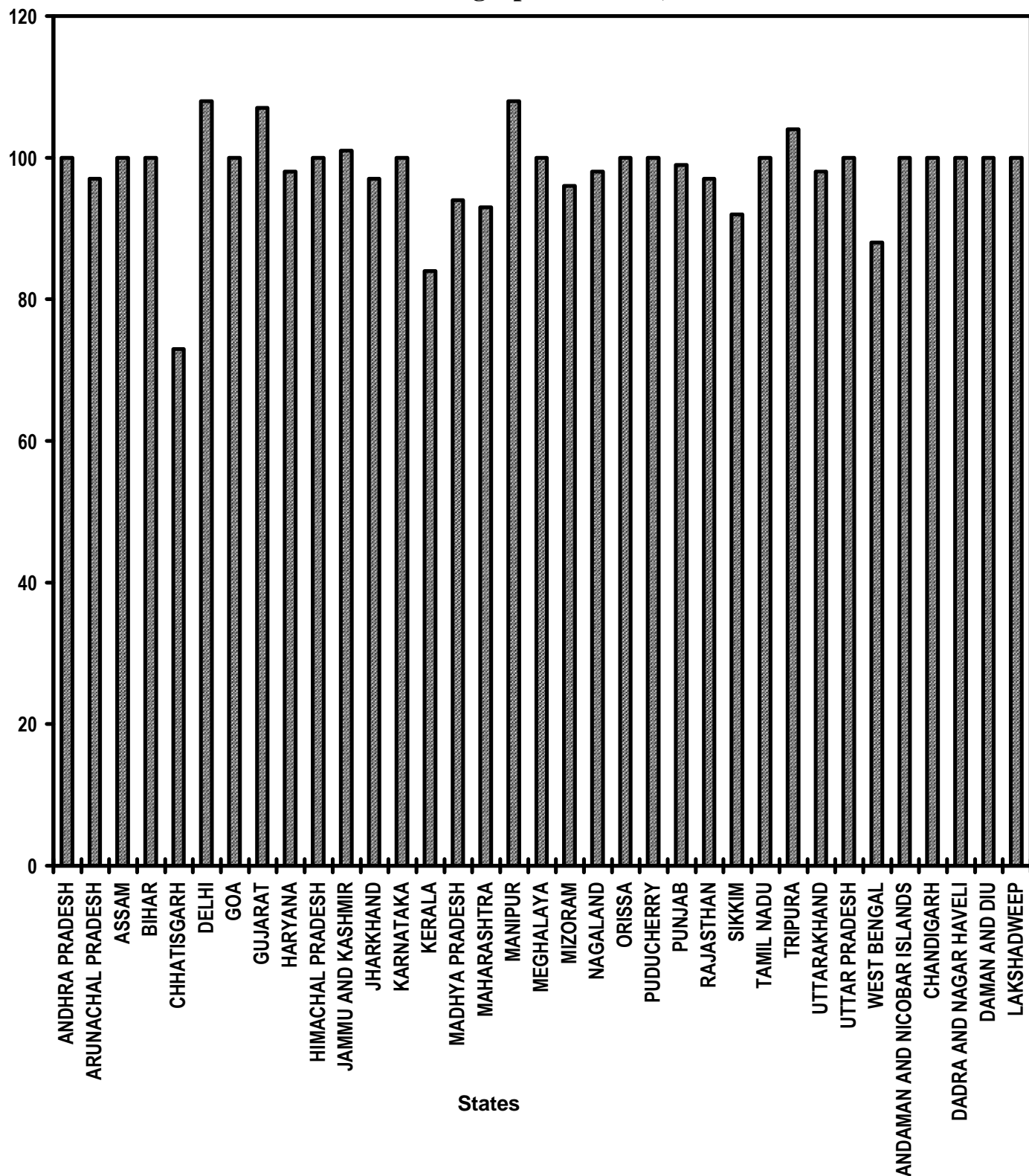


Table - 13

Universalization of ICDS Scheme
ICDS Blocks Operational (Cumulative)
 (Unit: Number)

Sl. No.	State/UT Name	Target		Achievement	Percent
		2009-2010	April,2009-October,2009	April,2009-October,2009	Achievement April,2009-October,2009
(1)	(2)	(3)	(4)	(5)	(5)/(4)
1	ANDHRA PRADESH	387	385	385	100
2	ARUNACHAL PRADESH	93	88	85	97
3	ASSAM	228	223	223	100
4	BIHAR	545	545	544	100
5	CHHATISGARH	343	223	162	73
6	DELHI	55	51	55	108
7	GOA	11	11	11	100
8	GUJARAT	336	285	306	107
9	HARYANA	148	140	137	98
10	HIMACHAL PRADESH	76	76	76	100
11	JAMMU AND KASHMIR	140	140	141	101
12	JHARKHAND	204	204	198	97
13	KARNATAKA	185	185	185	100
14	KERALA	258	194	163	84
15	MADHYA PRADESH	453	395	370	94
16	MAHARASHTRA	553	485	450	93
17	MANIPUR	42	39	42	108
18	MEGHALAYA	41	41	41	100
19	MIZORAM	27	24	23	96
20	NAGALAND	59	57	56	98
21	ORISSA	326	326	326	100
22	PUDUCHERRY	5	5	5	100
23	PUNJAB	154	150	148	99
24	RAJASTHAN	304	286	278	97
25	SIKKIM	13	12	11	92
26	TAMIL NADU	434	434	434	100
27	TRIPURA	54	54	56	104
28	UTTARAKHAND	105	101	99	98
29	UTTAR PRADESH	897	897	897	100
30	WEST BENGAL	576	469	414	88
31	ANDAMAN AND NICOBAR ISLANDS	5	5	5	100
32	CHANDIGARH	3	3	3	100
33	DADRA AND NAGAR HAVELI	2	2	2	100
34	DAMAN AND DIU	2	2	2	100
35	LAKSHADWEEP	9	6	6	100
Grand Total		7,073	6,543	6,339	97

Very Good:(90% or above of targets)

ANDHRA PRADESH, ARUNACHAL PRADESH, ASSAM, BIHAR, DELHI, GOA, GUJARAT, HARYANA, HIMACHAL PRADESH, JAMMU AND KASHMIR, JHARKHAND, KARNATAKA, MADHYA PRADESH, MAHARASHTRA, MANIPUR, MEGHALAYA, MIZORAM, NAGALAND, ORISSA, PUDUCHERRY, PUNJAB, RAJASTHAN, SIKKIM, TAMIL NADU, TRIPURA, UTTARAKHAND, UTTAR PRADESH, ANDAMAN AND NICOBAR ISLANDS, CHANDIGARH, DADRA AND NAGAR HAVELI, DAMAN AND DIU, LAKSHADWEEP

Good:(Between 80% to 90% targets)

KERALA, WEST BENGAL

Poor:(Below 80% of targets)

CHHATISGARH

Functional Anganwadis

(Cumulative)

% Achievement of Target
During April-October, 2009

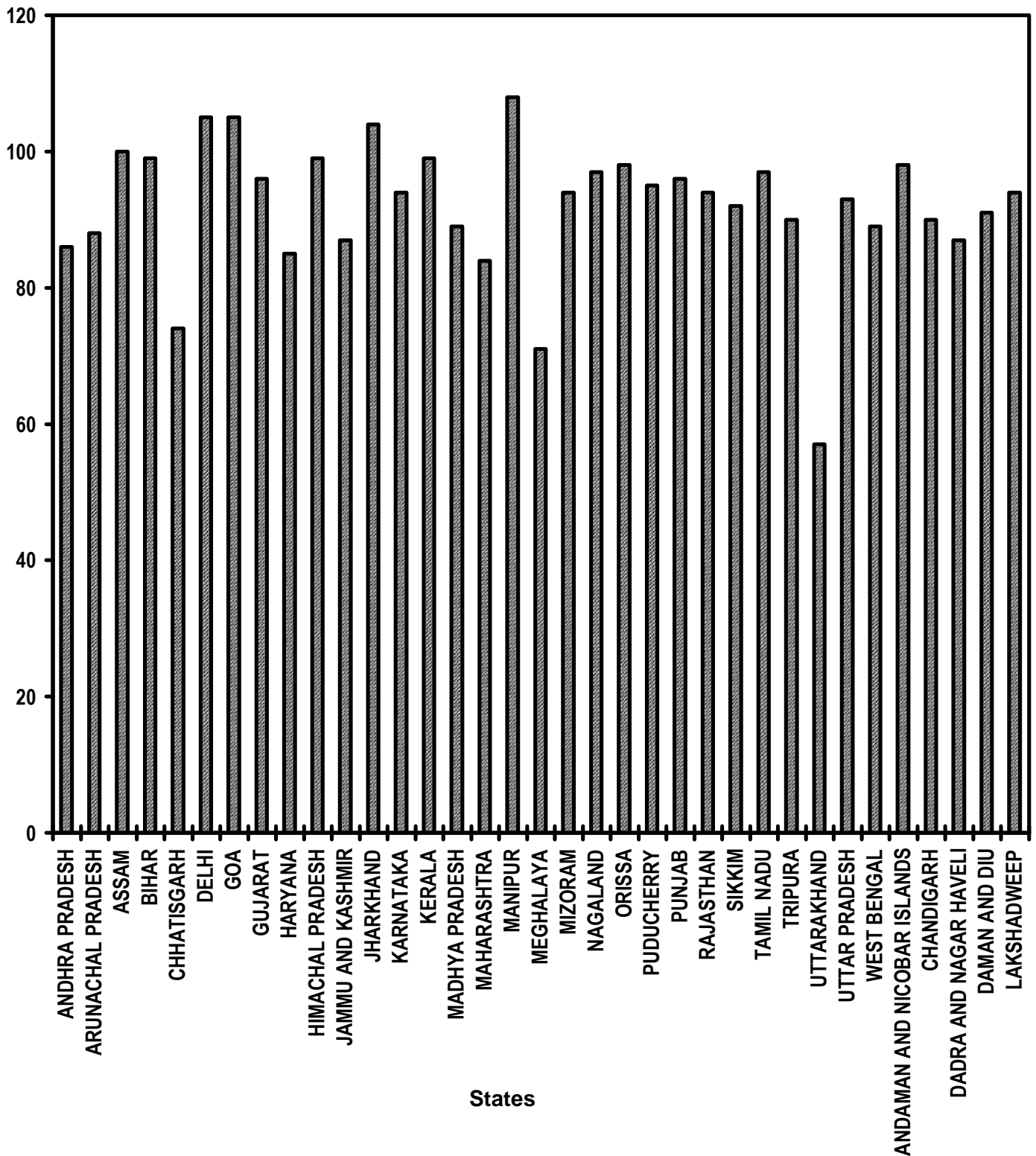


Table - 14

Functional Anganwadis
Anganwadis Functional (Cumulative)
 (Unit: Number)

Sl. No.	State/UT Name	Target		Achievement April,2009- October,2009	Percent Achievement April,2009- October,2009
		2009-2010	April,2009- October,2009		
(1)	(2)	(3)	(4)	(5)	(5)/(4)
1	ANDHRA PRADESH	91,307	84,811	73,140	86
2	ARUNACHAL PRADESH	6,028	4,860	4,277	88
3	ASSAM	59,695	37,082	37,082	100
4	BIHAR	91,968	81,088	80,211	99
5	CHHATISGARH	64,390	46,300	34,142	74
6	DELHI	6,606	6,272	6,597	105
7	GOA	1,212	1,145	1,206	105
8	GUJARAT	48,617	45,658	43,849	96
9	HARYANA	25,699	20,195	17,192	85
10	HIMACHAL PRADESH	18,925	18,473	18,248	99
11	JAMMU AND KASHMIR	28,577	25,483	22,257	87
12	JHARKHAND	38,186	34,126	35,579	104
13	KARNATAKA	63,377	57,569	54,249	94
14	KERALA	33,115	32,448	32,230	99
15	MADHYA PRADESH	90,999	77,991	69,158	89
16	MAHARASHTRA	1,10,486	99,654	83,798	84
17	MANIPUR	11,510	8,917	9,654	108
18	MEGHALAYA	5,115	4,786	3,378	71
19	MIZORAM	1,980	1,781	1,682	94
20	NAGALAND	3,455	3,281	3,194	97
21	ORISSA	71,134	54,722	53,791	98
22	PUDUCHERRY	788	721	688	95
23	PUNJAB	26,656	22,331	21,505	96
24	RAJASTHAN	61,119	54,408	50,909	94
25	SIKKIM	1,233	1,069	988	92
26	TAMIL NADU	54,439	51,768	50,433	97
27	TRIPURA	9,878	8,193	7,373	90
28	UTTARAKHAND	23,159	15,946	9,154	57
29	UTTAR PRADESH	1,87,517	1,62,990	1,51,191	93
30	WEST BENGAL	1,17,170	1,00,491	89,247	89
31	ANDAMAN AND NICOBAR ISLANDS	720	688	672	98
32	CHANDIGARH	500	413	370	90
33	DADRA AND NAGAR HAVELI	253	253	219	87
34	DAMAN AND DIU	107	107	97	91
35	LAKSHADWEEP	107	93	87	94
Grand Total		13,56,027	11,66,113	10,67,847	92

Very Good:(90% or above of targets)

ASSAM, BIHAR, DELHI, GOA, GUJARAT, HIMACHAL PRADESH, JHARKHAND, KARNATAKA, KERALA, MANIPUR, MIZORAM, NAGALAND, ORISSA, PUDUCHERRY, PUNJAB, RAJASTHAN, SIKKIM, TAMIL NADU, TRIPURA, UTTAR PRADESH, ANDAMAN AND NICOBAR ISLANDS, CHANDIGARH, DAMAN AND DIU, LAKSHADWEEP

Good:(Between 80% to 90% targets)

ANDHRA PRADESH, ARUNACHAL PRADESH, HARYANA, JAMMU AND KASHMIR, MADHYA PRADESH, MAHARASHTRA, WEST BENGAL, DADRA AND NAGAR HAVELI

Poor:(Below 80% of targets)

CHHATISGARH, MEGHALAYA, UTTARAKHAND

No. of Urban poor families assisted under Seven Point Charter

Poor Families Assisted

% Achievement of Target

During April-October, 2009

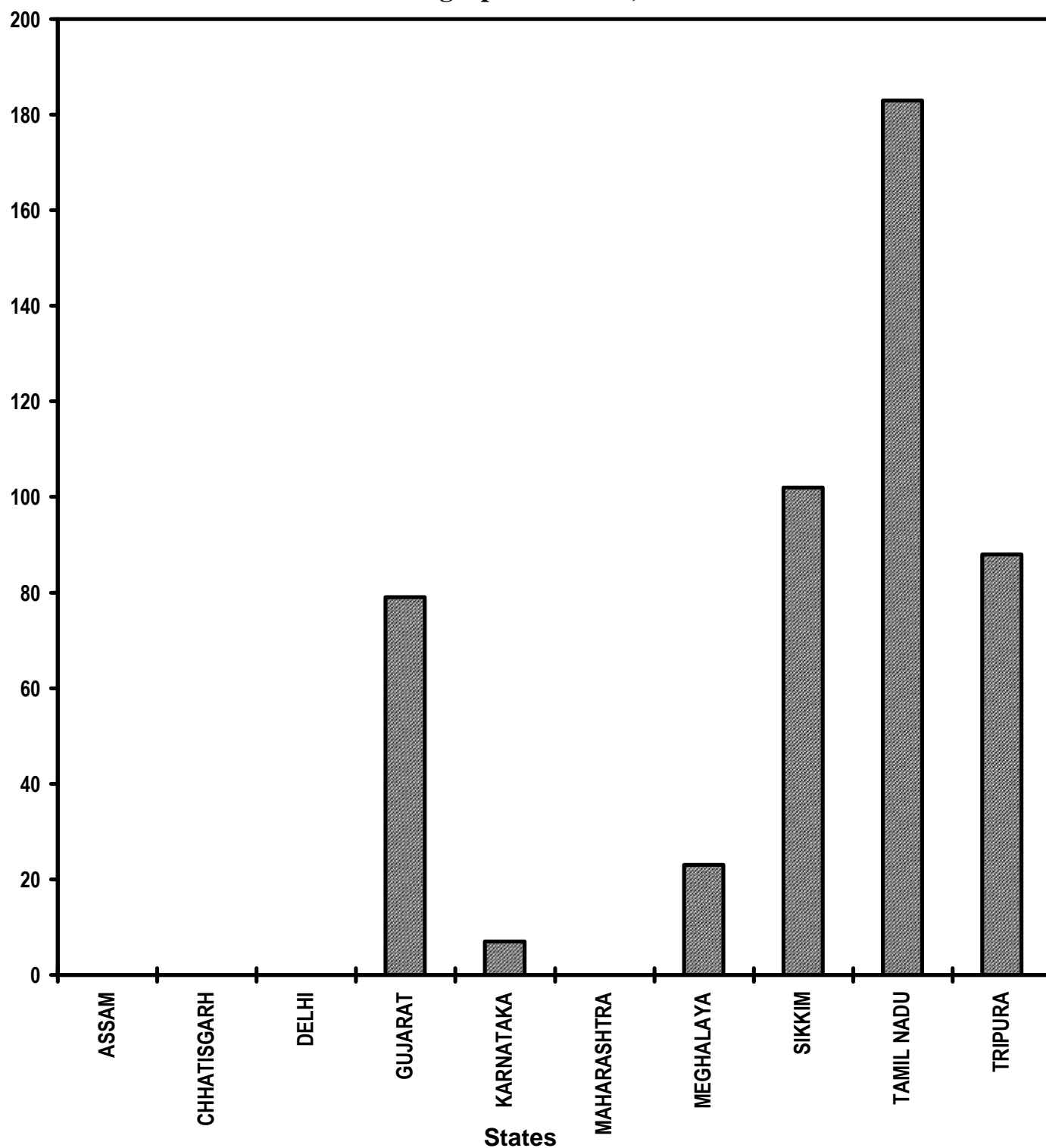


Table - 15

No. of Urban poor families assisted under Seven Point Charter
Poor Families Assisted
 (Unit: Number)

Sl. No.	State/UT Name	Target		Achievement April,2009- October,2009	Percent Achievement April,2009- October,2009 (5)/(4)
		2009-2010	April,2009- October,2009		
(1)	(2)	(3)	(4)	(5)	(5)/(4)
1	ASSAM	250	140	0	0
2	CHHATISGARH	25,000	14,583	0	0
3	DELHI	2,000	1,164	4	0
4	GUJARAT	1,00,000	58,333	46,200	79
5	KARNATAKA	31,594	18,431	1,347	7
6	MAHARASHTRA	50,037	29,187	0	0
7	MEGHALAYA	1,250	728	166	23
8	SIKKIM	1,200	700	714	102
9	TAMIL NADU	20,000	11,662	21,307	183
10	TRIPURA	2,380	1,388	1,221	88
<i>Grand Total</i>		2,33,711	1,36,316	70,959	52

Very Good:(90% or above of targets)

SIKKIM, TAMIL NADU

Good:(Between 80% to 90% targets)

TRIPURA

Poor:(Below 80% of targets)

ASSAM, CHHATISGARH, DELHI, GUJARAT, KARNATAKA, MAHARASHTRA, MEGHALAYA

Afforestation (Public and Forest Lands)

Area Covered under Plantation

% Achievement of Target
During April-October, 2009

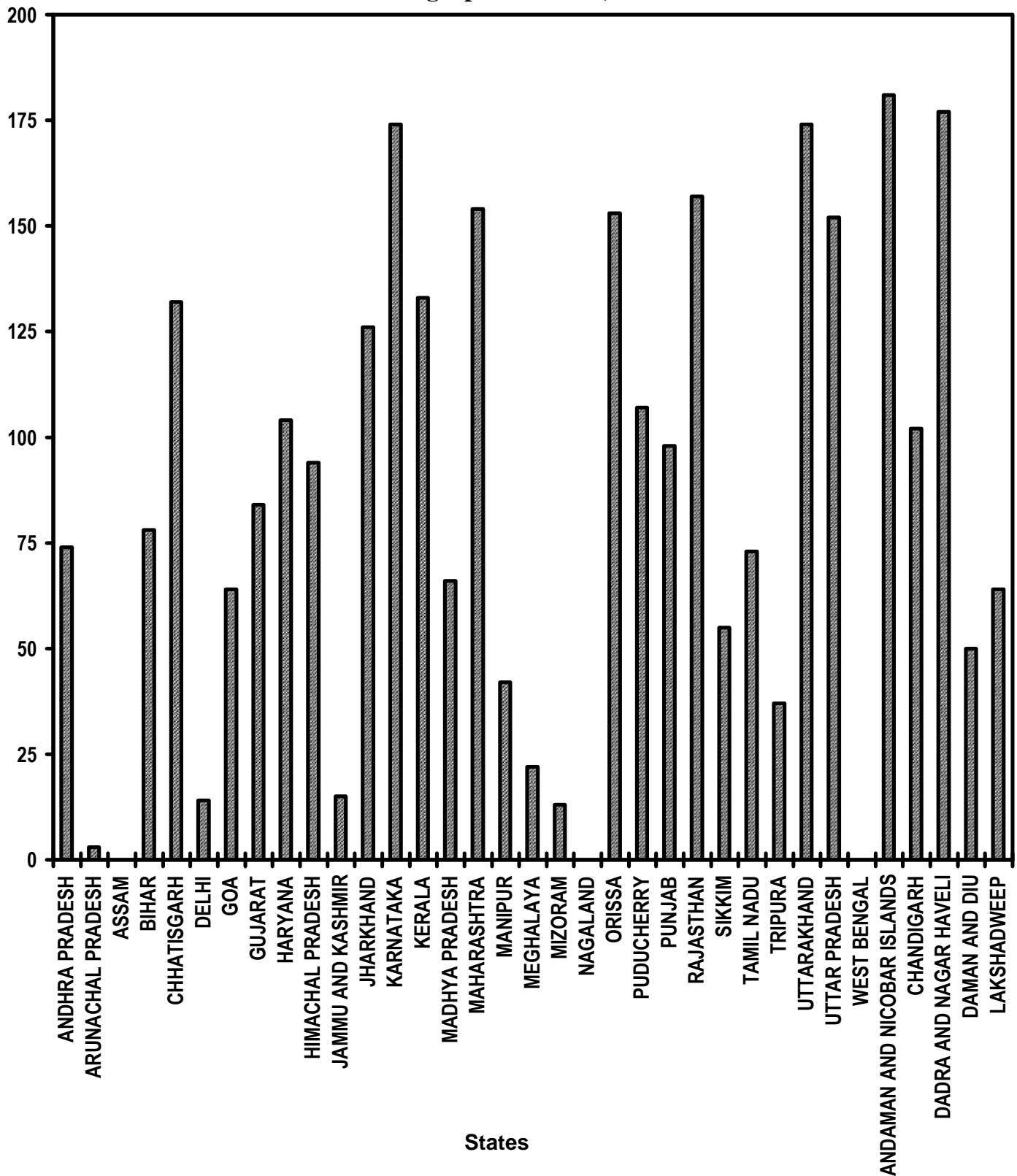


Table - 16(A)

Afforestation (Public and Forest Lands)
Area Covered under Plantation
 (Unit: Hectares)

Sl. No.	State/UT Name	Target		Achievement April,2009- October,2009	Percent Achievement April,2009- October,2009
		2009-2010	April,2009- October,2009		
(1)	(2)	(3)	(4)	(5)	(5)/(4)
1	ANDHRA PRADESH	3,00,000	1,75,000	1,28,794	74
2	ARUNACHAL PRADESH	10,000	5,831	188	3
3	ASSAM	18,000	10,500	0	0
4	BIHAR	30,000	17,500	13,578	78
5	CHHATISGARH	75,000	43,750	57,703	132
6	DELHI	900	525	76	14
7	GOA	1,000	581	371	64
8	GUJARAT	2,00,000	1,16,666	97,770	84
9	HARYANA	30,000	17,500	18,238	104
10	HIMACHAL PRADESH	22,000	12,833	12,126	94
11	JAMMU AND KASHMIR	30,000	17,500	2,634	15
12	JHARKHAND	35,000	20,416	25,819	126
13	KARNATAKA	80,000	46,666	81,399	174
14	KERALA	10,000	5,833	7,768	133
15	MADHYA PRADESH	2,60,000	1,51,666	1,00,315	66
16	MAHARASHTRA	1,50,000	87,500	1,34,636	154
17	MANIPUR	10,000	5,833	2,428	42
18	MEGHALAYA	6,500	3,791	851	22
19	MIZORAM	10,000	5,833	783	13
20	NAGALAND	10,000	5,833	0	0
21	ORISSA	1,20,000	70,000	1,07,336	153
22	PUDUCHERRY	50	28	30	107
23	PUNJAB	18,000	10,500	10,295	98
24	RAJASTHAN	1,00,000	58,333	91,768	157
25	SIKKIM	25,000	14,583	8,006	55
26	TAMIL NADU	60,000	35,000	25,706	73
27	TRIPURA	15,000	8,750	3,197	37
28	UTTARAKHAND	25,000	14,583	25,428	174
29	UTTAR PRADESH	1,00,000	58,333	88,565	152
30	WEST BENGAL	60,000	35,000	0	0
31	ANDAMAN AND NICOBAR ISLANDS	1,000	583	1,058	181
32	CHANDIGARH	300	175	179	102
33	DADRA AND NAGAR HAVELI	200	116	205	177
34	DAMAN AND DIU	30	16	8	50
35	LAKSHADWEEP	20	11	7	64
Grand Total		18,13,000	10,57,568	10,47,265	99

Very Good:(90% or above of targets)

CHHATISGARH, HARYANA, HIMACHAL PRADESH, JHARKHAND, KARNATAKA, KERALA, MAHARASHTRA, ORISSA, PUDUCHERRY, PUNJAB, RAJASTHAN, UTTARAKHAND, UTTAR PRADESH, ANDAMAN AND NICOBAR ISLANDS, CHANDIGARH, DADRA AND NAGAR HAVELI

Good:(Between 80% to 90% targets)

GUJARAT

Poor:(Below 80% of targets)

ANDHRA PRADESH, ARUNACHAL PRADESH, ASSAM, BIHAR, DELHI, GOA, JAMMU AND KASHMIR, MADHYA PRADESH, MANIPUR, MEGHALAYA, MIZORAM, NAGALAND, SIKKIM, TAMIL NADU, TRIPURA, WEST BENGAL, DAMAN AND DIU, LAKSHADWEEP

Afforestation (Public and Forest Lands)

Seedlings planted

% Achievement of Target
During April-October, 2009

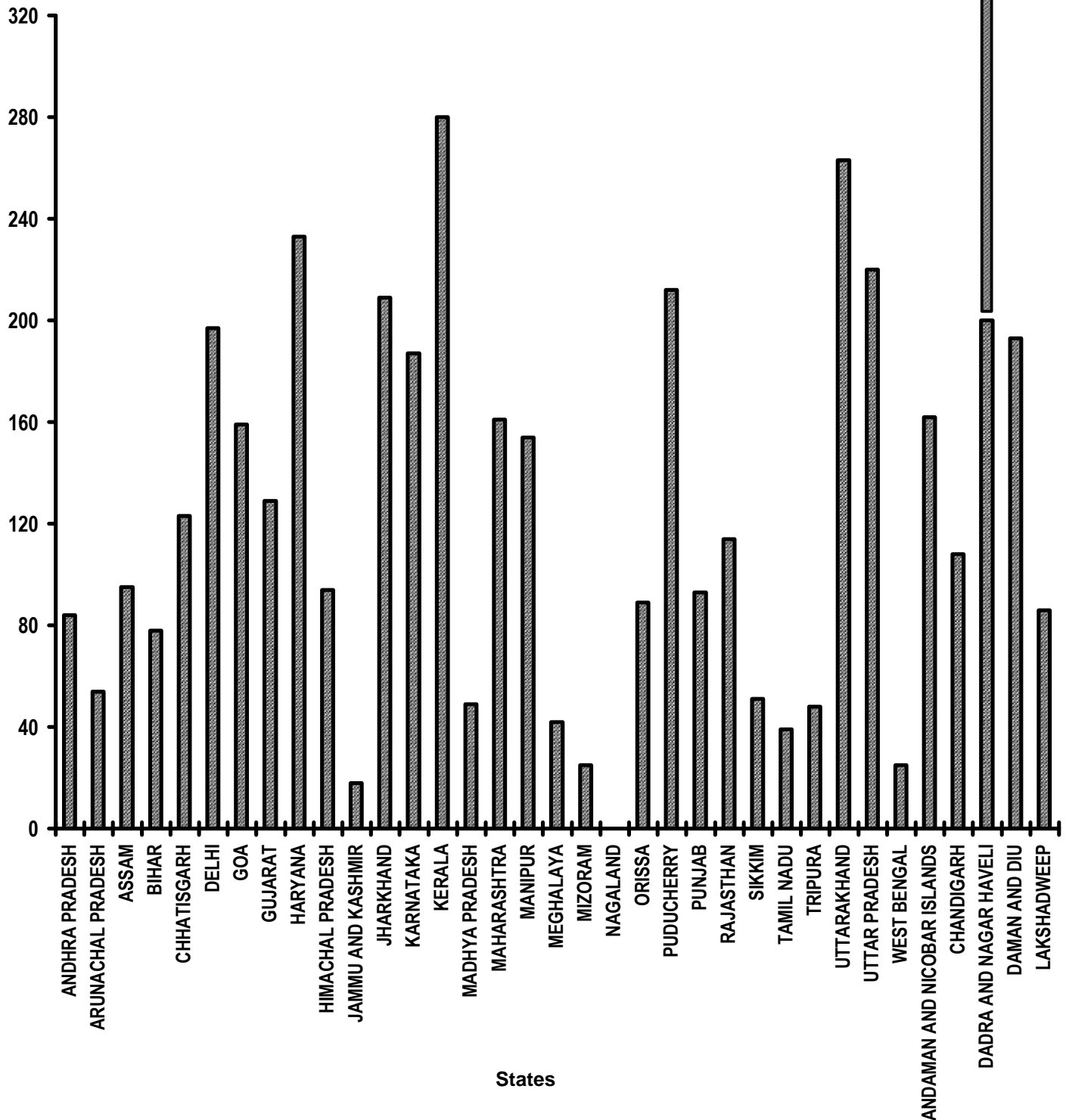


Table - 16(B)

Afforestation (Public and Forest Lands)
Seedlings planted
(Unit: Number)

Sl. No.	State/UT Name	Target		Achievement April,2009- October,2009	Percent Achievement April,2009- October,2009 (5)/(4)
		2009-2010	April,2009- October,2009		
(1)	(2)	(3)	(4)	(5)	(5)/(4)
1	ANDHRA PRADESH	19,50,00,000	11,37,50,000	9,51,58,720	84
2	ARUNACHAL PRADESH	65,00,000	37,91,666	20,48,021	54
3	ASSAM	1,17,00,000	68,25,000	64,50,000	95
4	BIHAR	1,95,00,000	1,13,75,000	88,25,000	78
5	CHHATISGARH	4,87,50,000	2,84,37,500	3,49,86,000	123
6	DELHI	5,85,000	3,41,250	6,73,000	197
7	GOA	6,50,000	3,79,166	6,02,000	159
8	GUJARAT	13,00,00,000	7,58,33,333	9,74,68,000	129
9	HARYANA	1,95,00,000	1,13,75,000	2,64,95,000	233
10	HIMACHAL PRADESH	1,43,00,000	83,41,666	78,82,000	94
11	JAMMU AND KASHMIR	1,95,00,000	1,13,75,000	19,94,000	18
12	JHARKHAND	2,27,50,000	1,32,70,833	2,77,05,446	209
13	KARNATAKA	5,20,00,000	3,03,33,333	5,67,02,000	187
14	KERALA	65,00,000	37,91,666	1,06,09,063	280
15	MADHYA PRADESH	16,90,00,000	9,85,83,333	4,84,69,000	49
16	MAHARASHTRA	9,75,00,000	5,68,75,000	9,16,70,600	161
17	MANIPUR	65,00,000	37,91,666	58,38,500	154
18	MEGHALAYA	42,25,000	24,64,583	10,44,138	42
19	MIZORAM	65,00,000	37,91,666	9,29,060	25
20	NAGALAND	65,00,000	37,91,666	0	0
21	ORISSA	7,80,00,000	4,55,00,000	4,04,45,000	89
22	PUDUCHERRY	33,000	19,250	40,900	212
23	PUNJAB	1,17,00,000	68,25,000	63,67,000	93
24	RAJASTHAN	6,50,00,000	3,79,16,666	4,31,80,000	114
25	SIKKIM	1,62,50,000	94,79,166	48,58,000	51
26	TAMIL NADU	3,90,00,000	2,27,50,000	89,33,603	39
27	TRIPURA	97,50,000	56,87,500	27,47,000	48
28	UTTARAKHAND	1,62,50,000	94,79,166	2,48,98,000	263
29	UTTAR PRADESH	6,50,00,000	3,79,16,666	8,35,87,073	220
30	WEST BENGAL	3,90,00,000	2,27,50,000	57,34,000	25
31	ANDAMAN AND NICOBAR ISLANDS	6,50,000	3,79,166	6,14,857	162
32	CHANDIGARH	1,95,000	1,13,750	1,23,093	108
33	DADRA AND NAGAR HAVELI	1,30,000	75,833	4,21,000	555
34	DAMAN AND DIU	20,000	11,666	22,520	193
35	LAKSHADWEEP	13,000	7,583	6,532	86
Grand Total		1,17,84,51,000	68,74,29,739	74,75,28,126	109

Very Good:(90% or above of targets)

ASSAM, CHHATISGARH, DELHI, GOA, GUJARAT, HARYANA, HIMACHAL PRADESH, JHARKHAND, KARNATAKA, KERALA, MAHARASHTRA, MANIPUR, PUDUCHERRY, PUNJAB, RAJASTHAN, UTTARAKHAND, UTTAR PRADESH, ANDAMAN AND NICOBAR ISLANDS, CHANDIGARH, DADRA AND NAGAR HAVELI, DAMAN AND DIU

Good:(Between 80% to 90% targets)

ANDHRA PRADESH, ORISSA, LAKSHADWEEP

Poor:(Below 80% of targets)

ARUNACHAL PRADESH, BIHAR, JAMMU AND KASHMIR, MADHYA PRADESH, MEGHALAYA, MIZORAM, NAGALAND, SIKKIM, TAMIL NADU, TRIPURA, WEST BENGAL

Rural Roads - PMGSY

Length of Road Constructed

% Achievement of Target

During April-October, 2009

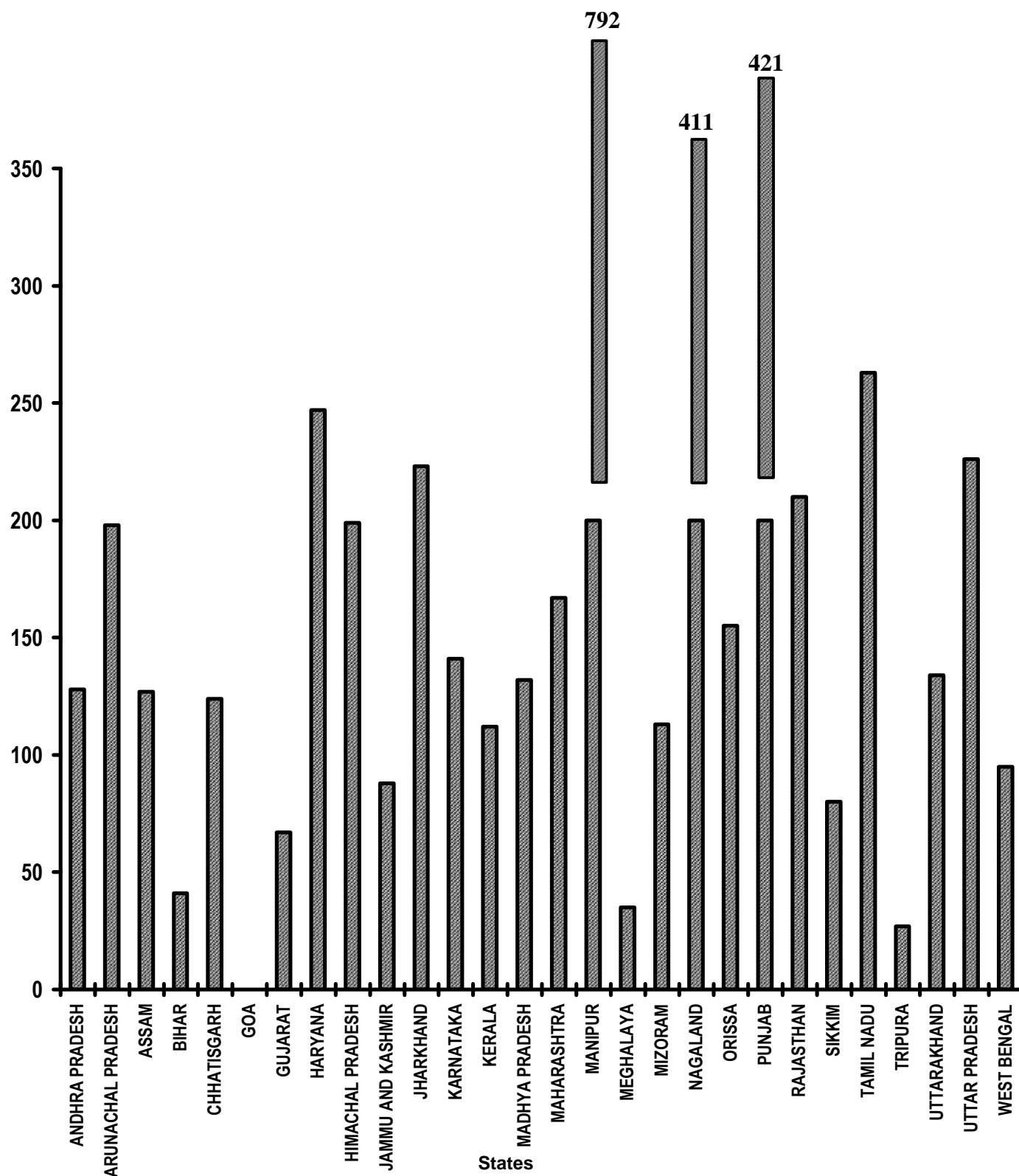


Table - 17

Rural Roads - PMGSY
Length of Road Constructed
 (Unit: Kilometer)

Sl. No.	State/UT Name	Target		Achievement April,2009- October,2009	Percent Achievement April,2009- October,2009
		2009-2010	April,2009- October,2009		
(1)	(2)	(3)	(4)	(5)	(5)/(4)
1	ANDHRA PRADESH	2,980	921	1,182	128
2	ARUNACHAL PRADESH	500	154	305	198
3	ASSAM	2,585	799	1018*	127
4	BIHAR	5,200	1,607	661*	41
5	CHHATISGARH	3,500	1,082	1,341	124
6	GOA	-	-	0	-
7	GUJARAT	1,500	463	310	67
8	HARYANA	700	217	535	247
9	HIMACHAL PRADESH	1,500	463	923	199
10	JAMMU AND KASHMIR	1,450	449	396	88
11	JHARKHAND	1,950	603	1,345	223
12	KARNATAKA	2,600	803	1,134	141
13	KERALA	300	93	104	112
14	MADHYA PRADESH	8,000	2,473	3,268	132
15	MAHARASHTRA	2,950	912	1,527	167
16	MANIPUR	200	61	483	792
17	MEGHALAYA	100	31	11	35
18	MIZORAM	200	62	70	113
19	NAGALAND	150	47	193*	411
20	ORISSA	2,980	920	1,430	155
21	PUNJAB	365	112	472	421
22	RAJASTHAN	3,750	1,160	2,436	210
23	SIKKIM	300	93	74	80
24	TAMIL NADU	1,170	361	948	263
25	TRIPURA	800	247	67	27
26	UTTARAKHAND	700	217	291	134
27	UTTAR PRADESH	6,850	2,117	4,794	226
28	WEST BENGAL	1,720	532	504	95
Grand Total		55,000	16,999	25,822	152

Very Good:(90% or above of targets)

ANDHRA PRADESH, ARUNACHAL PRADESH, ASSAM, CHHATISGARH, HARYANA, HIMACHAL PRADESH, JHARKHAND, KARNATAKA, KERALA, MADHYA PRADESH, MAHARASHTRA, MANIPUR, MIZORAM, NAGALAND, ORISSA, PUNJAB, RAJASTHAN, TAMIL NADU, UTTARAKHAND, UTTAR PRADESH, WEST BENGAL

Good:(Between 80% to 90% targets)

JAMMU AND KASHMIR, SIKKIM

Poor:(Below 80% of targets)

BIHAR, GUJARAT, MEGHALAYA, TRIPURA

* Figures furnished by Ministry of Rural Development

Rajiv Gandhi Grameen Vidyutikaran Yojana

Villages electrified
% Achievement of Target
During April-October, 2009

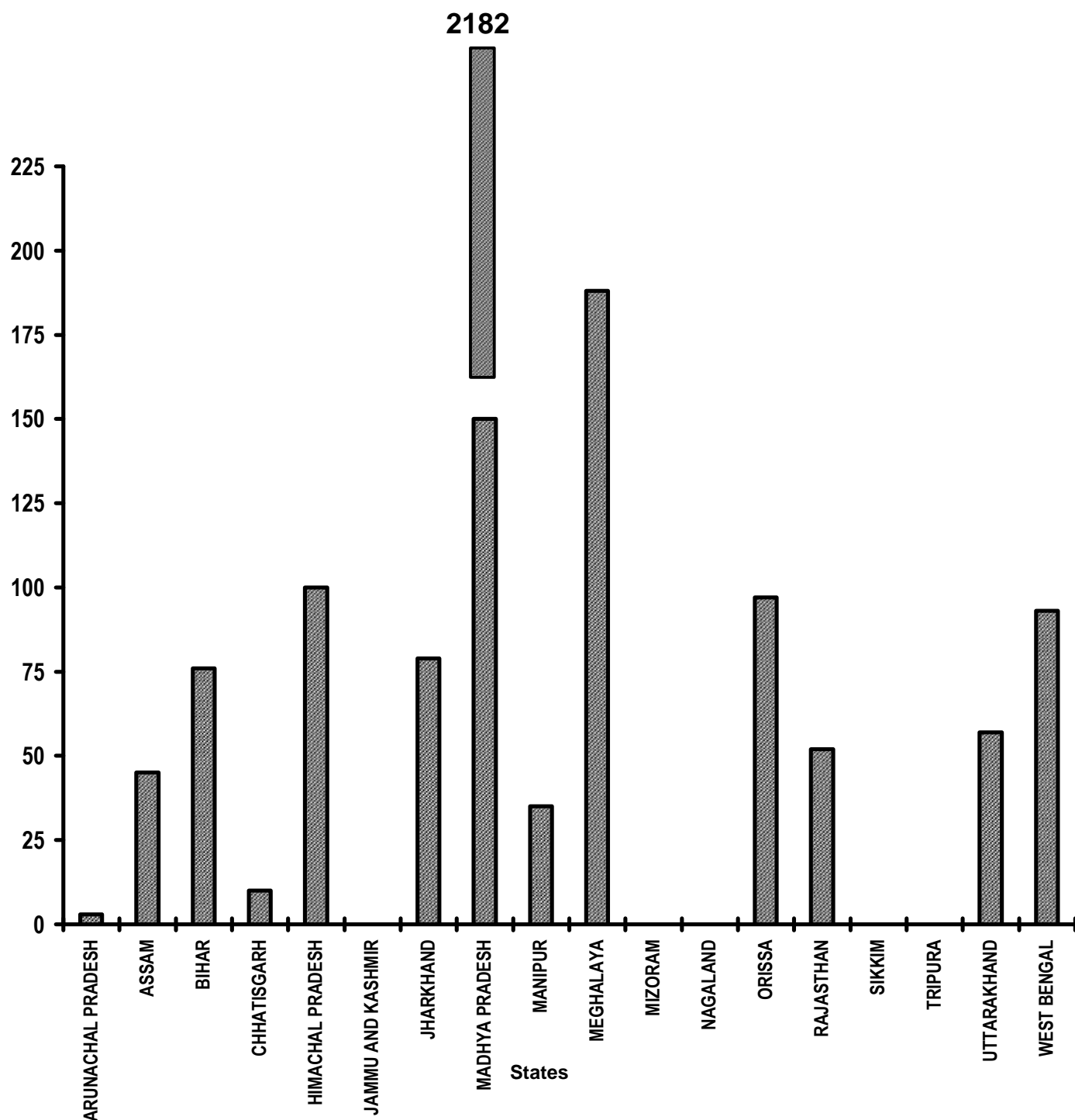


Table - 18

Rajiv Gandhi Grameen Vidyutikaran Yojana
Villages electrified
 (Unit: Number)

Sl. No.	State/UT Name	Target		Achievement April,2009- October,2009	Percent Achievement April,2009- October,2009
		2009-2010	April,2009- October,2009		
(1)	(2)	(3)	(4)	(5)	(5)/(4)
1	ARUNACHAL PRADESH	300	175	6	3
2	ASSAM	1,117	651	293	45
3	BIHAR	2,748	1,603	1,225	76
4	CHHATISGARH	85	49	5	10
5	HIMACHAL PRADESH	3	1	1	100
6	JAMMU AND KASHMIR	38	21	0	0
7	JHARKHAND	8,250	4,811	3,794	79
8	MADHYA PRADESH	45	28	611	2,182
9	MANIPUR	150	86	30	35
10	MEGHALAYA	30	16	30	188
11	MIZORAM	60	35	0	0
12	NAGALAND	10	7	0	0
13	ORISSA	5,178	3,019	2,927	97
14	RAJASTHAN	611	356	186	52
15	SIKKIM	8	7	0	0
16	TRIPURA	31	16	0	0
17	UTTARAKHAND	50	28	16	57
18	WEST BENGAL	286	166	154	93
<i>Grand Total</i>		19,000	11,075	9,278	84

Very Good:(90% or above of targets)

HIMACHAL PRADESH, MADHYA PRADESH, MEGHALAYA, ORISSA, WEST BENGAL

Poor:(Below 80% of targets)

ARUNACHAL PRADESH, ASSAM, BIHAR, CHHATISGARH, JAMMU AND KASHMIR, JHARKHAND, MANIPUR, MIZORAM, NAGALAND, RAJASTHAN, SIKKIM, TRIPURA, UTTARAKHAND

Energising Pump sets

Pumps sets energized

% Achievement of Target

During April-October, 2009

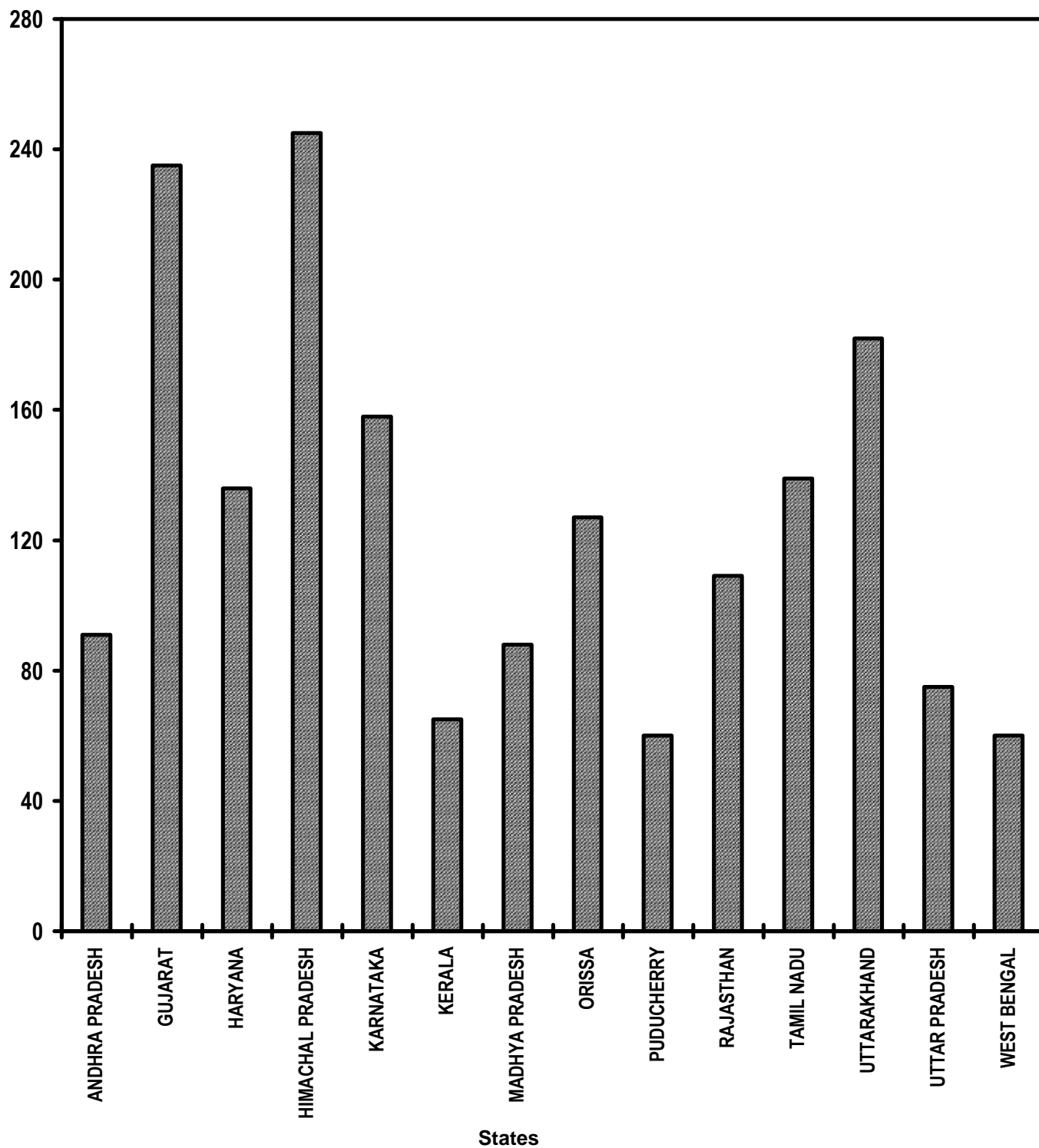


Table - 19

Energising pump sets
Pumps sets energized
 (Unit: Number)

Sl. No.	State/UT Name	Target		Achievement April,2009- October,2009	Percent Achievement April,2009- October,2009
		2009-2010	April,2009- October,2009		
(1)	(2)	(3)	(4)	(5)	(5)/(4)
1	ANDHRA PRADESH	50,000	29,166	26,637	91
2	GUJARAT	16,000	9,331	21,923	235
3	HARYANA	16,200	9,450	12,880	136
4	HIMACHAL PRADESH	657	383	939	245
5	KARNATAKA	18,000	10,500	16,591	158
6	KERALA	12,000	7,000	4,546	65
7	MADHYA PRADESH	10,806	6,301	5,538	88
8	ORISSA	1,600	933	1,189	127
9	PUDUCHERRY	35	20	12	60
10	RAJASTHAN	45,000	26,250	28,557	109
11	TAMIL NADU	17,300	10,090	13,996	139
12	UTTARAKHAND	350	203	369	182
13	UTTAR PRADESH	22,000	12,833	9,637	75
14	WEST BENGAL	646	376	227	60
Grand Total		2,10,594	1,22,836	1,43,041	116

Very Good:(90% or above of targets)

ANDHRA PRADESH, GUJARAT, HARYANA, HIMACHAL PRADESH, KARNATAKA, ORISSA, RAJASTHAN, TAMIL NADU, UTTARAKHAND

Good:(Between 80% to 90% targets)

MADHYA PRADESH

Poor:(Below 80% of targets)

KERALA, PUDUCHERRY, UTTAR PRADESH, WEST BENGAL

Supply of Electricity

Electricity supplied

% Achievement of Target

During April-October, 2009

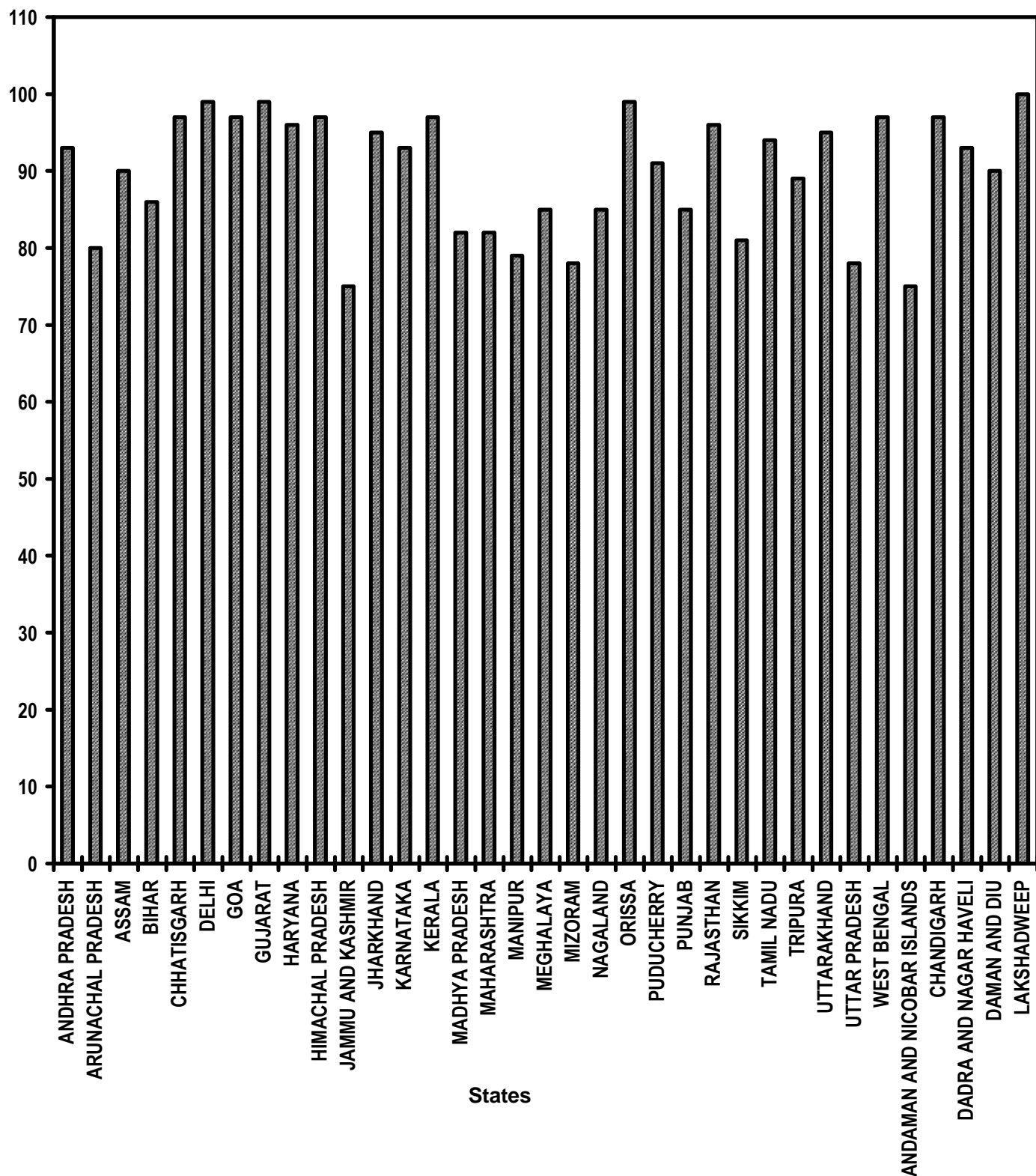


Table - 20

Supply of Electricity

Sl. State/UT No. Name		Electricity demanded (Million Units) April,2009- October,2009	Electricity supplied (Million Units) April,2009- October,2009	Shortage observed (Million Units) April,2009- October,2009	Percentage of Electricity Supplied
(1)	(2)	(3)	(4)	(5)	(6)
1	ANDHRA PRADESH	45,475	42,227	3,248	93
2	ARUNACHAL PRADESH	230	183	47	80
3	ASSAM	3,145	2,828	317	90
4	BIHAR	6,871	5,875	996	86
5	CHHATISGARH	7,555	7,344	211	97
6	DELHI	16,060	15,913	147	99
7	GOA	1,756	1,704	52	97
8	GUJARAT	39,583	38,997	586	99
9	HARYANA	21,098	20,219	879	96
10	HIMACHAL PRADESH	3,955	3,824	131	97
11	JAMMU AND KASHMIR	7,343	5,486	1,857	75
12	JHARKHAND	3,314	3,136	178	95
13	KARNATAKA	25,078	23,335	1,743	93
14	KERALA	10,047	9,753	294	97
15	MADHYA PRADESH	22,893	18,706	4,187	82
16	MAHARASHTRA	71,031	58,571	12,460	82
17	MANIPUR	292	230	62	79
18	MEGHALAYA	900	761	139	85
19	MIZORAM	201	157	44	78
20	NAGALAND	303	257	46	85
21	ORISSA	12,610	12,471	139	99
22	PUDUCHERRY	1,277	1,164	113	91
23	PUNJAB	30,961	26,268	4,693	85
24	RAJASTHAN	24,074	23,139	935	96
25	SIKKIM	206	166	40	81
26	TAMIL NADU	45,223	42,658	2,565	94
27	TRIPURA	532	472	60	89
28	UTTARAKHAND	5,167	4,932	235	95
29	UTTAR PRADESH	45,488	35,276	10,212	78
30	WEST BENGAL	20,482	19,847	635	97
31	ANDAMAN AND NICOBAR ISLANDS	140	105	35	75
32	CHANDIGARH	1,034	1,003	31	97
33	DADRA AND NAGAR HAVELI	2,304	2,151	153	93
34	DAMAN AND DIU	1,142	1,027	115	90
35	LAKSHADWEEP	14	14	0	100
Grand Total		4,77,784	4,30,199	47,585	90

Very Good:(90% or above of targets)

ANDHRA PRADESH, ASSAM, CHHATISGARH, DELHI, GOA, GUJARAT, HARYANA, HIMACHAL PRADESH, JHARKHAND, KARNATAKA, KERALA, ORISSA, PUDUCHERRY, RAJASTHAN, TAMIL NADU, UTTARAKHAND, WEST BENGAL, CHANDIGARH, DADRA AND NAGAR HAVELI, DAMAN AND DIU, LAKSHADWEEP

Good:(Between 80% to 90% targets)

ARUNACHAL PRADESH, BIHAR, MADHYA PRADESH, MAHARASHTRA, MEGHALAYA, NAGALAND, PUNJAB, SIKKIM, TRIPURA

Poor:(Below 80% of targets)

JAMMU AND KASHMIR, MANIPUR, MIZORAM, UTTAR PRADESH, ANDAMAN AND NICOBAR ISLANDS

LIST OF ITEMS COVERED UNDER (TPP) - 2006

Point No.	Item No.	Name of the Points/Items
I.		Garibi Hatao [Poverty Eradication]
		Rural Areas
	1.	Employment generation under the National Rural Employment Guarantee Act
	2.	Swaranjayanti Gram Swarojgar Yojana
	3.	Rural Business Hubs in Partnership with Panchayats
	4.	Self help Groups
		Urban Areas
	5.	Swaranjayanti Shehary Rojgar Yojana
II.		Jan Shakti (Power to People)
	6.	Local Self Government (Panchayati Raj and Urban Local Bodies) <ul style="list-style-type: none"> - Activity Mapping for devolution of functions - Budget Flow of Funds - Assignment of Functionaries
	7.	Quick and Inexpensive Justice – Gram Nyayalayas and Nyaya Panchayats.
	8.	District Planning Committees.
III.		Kisan Mitra [Support to Farmers]
	9.	Water shed development
	10.	Marketing and infrastructural support to farmers
	11.	Irrigation facilities (including minor and micro irrigation) for agriculture
	12.	Credit to farmers
	13.	Distribution of waste land to the landless
IV.		Shramik Kalyan [Labour Welfare]
	14.	Social Security for Agricultural and Unorganised Labour
	15.	Minimum Wages Enforcement (including Farm Labour)
	16.	Prevention of Child Labour
	17.	Welfare of Women Labour
V.		Khadya Suraksha [Food Security]
	18.	Food Security: <ul style="list-style-type: none"> (i) Targeted Public Distribution system, (ii) Antyodaya Anna Yojana, (iii) Establishing Grain banks in chronically food scarcity areas
VI.		Subke Liye Aawas [Housing for All]
	19	Rural Housing - Indira Awas Yojana
	20.	EWS/LIG Houses in Urban Areas

Contd.....

Point No.	Item No.	Name of the Points/Items
VII.		Shudh Peya Jal [Clean Drinking Water]
	21.	Rural Areas. - Accelerated Rural Water Supply Programme
	22.	Urban Areas: - Accelerated Urban Water Supply Programme
VIII.		Jan Jan Ka Swasthya [Health for All]
	23.	Control and prevention of major diseases: (a) HIV/AIDS (b) TB (c) Malaria (d) Leprosy (e) Blindness
	24.	National Rural Health Mission
	25.	Immunisation of Children
	26.	Sanitation Programme in - Rural Areas - Urban areas
	27.	Institutional Delivery
	28.	Prevention of Female Foeticide
	29.	Supplementary nutrition for Mothers and Children
	30.	Two Child norms
IX.		Sabke Liye Shiksha [Education for All]
	31.	Sarv Shiksha Abhiyan
	32.	Mid Day Meal Scheme - Compulsory Elementary Education
X.		Anusuchit Jaati, Jan Jaati, Alp-sankhyak evam Anya Pichhra Varg Kalyan [Welfare of Scheduled Castes, Scheduled Tribes, Minorities and OBCs]
	33.	SC Families Assisted
	34.	Rehabilitation of Scavengers
	35.	ST Families Assisted
	36.	Rights of Forest dwellers – Owners of minor forest produce
	37.	Particularly Vulnerable Tribal Groups (PTGs)
	38.	No alienation of Tribal lands
	39.	Implementation of Panchayats (Extension to Scheduled Areas) Act [PESA]
	40.	Welfare of Minorities
	41.	Professional education among all minority communities
	42.	Reservation of OBCs in - Education - Employment
XI.		Mahila Kalyan [Women Welfare]
	43.	Financial Assistance for Women Welfare
	44.	Improved participation of women in (a) Panchayats (b) Municipalities (c) State Legislatures (d) Parliament

Contd.....

Point No.	Item No.	Name of the Points/Items
XII.		Bal Kalyan (Child Welfare)
	45.	Universalisation of ICDS Scheme
	46.	Functional Anganwadis
XIII.		Yuva Vikas [Youth Development]
	47.	Sports for all in Rural and Urban areas
	48.	Rashtriya Sadbhavana Yojana
	49.	National Service Scheme
XIV.		Basti Sudhar [Improvement of Slums]
	50.	Number of Urban poor families assisted under seven point charter viz. land tenure, housing at affordable cost, water, sanitation, health, education, and social security.
XV.		Paryavaran Sanrakshan evam Van Vridhi [Environment Protection and Afforestation]
	51.	Afforestation (a) Area Covered under Plantation on - Public and Forest Lands (b) Number of Seedlings planted on -Public and Forest Lands
	52.	Prevention of pollution of Rivers and water bodies
	53.	Solid and liquid waste management in - Rural Areas - Urban Areas
XVI.		Samajik Suraksha [Social Security]
	54.	Rehabilitation of handicapped and orphans.
	55.	Welfare of the aged
XVII.		Grameen Sadak [Rural Roads]
	56.	Rural Roads - PMGSY
XVIII.		Grameen Oorja [Energization of Rural Area]
	57.	Bio-diesel Production
	58.	Rajiv Gandhi Grameen Vidyutikaran Yojana
	59.	Renewable Energy
	60.	Energising Pump sets
	61.	Supply of Electricity
	62.	Supply of Kerosene and LPG
XIX.		Pichhara Kshetra Vikas [Development of Backward Areas]
	63.	Backward Regions Grants Fund
XX.		e- Shasan [IT enabled e-Governance]
	64.	Central and State Governments
	65.	Panchayats and Municipalities

ABBREVIATIONS USED

AAY	Antyodaya Anna Yojana
ARWSP	Accelerated Rural Water Supply Programme
DDRS	Deen Dayal Rehabilitation Scheme
EWS	Economically Weaker Section
IAY	Indira Awaas Yojana
ICDS	Integrated Child Development Scheme
LIG	Low Income Group
MWE	Minimum Wages Enforcement
NC	Not Covered
NREGS	National Rural Employment Guarantee Scheme
PC	Partially Covered
PMGSY	Prime Minister Grameen Sadak Yojana
SC	Scheduled Caste
RGGVY	Rajiv Gandhi Grameen Vidyutikaran Yojana
SGRY	Sampoorna Grameen Rojgar yojana
SGSY	Swaranjayanati Gram Swarojgar Yojana
SHG	Self Help Groups
ST	Scheduled Tribe
TPDS	Targeted Public Distribution system