

**TWENTY POINT PROGRAMME-2006**  
**PROGRESS REPORT**  
**FOR**  
**APRIL-DECEMBER, 2009**



**GOVERNMENT OF INDIA**  
**MINISTRY OF STATISTICS AND PROGRAMME IMPLEMENTATION**  
**SARDAR PATEL BHAWAN, SANSAD MARG,**  
**NEW DELHI-110 001**

**Website: [www.mospi.gov.in](http://www.mospi.gov.in)**

# CONTENTS

		Page No.
I.	Introduction	i
II.	List of Twenty Points	ii
III.	List of Monthly Monitored Items	iii
IV.	List of items identified tentatively for ranking	iv
V.	Status of receipt of targets for Monthly Monitored items	v
VI.	List of items under TPP-2006 yet to be operationalised	viii

## PART-I Overall Performance Analysis

VII.	Progress Report	1
VIII.	Highlights	2
	Table - A - All India Performance	6
	Table- B - State Wise Performance	7
	Table- C - State Wise and Item Wise Performance	12
	Table- D – Score Card and Ranking of States	21

## PART- II Performance Tables

Table No.	Description of Item	
1	Employment Generation - NREG Scheme	24
2 A)	Swaranjayanti Gram Swarajgar Yojana (SGSY)	25
2(B)	SC, ST, Women and Disabled Swarozgaries Assisted under SGSY	27
3(A)	SHGs Formed under SGSY	28
3(B)	SHGs to whom income generating activities provided	29
4(A)	Distribution of Waste Land to the Landless	31
4(B)	Waste Land Distributed to SC, ST and others	32
5(A)	Minimum Wages Enforcement (Including Farm Labour)	33
	(i) Inspections made (ii) Irregularities detected	
	(iii) Irregularities rectified	
5(B)	Minimum Wages Enforcement (Including Farm Labour)	34
	(i) Claims Filed (ii) Claims Settled	
5(c)	Minimum Wages Enforcement (Including Farm Labour)	35
	(i) Prosecution cases pending (ii) Prosecution cases filed	
	(iii) Prosecution cases decided	
6(A)	<i>Food Security:</i> Targeted Public Distribution System (TPDS) for AAY, APL & BPL,	36
6(B)	<i>Food Security:</i> TPDS only for Antyodaya Anna Yojana (AAY)	38
6(C)	<i>Food Security:</i> TPDS only for Above Poverty Line (APL)	40
6(D)	<i>Food Security:</i> TPDS only for Below Poverty Line (BPL)	42

Contd...

<b>Table No.</b>	<b>Description of Item</b>	<b>Page No.</b>
7	Rural Housing - Indira Awaas Yojana (IAY)	44
8	EWS/LIG Houses in Urban Areas	46
9(A)	Rural Areas - ARWSP Habitations (NC/PC) covered	48
9(B)	Slipped back habitations and habitations with water quality problem addressed- <i>ARWSP</i>	50
10	Sanitation Programme in Rural Areas	52
11	Institutional Delivery	53
12	SC Families Assisted	54
13	Universalization of ICDS Scheme	56
14	Functional Anganwadis	58
15	No. of Urban Poor Families Assisted under Seven Point Charter	60
16(A)	Afforestation- Area Covered under Plantation- (Public and Forest Lands)	62
16(B)	<i>Afforestation</i> : Seedlings Planted – (Public and Forest Lands)	64
17	Rural Roads Constructed under (PMGSY)	66
18	Village Electrified under Rajiv Gandhi Grameen Vidyutikaran Yojana (RGGVY)	68
19	Energising Pump sets	70
20	Supply of Electricity	72
<b>Annexures</b>		
○	List of 65 items to be monitored under TPP-2006	Annexure – I 74-76
○	Abbreviations used	Annexure - II 77

# Twenty Point Programme – 2006

## An Introduction

The Twenty Point Programme (TPP) was launched by the Government of India in the year 1975 and restructured in 1982, 1986 and again in 2006. The restructured programme, known as Twenty Point Programme (TPP) – 2006, became operational with effect from 1<sup>st</sup> April, 2007. The Programme is meant to give a thrust to schemes relating to poverty alleviation, employment generation in rural areas, housing, education, family welfare & health, protection of environment and many other schemes having a bearing on the quality of life, especially in the rural areas.

2. The programmes and schemes under the TPP-2006 are in harmony with the priorities contained in the Millennium Development Goals (MDGs) of the United Nations and SAARC Social Charter. The original nomenclature, namely the Twenty Point Programme, which has been in existence for more than three decades and carries the stamp of familiarity among the people and administrative agencies, has been retained.

3. Twenty Point Programme (TPP) – 2006 originally consisted of 20 Points and 66 items being monitored individually by Central Nodal Ministries concerned. During 2007-08, out of 66 items, 22 items were monitored on monthly basis. From 1<sup>st</sup> April, 2008 *Sampoorna Grameen Rojgar Yojana* (SGRY) has been merged with another item namely “*National Rural Employment Guarantee Act*” therefore, SGRY has been dropped from the list of 66 items and only 65 items are now monitored under TPP-2006 since 2008-09. The list of 65 items is enclosed at *Annexure-I*.

4. Out of 65 items, 20 items (information in respect of 16 items is being collected from various States/ UTs and for remaining 4 items from the concerned Central Nodal Ministries) are being monitored on monthly basis during the period 2009-10. The remaining items under TPP-2006, are being monitored on annual basis as the information in respect of these items will be made available by the concerned Central Nodal Ministries only on annual basis. For the purpose of ranking, the performance of States on monthly basis in respect of 20 identified parameters have been evaluated.

5. Some of the schemes/programmes are yet to be operationalised by the Central Nodal Ministries concerned. These items will be monitored only after the schemes concerning them come into existence and their frequency of monitoring will be decided later. The details of such items are available on the page number (viii) of the report.

6. The monitoring mechanism for TPP-2006 has been widened by including block level monitoring in addition to District, State and Central level monitoring. Most of the States/Union Territories have constituted the block, district and state level monitoring committees. At the Centre, the progress of individual items is monitored and reviewed by the Departments/Ministries concerned. The Ministry of Statistics & Programme Implementation (MOSPI) monitors the Programme/ schemes covered under TPP-2006 on the basis of performance report received from State Government and central nodal Ministries. The Monitoring Guidelines of TPP-2006 issued to States/UTs are also available on the website of the Ministry ([www.mospi.gov.in](http://www.mospi.gov.in)).

# **Twenty Point Programme – 2006**

## **Twenty Points**

1. Garibi Hatao [Poverty Eradication]
2. Jan Shakti (Power to People)
3. Kisan Mitra [Support to Farmers]
4. Shramik Kalyan [Labour Welfare]
5. Khadya Suraksha [Food Security ]
6. Subke Liye Aawas [Housing for All]
7. Shudh Peya Jal [Clean Drinking Water]
8. Jan Jan Ka Swasthya [Health for All]
9. Sabke Liye Shiksha [Education for All]
10. Anusuchit Jaati, Jan Jaati, Alp-sankhyak evam Anya Pichhra Varg Kalyan [Welfare of Scheduled Castes, Scheduled Tribes, Minorities and OBCs]
11. Mahila Kalyan [Women Welfare]
12. Bal Kalyan [Child Welfare]
13. Yuva Vikas [Youth Development]
14. Basti Sudhar [Improvement of Slums]
15. Paryavaran Sanrakshan evam Van Vridhi [Environment Protection and Afforestation]
16. Samajik Suraksha [Social Security]
17. Grameen Sadak [Rural Roads]
18. Grameen Oorja [Energization of Rural Area]
19. Pichhara Kshetra Vikas [Development of Backward Areas]
20. e- Shasan [IT enabled e-Governance]

# Twenty Point Programme – 2006

## Monthly Monitored Items

1. Employment Generation under the National Rural Employment Guarantee Scheme
2. Swaranjayanti Gram Swarojgar Yojana (SGSY)
3. ***Self help Groups:***
  - (i) Self help Groups formed under SGSY
  - (ii) SHGs to whom income generating activities provided under SGSY
4. Distribution of Waste land to landless
5. Minimum Wages Enforcement (Including Farm Labour)
6. ***Food Security:***
  - (i) Targeted Public Distribution System (TPDS) for AAY, APL& BPL,
  - (ii) TPDS only for Antyodaya Anna Yojana (AAY)
  - (iii) TPDS only for Above Poverty Line (APL)
  - (iv) TPDS only for Below Poverty Line (BPL)
7. Rural Housing for Indira Awaas Yojana (IAY)
8. EWS/LIG Houses in Urban Areas
9. ***Rural Areas-*** Accelerated Rural Water Supply Programme (ARWSP)
  - (i) Habitations covered (NC &PC)
  - (ii) Slipped back habitations and habitations with water quality problems addressed
10. Sanitation Programme in Rural Areas
11. Institutional Delivery
12. SC Families Assisted
13. Universalisation of ICDS Scheme
14. Functional Anganwadis
15. Number of Urban poor families assisted under seven point charter viz. land tenure, housing at affordable cost, water, sanitation, health, education, and social security.
16. ***Afforestation:***
  - (a) Area Covered under Plantation on - Public and Forest Lands
  - (b) Number of Seedlings planted on -Public and Forest Lands
17. Rural Roads constructed under Prime Minister Grameen Sadak Yojana (PMGSY)
18. Village Electrified under Rajiv Gandhi Grameen Vidyutikaran Yojana (RGGVY)
19. Energising Pump sets
20. Supply of Electricity

# Twenty Point Programme – 2006

## Items identified for ranking

For the purpose of ranking the performance of States under TPP-2006 on monthly basis, the following 15 items & 20 Parameters have been identified.

Items	Parameters	Description of Item
1	1	Individual Swarozgaries Assisted under SGSY
2	2	SHGs to whom income generating activities provided under SGSY
3	-	<b>Food Security:</b>
	3	(i) Targeted Public Distribution System (TPDS) for AAY, APL & BPL,
	4	(ii) TPDS only for Antyodaya Anna Yojana (AAY)
	5	(iii) TPDS only for Above Poverty Line (APL)
	6	(iv) TPDS only for Below Poverty Line (BPL)
4	7	Rural Housing under Indira Awaas Yojana (IAY)
5	8	EWS/LIG Houses in Urban Areas
6	-	<b>Rural Areas:</b>
	9	(i) Accelerated Rural Water Supply Programme-Habitation covered (NC & PC)
	10	(ii) Slipped back habitations and habitation with water quality problems addressed - ARWSP
7	11	SC Family Assisted
8	12	Universalisation of ICDS Scheme
9	13	Functional Anganwadis
10.	14	Number of Urban poor families assisted under seven point charter viz. land tenure, housing at affordable cost, water, sanitation, health, education, and social security.
11	-	<b>Afforestation:</b>
	15	(i) Area Covered under Plantation on - Public and Forest Lands
	16	(ii) Number of Seedlings planted on - Public and Forest Lands
12	17	Rural Roads constructed under Prime Minister Grameen Sadak Yojana (PMGSY)
13	18	Village electrified under Rajiv Gandhi Grameen Vidyutikaran Yojana (RGGVY)
14	19	Energising Pump sets
15	20	Supply of Electricity

### Status of receipt of targets for Monthly Monitored items under TPP-2006

Sl. No.	Name of the item	Parameters/ indicators	Whether targetable / non targetable	Whether targets have been received	Nodal Ministry
1	Employment Generation under the National Rural Employment Guarantee Scheme	(i) No. of job card issued (ii) Employment generated (iii) Wages given	Non targetable	-	Ministry of Rural Development
2	Swaranjayanti Gram Swarojgar Yojana (SGSY)	<i>Individual Swarozgaries Assisted</i> (i) Total (ii) SC (iii) ST (iv) Women (v) Disabled person	Targetable	Yes	-do-
3	Self help Groups	SHGs under SGSY  - SHGs formed - SHGs to whom income generating activities provided	Non- targetable  Targetable	-  Yes	-do-  -do-
4	Distribution of waste land to the landless	Waste Land Distributed (i) Total (ii) SC (iii)ST (iv) Others	Non targetable	-	-do-
5	Rural Housing - Indira Awaas Yojana (IAY)	Houses Constructed	Targetable	Yes	-do-
6	Rural Areas - Accelerated Rural Water Supply Programme -(ARWSP)	(i) Habitations covered (NC/PC)  (ii) Slipped back Habitations and Habitations with water quality problem addressed	Targetable  Targetable	Yes Only for three States  Yes	-do-  -do-



Sl. No.	Name of the item	Parameters/ indicators	Whether targetable / non targetable	Whether targets have been received	Nodal Ministry
7	Sanitation Programme in Rural Areas	Individual Household latrines constructed	Non targetable	-	-do-
8	Rural Roads – PMGSY	Length of Road Constructed	Targetable	Yes	-do-
9.	<b>Minimum Wages Enforcement</b> (including Farm Labour)	(a)Agriculture and Farm workers (i) Inspections made (ii) Irregularities detected (iii) Irregularities rectified (iv) Claims filed (v) claims settled (vi) Prosecution cases pending (vii) Prosecution cases filed (viii) Prosecution cases decided (b) others	Non - targetable	-	Ministry of Labour & Employment
10.	<b>Food Security :</b> (i) Targeted Public Distribution System (AAY+APL+BPL) (ii) Antyodaya Anna Yojana (iii)Above Poverty Line (APL) (iv) Below Poverty Line (BPL)	Allocation of Food Grains to States/UTs  Allocation of Food Grains to States/UTs  Allocation of Food Grains to States/UTs Allocation of Food Grains to States/UTs	Targetable  -do- -do- -do-	Yes  Yes Yes Yes	Ministry of Consumer Affairs, Food & Public Distribution  -do- -do-
11.	Institutional Delivery	Delivery in Institutions	Non targetable	-	-do-
12.	SC Families Assisted	SC Families Assisted	Targetable	No	M/o Social Justice and Empowerment
13.	Universalisation of ICDS Scheme	ICDS Blocks Operational (Cumulative)	Targetable	Yes	Ministry of Women and Child Development
14.	Functional Anganwadis	Anganwadis Functional (cumulative)	Targetable	Yes	-do-

<b>Sl. No.</b>	<b>Name of the item</b>	<b>Parameters/ indicators</b>	<b>Whether targetable / non targetable</b>	<b>Whether targets have been received</b>	<b>Nodal Ministry</b>
<b>15.</b>	EWS/LIG Houses in Urban Areas	Houses Constructed	Targetable	Yes (Targets received in respect of only ten States)	M/o Housing and Urban Poverty Alleviation
<b>16.</b>	Number of Urban poor families assisted under seven point charter viz. land tenure, housing at affordable cost, water, sanitation, health, education, and social security.	Poor Families Assisted	Targetable	Yes	-do-
<b>17.</b>	<b>Afforestation:</b> (a) Area Covered under Plantation on - Public and Forest Lands  (b) Number of Seedlings planted on -Public and Forest Lands	(a) Area Covered under Plantation on - Public and Forest Lands  (b) Number of Seedlings planted on -Public and Forest Lands	Targetable  Targetable	Yes  Yes	Ministry of Environment and Forest  -do-
<b>18.</b>	Rajiv Gandhi Grameen Vidyutikaran Yojana (RGGVY)	Villages electrified	Targetable	Yes	Ministry of Power
<b>19.</b>	Energising Pump sets	Pumpsets Energised	Targetable	Yes	-do-
<b>20</b>	Supply of Electricity	Electricity demanded	Targetable	Yes	-do-

### **List of items where the concerned schemes are yet to be operationalised**

- (i) ***Quick and inexpensive justice–Gram Nyayalayas and Nyaya Panchayats:*** Ministry of Panchayati Raj is consulting Central Ministries and States/UT Governments regarding draft bill on Nyaya Panchayats.
- (ii) **Sports for all in Rural and Urban Areas:** The scheme titled “Nagar Palika Yuva Krida Aur Khel Abhiyan” for the development of sports infrastructure in urban areas is yet to be approved.

# **PART - I**

**TWENTY POINT PROGRAMME - 2006**

**OVERALL PERFORMANCE ANALYSIS**

# Twenty Point Programme-2006

## Progress Report –(April-December, 2009)

This monthly progress report of Twenty Point Programme-2006 consists of two parts: **Part-I** contains an analysis of the overall performance, whereas **Part-II** deals with item-wise performance.

2. The report is compiled on the basis of data received from the Central Nodal Ministries and State Governments/UT Administrations. The data is received either through web enabled software developed by National Informatics Centre (NIC) Cell in this Ministry or through Fax/e-mail/post. The processing of data has been done in association with NIC Cell.

3. The analysis for the period of **April-December, 2009** shows that the performance under **eleven items** has been **‘Very Good’** (90% or above the targets). These items are:

- (i) Individual Swarozgaries Assisted- SGSY
- (ii) Road Constructed under Prime Minister Grameen Sadak Yojana (PMGSY)
- (iii) Pumpsets Energised
- (iv) SHGs Provided Income Generating Activities under SGSY
- (v) Seedlings Planted (Public and Forest Lands)
- (vi) *Food Security*: Targeted Public Distribution System only for AAY
- (vii) *Food Security*: Targeted Public Distribution System only for BPL
- (viii) *Food Security*: Targeted Public Distribution System for APL, BPL & AAY
- (ix) ICDS Blocks Operational (Cum.)
- (x) Area Covered under Plantation (Public and Forest Lands) and
- (xi) Supply of Electricity

4. The performance of **four items** has been **‘Good’** (80% to 90% of target). These items are:

- (i) SC Families Assisted
- (ii) Village Electrified under Rajiv Gandhi Grameen Vidyutikaran Yojana (RGGVY)
- (iii) Anganwadis Functional (Cum.) and
- (iv) *Food Security*: Targeted Public Distribution System only for APL

5. The performance of **five items** has been **‘Poor’** (below 80% of target). These items are:

- (i) Houses constructed under EWS/LIG
- (ii) Houses Constructed under Indira Awaas Yojana (IAY)
- (iii) Urban Poor Families Assisted under Seven Point Charter
- (iv) Slipped back habitations and habitations with water quality problems addressed–ARWSP and
- (v) Habitations covered (NC and PC)- ARWSP

6. The item “*Sapoorna Gramin Rojgar Yojana (SGRY)*” has been merged with “*National Rural Employment Guarantee Scheme-NREGS*” with effect from 1<sup>st</sup> April, 2008. Some of items under TPP-2006 namely “*National Rural Employment Guarantee Scheme-NREGS*”, “*Self help Groups formed under SGSY*”, “*Sanitation Programme in Rural Areas*” and “*Institutional Delivery*” are demand driven where as no targets are assigned by concerned nodal Ministries for the items like “*Distribution of Wasteland to the landless*” & “*Minimum Wages Enforcement (including Farm Labour)*” as such all these items are being monitored on monthly basis without any targets. These items shall not be considered for the purpose of ranking. In order to monitor the performance of TPDS under *Food Security* in a more purpose full manner, two more parameters namely APL & BPL have been added besides existing parameters for monitoring on monthly basis. The items where monthly/quarterly/ annual targets have been provided by the Ministries concerned, monthly targets have been worked out on prorata basis.

7. MPR has not received from States of Jharkhand, Manipur and Nagaland despite of repeated reminders therefore the performance of States for the month of April-December, 2009 has been reported as ‘NIL’ in this MPR.

## HIGHLIGHTS

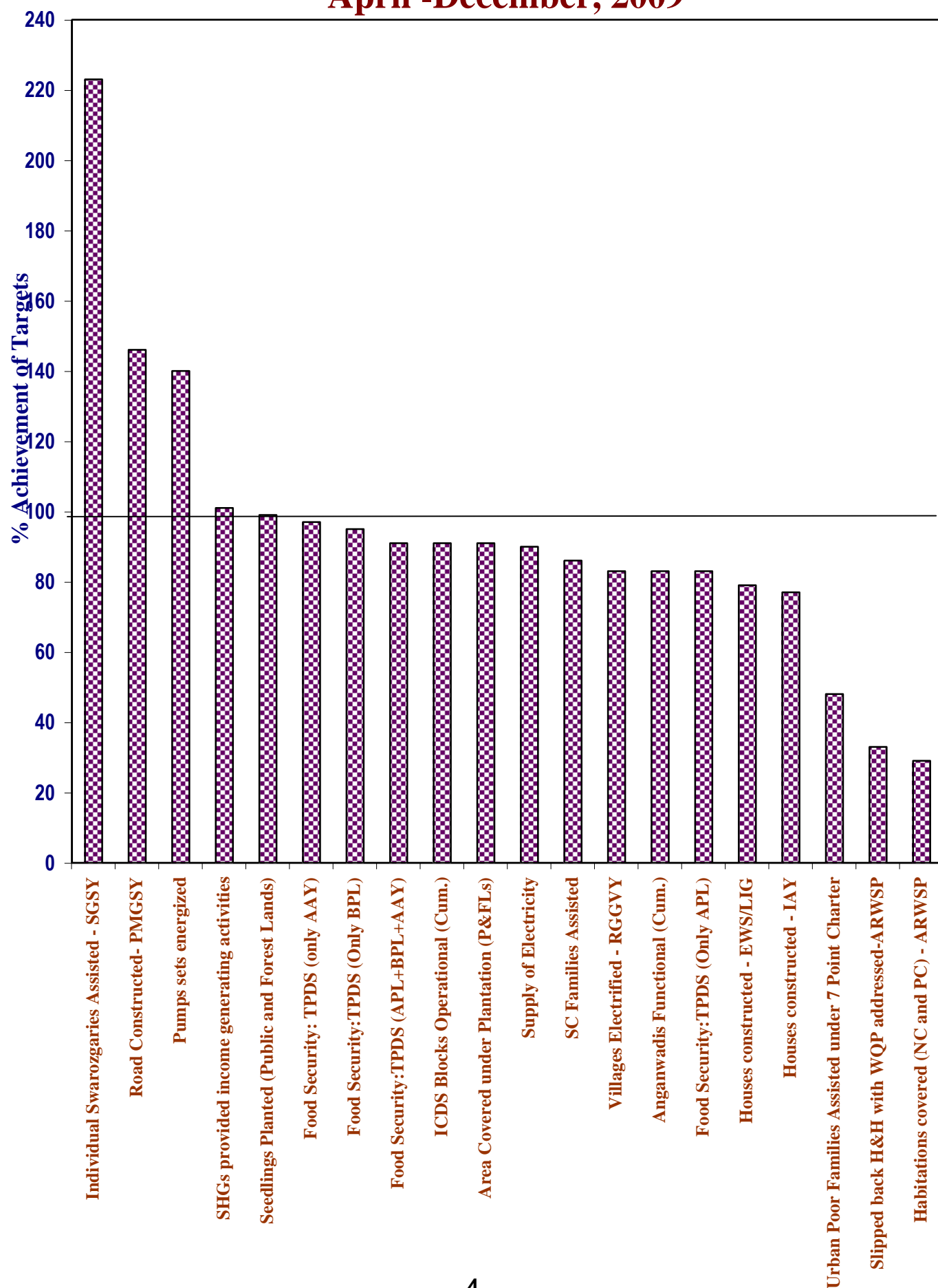
Sl. No.	Item	Achievement for April-December, 2009
<b>Employment Generated under NREGS.</b>		
1	No. of Job cards issued	105.63 lakh *
2	Employment generated	193.85 crore mandays
3	Wages given	Rs. 15984.44 crore
<b>Swaranjayanti Gram Swarozgar Yojana (SGSY)</b>		
4	No. of Individual Swarozgaries Assisted	3,90,093
<b>Self help Groups</b>		
5	No. of SHGs formed	2,67,684
6	No. of SHGs to whom income generating activities provided under SGSY	1,01,713
<b>Distribution of waste land to the landless</b>		
7	Land distributed	38,667 hectare
<b>Minimum Wages Enforcement (Including Farm Labour)</b>		
8	No. of Inspections made	91,752
9	No. of Irregularities detected	17,332
10	No. of Irregularities rectified	16,354
11	No. of Claims filed	2,478
12	No. of Claims settled	2,712
13	No. of Prosecution cases Pending	10,711
14	No. of Prosecution cases filed	15
15	No. of Prosecution cases decided	65
<b>Food Security: (i) TPDS (ii) AAY (iii) APL (iv) BPL</b>		
16	Food Security: Targeted Public Distribution System (TPDS)	322.17 lakh tones
17	Food Security: Antyodaya Anna Yojana (AAY)	74.09 lakh tones
18	Food Security: Above Poverty Line (APL)	123.65 lakh tones
19	Food Security: Below Poverty Line (BPL)	124.43 lakh tones
<b>Rural Housing-Indira Awaas Yojana</b>		
20	No. of Houses constructed	17,06,787
<b>EWS/LIG Houses in Urban Areas</b>		
21	No. of Houses constructed	94,098

Contd.....

<b>Sl. No.</b>	<b>Item</b>	<b>Achievement for April-December, 2009</b>
<b>Rural Areas. - Accelerated Rural Water Supply Programme</b>		
<b>22</b>	Habitations covered (NC and PC)	132
<b>23</b>	Slipped back habitations and habitations with water quality problems addressed-ARWSP	31,016
<b>Sanitation Programme in Rural Areas</b>		
<b>24</b>	No. of Individual household latrines constructed	72.05 lakh
<b>Institutional Delivery</b>		
<b>25</b>	No. of Deliveries in Institutions	112.15 lakh
<b>SC Families Assisted</b>		
<b>26</b>	No. of SC Families Assisted	30.91 lakh
<b>Universalisation of ICDS Schemes</b>		
<b>27</b>	No. of ICDS Blocks Operational (Cum.)	6,404
<b>Functional Anganwadis</b>		
<b>28</b>	No. of Anganwadis Functional (Cum.)	11.01 lakh
<b>Number of Urban poor families assisted under seven point charter viz. land tenure, housing at affordable cost, water, sanitation, health, education, and social security.</b>		
<b>29</b>	No. of Poor Families Assisted	83,591
<b>Afforestation:</b> (i) Area Covered under Plantation (Public & Forest Lands) (ii) Seedlings planted (Public & Forest Lands)		
<b>30</b>	Area Covered under Plantation (Public and Forest Lands)	12,31,719 hectares
<b>31</b>	No. of Seedlings Planted (Public and Forest Lands)	87.55 crore
<b>Rural Road- Prime Minister Grameen Sadak Yojana (PMGSY)</b>		
<b>32</b>	Length of Road Constructed	36,497 Kms
<b>Rajiv Gandhi Grameen Vidyutikaran Yojana (RGGVY)</b>		
<b>33</b>	No. of Villages Electrified	11,842
<b>Energized Pumps sets</b>		
<b>34</b>	No. of Pumps sets energized	2,20,560
<b>Supply of Electricity</b>		
<b>35</b>	Electricity supplied	5,46,616 million units (MU)

**Note:-** \* Majority of States were reporting performance since inception but now it has been reconciled with the performance figures supplied by M/o Rural Development.

## PERFORMANCE DURING April -December, 2009





# ACHIEVEMENT HIGHLIGHTS

## PERFORMANCE DURING APRIL- DECEMBER, 2009

The cumulative performance during April to December, 2009 has been "Very Good" for 11 items, "Good" for 4 items, and "Poor" for 5 items.

### A. "Very Good" Performance (90% or above of targets)

<u>No.</u>	<u>Items</u>	<u>% Achievement</u>
01B01	Individual Swarozgaries Assisted - SGSY	223
17A01	Road Constructed- PMGSY	146
18D01	Pumps sets energized	140
01E02	SHGs provided income generating activities	101
15A02	Seedlings Planted (Public and Forest Lands)	99
05B02	Food Security: Targeted Public Distribution System (only AAY)	97
05D02	Food Security: Targeted Public Distribution System (Only BPL)	95
05A02	Food Security: Targeted Public Distribution System (APL+BPL+AAY)	91
12A01	ICDS Blocks Operational (Cum.)	91
15A01	Area Covered under Plantation (Public & Forest Lands)	91
18E02	Supply of Electricity	90

### B. "Good" Performance (80% to 90%)

10A01	SC Families Assisted	86
18B01	Villages Electrified - RGGVY	83
12B01	Anganwadis Functional (Cum.)	83
05C02	Food Security: Targeted Public Distribution System (Only APL)	83

### C. Areas of concern-where the performance is below 80%

06B01	Houses constructed - EWS/LIG	79
06A01	Houses constructed - IAY	77
14A01	Urban Poor Families Assisted under Seven Point Charter	48
07A02	Slipped back habitations and habitations with water quality problems addressed-ARWSP	33
07A01	Habitations covered (NC and PC) - ARWSP	29

**Table - A**

**Targets for 2009-2010 & April to December, 2009 and achievements during the period April to December, 2009**  
**ALL INDIA PERFORMANCE**

Sl. No.	Item Code	Item Description	Units	Targets		Achievements	% Achievements of Targets during April - December,2009
				2009-2010	April - December,2009	April - December,2009	
1	01B01	Individual Swarozgaries Assisted - SGSY	Number	2,69,600	1,75,238	3,90,093	223
2	01E02	SHGs provided income generating activities	Number	1,55,285	1,00,920	1,01,713	101
3	05A02	Food Security:Targeted Public Distribution System(TPDS)	Tonnes	-	3,55,42,703	3,22,17,297	91
4	05B02	Food Security:Antodaya Anna Yojana(AAY)	Tonnes	-	76,46,682	74,09,279	97
5	05C02	Food Security:Targeted Public Distribution System (Only APL)	Tonnes	-	1,48,36,350	1,23,64,519	83
6	05D02	Food Security:Targeted Public Distribution System (Only BPL)	Tonnes	-	1,30,59,671	1,24,43,499	95
7	06A01	Houses constructed - IAY	Number	40,52,242	22,28,739	17,06,787	77
8	06B01	Houses constructed - EWS/LIG	Number	1,59,707	1,19,758	94,098	79
9	07A01	Habitations covered (NC and PC) - ARWSP	Number	748	449	132	29
10	07A02	Slipped back habitations and habitations with water quality problems addressed- ARWSP	Number	1,58,003	94,804	31,016	33
11	10A01	SC Families Assisted	Number	47,82,420	35,86,725	30,90,662	86
12	12A01	ICDS Blocks Operational (Cum.)	Number	7,073	7,067	6,404	91
13	12B01	Anganwadis Functional (Cum.)	Number	13,56,027	13,19,440	11,00,857	83
14	14A01	Urban Poor Families Assisted under Seven Point Charter	Number	2,33,711	1,75,269	83,591	48
15	15A01	Area Covered under Plantation ( Public and Forest Lands)	Hectares	18,13,000	13,59,743	12,31,719	91
16	15A02	Seedlings Planted ( Public and Forest Lands)	Number	1,17,84,51,000	88,38,38,250	87,54,86,228	99
17	17A01	Road Constructed- PMGSY	Kilometer	55,000	25,000	36,497	146
18	18B01	Villages Electrified - RGGVY	Number	19,000	14,243	11,842	83
19	18D01	Pumps sets energized	Number	2,10,594	1,57,940	2,20,560	140
20	18E02	Electricity supplied	Million Units	-	6,06,857	5,46,616	90

**Table - B**

**STATE-WISE PERFORMANCE DURING APRIL-DECEMBER, 2009 (PERCENT ACHIEVEMENT)**

Item No.	Description	ALL INDIA	AP	ARP	AS	BI	CHHA.	DELHI	GOA
01B01	Individual Swarozgaries Assisted - SGSY	223	147	69	42	198	122	NA	13
01E02	SHGs provided income generating activities	101	394	7	125	59	99	NA	67
05A02	Food security-Targeted Public Distribution system (APL+BPL+AAY)	91	91	97	96	63	90	96	99
05B02	Food security-Targeted Public Distribution system (only AAY)	97	95	98	100	89	99	83	91
05C02	Food Security - Targeted Public Distribution System (Only APL)	83	88	98	93	27	66	103	101
05D02	Food Security - Targeted Public Distribution System (Only BPL)	95	95	96	100	62	99	77	100
06A01	Houses constructed - IAY	77	108	17	61	65	37	NA	83
06B01	Houses constructed - EWS/LIG	79	60	55	0	NA	0	13	0
07A01	Habitations covered (NC and PC) - ARWSP	29	NA	NA	NA	NA	NA	NA	NA
07A02	Slipped back habitations and habitations with water quality problems addressed-ARWSP	33	132	0	7	2	0	NA	NA
10A01	SC Families Assisted	86	46	NA	0	24	114	12	58
12A01	ICDS Blocks Operational (Cum.)	91	99	91	100	100	47	100	100
12B01	Anganwadis Functional (Cum.)	83	81	71	100	99	53	100	100
14A01	Urban Poor Families Assisted under Seven Point Charter	48	NA	NA	0	NA	0	0	NA
15A01	Area Covered under Plantation ( Public and Forest Lands)	91	71	4	0	67	99	12	50
15A02	Seedlings Planted ( Public and Forest Lands)	99	80	42	74	67	92	193	138
17A01	Road Constructed- PMGSY	146	131	169	117	53	118	NA	NA
18B01	Villages Electrified - RGGVY	83	NA	3	35	91	13	NA	NA
18D01	Pumps sets energized	140	117	NA	NA	NA	NA	NA	NA
18E02	Supply of Electricity	90	94	81	91	85	97	99	97

NA - Not Applicable

**Table - B(Contd.)**

**STATE-WISE PERFORMANCE DURING APRIL-DECEMBER, 2009 (PERCENT ACHIEVEMENT)**

Item No.	Description	ALL INDIA	GUJ	HRY	HP	J&K	JHAR.	KAR	KER
01B01	Individual Swarozgaries Assisted - SGSY	223	380	70	174	423	129	609	132
01E02	SHGs provided income generating activities	101	178	65	124	32	137	82	77
05A02	Food security-Targeted Public Distribution system (APL+BPL+AAY)	91	58	46	95	110	80	94	94
05B02	Food security-Targeted Public Distribution system (only AAY)	97	93	91	100	99	100	101	101
05C02	Food Security - Targeted Public Distribution System (Only APL)	83	25	21	93	115	24	85	88
05D02	Food Security - Targeted Public Distribution System (Only BPL)	95	88	94	96	104	95	101	101
06A01	Houses constructed - IAY	77	83	92	93	69	62	121	59
06B01	Houses constructed - EWS/LIG	79	422	120	NA	NA	NA	40	50
07A01	Habitations covered (NC and PC) - ARWSP	29	NA	NA	NA	NA	NA	NA	NA
07A02	Slipped back habitations and habitations with water quality problems addressed-ARWSP	33	103	75	128	0	13	66	0
10A01	SC Families Assisted	86	88	79	95	44	150	64	131
12A01	ICDS Blocks Operational (Cum.)	91	99	93	100	101	97	100	63
12B01	Anganwadis Functional (Cum.)	83	91	67	96	92	94	94	97
14A01	Urban Poor Families Assisted under Seven Point Charter	48	69	NA	NA	NA	NA	16	NA
15A01	Area Covered under Plantation ( Public and Forest Lands)	91	69	86	83	63	101	138	125
15A02	Seedlings Planted ( Public and Forest Lands)	99	134	198	83	14	157	149	236
17A01	Road Constructed- PMGSY	146	102	207	164	66	163	148	76
18B01	Villages Electrified - RGGVY	83	NA	NA	50	0	64	NA	NA
18D01	Pumps sets energized	140	248	152	217	NA	NA	174	71
18E02	Supply of Electricity	90	97	96	96	75	94	93	97

NA - Not Applicable

**Table - B(Contd.)**

**STATE-WISE PERFORMANCE DURING APRIL-DECEMBER, 2009 (PERCENT ACHIEVEMENT)**

Item No.	Description	ALL INDIA	MP	MAH	MANI	MEGH	MIZ	NAGA	ORI
01B01	Individual Swarozgaries Assisted - SGSY	223	354	62	2	352	91	73	37
01E02	SHGs provided income generating activities	101	100	84	10	235	31	35	83
05A02	Food security-Targeted Public Distribution system (APL+BPL+AAY)	91	98	80	110	99	92	105	99
05B02	Food security-Targeted Public Distribution system (only AAY)	97	112	93	112	100	89	118	104
05C02	Food Security - Targeted Public Distribution System (Only APL)	83	72	58	103	99	93	99	89
05D02	Food Security - Targeted Public Distribution System (Only BPL)	95	120	95	117	100	92	110	101
06A01	Houses constructed - IAY	77	79	66	71	50	108	132	40
06B01	Houses constructed - EWS/LIG	79	NA	68	NA	NA	21	NA	33
07A01	Habitations covered (NC and PC) - ARWSP	29	NA	NA	NA	NA	NA	NA	NA
07A02	Slipped back habitations and habitations with water quality problems addressed-ARWSP	33	98	11	0	46	0	5	NA
10A01	SC Families Assisted	86	92	28	0	NA	NA	NA	14
12A01	ICDS Blocks Operational (Cum.)	91	83	85	100	100	100	98	100
12B01	Anganwadis Functional (Cum.)	83	76	76	84	69	85	100	77
14A01	Urban Poor Families Assisted under Seven Point Charter	48	NA	0	NA	18	NA	NA	NA
15A01	Area Covered under Plantation ( Public and Forest Lands)	91	68	146	32	17	25	0	131
15A02	Seedlings Planted ( Public and Forest Lands)	99	55	139	120	35	20	0	71
17A01	Road Constructed- PMGSY	146	160	129	531	50	114	323	166
18B01	Villages Electrified - RGGVY	83	2,292	NA	27	143	0	0	108
18D01	Pumps sets energized	140	139	NA	NA	NA	NA	NA	117
18E02	Supply of Electricity	90	82	82	81	86	81	87	99

NA - Not Applicable

**Table - B(Contd.)****STATE-WISE PERFORMANCE DURING APRIL-DECEMBER, 2009 (PERCENT ACHIEVEMENT)**

Item No.	Description	ALL INDIA	PUDU	PUN	RAJ	SIK	TN	TRI	UTTA.
01B01	Individual Swarozgaries Assisted - SGSY	223	0	413	45	566	67	0	153
01E02	SHGs provided income generating activities	101	160	50	87	79	61	4	116
05A02	Food security-Targeted Public Distribution system (APL+BPL+AAY)	91	56	78	99	104	119	90	96
05B02	Food security-Targeted Public Distribution system (only AAY)	97	68	65	100	110	102	102	99
05C02	Food Security - Targeted Public Distribution System (Only APL)	83	22	77	98	103	137	85	92
05D02	Food Security - Targeted Public Distribution System (Only BPL)	95	77	91	100	101	104	97	102
06A01	Houses constructed - IAY	77	4	93	87	9	124	42	70
06B01	Houses constructed - EWS/LIG	79	14	NA	91	111	98	24	NA
07A01	Habitations covered (NC and PC) - ARWSP	29	NA	23	31	NA	NA	NA	54
07A02	Slipped back habitations and habitations with water quality problems addressed-ARWSP	33	NA	131	28	0	92	12	92
10A01	SC Families Assisted	86	79	84	110	2	103	1	104
12A01	ICDS Blocks Operational (Cum.)	91	100	100	91	85	100	104	94
12B01	Anganwadis Functional (Cum.)	83	87	100	83	80	93	75	40
14A01	Urban Poor Families Assisted under Seven Point Charter	48	NA	NA	NA	152	164	100	NA
15A01	Area Covered under Plantation ( Public and Forest Lands)	91	111	80	130	43	108	118	138
15A02	Seedlings Planted ( Public and Forest Lands)	99	411	75	94	40	58	160	207
17A01	Road Constructed- PMGSY	146	NA	325	194	56	199	18	133
18B01	Villages Electrified - RGGVY	83	NA	NA	95	0	NA	0	58
18D01	Pumps sets energized	140	112	NA	151	NA	147	NA	169
18E02	Supply of Electricity	90	92	86	97	85	94	89	95

NA - Not Applicable

**Table - B(Contd.)**

**STATE-WISE PERFORMANCE DURING APRIL-DECEMBER, 2009 (PERCENT ACHIEVEMENT)**

Item No.	Description	ALL INDIA	UP	WB	A&N	CHND.	D&N	D&D	LAKSH
01B01	Individual Swarozgaries Assisted - SGSY	223	450	207	350	NA	133	128	0
01E02	SHGs provided income generating activities	101	85	38	500	NA	67	0	111
05A02	Food security-Targeted Public Distribution system (APL+BPL+AAY)	91	97	95	54	98	45	38	54
05B02	Food security-Targeted Public Distribution system (only AAY)	97	97	83	74	33	44	52	0
05C02	Food Security - Targeted Public Distribution System (Only APL)	83	98	102	51	100	45	28	75
05D02	Food Security - Targeted Public Distribution System (Only BPL)	95	97	95	62	95	44	56	0
06A01	Houses constructed - IAY	77	77	91	13	NA	22	0	43
06B01	Houses constructed - EWS/LIG	79	NA	0	NA	NA	NA	NA	NA
07A01	Habitations covered (NC and PC) - ARWSP	29	NA	NA	NA	NA	NA	NA	NA
07A02	Slipped back habitations and habitations with water quality problems addressed-ARWSP	33	83	6	0	NA	NA	NA	NA
10A01	SC Families Assisted	86	82	22	NA	111	NA	NA	NA
12A01	ICDS Blocks Operational (Cum.)	91	100	72	100	100	100	100	100
12B01	Anganwadis Functional (Cum.)	83	81	92	96	74	87	91	95
14A01	Urban Poor Families Assisted under Seven Point Charter	48	NA	NA	NA	NA	NA	NA	NA
15A01	Area Covered under Plantation ( Public and Forest Lands)	91	122	25	191	80	137	36	87
15A02	Seedlings Planted ( Public and Forest Lands)	99	176	62	155	85	432	133	102
17A01	Road Constructed- PMGSY	146	222	83	NA	NA	NA	NA	NA
18B01	Villages Electrified - RGGVY	83	NA	72	NA	NA	NA	NA	NA
18D01	Pumps sets energized	140	87	51	NA	NA	NA	NA	NA
18E02	Supply of Electricity	90	78	97	75	97	95	91	100

NA - Not Applicable

## Table - C

Items in which the States/UTs performance is Very Good (90% and above),  
Good (80% to 90%) and Poor (below 80%) during the period  
April to December, 2009

### 1. ANDHRA PRADESH

#### Very Good

Individual Swarozgaries Assisted - SGSY, SHGs provided income generating activities, Food Security:Targeted Public Distribution System(TPDS), Food Security:Antodaya Anna Yojana(AAY), Food Security:Targeted Public Distribution System (Only BPL), Houses constructed - IAY, Slipped back habitations and habitations with water quality problems addressed-ARWSP, ICDS Blocks Operational (Cum.), Road Constructed- PMGSY, Pumps sets energized, Electricity supplied

#### Good

Food Security:Targeted Public Distribution System (Only APL), Anganwadis Functional (Cum.), Seedlings Planted ( Public and Forest Lands)

#### Poor

Houses constructed - EWS/LIG, SC Families Assisted, Area Covered under Plantation ( Public and Forest Lands)

### 2. ARUNACHAL PRADESH

#### Very Good

Food Security:Targeted Public Distribution System(TPDS), Food Security:Antodaya Anna Yojana(AAY), Food Security:Targeted Public Distribution System (Only APL), Food Security:Targeted Public Distribution System (Only BPL), ICDS Blocks Operational (Cum.), Road Constructed- PMGSY

#### Good

Electricity supplied

#### Poor

Individual Swarozgaries Assisted - SGSY, SHGs provided income generating activities, Houses constructed - IAY, Houses constructed - EWS/LIG, Slipped back habitations and habitations with water quality problems addressed-ARWSP, Anganwadis Functional (Cum.), Area Covered under Plantation ( Public and Forest Lands), Seedlings Planted ( Public and Forest Lands), Villages Electrified - RGGVY

### 3. ASSAM

#### Very Good

SHGs provided income generating activities, Food Security:Targeted Public Distribution System(TPDS), Food Security:Antodaya Anna Yojana(AAY), Food Security:Targeted Public Distribution System (Only APL), Food Security:Targeted Public Distribution System (Only BPL), ICDS Blocks Operational (Cum.), Anganwadis Functional (Cum.), Road Constructed-PMGSY, Electricity supplied

#### Poor

Individual Swarozgaries Assisted - SGSY, Houses constructed - IAY, Houses constructed - EWS/LIG, Slipped back habitations and habitations with water quality problems addressed-ARWSP, SC Families Assisted, Urban Poor Families Assisted under Seven Point Charter, Area Covered under Plantation ( Public and Forest Lands), Seedlings Planted ( Public and Forest Lands), Villages Electrified - RGGVY

### 4. BIHAR

#### Very Good

Individual Swarozgaries Assisted - SGSY, ICDS Blocks Operational (Cum.), Anganwadis Functional (Cum.), Villages Electrified - RGGVY

#### Good

Food Security:Antodaya Anna Yojana(AAY), Electricity supplied

#### Poor

SHGs provided income generating activities, Food Security:Targeted Public Distribution System(TPDS), Food Security:Targeted Public Distribution System (Only APL), Food Security:Targeted Public Distribution System (Only BPL), Houses constructed - IAY, Slipped back habitations and habitations with water quality problems addressed-ARWSP, SC Families Assisted, Area Covered under Plantation ( Public and Forest Lands), Seedlings Planted ( Public and Forest Lands), Road Constructed-PMGSY



## **Table - C (Contd..)**

### **5. CHHATISGARH**

#### **Very Good**

Individual Swarozgaries Assisted - SGSY, SHGs provided income generating activities, Food Security:Targeted Public Distribution System(TPDS), Food Security:Antodaya Anna Yojana(AAY), Food Security:Targeted Public Distribution System (Only BPL), SC Families Assisted, Area Covered under Plantation ( Public and Forest Lands), Seedlings Planted ( Public and Forest Lands), Road Constructed- PMGSY, Electricity supplied

#### **Poor**

Food Security:Targeted Public Distribution System (Only APL), Houses constructed - IAY, Houses constructed - EWS/LIG, Slipped back habitations and habitations with water quality problems addressed-ARWSP, ICDS Blocks Operational (Cum.), Anganwadis Functional (Cum.), Urban Poor Families Assisted under Seven Point Charter, Villages Electrified - RGGVY

### **6. DELHI**

#### **Very Good**

Food Security:Targeted Public Distribution System(TPDS), Food Security:Targeted Public Distribution System (Only APL), ICDS Blocks Operational (Cum.), Anganwadis Functional (Cum.), Seedlings Planted ( Public and Forest Lands), Electricity supplied

#### **Good**

Food Security:Antodaya Anna Yojana(AAY)

#### **Poor**

Food Security:Targeted Public Distribution System (Only BPL), Houses constructed - EWS/LIG, SC Families Assisted, Urban Poor Families Assisted under Seven Point Charter, Area Covered under Plantation ( Public and Forest Lands)

### **7. GOA**

#### **Very Good**

Food Security:Targeted Public Distribution System(TPDS), Food Security:Antodaya Anna Yojana(AAY), Food Security:Targeted Public Distribution System (Only APL), Food Security:Targeted Public Distribution System (Only BPL), ICDS Blocks Operational (Cum.), Anganwadis Functional (Cum.), Seedlings Planted ( Public and Forest Lands), Electricity supplied

#### **Good**

Houses constructed - IAY

#### **Poor**

Individual Swarozgaries Assisted - SGSY, SHGs provided income generating activities, Houses constructed - EWS/LIG, SC Families Assisted, Area Covered under Plantation ( Public and Forest Lands)

### **8. GUJARAT**

#### **Very Good**

Individual Swarozgaries Assisted - SGSY, SHGs provided income generating activities, Food Security:Antodaya Anna Yojana(AAY), Houses constructed - EWS/LIG, Slipped back habitations and habitations with water quality problems addressed-ARWSP, ICDS Blocks Operational (Cum.), Anganwadis Functional (Cum.), Seedlings Planted ( Public and Forest Lands), Road Constructed- PMGSY, Pumps sets energized, Electricity supplied

#### **Good**

Food Security:Targeted Public Distribution System (Only BPL), Houses constructed - IAY, SC Families Assisted

#### **Poor**

Food Security:Targeted Public Distribution System(TPDS), Food Security:Targeted Public Distribution System (Only APL), Urban Poor Families Assisted under Seven Point Charter, Area Covered under Plantation ( Public and Forest Lands)

## **Table - C (Contd..)**

### **9. HARYANA**

#### **Very Good**

Food Security:Antodaya Anna Yojana(AAY), Food Security:Targeted Public Distribution System (Only BPL), Houses constructed - IAY, Houses constructed - EWS/LIG, ICDS Blocks Operational (Cum.), Seedlings Planted ( Public and Forest Lands), Road Constructed- PMGSY, Pumps sets energized, Electricity supplied

#### **Good**

Area Covered under Plantation ( Public and Forest Lands)

#### **Poor**

Individual Swarozgaries Assisted - SGSY, SHGs provided income generating activities, Food Security:Targeted Public Distribution System(TPDS), Food Security:Targeted Public Distribution System (Only APL), Slipped back habitations and habitations with water quality problems addressed-ARWSP, SC Families Assisted, Anganwadis Functional (Cum.)

### **10. HIMACHAL PRADESH**

#### **Very Good**

Individual Swarozgaries Assisted - SGSY, SHGs provided income generating activities, Food Security:Targeted Public Distribution System(TPDS), Food Security:Antodaya Anna Yojana(AAY), Food Security:Targeted Public Distribution System (Only APL), Food Security:Targeted Public Distribution System (Only BPL), Houses constructed - IAY, Slipped back habitations and habitations with water quality problems addressed-ARWSP, SC Families Assisted, ICDS Blocks Operational (Cum.), Anganwadis Functional (Cum.), Road Constructed- PMGSY, Pumps sets energized, Electricity supplied

#### **Good**

Area Covered under Plantation ( Public and Forest Lands), Seedlings Planted ( Public and Forest Lands)

#### **Poor**

Villages Electrified - RGGVY

### **11. JAMMU AND KASHMIR**

#### **Very Good**

Individual Swarozgaries Assisted - SGSY, Food Security:Targeted Public Distribution System(TPDS), Food Security:Antodaya Anna Yojana(AAY), Food Security:Targeted Public Distribution System (Only APL), Food Security:Targeted Public Distribution System (Only BPL), ICDS Blocks Operational (Cum.), Anganwadis Functional (Cum.)

#### **Poor**

SHGs provided income generating activities, Houses constructed - IAY, Slipped back habitations and habitations with water quality problems addressed-ARWSP, SC Families Assisted, Area Covered under Plantation ( Public and Forest Lands), Seedlings Planted ( Public and Forest Lands), Road Constructed- PMGSY, Villages Electrified - RGGVY, Electricity supplied

### **12. JHARKHAND**

#### **Very Good**

Individual Swarozgaries Assisted - SGSY, SHGs provided income generating activities, Food Security:Antodaya Anna Yojana(AAY), Food Security:Targeted Public Distribution System (Only BPL), SC Families Assisted, ICDS Blocks Operational (Cum.), Anganwadis Functional (Cum.), Area Covered under Plantation ( Public and Forest Lands), Seedlings Planted ( Public and Forest Lands), Road Constructed- PMGSY, Electricity supplied

#### **Good**

Food Security:Targeted Public Distribution System(TPDS)

#### **Poor**

Food Security:Targeted Public Distribution System (Only APL), Houses constructed - IAY, Slipped back habitations and habitations with water quality problems addressed-ARWSP, Villages Electrified - RGGVY

## **Table - C (Contd..)**

### **13. KARNATAKA**

#### **Very Good**

Individual Swarozgaries Assisted - SGSY, Food Security:Targeted Public Distribution System(TPDS), Food Security:Antodaya Anna Yojana(AAY), Food Security:Targeted Public Distribution System (Only BPL), Houses constructed - IAY, ICDS Blocks Operational (Cum.), Anganwadis Functional (Cum.), Area Covered under Plantation ( Public and Forest Lands), Seedlings Planted ( Public and Forest Lands), Road Constructed- PMGSY, Pumps sets energized, Electricity supplied

#### **Good**

SHGs provided income generating activities, Food Security:Targeted Public Distribution System (Only APL)

#### **Poor**

Houses constructed - EWS/LIG, Slipped back habitations and habitations with water quality problems addressed-ARWSP, SC Families Assisted, Urban Poor Families Assisted under Seven Point Charter

### **14. KERALA**

#### **Very Good**

Individual Swarozgaries Assisted - SGSY, Food Security:Targeted Public Distribution System(TPDS), Food Security:Antodaya Anna Yojana(AAY), Food Security:Targeted Public Distribution System (Only BPL), SC Families Assisted, Anganwadis Functional (Cum.), Area Covered under Plantation ( Public and Forest Lands), Seedlings Planted ( Public and Forest Lands), Electricity supplied

#### **Good**

Food Security:Targeted Public Distribution System (Only APL)

#### **Poor**

SHGs provided income generating activities, Houses constructed - IAY, Houses constructed - EWS/LIG, Slipped back habitations and habitations with water quality problems addressed-ARWSP, ICDS Blocks Operational (Cum.), Road Constructed- PMGSY, Pumps sets energized

### **15. MADHYA PRADESH**

#### **Very Good**

Individual Swarozgaries Assisted - SGSY, SHGs provided income generating activities, Food Security:Targeted Public Distribution System(TPDS), Food Security:Antodaya Anna Yojana(AAY), Food Security:Targeted Public Distribution System (Only BPL), Slipped back habitations and habitations with water quality problems addressed-ARWSP, SC Families Assisted, Road Constructed- PMGSY, Villages Electrified - RGGVY, Pumps sets energized

#### **Good**

ICDS Blocks Operational (Cum.), Electricity supplied

#### **Poor**

Food Security:Targeted Public Distribution System (Only APL), Houses constructed - IAY, Anganwadis Functional (Cum.), Area Covered under Plantation ( Public and Forest Lands), Seedlings Planted ( Public and Forest Lands)

### **16. MAHARASHTRA**

#### **Very Good**

Food Security:Antodaya Anna Yojana(AAY), Food Security:Targeted Public Distribution System (Only BPL), Area Covered under Plantation ( Public and Forest Lands), Seedlings Planted ( Public and Forest Lands), Road Constructed- PMGSY

#### **Good**

SHGs provided income generating activities, Food Security:Targeted Public Distribution System(TPDS), ICDS Blocks Operational (Cum.), Electricity supplied

#### **Poor**

Individual Swarozgaries Assisted - SGSY, Food Security:Targeted Public Distribution System (Only APL), Houses constructed - IAY, Houses constructed - EWS/LIG, Slipped back habitations and habitations with water quality problems addressed-ARWSP, SC Families Assisted, Anganwadis Functional (Cum.), Urban Poor Families Assisted under Seven Point Charter

## **Table - C (Contd..)**

### **17. MANIPUR**

#### **Very Good**

Food Security:Targeted Public Distribution System(TPDS), Food Security:Antodaya Anna Yojana(AAY), Food Security:Targeted Public Distribution System (Only APL), Food Security:Targeted Public Distribution System (Only BPL), ICDS Blocks Operational (Cum.), Seedlings Planted ( Public and Forest Lands), Road Constructed- PMGSY

#### **Good**

Anganwadis Functional (Cum.), Electricity supplied

#### **Poor**

Individual Swarozgaries Assisted - SGSY, SHGs provided income generating activities, Houses constructed - IAY, Slipped back habitations and habitations with water quality problems addressed-ARWSP, SC Families Assisted, Area Covered under Plantation ( Public and Forest Lands), Villages Electrified - RGGVY

### **18. MEGHALAYA**

#### **Very Good**

Individual Swarozgaries Assisted - SGSY, SHGs provided income generating activities, Food Security:Targeted Public Distribution System(TPDS), Food Security:Antodaya Anna Yojana(AAY), Food Security:Targeted Public Distribution System (Only APL), Food Security:Targeted Public Distribution System (Only BPL), ICDS Blocks Operational (Cum.), Villages Electrified - RGGVY

#### **Good**

Electricity supplied

#### **Poor**

Houses constructed - IAY, Slipped back habitations and habitations with water quality problems addressed-ARWSP, Anganwadis Functional (Cum.), Urban Poor Families Assisted under Seven Point Charter, Area Covered under Plantation ( Public and Forest Lands), Seedlings Planted ( Public and Forest Lands), Road Constructed- PMGSY

### **19. MIZORAM**

#### **Very Good**

Individual Swarozgaries Assisted - SGSY, Food Security:Targeted Public Distribution System(TPDS), Food Security:Targeted Public Distribution System (Only APL), Food Security:Targeted Public Distribution System (Only BPL), Houses constructed - IAY, ICDS Blocks Operational (Cum.), Road Constructed- PMGSY

#### **Good**

Food Security:Antodaya Anna Yojana(AAY), Anganwadis Functional (Cum.), Electricity supplied

#### **Poor**

SHGs provided income generating activities, Houses constructed - EWS/LIG, Slipped back habitations and habitations with water quality problems addressed-ARWSP, Area Covered under Plantation ( Public and Forest Lands), Seedlings Planted ( Public and Forest Lands), Villages Electrified - RGGVY

### **20. NAGALAND**

#### **Very Good**

Food Security:Targeted Public Distribution System(TPDS), Food Security:Antodaya Anna Yojana(AAY), Food Security:Targeted Public Distribution System (Only APL), Food Security:Targeted Public Distribution System (Only BPL), Houses constructed - IAY, ICDS Blocks Operational (Cum.), Anganwadis Functional (Cum.), Road Constructed- PMGSY

#### **Good**

Electricity supplied

#### **Poor**

Individual Swarozgaries Assisted - SGSY, SHGs provided income generating activities, Slipped back habitations and habitations with water quality problems addressed-ARWSP, Area Covered under Plantation ( Public and Forest Lands), Seedlings Planted ( Public and Forest Lands), Villages Electrified - RGGVY

## **Table - C (Contd..)**

### **21. ORISSA**

#### **Very Good**

Food Security:Targeted Public Distribution System(TPDS), Food Security:Antodaya Anna Yojana(AAY), Food Security:Targeted Public Distribution System (Only BPL), ICDS Blocks Operational (Cum.), Area Covered under Plantation (Public and Forest Lands), Road Constructed- PMGSY, Villages Electrified - RGGVY, Pumps sets energized, Electricity supplied

#### **Good**

SHGs provided income generating activities, Food Security:Targeted Public Distribution System (Only APL)

#### **Poor**

Individual Swarozgaries Assisted - SGSY, Houses constructed - IAY, Houses constructed - EWS/LIG, SC Families Assisted, Anganwadis Functional (Cum.), Seedlings Planted (Public and Forest Lands)

### **22. PUDUCHERRY**

#### **Very Good**

SHGs provided income generating activities, ICDS Blocks Operational (Cum.), Area Covered under Plantation (Public and Forest Lands), Seedlings Planted (Public and Forest Lands), Pumps sets energized, Electricity supplied

#### **Good**

Anganwadis Functional (Cum.)

#### **Poor**

Individual Swarozgaries Assisted - SGSY, Food Security:Targeted Public Distribution System(TPDS), Food Security:Antodaya Anna Yojana(AAY), Food Security:Targeted Public Distribution System (Only APL), Food Security:Targeted Public Distribution System (Only BPL), Houses constructed - IAY, Houses constructed - EWS/LIG, SC Families Assisted

### **23. PUNJAB**

#### **Very Good**

Individual Swarozgaries Assisted - SGSY, Food Security:Targeted Public Distribution System (Only BPL), Houses constructed - IAY, Slipped back habitations and habitations with water quality problems addressed-ARWSP, ICDS Blocks Operational (Cum.), Anganwadis Functional (Cum.), Road Constructed- PMGSY

#### **Good**

SC Families Assisted, Area Covered under Plantation (Public and Forest Lands), Electricity supplied

#### **Poor**

SHGs provided income generating activities, Food Security:Targeted Public Distribution System(TPDS), Food Security:Antodaya Anna Yojana(AAY), Food Security:Targeted Public Distribution System (Only APL), Habitations covered (NC and PC) - ARWSP, Seedlings Planted (Public and Forest Lands)

### **24. RAJASTHAN**

#### **Very Good**

Food Security:Targeted Public Distribution System(TPDS), Food Security:Antodaya Anna Yojana(AAY), Food Security:Targeted Public Distribution System (Only APL), Food Security:Targeted Public Distribution System (Only BPL), Houses constructed - EWS/LIG, SC Families Assisted, ICDS Blocks Operational (Cum.), Area Covered under Plantation (Public and Forest Lands), Seedlings Planted (Public and Forest Lands), Road Constructed- PMGSY, Villages Electrified - RGGVY, Pumps sets energized, Electricity supplied

#### **Good**

SHGs provided income generating activities, Houses constructed - IAY, Anganwadis Functional (Cum.)

#### **Poor**

Individual Swarozgaries Assisted - SGSY, Habitations covered (NC and PC) - ARWSP, Slipped back habitations and habitations with water quality problems addressed-ARWSP

## **Table - C (Contd..)**

### **25. SIKKIM**

#### **Very Good**

Individual Swarozgaries Assisted - SGSY, Food Security:Targeted Public Distribution System(TPDS), Food Security:Antodaya Anna Yojana(AAY), Food Security:Targeted Public Distribution System (Only APL), Food Security:Targeted Public Distribution System (Only BPL), Houses constructed - EWS/LIG, Urban Poor Families Assisted under Seven Point Charter

#### **Good**

ICDS Blocks Operational (Cum.), Anganwadis Functional (Cum.), Electricity supplied

#### **Poor**

SHGs provided income generating activities, Houses constructed - IAY, Slipped back habitations and habitations with water quality problems addressed-ARWSP, SC Families Assisted, Area Covered under Plantation ( Public and Forest Lands), Seedlings Planted ( Public and Forest Lands), Road Constructed- PMGSY, Villages Electrified - RGGVY

### **26. TAMIL NADU**

#### **Very Good**

Food Security:Targeted Public Distribution System(TPDS), Food Security:Antodaya Anna Yojana(AAY), Food Security:Targeted Public Distribution System (Only APL), Food Security:Targeted Public Distribution System (Only BPL), Houses constructed - IAY, Houses constructed - EWS/LIG, Slipped back habitations and habitations with water quality problems addressed-ARWSP, SC Families Assisted, ICDS Blocks Operational (Cum.), Anganwadis Functional (Cum.), Urban Poor Families Assisted under Seven Point Charter, Area Covered under Plantation ( Public and Forest Lands), Road Constructed- PMGSY, Pumps sets energized, Electricity supplied

#### **Poor**

Individual Swarozgaries Assisted - SGSY, SHGs provided income generating activities, Seedlings Planted ( Public and Forest Lands)

### **27. TRIPURA**

#### **Very Good**

Food Security:Targeted Public Distribution System(TPDS), Food Security:Antodaya Anna Yojana(AAY), Food Security:Targeted Public Distribution System (Only BPL), ICDS Blocks Operational (Cum.), Urban Poor Families Assisted under Seven Point Charter, Area Covered under Plantation ( Public and Forest Lands), Seedlings Planted ( Public and Forest Lands)

#### **Good**

Food Security:Targeted Public Distribution System (Only APL), Electricity supplied

#### **Poor**

Individual Swarozgaries Assisted - SGSY, SHGs provided income generating activities, Houses constructed - IAY, Houses constructed - EWS/LIG, Slipped back habitations and habitations with water quality problems addressed-ARWSP, SC Families Assisted, Anganwadis Functional (Cum.), Road Constructed- PMGSY, Villages Electrified - RGGVY

### **28. UTTARAKHAND**

#### **Very Good**

Individual Swarozgaries Assisted - SGSY, SHGs provided income generating activities, Food Security:Targeted Public Distribution System(TPDS), Food Security:Antodaya Anna Yojana(AAY), Food Security:Targeted Public Distribution System (Only APL), Food Security:Targeted Public Distribution System (Only BPL), Slipped back habitations and habitations with water quality problems addressed-ARWSP, SC Families Assisted, ICDS Blocks Operational (Cum.), Area Covered under Plantation ( Public and Forest Lands), Seedlings Planted ( Public and Forest Lands), Road Constructed- PMGSY, Pumps sets energized, Electricity supplied

#### **Poor**

Houses constructed - IAY, Habitations covered (NC and PC) - ARWSP, Anganwadis Functional (Cum.), Villages Electrified - RGGVY

## **Table - C (Contd..)**

### **29. UTTAR PRADESH**

#### **Very Good**

Individual Swarozgaries Assisted - SGSY, Food Security:Targeted Public Distribution System(TPDS), Food Security:Antodaya Anna Yojana(AAY), Food Security:Targeted Public Distribution System (Only APL), Food Security:Targeted Public Distribution System (Only BPL), ICDS Blocks Operational (Cum.), Area Covered under Plantation ( Public and Forest Lands), Seedlings Planted ( Public and Forest Lands), Road Constructed- PMGSY

#### **Good**

SHGs provided income generating activities, Slipped back habitations and habitations with water quality problems addressed- ARWSP, SC Families Assisted, Anganwadis Functional (Cum.), Pumps sets energized

#### **Poor**

Houses constructed - IAY, Electricity supplied

### **30. WEST BENGAL**

#### **Very Good**

Individual Swarozgaries Assisted - SGSY, Food Security:Targeted Public Distribution System(TPDS), Food Security:Targeted Public Distribution System (Only APL), Food Security:Targeted Public Distribution System (Only BPL), Houses constructed - IAY, Anganwadis Functional (Cum.), Electricity supplied

#### **Good**

Food Security:Antodaya Anna Yojana(AAY), Road Constructed- PMGSY

#### **Poor**

SHGs provided income generating activities, Houses constructed - EWS/LIG, Slipped back habitations and habitations with water quality problems addressed-ARWSP, SC Families Assisted, ICDS Blocks Operational (Cum.), Area Covered under Plantation ( Public and Forest Lands), Seedlings Planted ( Public and Forest Lands), Villages Electrified - RGGVY, Pumps sets energized

### **31. ANDAMAN AND NICOBAR ISLANDS**

#### **Very Good**

Individual Swarozgaries Assisted - SGSY, SHGs provided income generating activities, ICDS Blocks Operational (Cum.), Anganwadis Functional (Cum.), Area Covered under Plantation ( Public and Forest Lands), Seedlings Planted ( Public and Forest Lands)

#### **Poor**

Food Security:Targeted Public Distribution System(TPDS), Food Security:Antodaya Anna Yojana(AAY), Food Security:Targeted Public Distribution System (Only APL), Food Security:Targeted Public Distribution System (Only BPL), Houses constructed - IAY, Slipped back habitations and habitations with water quality problems addressed-ARWSP, Electricity supplied

### **32. CHANDIGARH**

#### **Very Good**

Food Security:Targeted Public Distribution System(TPDS), Food Security:Targeted Public Distribution System (Only APL), Food Security:Targeted Public Distribution System (Only BPL), SC Families Assisted, ICDS Blocks Operational (Cum.), Electricity supplied

#### **Good**

Area Covered under Plantation ( Public and Forest Lands), Seedlings Planted ( Public and Forest Lands)

#### **Poor**

Food Security:Antodaya Anna Yojana(AAY), Anganwadis Functional (Cum.)

## **Table - C (Contd..)**

### **33. DADRA AND NAGAR HAVELI**

#### **Very Good**

Individual Swarozgaries Assisted - SGSY, ICDS Blocks Operational (Cum.), Area Covered under Plantation (Public and Forest Lands), Seedlings Planted (Public and Forest Lands), Electricity supplied

#### **Good**

Anganwadis Functional (Cum.)

#### **Poor**

SHGs provided income generating activities, Food Security:Targeted Public Distribution System(TPDS), Food Security:Antodaya Anna Yojana(AAY), Food Security:Targeted Public Distribution System (Only APL), Food Security:Targeted Public Distribution System (Only BPL), Houses constructed - IAY

### **34. DAMAN AND DIU**

#### **Very Good**

Individual Swarozgaries Assisted - SGSY, ICDS Blocks Operational (Cum.), Anganwadis Functional (Cum.), Seedlings Planted (Public and Forest Lands), Electricity supplied

#### **Poor**

SHGs provided income generating activities, Food Security:Targeted Public Distribution System(TPDS), Food Security:Antodaya Anna Yojana(AAY), Food Security:Targeted Public Distribution System (Only APL), Food Security:Targeted Public Distribution System (Only BPL), Houses constructed - IAY, Area Covered under Plantation (Public and Forest Lands)

### **35. LAKSHADWEEP**

#### **Very Good**

SHGs provided income generating activities, ICDS Blocks Operational (Cum.), Anganwadis Functional (Cum.), Seedlings Planted (Public and Forest Lands), Electricity supplied

#### **Good**

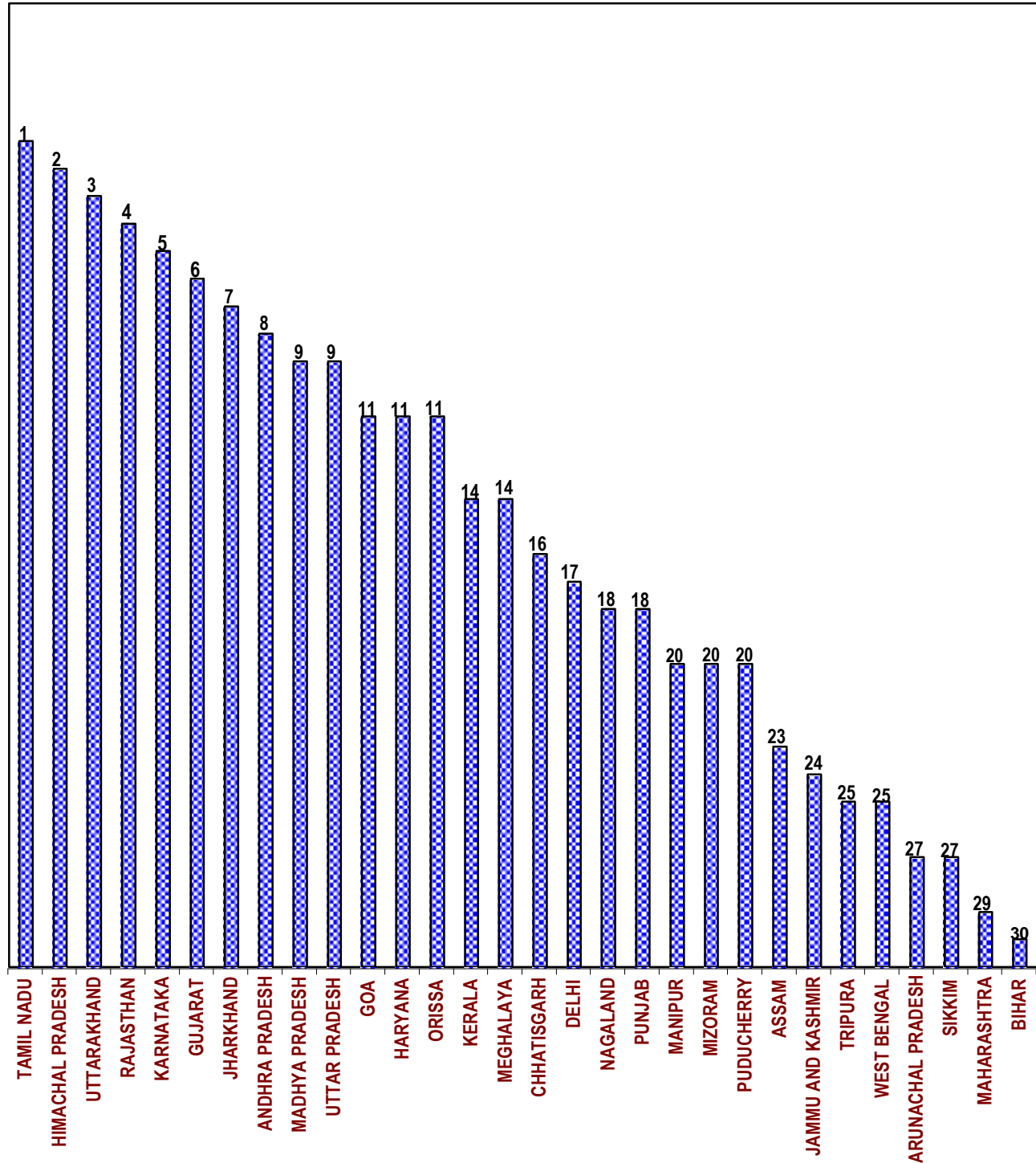
Area Covered under Plantation (Public and Forest Lands)

#### **Poor**

Individual Swarozgaries Assisted - SGSY, Food Security:Targeted Public Distribution System(TPDS), Food Security:Antodaya Anna Yojana(AAY), Food Security:Targeted Public Distribution System (Only APL), Food Security:Targeted Public Distribution System (Only BPL), Houses constructed - IAY



## Ranking of States: During April-December, 2009



States

**Table - D**

**SCORE CARD AND RANKING OF STATES ACCORDING TO THEIR PERFORMANCE**  
**During the period April to December, 2009**

States	No. of Items/ Parameters	Max Score	Parameters in category				Total Marks	% Ach.	RANK
			A	B	C	D			
TAMIL NADU	18	54	15	0	3	0	48	89	1
HIMACHAL PRADESH	17	51	14	0	3	0	45	88	2
UTTARAKHAND	18	54	14	1	3	0	47	87	3
RAJASTHAN	19	57	13	3	3	0	48	84	4
KARNATAKA	18	54	12	2	4	0	44	81	5
GUJARAT	18	54	11	3	4	0	43	80	6
JHARKHAND	16	48	11	0	5	0	38	79	7
ANDHRA PRADESH	17	51	11	1	5	0	40	78	8
MADHYA PRADESH	17	51	10	1	6	0	38	75	9
UTTAR PRADESH	16	48	9	2	5	0	36	75	9
GOA	14	42	8	1	4	1	30	71	11
HARYANA	17	51	9	1	7	0	36	71	11
ORISSA	17	51	9	1	7	0	36	71	11
KERALA	17	51	9	1	6	1	35	69	14
MEGHALAYA	16	48	8	1	7	0	33	69	14
CHHATISGARH	18	54	10	0	5	3	35	65	16
DELHI	12	36	6	0	5	1	23	64	17
NAGALAND	15	45	8	0	4	3	28	62	18
PUNJAB	16	48	7	0	9	0	30	62	18
MANIPUR	16	48	7	1	6	2	29	60	20
MIZORAM	16	48	7	1	6	2	29	60	20
PUDUCHERRY	15	45	6	1	7	1	27	60	20
ASSAM	18	54	9	0	5	4	32	59	23
JAMMU AND KASHMIR	16	48	7	0	7	2	28	58	24
TRIPURA	18	54	7	1	8	2	31	57	25
WEST BENGAL	18	54	7	0	10	1	31	57	25
ARUNACHAL PRADESH	16	48	6	0	9	1	27	56	27
SIKKIM	18	54	7	0	9	2	30	56	27
MAHARASHTRA	17	51	5	0	11	1	26	51	29
BIHAR	16	48	4	0	12	0	24	50	30

**NORMS FOR RANKING**

The criteria for performance assessment of States is as follows:

	<b><u>Marks</u></b>
Category "A" Where the Achievement is 90% or above of the target	3
Category "B" Where the Achievement is above National Average	2
Category "C" Where the Achievement is below National Average	1
Category "D" Where their is NIL Performance	0

**Note:** For ranking of the states, the All-India Percent achievement is taken as the National Average.

**PART - II**

**TWENTY POINT PROGRAMME - 2006**

**ITEM-WISE PERFORMANCE TABLES**

Table - 1

## Employment generation under the NREG Scheme

Sl. No.	State/UT Name	No. of job cards issued (Number) April,2009- December,2009	Employment generated (Number) April,2009- December,2009	Wages given (Rupees) April,2009- December,2009
(1)	(2)	(3)	(4)	(5)
1	ANDHRA PRADESH	8,50,359	32,61,01,436	30,53,35,00,000
2	ARUNACHAL PRADESH	37,569	1,72,000	1,58,00,000
3	ASSAM	5,52,791	4,87,17,000	4,02,60,90,000
4	BIHAR	15,49,819	6,15,34,000	5,69,74,01,000
5	CHHATISGARH	1,74,729	7,36,28,000	5,55,85,99,000
6	DELHI	0	0	0
7	GOA	6,602	71,598	77,18,000
8	GUJARAT	4,52,767	3,63,49,000	3,38,28,82,000
9	HARYANA	58,955	35,60,000	50,71,15,000
10	HIMACHAL PRADESH	91,945	1,79,55,000	1,98,51,93,000
11	JAMMU AND KASHMIR	99,393	65,53,109	62,82,99,000
12	JHARKHAND	2,14,963	5,55,55,824	5,40,13,77,896
13	KARNATAKA	21,52,475	10,92,03,000	9,49,94,65,000
14	KERALA	4,38,462	1,41,59,945	1,91,07,46,000
15	MADHYA PRADESH	1,96,442	17,86,64,000	2,66,85,09,000
16	MAHARASHTRA	7,37,719	2,19,88,000	2,53,56,12,000
17	MANIPUR	38,371	59,96,000	80,13,65,000
18	MEGHALAYA	65,706	67,96,000	73,96,32,000
19	MIZORAM	8,208	0	0
20	NAGALAND	19,830	1,48,00,000	17,54,05,000
21	ORISSA	2,55,455	2,64,84,000	2,59,61,11,000
22	PUDUCHERRY	44,672	8,11,784	5,14,87,000
23	PUNJAB	1,40,901	43,62,000	56,18,26,000
24	RAJASTHAN	3,75,194	39,68,94,000	34,67,01,08,000
25	SIKKIM	8,077	23,02,000	38,85,44,000
26	TAMIL NADU	6,76,697	19,05,97,400	12,84,49,52,400
27	TRIPURA	11,874	2,49,28,000	2,49,41,00,000
28	UTTARAKHAND	53,415	1,21,01,400	1,22,70,53,700
29	UTTAR PRADESH	7,25,820	21,07,45,948	21,66,01,67,200
30	WEST BENGAL	5,17,763	8,69,63,000	7,21,06,69,000
31	ANDAMAN AND NICOBAR ISLANDS	0	3,04,637	4,40,51,000
32	CHANDIGARH	0	0	0
33	DADRA AND NAGAR HAVELI	2,676	54,248	59,77,000
34	DAMAN AND DIU	0	0	0
35	LAKSHADWEEP	3,469	1,31,700	1,46,29,000
Grand Total		1,05,63,118	1,93,84,84,029	1,59,84,43,84,196

**Note:-** \* Majority of States were reporting performance since inception but now it has been reconciled with the performance figures supplied by M/o Rural Development.

# Swaranjayanti Gram Swarozgar Yojana (SGSY)

## Individual Swarozgaries Assisted

% Achievement of Target

During April-December, 2009

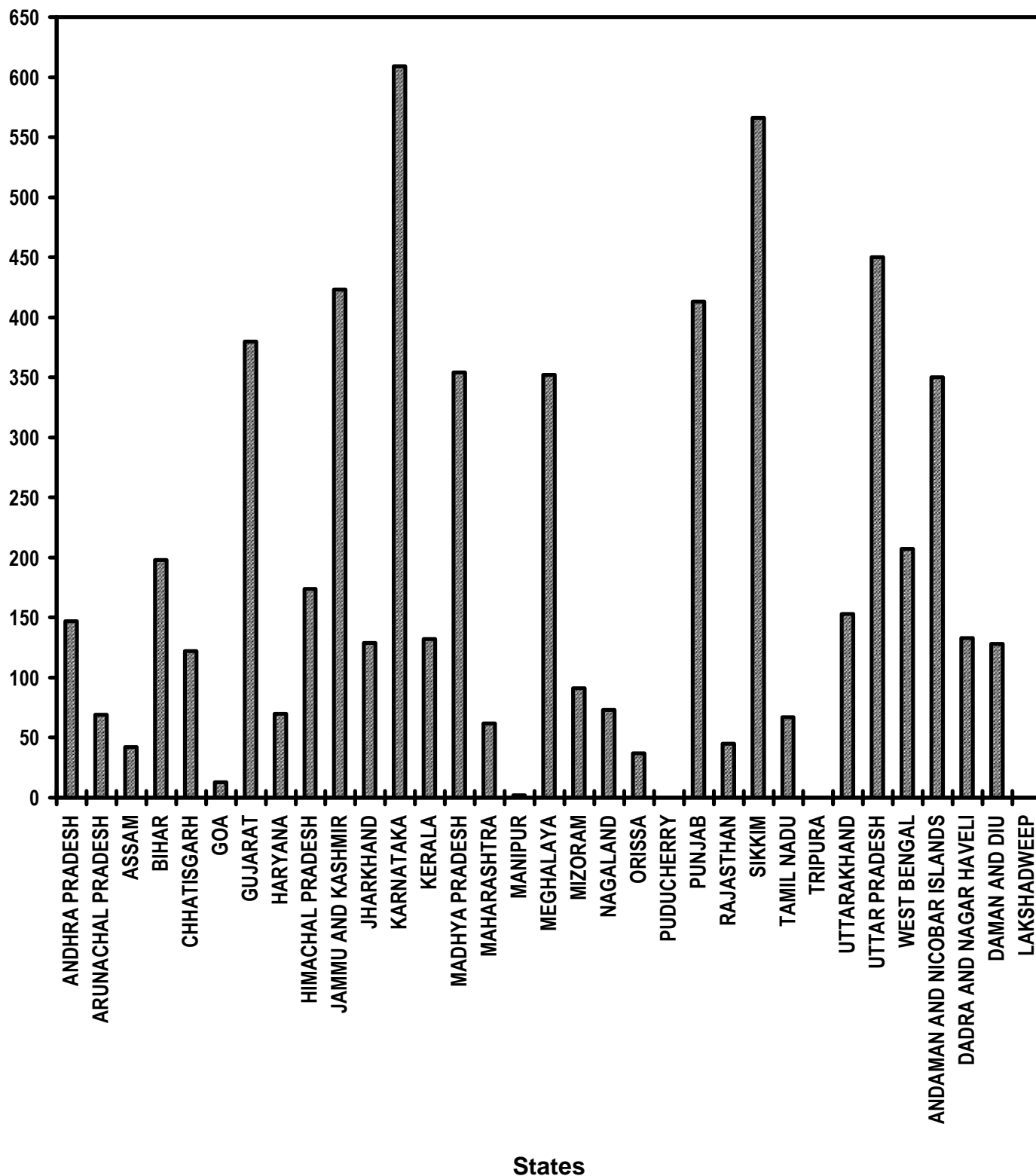


Table - 2 (A)

**Swaranjayanti Gram Swarojgar Yojana**  
**Individual Swarozgaries Assisted**  
**(Unit: Number)**

Sl. No.	State/UT Name	Target		Achievement April,2009-December,2009	Percent Achievement April,2009-December,2009
		2009-2010	April,2009-December,2009		
(1)	(2)	(3)	(4)	(5)	(5)/(4)
1	ANDHRA PRADESH	14,555	9,463	13,868	147
2	ARUNACHAL PRADESH	633	411	283 *	69
3	ASSAM	16,433	10,683	4,474	42
4	BIHAR	34,625	22,503	44,468	198
5	CHHATISGARH	7,690	4,998	6,108	122
6	GOA	211	136	18	13
7	GUJARAT	5,479	3,561	13,515	380
8	HARYANA	3,224	2,094	1,471	70
9	HIMACHAL PRADESH	1,357	882	1,536	174
10	JAMMU AND KASHMIR	1,681	1,092	4,619	423
11	JHARKHAND	13,056	8,487	10,981	129
12	KARNATAKA	10,990	7,146	43,493	609
13	KERALA	4,932	3,207	4,232	132
14	MADHYA PRADESH	16,477	10,710	37,937	354
15	MAHARASHTRA	21,726	14,121	8,777	62
16	MANIPUR	1,102	714	17 *	2
17	MEGHALAYA	1,234	801	2,820	352
18	MIZORAM	286	186	169 *	91
19	NAGALAND	846	549	399 *	73
20	ORISSA	16,649	10,821	4,002	37
21	PUDUCHERRY	251	165	0	0
22	PUNJAB	1,567	1,017	4,196	413
23	RAJASTHAN	8,346	5,424	2,426	45
24	SIKKIM	316	207	1,171	566
25	TAMIL NADU	12,871	8,367	5,640	67
26	TRIPURA	1,989	1,293	0	0
27	UTTARAKHAND	2,624	1,704	2,611	153
28	UTTAR PRADESH	49,848	32,400	1,45,826	450
29	WEST BENGAL	18,502	12,024	24,926	207
30	ANDAMAN AND NICOBAR ISLANDS	25	18	63	350
31	DADRA AND NAGAR HAVELI	25	18	24	133
32	DAMAN AND DIU	25	18	23	128
33	LAKSHADWEEP	25	18	0	0
<b>Grand Total</b>		<b>2,69,600</b>	<b>1,75,238</b>	<b>3,90,093</b>	<b>223</b>

**Very Good:(90% or above of targets)**

ANDHRA PRADESH, BIHAR, CHHATISGARH, GUJARAT, HIMACHAL PRADESH, JAMMU AND KASHMIR, JHARKHAND, KARNATAKA, KERALA, MADHYA PRADESH, MEGHALAYA, MIZORAM, PUNJAB, SIKKIM, UTTARAKHAND, UTTAR PRADESH, WEST BENGAL, ANDAMAN AND NICOBAR ISLANDS, DADRA AND NAGAR HAVELI, DAMAN AND DIU

**Poor:(Below 80% of targets)**

ARUNACHAL PRADESH, ASSAM, GOA, HARYANA, MAHARASHTRA, MANIPUR, NAGALAND, ORISSA, PUDUCHERRY, RAJASTHAN, TAMIL NADU, TRIPURA, LAKSHADWEEP

\* Figures furnished by Ministry of Rural Development

Table - 2 (B)

## Swaranjayanti Gram Swarojgar Yojana

Sl. No.	State/UT Name	Individual SC Swarozgaries Assisted (Number) April,2009-December,2009	Individual ST Swarozgaries Assisted (Number) April,2009-December,2009	Individual Women Swarozgaries Assisted (Number) April,2009-December,2009	Individual Disabled Swarozgaries Assisted (Number) April,2009-December,2009
		(3)	(4)	(5)	(6)
1	ANDHRA PRADESH	7,830	2,393	11,904	792
2	ARUNACHAL PRADESH	0	278	95	0
3	ASSAM	641	593	1,242	420
4	BIHAR	27,259	1,036	44,985	1,271
5	CHHATISGARH	998	2,026	518	112
6	GOA	3	5	9	1
7	GUJARAT	6,748	0	4,492	178
8	HARYANA	504	0	711	68
9	HIMACHAL PRADESH	529	221	387	28
10	JAMMU AND KASHMIR	468	444	958	9
11	JHARKHAND	2,152	4,336	1,452	66
12	KARNATAKA	18,998	5,812	46,131	1,244
13	KERALA	3,127	217	2,148	349
14	MADHYA PRADESH	8,773	11,904	17,791	1,321
15	MAHARASHTRA	2,227	1,558	2,379	586
16	MANIPUR	0	16	0	0
17	MEGHALAYA	0	2,820	1,214	0
18	MIZORAM	0	0	0	0
19	NAGALAND	0	69	31	3
20	ORISSA	1,062	1,328	1,081	539
21	PUDUCHERRY	0	0	0	0
22	PUNJAB	2,918	0	861	31
23	RAJASTHAN	785	402	1,133	88
24	SIKKIM	56	600	792	34
25	TAMIL NADU	2,244	108	3,346	2,417
26	TRIPURA	0	0	0	0
27	UTTARAKHAND	2,129	138	519	11
28	UTTAR PRADESH	83,959	193	66,732	2,487
29	WEST BENGAL	10,752	1,342	25,581	78
30	ANDAMAN AND NICOBAR ISLANDS	0	26	17	4
31	DADRA AND NAGAR HAVELI	0	0	0	0
32	DAMAN AND DIU	0	0	0	0
33	LAKSHADWEEP	0	22	7	0
Grand Total		1,84,162	37,887	2,36,516	12,137

**Table - 3(A)**

**Self Help Groups (SHG)**  
**(Unit: Number)**

		Formed under SGSY (Number) April,2009- December,2009
Sl. No.	State/UT Name	(3)
1	ANDHRA PRADESH	83,965
2	ARUNACHAL PRADESH	46
3	ASSAM	15,642
4	BIHAR	17,809
5	CHHATISGARH	2,710
6	DELHI	0
7	GOA	13
8	GUJARAT	4,080
9	HARYANA	2,134
10	HIMACHAL PRADESH	1,142
11	JAMMU AND KASHMIR	608
12	JHARKHAND	5,081
13	KARNATAKA	4,739
14	KERALA	884
15	MADHYA PRADESH	9,605
16	MAHARASHTRA	18,491
17	MANIPUR	77
18	MEGHALAYA	486
19	MIZORAM	0
20	NAGALAND	222
21	ORISSA	8,321
22	PUDUCHERRY	82
23	PUNJAB	722
24	RAJASTHAN	1,668
25	SIKKIM	144
26	TAMIL NADU	19,848
27	TRIPURA	1,561
28	UTTARAKHAND	4,441
29	UTTAR PRADESH	38,511
30	WEST BENGAL	24,614
31	ANDAMAN AND NICOBAR ISLANDS	38
32	CHANDIGARH	0
33	DADRA AND NAGAR HAVELI	0
34	DAMAN AND DIU	0
35	LAKSHADWEEP	0
<b>Grand Total</b>		<b>2,67,684</b>



# Self Help Groups (SHG)

## To whom income generating activities provided

% Achievement of Target  
During April-December, 2009

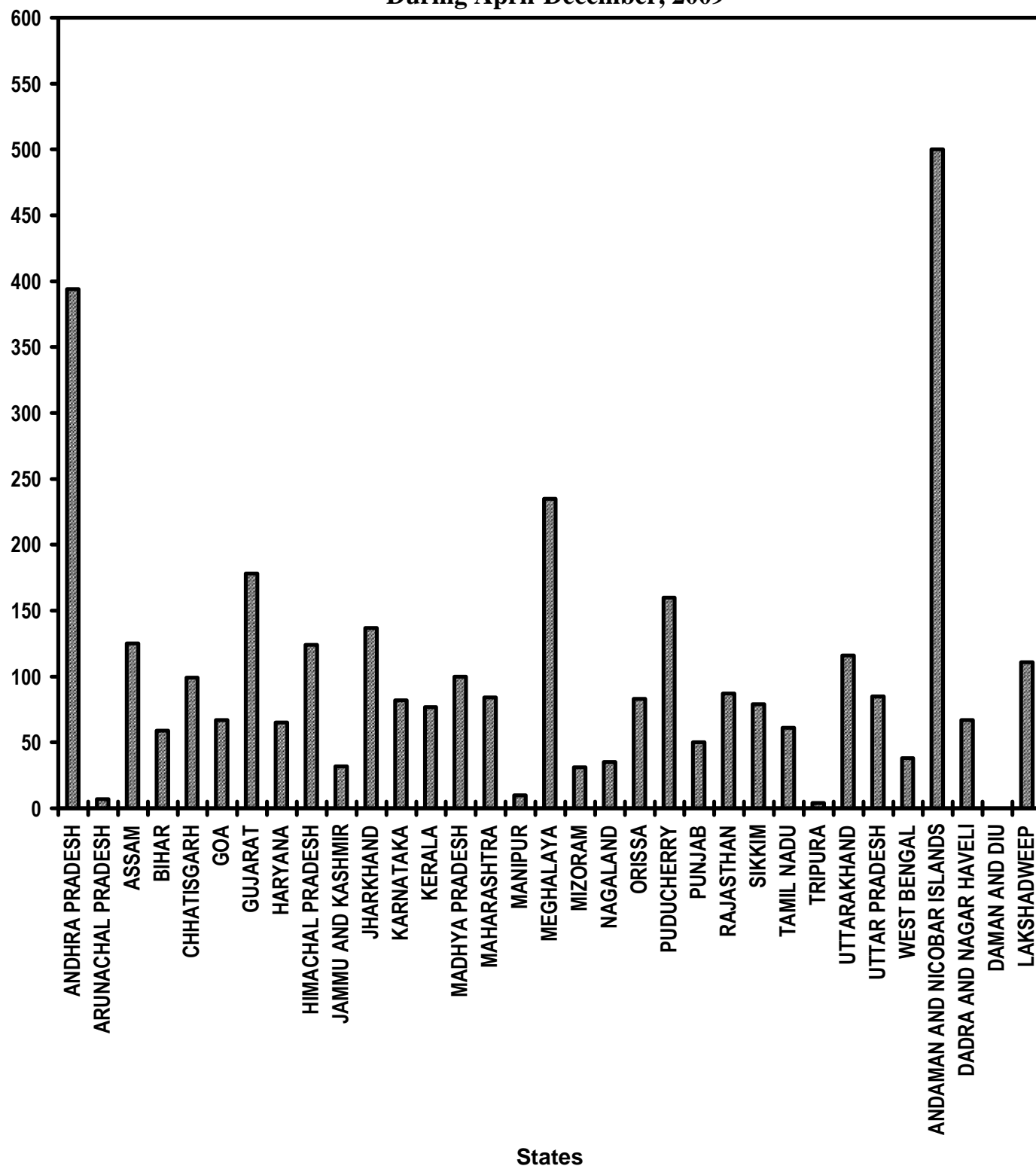


Table - 3(B)

**Self Help Groups (SHG)**  
**To whom income generating activities provided**  
**(Unit: Number)**

Sl. No.	State/UT Name	Target		Achievement April,2009-December,2009	Percent Achievement April,2009-December,2009
		2009-2010	April,2009-December,2009		
(1)	(2)	(3)	(4)	(5)	(5)/(4)
1	ANDHRA PRADESH	8,384	5,448	21,466	394
2	ARUNACHAL PRADESH	364	234	17 *	7
3	ASSAM	9,465	6,153	7,699	125
4	BIHAR	19,944	12,963	7,589	59
5	CHHATISGARH	4,429	2,877	2,845	99
6	GOA	121	81	54	67
7	GUJARAT	3,156	2,052	3,652	178
8	HARYANA	1,857	1,209	790	65
9	HIMACHAL PRADESH	781	507	627	124
10	JAMMU AND KASHMIR	968	630	202	32
11	JHARKHAND	7,520	4,887	6,674	137
12	KARNATAKA	6,330	4,116	3,368	82
13	KERALA	2,841	1,845	1,418	77
14	MADHYA PRADESH	9,491	6,171	6,151	100
15	MAHARASHTRA	12,514	8,133	6,856	84
16	MANIPUR	635	411	40	10
17	MEGHALAYA	711	462	1,088	235
18	MIZORAM	165	105	33*	31
19	NAGALAND	487	315	109*	35
20	ORISSA	9,590	6,231	5,195	83
21	PUDUCHERRY	144	93	149	160
22	PUNJAB	903	585	290*	50
23	RAJASTHAN	4,807	3,123	2,727	87
24	SIKKIM	182	117	93	79
25	TAMIL NADU	7,413	4,818	2,944	61
26	TRIPURA	1,146	744	27	4
27	UTTARAKHAND	1,511	984	1,145	116
28	UTTAR PRADESH	28,713	18,663	15,789	85
29	WEST BENGAL	10,657	6,927	2,615	38
30	ANDAMAN AND NICOBAR ISLANDS	14	9	45	500
31	DADRA AND NAGAR HAVELI	14	9	6	67
32	DAMAN AND DIU	14	9	0	0
33	LAKSHADWEEP	14	9	10	111
<b>Grand Total</b>		<b>1,55,285</b>	<b>1,00,920</b>	<b>1,01,713</b>	<b>101</b>

**Very Good:(90% or above of targets)**

ANDHRA PRADESH, ASSAM, CHHATISGARH, GUJARAT, HIMACHAL PRADESH, JHARKHAND, MADHYA PRADESH, MEGHALAYA, PUDUCHERRY, UTTARAKHAND, ANDAMAN AND NICOBAR ISLANDS, LAKSHADWEEP

**Good:(Between 80% to 90% targets)**

KARNATAKA, MAHARASHTRA, ORISSA, RAJASTHAN, UTTAR PRADESH

**Poor:(Below 80% of targets)**

ARUNACHAL PRADESH, BIHAR, GOA, HARYANA, JAMMU AND KASHMIR, KERALA, MANIPUR, MIZORAM, NAGALAND, PUNJAB, SIKKIM, TAMIL NADU, TRIPURA, WEST BENGAL, DADRA AND NAGAR HAVELI, DAMAN AND DIU

\* Figures furnished by Ministry of Rural Development

**Table - 4 (A)**

**Distribution of waste land to the landless  
(Unit: Hectare)**

		<b>Total Land Distributed (Hectare) April,2009- December,2009</b>
<b>Sl. No.</b>	<b>State/UT Name</b>	
<b>(1)</b>	<b>(2)</b>	<b>(3)</b>
1	ANDHRA PRADESH	3,601
2	ARUNACHAL PRADESH	0
3	ASSAM	0
4	BIHAR	26
5	CHHATISGARH	24,567
6	DELHI	0
7	GOA	0
8	GUJARAT	5,340
9	HARYANA	0
10	JAMMU AND KASHMIR	0
11	JHARKHAND	141
12	KARNATAKA	0
13	KERALA	0
14	MADHYA PRADESH	0
15	MAHARASHTRA	0
16	MANIPUR	0
17	MEGHALAYA	0
18	MIZORAM	0
19	NAGALAND	0
20	ORISSA	278
21	PUDUCHERRY	0
22	PUNJAB	0
23	RAJASTHAN	0
24	SIKKIM	144
25	TAMIL NADU	354
26	TRIPURA	0
27	UTTARAKHAND	0
28	UTTAR PRADESH	4,216
29	WEST BENGAL	0
30	ANDAMAN AND NICOBAR ISLANDS	0
31	CHANDIGARH	0
32	DADRA AND NAGAR HAVELI	0
33	DAMAN AND DIU	0
34	LAKSHADWEEP	0
<b>Grand Total</b>		<b>38,667</b>

**Table - 4 (B)**

**Distribution of waste land to the landless**

Sl. No.	State/UT Name	Land Distributed to SC (Hectare) April,2009- December,2009	Land Distributed to ST (Hectare) April,2009- December,2009	Land Distributed to Others (Hectare) April,2009- December,2009
		(3)	(4)	(5)
1	ANDHRA PRADESH	222	2,254	1,125
2	ARUNACHAL PRADESH	0	0	0
3	ASSAM	0	0	0
4	BIHAR	25	0	1
5	CHHATISGARH	4,197	11,761	8,610
6	DELHI	0	0	0
7	GOA	0	0	0
8	GUJARAT	1,023	613	3,703
9	HARYANA	0	0	0
10	JAMMU AND KASHMIR	0	0	0
11	JHARKHAND	18	91	29
12	KARNATAKA	0	0	0
13	KERALA	0	0	0
14	MADHYA PRADESH	0	0	0
15	MAHARASHTRA	0	0	0
16	MANIPUR	0	0	0
17	MEGHALAYA	0	0	0
18	MIZORAM	0	0	0
19	NAGALAND	0	0	0
20	ORISSA	64	104	110
21	PUDUCHERRY	0	0	0
22	PUNJAB	0	0	0
23	RAJASTHAN	0	0	0
24	SIKKIM	93	0	0
25	TAMIL NADU	95	3	256
26	TRIPURA	0	0	0
27	UTTARAKHAND	0	0	0
28	UTTAR PRADESH	2,332	74	1,810
29	WEST BENGAL	0	0	0
30	ANDAMAN AND NICOBAR ISLANDS	0	0	0
31	CHANDIGARH	0	0	0
32	DADRA AND NAGAR HAVELI	0	0	0
33	DAMAN AND DIU	0	0	0
34	LAKSHADWEEP	0	0	0
Grand Total		8,069	14,900	15,644

Table - 5(A)

## Minimum Wages Enforcement (including Farm Labour)

Sl. No.	State/UT Name	Agriculture and Farm Workers: Inspections made (Number) April,2009-December,2009	Agriculture and Farm Workers: Irregularities detected (Number) April,2009-December,2009	Agriculture and Farm Workers: Irregularities rectified (Number) April,2009-December,2009
		(3)	(4)	(5)
1	ANDHRA PRADESH	0	0	0
2	ARUNACHAL PRADESH	0	0	0
3	ASSAM	0	0	0
4	BIHAR	54,058	8,110	8,056
5	CHHATISGARH	0	0	0
6	DELHI	0	0	0
7	GOA	0	0	0
8	GUJARAT	26,668	3,399	3,454
9	HARYANA	0	0	0
10	HIMACHAL PRADESH	0	0	0
11	JAMMU AND KASHMIR	0	0	0
12	JHARKHAND	0	0	0
13	KARNATAKA	0	0	0
14	KERALA	0	0	0
15	MADHYA PRADESH	0	0	0
16	MAHARASHTRA	0	0	0
17	MANIPUR	0	0	0
18	MEGHALAYA	9	0	0
19	MIZORAM	0	0	0
20	NAGALAND	0	0	0
21	ORISSA	8,818	5,813	4,839
22	PUDUCHERRY	0	0	0
23	PUNJAB	247	0	0
24	RAJASTHAN	1,110	10	5
25	SIKKIM	0	0	0
26	TAMIL NADU	0	0	0
27	TRIPURA	0	0	0
28	UTTARAKHAND	842	0	0
29	UTTAR PRADESH	0	0	0
30	WEST BENGAL	0	0	0
31	ANDAMAN AND NICOBAR ISLANDS	0	0	0
32	CHANDIGARH	0	0	0
33	DADRA AND NAGAR HAVELI	0	0	0
34	DAMAN AND DIU	0	0	0
35	LAKSHADWEEP	0	0	0
Grand Total		91,752	17,332	16,354

**Table - 5(B)**

**Minimum Wages Enforcement (including Farm Labour)**  
**(Unit: Number)**

Sl. No.		Agriculture and Farm Workers: Claims filed (Number) April,2009- December,2009	Agriculture and Farm Workers: Claims settled (Number) April,2009- December,2009
(1)	(2)	(3)	(4)
1	ANDHRA PRADESH	0	0
2	ARUNACHAL PRADESH	0	0
3	ASSAM	0	0
4	BIHAR	2,467	2,687
5	CHHATISGARH	0	0
6	DELHI	0	0
7	GOA	0	0
8	GUJARAT	0	0
9	HARYANA	4	24
10	HIMACHAL PRADESH	0	0
11	JAMMU AND KASHMIR	0	0
12	JHARKHAND	0	0
13	KARNATAKA	0	0
14	KERALA	0	0
15	MADHYA PRADESH	0	0
16	MAHARASHTRA	0	0
17	MANIPUR	0	0
18	MEGHALAYA	0	0
19	MIZORAM	0	0
20	NAGALAND	0	0
21	ORISSA	0	0
22	PUDUCHERRY	0	0
23	PUNJAB	0	0
24	RAJASTHAN	7	1
25	SIKKIM	0	0
26	TAMIL NADU	0	0
27	TRIPURA	0	0
28	UTTARAKHAND	0	0
29	UTTAR PRADESH	0	0
30	WEST BENGAL	0	0
31	ANDAMAN AND NICOBAR ISLANDS	0	0
32	CHANDIGARH	0	0
33	DADRA AND NAGAR HAVELI	0	0
34	DAMAN AND DIU	0	0
35	LAKSHADWEEP	0	0
<b>Grand Total</b>		<b>2,478</b>	<b>2,712</b>

Table - 5(C)

## Minimum Wages Enforcement (including Farm Labour)

Sl. No.	State/UT Name	Agriculture and Farm Workers: Prosecution cases Pending (Number) April,2009-December,2009	Agriculture and Farm Workers: Prosecution cases filed (Number) April,2009-December,2009	Agriculture and Farm Workers: Prosecution cases decided (Number) April,2009-December,2009
		(3)	(4)	(5)
1	ANDHRA PRADESH	0	0	0
2	ARUNACHAL PRADESH	0	0	0
3	ASSAM	0	0	0
4	BIHAR	1,608	0	0
5	CHHATISGARH	0	0	0
6	DELHI	0	0	0
7	GOA	0	0	0
8	GUJARAT	5,252	13	65
9	HARYANA	2,653	0	0
10	HIMACHAL PRADESH	0	0	0
11	JAMMU AND KASHMIR	0	0	0
12	JHARKHAND	0	0	0
13	KARNATAKA	0	0	0
14	KERALA	0	0	0
15	MADHYA PRADESH	0	0	0
16	MAHARASHTRA	0	0	0
17	MANIPUR	0	0	0
18	MEGHALAYA	0	0	0
19	MIZORAM	0	0	0
20	NAGALAND	0	0	0
21	ORISSA	1,198	2	0
22	PUDUCHERRY	0	0	0
23	PUNJAB	0	0	0
24	RAJASTHAN	0	0	0
25	SIKKIM	0	0	0
26	TAMIL NADU	0	0	0
27	TRIPURA	0	0	0
28	UTTARAKHAND	0	0	0
29	UTTAR PRADESH	0	0	0
30	WEST BENGAL	0	0	0
31	ANDAMAN AND NICOBAR ISLANDS	0	0	0
32	CHANDIGARH	0	0	0
33	DADRA AND NAGAR HAVELI	0	0	0
34	DAMAN AND DIU	0	0	0
35	LAKSHADWEEP	0	0	0
Grand Total		10,711	15	65

# Food Security: Targeted Public Distribution System (APL+BPL+AAY)

## Off take

% Achievement of Target  
During April-December, 2009

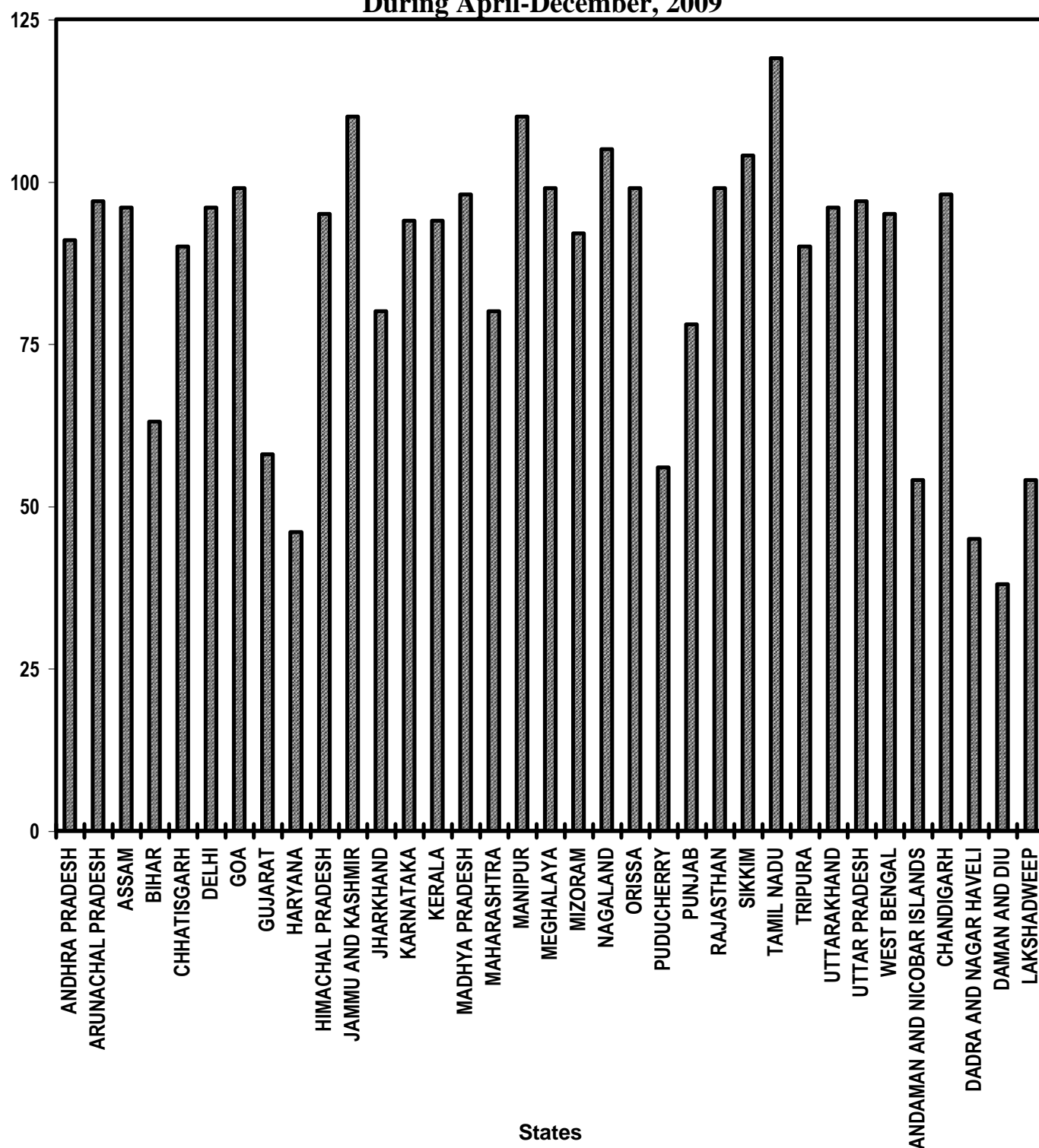




Table - 6(A)

## Food security-Targeted Public Distribution system (APL+BPL+AAAY)

Sl. No.	State/UT Name	Allocation of Food Grains (Tonnes) April,2009-December,2009	Off take (Tonnes) April,2009-December,2009	Percentage of offtake w.r.t. Allocation of Food Grains
		(3)	(4)	(5)
1	ANDHRA PRADESH	28,94,358	26,38,338	91
2	ARUNACHAL PRADESH	76,167	74,193	97
3	ASSAM	10,94,547	10,54,546	96
4	BIHAR	25,91,853	16,25,728	63
5	CHHATISGARH	8,18,964	7,36,854	90
6	DELHI	4,44,411	4,25,907	96
7	GOA	35,656	35,476	99
8	GUJARAT	12,13,866	7,04,922	58
9	HARYANA	7,35,354	3,35,156	46
10	HIMACHAL PRADESH	3,67,527	3,48,930	95
11	JAMMU AND KASHMIR	5,67,603	6,21,866	110
12	JHARKHAND	9,72,129	7,82,179	80
13	KARNATAKA	16,49,683	15,57,958	94
14	KERALA	9,94,953	9,40,124	94
15	MADHYA PRADESH	22,42,194	21,95,652	98
16	MAHARASHTRA	33,86,756	27,14,370	80
17	MANIPUR	86,552	95,631	110
18	MEGHALAYA	1,10,457	1,09,707	99
19	MIZORAM	62,181	57,340	92
20	NAGALAND	97,827	1,02,526	105
21	ORISSA	15,86,889	15,74,382	99
22	PUDUCHERRY	39,834	22,394	56
23	PUNJAB	9,10,440	7,10,064	78
24	RAJASTHAN	14,21,067	14,04,663	99
25	SIKKIM	33,165	34,361	104
26	TAMIL NADU	28,37,124	33,65,521	119
27	TRIPURA	2,26,503	2,04,589	90
28	UTTARAKHAND	3,10,689	2,99,411	96
29	UTTAR PRADESH	51,85,432	50,34,988	97
30	WEST BENGAL	24,92,408	23,71,802	95
31	ANDAMAN AND NICOBAR ISLANDS	23,454	12,738	54
32	CHANDIGARH	19,301	18,897	98
33	DADRA AND NAGAR HAVELI	6,660	2,973	45
34	DAMAN AND DIU	3,240	1,231	38
35	LAKSHADWEEP	3,459	1,880	54
Grand Total		3,55,42,703	3,22,17,297	91

Very Good:(90% or above of targets)

ANDHRA PRADESH, ARUNACHAL PRADESH, ASSAM, CHHATISGARH, DELHI, GOA, HIMACHAL PRADESH, JAMMU AND KASHMIR, KARNATAKA, KERALA, MADHYA PRADESH, MANIPUR, MEGHALAYA, MIZORAM, NAGALAND, ORISSA, RAJASTHAN, SIKKIM, TAMIL NADU, TRIPURA, UTTARAKHAND, UTTAR PRADESH, WEST BENGAL, CHANDIGARH

Good:(Between 80% to 90% targets)

JHARKHAND, MAHARASHTRA

Poor:(Below 80% of targets)

BIHAR, GUJARAT, HARYANA, PUDUCHERRY, PUNJAB, ANDAMAN AND NICOBAR ISLANDS, DADRA AND NAGAR HAVELI, DAMAN AND DIU, LAKSHADWEEP

# Food Security: Targeted Public Distribution System (Only Antyodaya Anna Yojana)

## Off take

% Achievement of Target  
During April-December, 2009

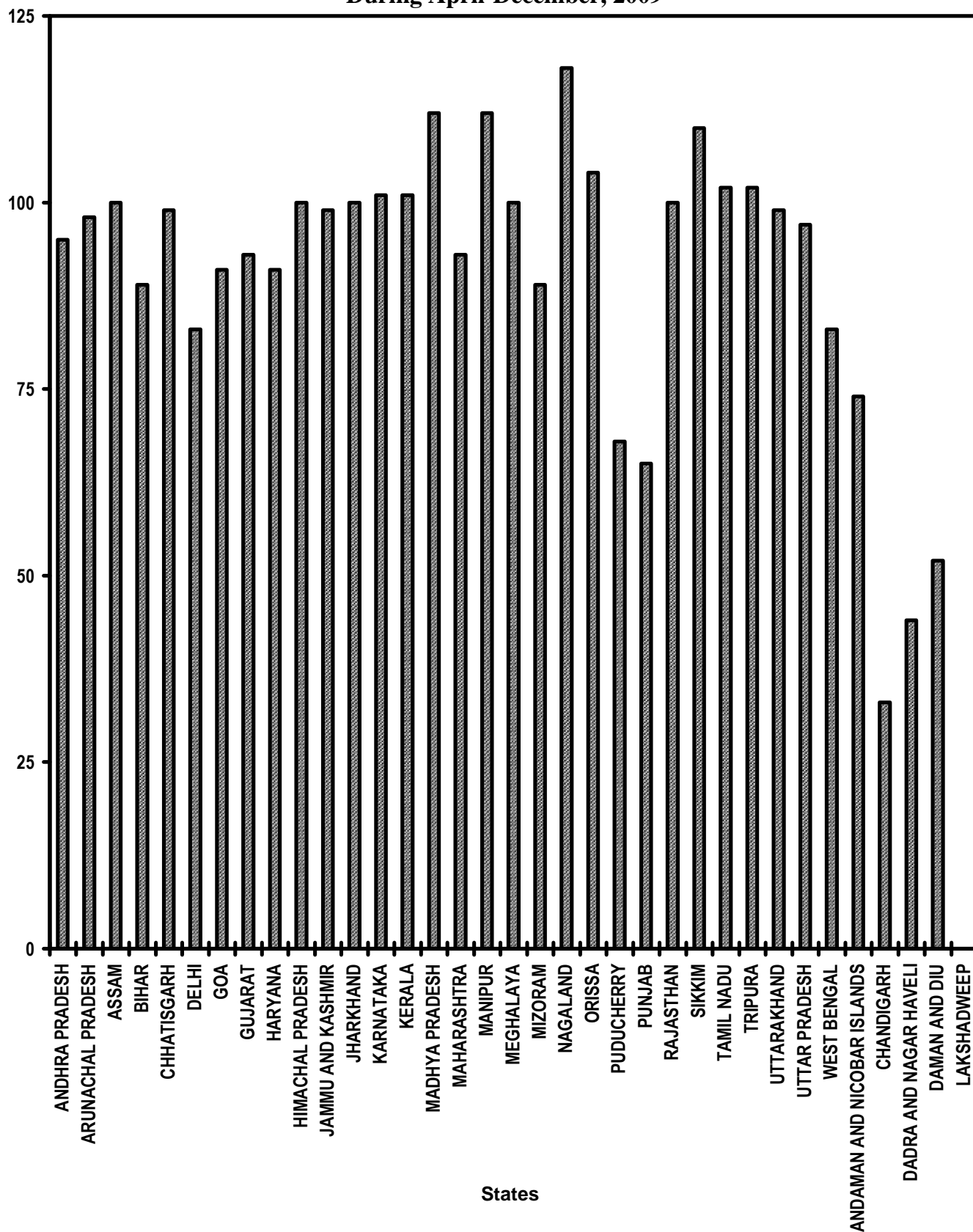


Table - 6(B)

## Food security-Targeted Public Distribution system (only AAY)

Sl. No.	State/UT Name	Allocation of Food Grains (Tonnes)	Off take (Tonnes)	Percentage of offtake w.r.t. Allocation of Food Grains
		April,2009-December,2009	April,2009-December,2009	
(1)	(2)	(3)	(4)	(5)
1	ANDHRA PRADESH	4,90,716	4,67,216	95
2	ARUNACHAL PRADESH	11,979	11,683	98
3	ASSAM	2,21,769	2,21,502	100
4	BIHAR	7,64,991	6,81,784	89
5	CHHATISGARH	2,26,458	2,24,039	99
6	DELHI	47,313	39,131	83
7	GOA	4,581	4,184	91
8	GUJARAT	2,55,060	2,37,818	93
9	HARYANA	92,115	84,258	91
10	HIMACHAL PRADESH	62,055	62,035	100
11	JAMMU AND KASHMIR	80,541	79,629	99
12	JHARKHAND	2,89,152	2,89,653	100
13	KARNATAKA	3,77,919	3,81,621	101
14	KERALA	1,87,695	1,89,126	101
15	MADHYA PRADESH	4,98,195	5,60,065	112
16	MAHARASHTRA	7,76,160	7,23,611	93
17	MANIPUR	20,043	22,474	112
18	MEGHALAYA	22,113	22,068	100
19	MIZORAM	8,190	7,290	89
20	NAGALAND	14,976	17,726	118
21	ORISSA	3,98,340	4,13,769	104
22	PUDUCHERRY	10,161	6,924	68
23	PUNJAB	56,520	36,957	65
24	RAJASTHAN	2,93,616	2,92,646	100
25	SIKKIM	5,202	5,701	110
26	TAMIL NADU	5,87,358	5,99,591	102
27	TRIPURA	35,640	36,231	102
28	UTTARAKHAND	47,637	47,038	99
29	UTTAR PRADESH	12,89,610	12,54,061	97
30	WEST BENGAL	4,66,263	3,87,312	83
31	ANDAMAN AND NICOBAR ISLANDS	1,350	1,001	74
32	CHANDIGARH	468	154	33
33	DADRA AND NAGAR HAVELI	1,647	732	44
34	DAMAN AND DIU	477	249	52
35	LAKSHADWEEP	372	0	0
Grand Total		76,46,682	74,09,279	97

Very Good:(90% or above of targets)

ANDHRA PRADESH, ARUNACHAL PRADESH, ASSAM, CHHATISGARH, GOA, GUJARAT, HARYANA, HIMACHAL PRADESH, JAMMU AND KASHMIR, JHARKHAND, KARNATAKA, KERALA, MADHYA PRADESH, MAHARASHTRA, MANIPUR, MEGHALAYA, NAGALAND, ORISSA, RAJASTHAN, SIKKIM, TAMIL NADU, TRIPURA, UTTARAKHAND, UTTAR PRADESH

Good:(Between 80% to 90% targets)

BIHAR, DELHI, MIZORAM, WEST BENGAL

Poor:(Below 80% of targets)

PUDUCHERRY, PUNJAB, ANDAMAN AND NICOBAR ISLANDS, CHANDIGARH, DADRA AND NAGAR HAVELI, DAMAN AND DIU, LAKSHADWEEP

# Food Security: Targeted Public Distribution System (Only APL)

## Off take

% Achievement of Target  
During April-December, 2009

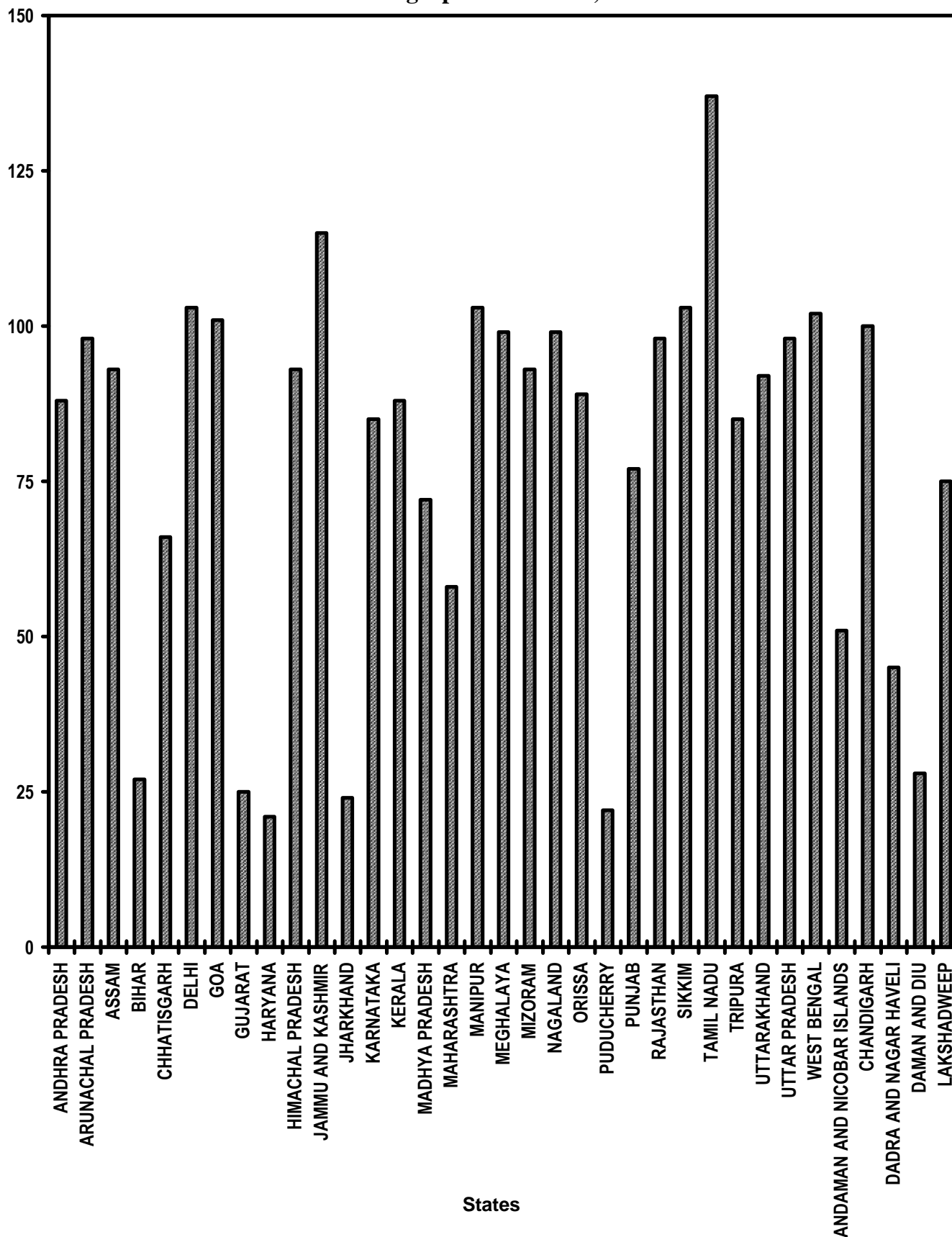


Table - 6(C)

## Food Security - Targeted Public Distribution System (Only APL)

Sl. No.	State/UT Name	Allocation of Food Grains (Tonnes)	Off take (Tonnes)	Percentage of offtake w.r.t. Allocation of Food Grains
		April,2009-December,2009	April,2009-December,2009	
(1)	(2)	(3)	(4)	(5)
1	ANDHRA PRADESH	16,14,576	14,23,171	88
2	ARUNACHAL PRADESH	45,045	44,045	98
3	ASSAM	5,16,360	4,78,137	93
4	BIHAR	5,37,009	1,44,453	27
5	CHHATISGARH	2,28,240	1,50,711	66
6	DELHI	3,15,576	3,23,852	103
7	GOA	26,980	27,196	101
8	GUJARAT	5,97,330	1,49,092	25
9	HARYANA	4,86,810	1,03,483	21
10	HIMACHAL PRADESH	2,05,617	1,91,239	93
11	JAMMU AND KASHMIR	3,35,790	3,84,947	115
12	JHARKHAND	2,18,010	51,239	24
13	KARNATAKA	6,63,976	5,63,686	85
14	KERALA	5,05,497	4,46,018	88
15	MADHYA PRADESH	9,42,837	6,74,341	72
16	MAHARASHTRA	13,28,528	7,67,214	58
17	MANIPUR	34,253	35,435	103
18	MEGHALAYA	52,812	52,138	99
19	MIZORAM	40,761	37,920	93
20	NAGALAND	58,767	58,376	99
21	ORISSA	3,14,370	2,79,133	89
22	PUDUCHERRY	13,500	2,997	22
23	PUNJAB	7,63,038	5,90,026	77
24	RAJASTHAN	6,55,302	6,39,010	98
25	SIKKIM	19,485	20,058	103
26	TAMIL NADU	13,05,342	17,87,864	137
27	TRIPURA	1,33,578	1,13,023	85
28	UTTARAKHAND	1,53,810	1,41,102	92
29	UTTAR PRADESH	18,21,547	17,76,689	98
30	WEST BENGAL	8,60,960	8,79,115	102
31	ANDAMAN AND NICOBAR ISLANDS	18,324	9,412	51
32	CHANDIGARH	16,200	16,237	100
33	DADRA AND NAGAR HAVELI	1,620	733	45
34	DAMAN AND DIU	1,980	547	28
35	LAKSHADWEEP	2,520	1,880	75
Grand Total		1,48,36,350	1,23,64,519	83

Very Good:(90% or above of targets)

ARUNACHAL PRADESH, ASSAM, DELHI, GOA, HIMACHAL PRADESH, JAMMU AND KASHMIR, MANIPUR, MEGHALAYA, MIZORAM, NAGALAND, RAJASTHAN, SIKKIM, TAMIL NADU, UTTARAKHAND, UTTAR PRADESH, WEST BENGAL, CHANDIGARH

Good:(Between 80% to 90% targets)

ANDHRA PRADESH, KARNATAKA, KERALA, ORISSA, TRIPURA

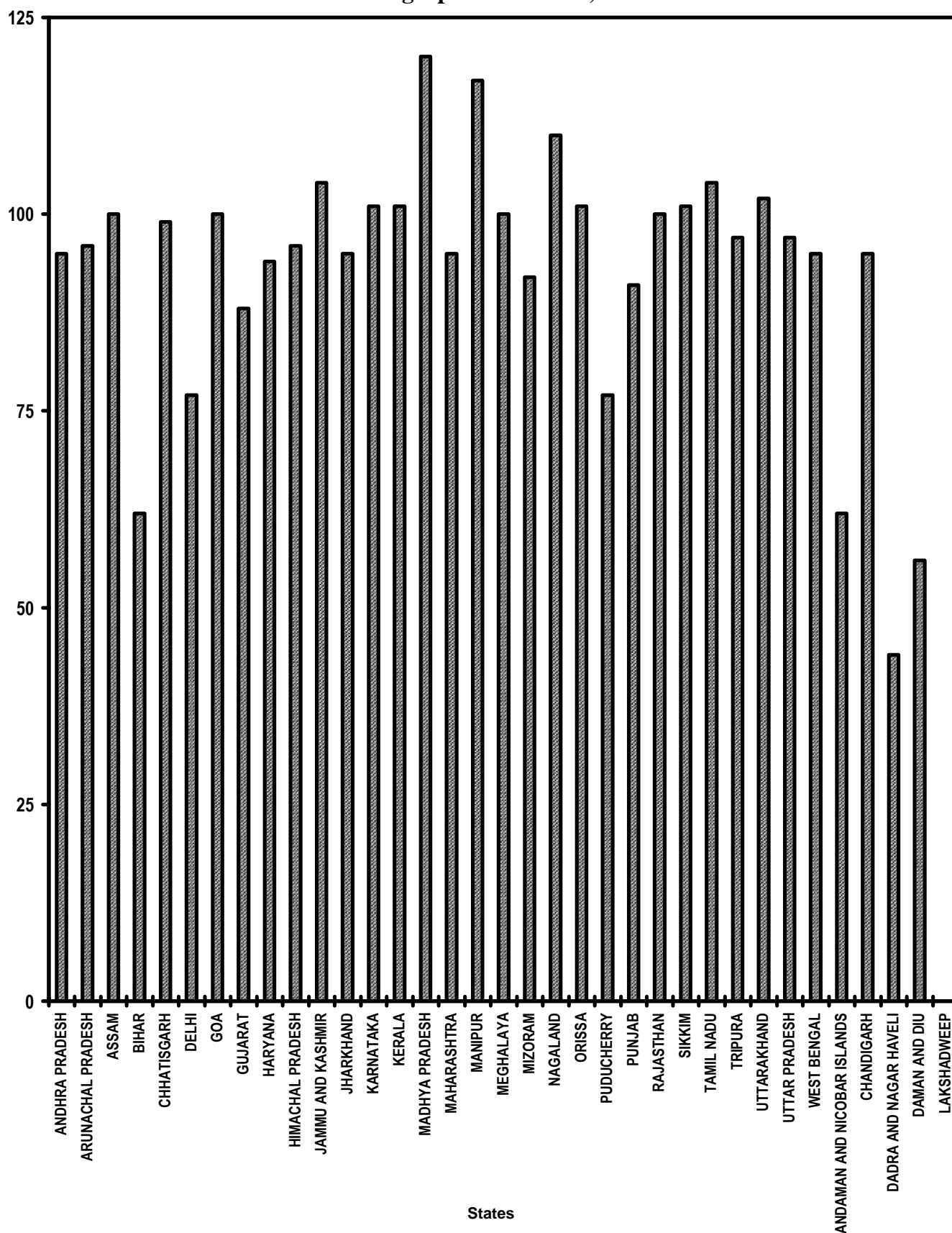
Poor:(Below 80% of targets)

BIHAR, CHHATISGARH, GUJARAT, HARYANA, JHARKHAND, MADHYA PRADESH, MAHARASHTRA, PUDUCHERRY, PUNJAB, ANDAMAN AND NICOBAR ISLANDS, DADRA AND NAGAR HAVELI, DAMAN AND DIU, LAKSHADWEEP

# Food Security: Targeted Public Distribution System (Only BPL)

## Off take

% Achievement of Target  
During April-December, 2009



States

Table - 6(D)

## Food Security - Targeted Public Distribution System (Only BPL)

Sl. No.	State/UT Name	Allocation of Food Grains (Tonnes)	Off take (Tonnes)	Percentage of offtake w.r.t. Allocation of Food Grains
		April,2009-December,2009	April,2009-December,2009	
(1)	(2)	(3)	(4)	(5)
1	ANDHRA PRADESH	7,89,066	7,47,951	95
2	ARUNACHAL PRADESH	19,143	18,465	96
3	ASSAM	3,56,418	3,54,907	100
4	BIHAR	12,89,853	7,99,491	62
5	CHHATISGARH	3,64,266	3,62,104	99
6	DELHI	81,522	62,924	77
7	GOA	4,095	4,096	100
8	GUJARAT	3,61,476	3,18,012	88
9	HARYANA	1,56,429	1,47,415	94
10	HIMACHAL PRADESH	99,855	95,656	96
11	JAMMU AND KASHMIR	1,51,272	1,57,290	104
12	JHARKHAND	4,64,967	4,41,287	95
13	KARNATAKA	6,07,788	6,12,651	101
14	KERALA	3,01,761	3,04,980	101
15	MADHYA PRADESH	8,01,162	9,61,246	120
16	MAHARASHTRA	12,82,068	12,23,545	95
17	MANIPUR	32,256	37,722	117
18	MEGHALAYA	35,532	35,501	100
19	MIZORAM	13,230	12,130	92
20	NAGALAND	24,084	26,424	110
21	ORISSA	8,74,179	8,81,480	101
22	PUDUCHERRY	16,173	12,473	77
23	PUNJAB	90,882	83,081	91
24	RAJASTHAN	4,72,149	4,73,007	100
25	SIKKIM	8,478	8,602	101
26	TAMIL NADU	9,44,424	9,78,066	104
27	TRIPURA	57,285	55,335	97
28	UTTARAKHAND	1,09,242	1,11,271	102
29	UTTAR PRADESH	20,74,275	20,04,238	97
30	WEST BENGAL	11,65,185	11,05,375	95
31	ANDAMAN AND NICOBAR ISLANDS	3,780	2,325	62
32	CHANDIGARH	2,633	2,506	95
33	DADRA AND NAGAR HAVELI	3,393	1,508	44
34	DAMAN AND DIU	783	435	56
35	LAKSHADWEEP	567	0	0
Grand Total		1,30,59,671	1,24,43,499	95

Very Good:(90% or above of targets)

ANDHRA PRADESH, ARUNACHAL PRADESH, ASSAM, CHHATISGARH, GOA, HARYANA, HIMACHAL PRADESH, JAMMU AND KASHMIR, JHARKHAND, KARNATAKA, KERALA, MADHYA PRADESH, MAHARASHTRA, MANIPUR, MEGHALAYA, MIZORAM, NAGALAND, ORISSA, PUNJAB, RAJASTHAN, SIKKIM, TAMIL NADU, TRIPURA, UTTARAKHAND, UTTAR PRADESH, WEST BENGAL, CHANDIGARH

Good:(Between 80% to 90% targets)

GUJARAT

Poor:(Below 80% of targets)

BIHAR, DELHI, PUDUCHERRY, ANDAMAN AND NICOBAR ISLANDS, DADRA AND NAGAR HAVELI, DAMAN AND DIU, LAKSHADWEEP

# Rural Housing - Indira Awaas Yojana

## Houses constructed

% Achievement of Target

During April-December, 2009

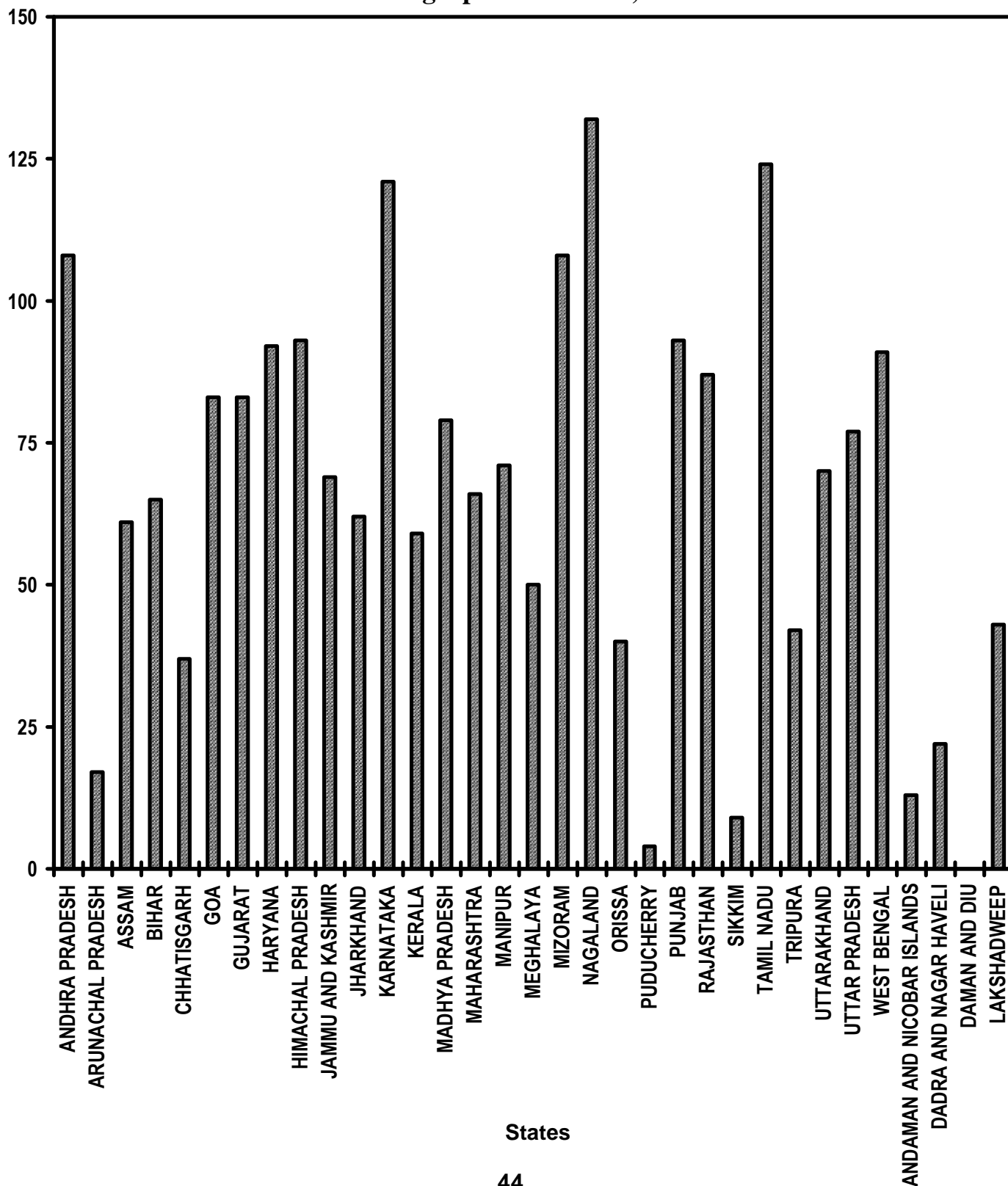




Table - 7

**Rural Housing - Indira Awaas Yojana**  
**Houses constructed**  
**(Unit: Number)**

Sl. No.	State/UT Name	Target		Achievement April,2009- December,2009	Percent Achievement April,2009- December,2009
		2009-2010	April,2009- December,2009		
(1)	(2)	(3)	(4)	(5)	(5)/(4)
1	ANDHRA PRADESH	3,71,982	2,04,591	2,21,761	108
2	ARUNACHAL PRADESH	10,873	5,979	990	17
3	ASSAM	2,40,446	1,32,246	80,479	61
4	BIHAR	10,98,001	6,03,900	3,94,977	65
5	CHHATISGARH	57,520	31,635	11,764	37
6	GOA	2,291	1,260	1,049	83
7	GUJARAT	1,82,429	1,00,335	83,756	83
8	HARYANA	25,611	14,085	12,891	92
9	HIMACHAL PRADESH	8,212	4,515	4,178	93
10	JAMMU AND KASHMIR	25,508	14,031	9,683	69
11	JHARKHAND	97,926	53,859	33,624	62
12	KARNATAKA	1,43,311	78,822	95,266	121
13	KERALA	79,695	43,833	26,024	59
14	MADHYA PRADESH	1,14,396	62,916	49,871	79
15	MAHARASHTRA	2,24,323	1,23,378	82,013	66
16	MANIPUR	9,439	5,193	3,690	71
17	MEGHALAYA	16,440	9,042	4,561	50
18	MIZORAM	3,504	1,929	2088 *	108
19	NAGALAND	10,878	5,985	7911*	132
20	ORISSA	2,15,715	1,18,644	47,823	40
21	PUDUCHERRY	1,370	753	28	4
22	PUNJAB	31,674	17,424	16,150	93
23	RAJASTHAN	91,670	50,418	43,855	87
24	SIKKIM	2,080	1,143	100	9
25	TAMIL NADU	1,48,928	81,912	1,01,908	124
26	TRIPURA	21,182	11,649	4,858	42
27	UTTARAKHAND	22,476	12,360	8,617	70
28	UTTAR PRADESH	4,93,156	2,71,236	2,08,355	77
29	WEST BENGAL	2,97,564	1,63,662	1,48,211	91
30	ANDAMAN AND NICOBAR ISLANDS	2,750	1,512	197	13
31	DADRA AND NAGAR HAVELI	458	252	55	22
32	DAMAN AND DIU	205	114	0	0
33	LAKSHADWEEP	229	126	54	43
<b>Grand Total</b>		<b>40,52,242</b>	<b>22,28,739</b>	<b>17,06,787</b>	<b>77</b>

**Very Good:(90% or above of targets)**

ANDHRA PRADESH, HARYANA, HIMACHAL PRADESH, KARNATAKA, MIZORAM, NAGALAND, PUNJAB, TAMIL NADU, WEST BENGAL

**Good:(Between 80% to 90% targets)**

GOA, GUJARAT, RAJASTHAN

**Poor:(Below 80% of targets)**

ARUNACHAL PRADESH, ASSAM, BIHAR, CHHATISGARH, JAMMU AND KASHMIR, JHARKHAND, KERALA, MADHYA PRADESH, MAHARASHTRA, MANIPUR, MEGHALAYA, ORISSA, PUDUCHERRY, SIKKIM, TRIPURA, UTTARAKHAND, UTTAR PRADESH, ANDAMAN AND NICOBAR ISLANDS, DADRA AND NAGAR HAVELI, DAMAN AND DIU, LAKSHADWEEP

\* Figures furnished by Ministry of Rural Development

# EWS/LIG Houses in Urban Areas

**Houses constructed**  
**% Achievement of Target**  
**During April-December, 2009**

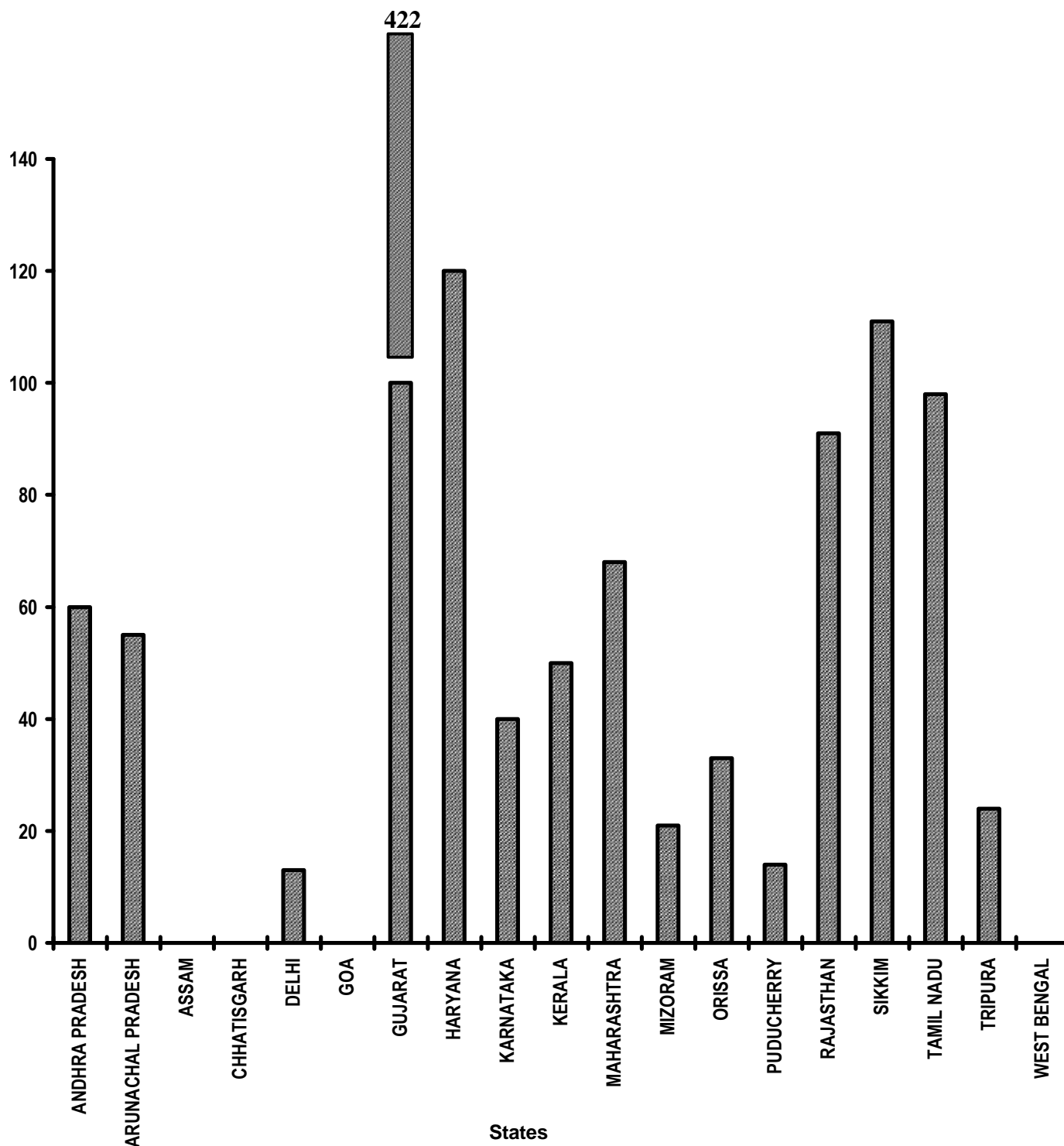


Table - 8

**EWS/LIG Houses in Urban Areas**  
**Houses constructed**  
**(Unit: Number)**

Sl. No.	State/UT Name	Target		Achievement	Percent
		2009-2010	April,2009- December,2009	April,2009- December,2009	April,2009- December,2009
(1)	(2)	(3)	(4)	(5)	(5)/(4)
1	ANDHRA PRADESH	90,000	67,500	40,779	60
2	ARUNACHAL PRADESH	100	75	41	55
3	ASSAM	293	218	0	0
4	CHHATISGARH	10,000	7,500	0	0
5	DELHI	6,896	5,172	693	13
6	GOA	130	97	0	0
7	GUJARAT	10,000	7,500	31,638	422
8	HARYANA	701	525	631	120
9	KARNATAKA	10,000	7,497	3,013	40
10	KERALA	2,200	1,647	820	50
11	MAHARASHTRA	14,033	10,523	7,167	68
12	MIZORAM	1,512	1,134	240	21
13	ORISSA	208	156	52	33
14	PUDUCHERRY	233	171	24	14
15	RAJASTHAN	2,288	1,710	1,557	91
16	SIKKIM	25	18	20	111
17	TAMIL NADU	10,000	7,500	7,340	98
18	TRIPURA	456	342	83	24
19	WEST BENGAL	632	473	0	0
<b>Grand Total</b>		<b>1,59,707</b>	<b>1,19,758</b>	<b>94,098</b>	<b>79</b>

**Very Good:(90% or above of targets)**

GUJARAT, HARYANA, RAJASTHAN, SIKKIM, TAMIL NADU

**Poor:(Below 80% of targets)**

ANDHRA PRADESH, ARUNACHAL PRADESH, ASSAM, CHHATISGARH, DELHI, GOA, KARNATAKA, KERALA, MAHARASHTRA, MIZORAM, ORISSA, PUDUCHERRY, TRIPURA, WEST BENGAL

# **Rural Areas - Accelerated Rural Water Supply Programme**

## **Habitations covered (NC and PC)**

**% Achievement of Target  
During April-December, 2009**

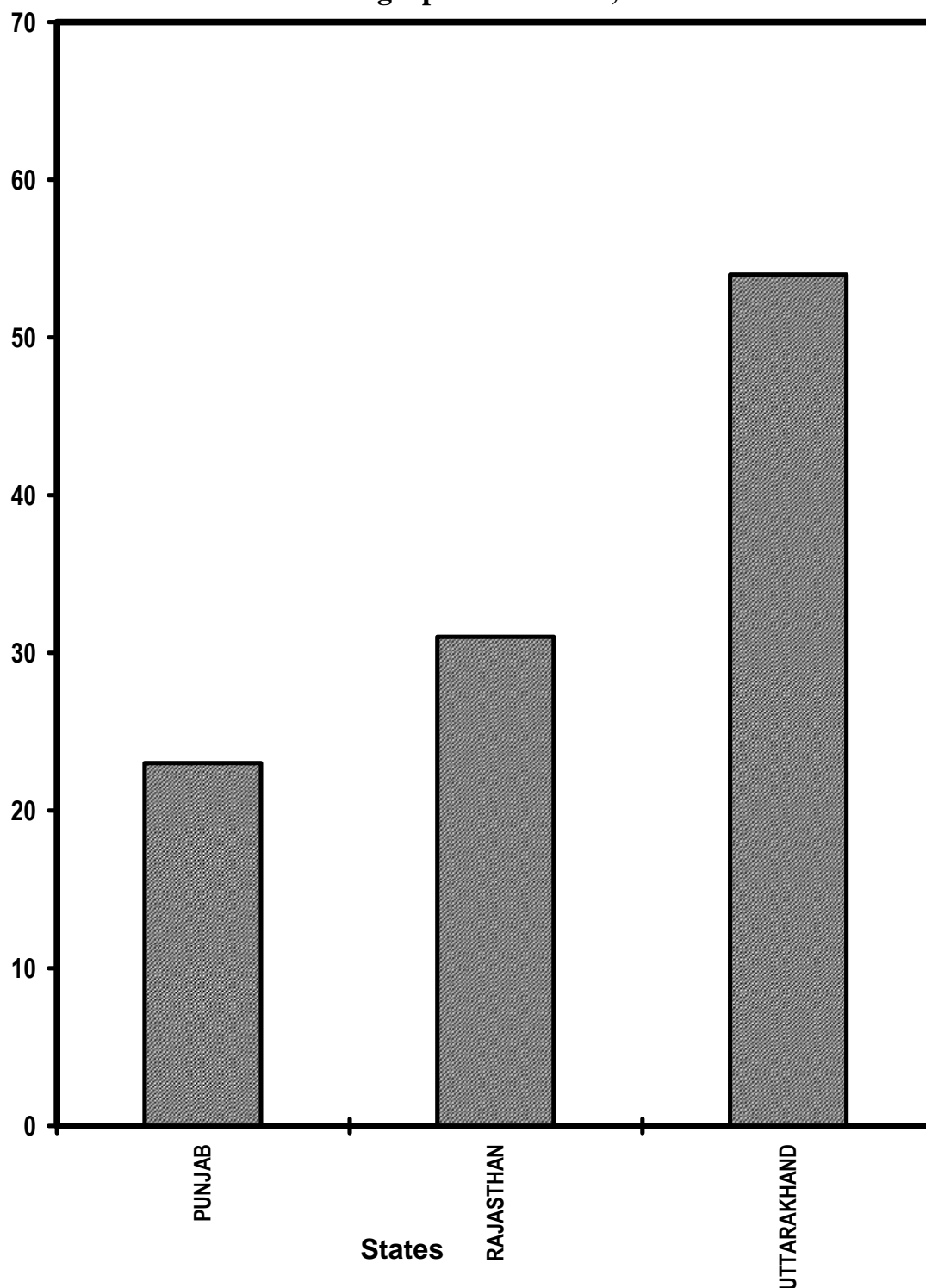


Table - 9(A)

**Rural Areas - Accelerated Rural Water Supply Programme**  
**Habitations covered (NC and PC)**  
**(Unit: Number)**

Sl. No.	State/UT Name	Target		Achievement	Percent Achievement
		2009-2010	April,2009-December,2009	April,2009-December,2009	April,2009-December,2009
(1)	(2)	(3)	(4)	(5)	(5)/(4)
1	PUNJAB	296	178	41	23
2	RAJASTHAN	406	243	76	31
3	UTTARAKHAND	46	28	15	54
<i>Grand Total</i>		748	449	132	29

*Poor:(Below 80% of targets)*

PUNJAB, RAJASTHAN, UTTARAKHAND

# Rural Areas - Accelerated Rural Water Supply Programme

## Slipped back habitations and habitations with water quality problems addressed

% Achievement of Target  
During April-December, 2009

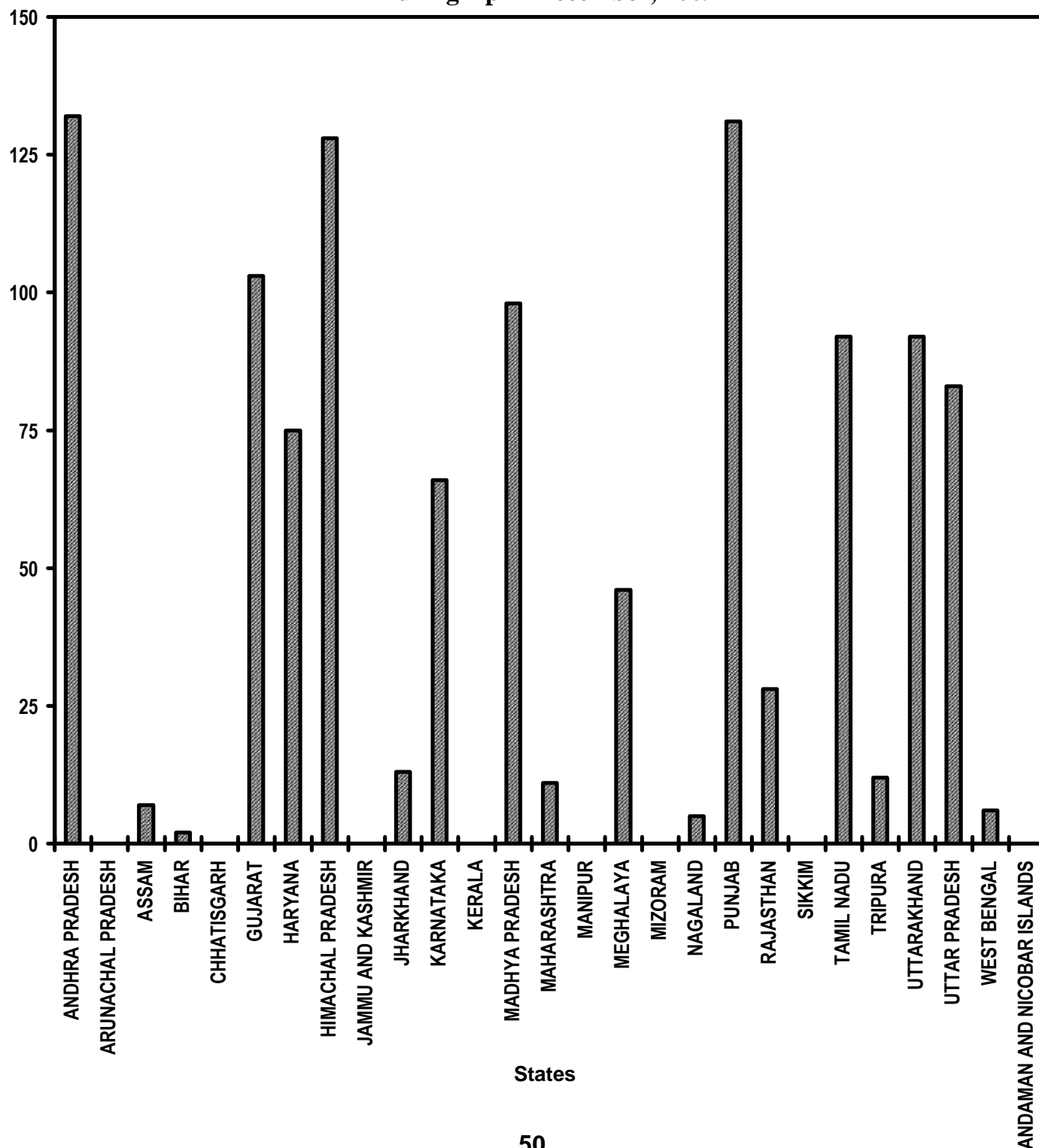


Table - 9(B)

**Rural Areas - Accelerated Rural Water Supply Programme**  
**Slipped back habitations and habitations with water quality problems addressed-ARWSP**  
**(Unit: Number)**

Sl. No.	State/UT Name	Target		Achievement	Percent
		2009-2010	April,2009- December,2009	April,2009- December,2009	April,2009- December,2009
(1)	(2)	(3)	(4)	(5)	(5)/(4)
1	ANDHRA PRADESH	8,500	5,100	6,722	132
2	ARUNACHAL PRADESH	2,400	1,440	0	0
3	ASSAM	23,000	13,800	942	7
4	BIHAR	44,015	26,409	555	2
5	CHHATISGARH	3,500	2,100	0	0
6	GUJARAT	1,396	838	864	103
7	HARYANA	950	571	430	75
8	HIMACHAL PRADESH	5,000	3,000	3,854	128
9	JAMMU AND KASHMIR	4,700	2,820	0	0
10	JHARKHAND	1,552	931	123	13
11	KARNATAKA	13,000	7,800	5,150	66
12	KERALA	395	237	0	0
13	MADHYA PRADESH	4,500	2,700	2,658	98
14	MAHARASHTRA	8,605	5,163	574	11
15	MANIPUR	730	438	0	0
16	MEGHALAYA	500	300	137	46
17	MIZORAM	300	180	0	0
18	NAGALAND	200	120	6	5
19	PUNJAB	1,506	904	1,183	131
20	RAJASTHAN	10,523	6,314	1,740	28
21	SIKKIM	300	180	0	0
22	TAMIL NADU	7,000	4,200	3,875	92
23	TRIPURA	3,132	1,879	234	12
24	UTTARAKHAND	1,164	699	641	92
25	UTTAR PRADESH	2,000	1,200	994	83
26	WEST BENGAL	9,093	5,456	334	6
27	ANDAMAN AND NICOBAR ISLANDS	42	25	0	0
<b>Grand Total</b>		<b>1,58,003</b>	<b>94,804</b>	<b>31,016</b>	<b>33</b>

**Very Good:(90% or above of targets)**

ANDHRA PRADESH, GUJARAT, HIMACHAL PRADESH, MADHYA PRADESH, PUNJAB, TAMIL NADU, UTTARAKHAND

**Good:(Between 80% to 90% targets)**

UTTAR PRADESH

**Poor:(Below 80% of targets)**

ARUNACHAL PRADESH, ASSAM, BIHAR, CHHATISGARH, HARYANA, JAMMU AND KASHMIR, JHARKHAND, KARNATAKA, KERALA, MAHARASHTRA, MANIPUR, MEGHALAYA, MIZORAM, NAGALAND, RAJASTHAN, SIKKIM, TRIPURA, WEST BENGAL, ANDAMAN AND NICOBAR ISLANDS

**Table - 10**

**Sanitation Programme in Rural Areas  
(Unit: Number)**

		Individual Household latrines constructed (Number) April,2009- December,2009
Sl. No.	State/UT Name	
(1)	(2)	(3)
1	ANDHRA PRADESH	4,56,708
2	ARUNACHAL PRADESH	7,587
3	ASSAM	2,50,121
4	BIHAR	5,13,548
5	CHHATISGARH	2,57,969
6	DELHI	0
7	GOA	0
8	GUJARAT	4,51,427
9	HARYANA	1,67,831
10	HIMACHAL PRADESH	2,05,843
11	JAMMU AND KASHMIR	10,425
12	JHARKHAND	2,31,247
13	KARNATAKA	4,48,887
14	KERALA	57,307
15	MADHYA PRADESH	8,55,802
16	MAHARASHTRA	5,60,122
17	MANIPUR	10,638
18	MEGHALAYA	19,923
19	MIZORAM	7,147
20	NAGALAND	17,853
21	ORISSA	3,50,188
22	PUDUCHERRY	208
23	PUNJAB	38,614
24	RAJASTHAN	3,78,884
25	SIKKIM	0
26	TAMIL NADU	4,59,388
27	TRIPURA	13,663
28	UTTARAKHAND	66,793
29	UTTAR PRADESH	11,17,861
30	WEST BENGAL	2,49,494
31	ANDAMAN AND NICOBAR ISLANDS	0
32	CHANDIGARH	0
33	DADRA AND NAGAR HAVELI	0
34	DAMAN AND DIU	0
35	LAKSHADWEEP	0
<b>Grand Total</b>		<b>72,05,478</b>



Table - 11

**Institutional Delivery**  
**(Unit: Number)**

		Delivery in institutions (Number) April,2009- December,2009
Sl. No.	State/UT Name	(3)
1	ANDHRA PRADESH	10,27,621
2	ARUNACHAL PRADESH	3,243
3	ASSAM	2,79,791
4	BIHAR	2,54,274
5	CHHATISGARH	1,62,211
6	DELHI	1,34,380
7	GOA	15,140
8	GUJARAT	6,54,750
9	HARYANA	11,74,121
10	HIMACHAL PRADESH	40,859
11	JAMMU AND KASHMIR	1,10,223
12	JHARKHAND	1,80,463
13	KARNATAKA	6,69,419
14	KERALA	3,43,594
15	MADHYA PRADESH	10,54,044
16	MAHARASHTRA	8,86,732
17	MANIPUR	15,872
18	MEGHALAYA	9,335
19	MIZORAM	0
20	NAGALAND	1,168
21	ORISSA	3,84,008
22	PUDUCHERRY	34,582
23	PUNJAB	1,89,249
24	RAJASTHAN	8,90,030
25	SIKKIM	5,265
26	TAMIL NADU	8,20,380
27	TRIPURA	5,024
28	UTTARAKHAND	67,824
29	UTTAR PRADESH	17,79,037
30	WEST BENGAL	0
31	ANDAMAN AND NICOBAR ISLANDS	3,466
32	CHANDIGARH	14,423
33	DADRA AND NAGAR HAVELI	2,292
34	DAMAN AND DIU	1,797
35	LAKSHADWEEP	447
<b>Grand Total</b>		<b>1,12,15,064</b>

# SC Families Assisted

% Achievement of Target

During April-December, 2009

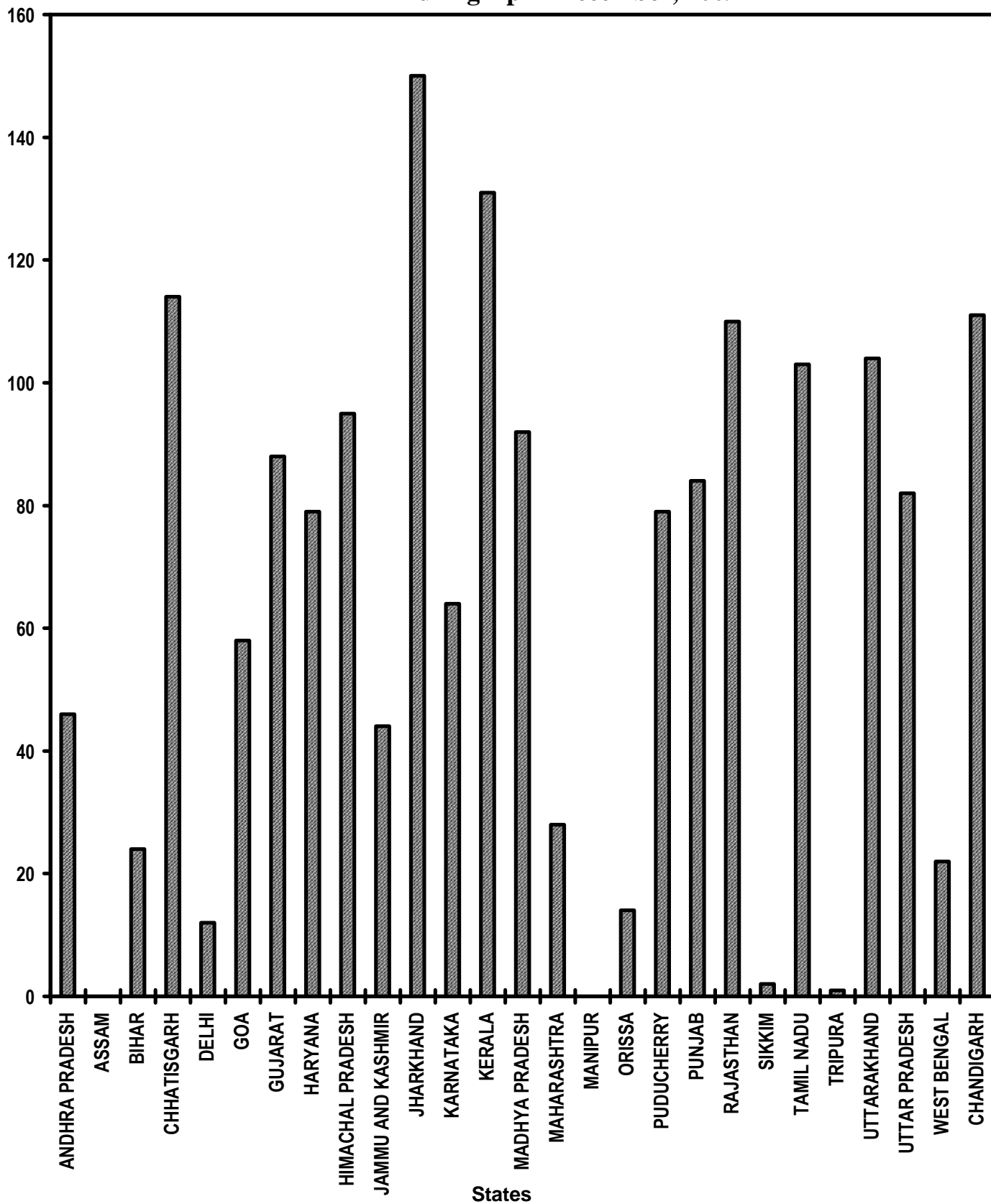


Table - 12

**SC Families Assisted**  
**(Unit: Number)**

Sl. No.	State/UT Name	Target *		Achievement April,2009- December,2009	Percent Achievement April,2009- December,2009
		2009-2010	April,2009- December,2009		
(1)	(2)	(3)	(4)	(5)	(5)/(4)
1	ANDHRA PRADESH	4,50,000	3,37,500	1,53,693	46
2	ASSAM	44,000	32,994	0	0
3	BIHAR	2,55,000	1,91,250	44,946	24
4	CHHATISGARH	3,75,000	2,81,250	3,21,864	114
5	DELHI	5,000	3,744	434	12
6	GOA	550	405	233	58
7	GUJARAT	1,40,000	1,04,994	92,177	88
8	HARYANA	88,500	66,375	52,514	79
9	HIMACHAL PRADESH	66,220	49,662	47,116	95
10	JAMMU AND KASHMIR	1,100	819	362	44
11	JHARKHAND	5,50,000	4,12,497	6,19,465	150
12	KARNATAKA	5,00,000	3,74,994	2,39,436	64
13	KERALA	33,000	24,750	32,393	131
14	MADHYA PRADESH	2,43,000	1,82,250	1,68,288	92
15	MAHARASHTRA	1,54,000	1,15,497	32,046	28
16	MANIPUR	550	405	0	0
17	ORISSA	72,600	54,450	7,888	14
18	PUDUCHERRY	5,000	3,744	2,940	79
19	PUNJAB	88,000	65,997	55,701	84
20	RAJASTHAN	4,12,000	3,08,997	3,41,023	110
21	SIKKIM	2,200	1,647	30	2
22	TAMIL NADU	9,00,000	6,75,000	6,95,944	103
23	TRIPURA	22,000	16,497	129	1
24	UTTARAKHAND	7,000	5,247	5,451	104
25	UTTAR PRADESH	2,57,000	1,92,744	1,57,946	82
26	WEST BENGAL	1,10,000	82,494	18,063	22
27	CHANDIGARH	700	522	580	111
<b>Grand Total</b>		<b>47,82,420</b>	<b>35,86,725</b>	<b>30,90,662</b>	<b>86</b>

**Very Good:(90% or above of targets)**

CHHATISGARH, HIMACHAL PRADESH, JHARKHAND, KERALA, MADHYA PRADESH, RAJASTHAN, TAMIL NADU, UTTARAKHAND, CHANDIGARH

**Good:(Between 80% to 90% targets)**

GUJARAT, PUNJAB, UTTAR PRADESH

**Poor:(Below 80% of targets)**

ANDHRA PRADESH, ASSAM, BIHAR, DELHI, GOA, HARYANA, JAMMU AND KASHMIR, KARNATAKA, MAHARASHTRA, MANIPUR, ORISSA, PUDUCHERRY, SIKKIM, TRIPURA, WEST BENGAL

\* Targets have not been received from the Ministry of Social Justice & Empowerment for the last two years i.e. for 2008-09 & 2009-10 so the target for the year 2007-08 has been repeated.

# Universalization of ICDS Scheme

## ICDS Blocks Operational (Cumulative)

% Achievement of Target  
During April-December, 2009

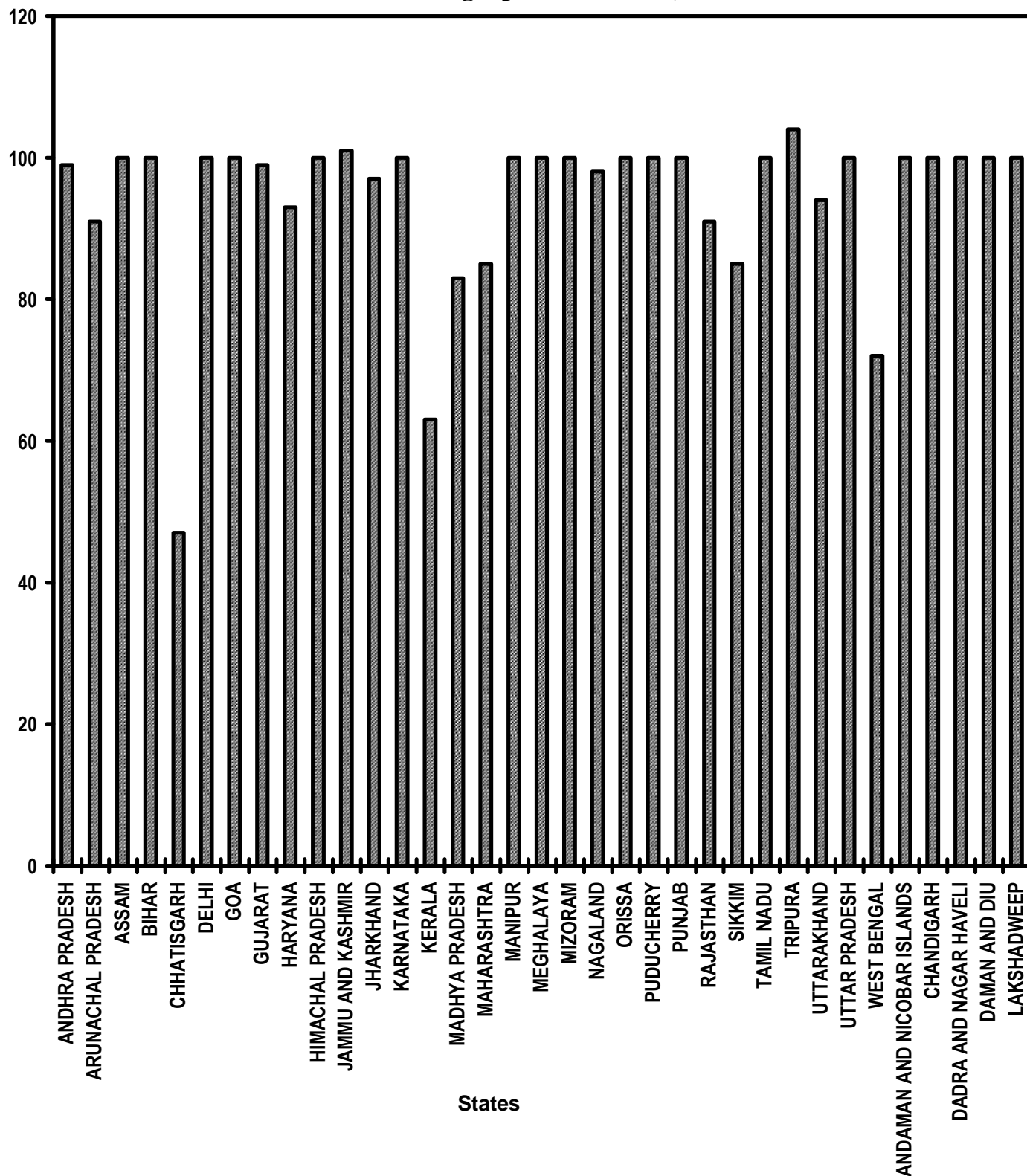


Table - 13

**Universalization of ICDS Scheme**  
**ICDS Blocks Operational (Cumulative)**  
**(Unit: Number)**

Sl. No.	State/UT Name	Target		Achievement April,2009-December,2009	Percent Achievement April,2009-December,2009
		2009-2010	April,2009-December,2009		
(1)	(2)	(3)	(4)	(5)	(5)/(4)
1	ANDHRA PRADESH	387	387	385	99
2	ARUNACHAL PRADESH	93	93	85	91
3	ASSAM	228	223	223	100
4	BIHAR	545	545	544	100
5	CHHATISGARH	343	343	162	47
6	DELHI	55	55	55	100
7	GOA	11	11	11	100
8	GUJARAT	336	336	331	99
9	HARYANA	148	148	137	93
10	HIMACHAL PRADESH	76	76	76	100
11	JAMMU AND KASHMIR	140	140	141	101
12	JHARKHAND	204	204	198	97
13	KARNATAKA	185	185	185	100
14	KERALA	258	258	163	63
15	MADHYA PRADESH	453	453	375	83
16	MAHARASHTRA	553	553	472	85
17	MANIPUR	42	42	42	100
18	MEGHALAYA	41	41	41	100
19	MIZORAM	27	27	27	100
20	NAGALAND	59	59	58	98
21	ORISSA	326	326	326	100
22	PUDUCHERRY	5	5	5	100
23	PUNJAB	154	154	154	100
24	RAJASTHAN	304	304	278	91
25	SIKKIM	13	13	11	85
26	TAMIL NADU	434	434	434	100
27	TRIPURA	54	54	56	104
28	UTTARAKHAND	105	105	99	94
29	UTTAR PRADESH	897	897	896	100
30	WEST BENGAL	576	576	414	72
31	ANDAMAN AND NICOBAR ISLANDS	5	5	5	100
32	CHANDIGARH	3	3	3	100
33	DADRA AND NAGAR HAVELI	2	2	2	100
34	DAMAN AND DIU	2	2	2	100
35	LAKSHADWEEP	9	8	8	100
<b>Grand Total</b>		<b>7,073</b>	<b>7,067</b>	<b>6,404</b>	<b>91</b>

**Very Good:(90% or above of targets)**

ANDHRA PRADESH, ARUNACHAL PRADESH, ASSAM, BIHAR, DELHI, GOA, GUJARAT, HARYANA, HIMACHAL PRADESH, JAMMU AND KASHMIR, JHARKHAND, KARNATAKA, MANIPUR, MEGHALAYA, MIZORAM, NAGALAND, ORISSA, PUDUCHERRY, PUNJAB, RAJASTHAN, TAMIL NADU, TRIPURA, UTTARAKHAND, UTTAR PRADESH, ANDAMAN AND NICOBAR ISLANDS, CHANDIGARH, DADRA AND NAGAR HAVELI, DAMAN AND DIU, LAKSHADWEEP

**Good:(Between 80% to 90% targets)**

MADHYA PRADESH, MAHARASHTRA, SIKKIM

**Poor:(Below 80% of targets)**

CHHATISGARH, KERALA, WEST BENGAL

# Functional Anganwadis

(Cumulative)

% Achievement of Target  
During April-December, 2009

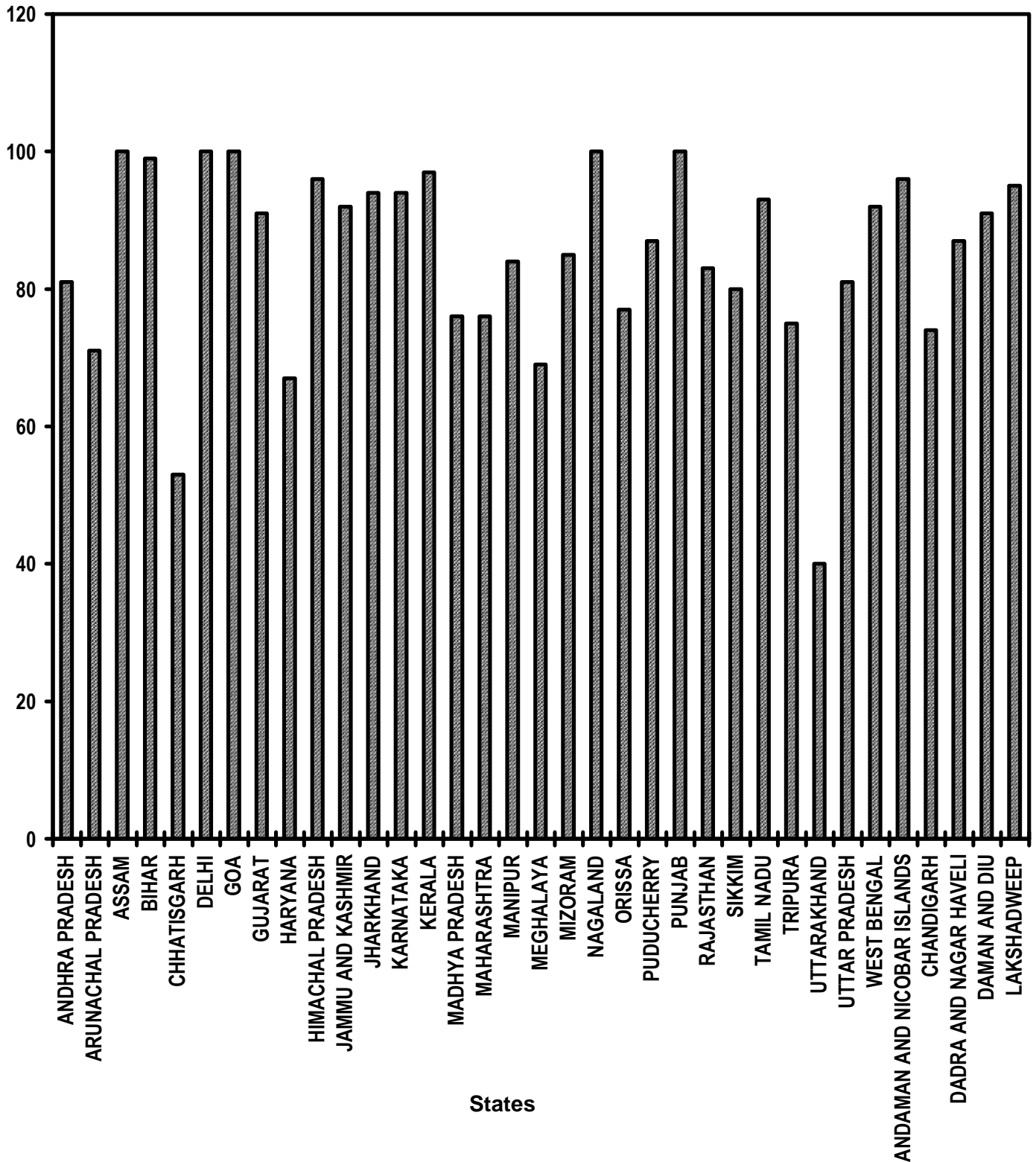


Table - 14

**Functional Anganwadis**  
**Anganwadis Functional (Cumulative)**  
**(Unit: Number)**

Sl. No.	State/UT Name	Target		Achievement April,2009-December,2009	Percent Achievement April,2009-December,2009
		2009-2010	April,2009-December,2009		
(1)	(2)	(3)	(4)	(5)	(5)/(4)
1	ANDHRA PRADESH	91,307	91,307	73,944	81
2	ARUNACHAL PRADESH	6,028	6,028	4,277	71
3	ASSAM	59,695	37,082	37,082	100
4	BIHAR	91,968	81,088	80,211	99
5	CHHATISGARH	64,390	64,390	34,142	53
6	DELHI	6,606	6,606	6,604	100
7	GOA	1,212	1,212	1,209	100
8	GUJARAT	48,617	48,617	44,030	91
9	HARYANA	25,699	25,699	17,192	67
10	HIMACHAL PRADESH	18,925	18,925	18,248	96
11	JAMMU AND KASHMIR	28,577	25,483	23,375	92
12	JHARKHAND	38,186	38,186	35,734	94
13	KARNATAKA	63,377	63,377	59,470	94
14	KERALA	33,115	33,115	32,230	97
15	MADHYA PRADESH	90,999	90,999	69,454	76
16	MAHARASHTRA	1,10,486	1,10,486	84,241	76
17	MANIPUR	11,510	11,510	9,654	84
18	MEGHALAYA	5,115	5,115	3,544	69
19	MIZORAM	1,980	1,980	1,682	85
20	NAGALAND	3,455	3,455	3,455	100
21	ORISSA	71,134	71,134	54,964	77
22	PUDUCHERRY	788	788	688	87
23	PUNJAB	26,656	26,656	26,646	100
24	RAJASTHAN	61,119	61,119	50,908	83
25	SIKKIM	1,233	1,233	988	80
26	TAMIL NADU	54,439	54,439	50,433	93
27	TRIPURA	9,878	9,878	7,379	75
28	UTTARAKHAND	23,159	23,159	9,172	40
29	UTTAR PRADESH	1,87,517	1,87,517	1,51,196	81
30	WEST BENGAL	1,17,170	1,17,170	1,07,225	92
31	ANDAMAN AND NICOBAR ISLANDS	720	720	692	96
32	CHANDIGARH	500	500	370	74
33	DADRA AND NAGAR HAVELI	253	253	219	87
34	DAMAN AND DIU	107	107	97	91
35	LAKSHADWEEP	107	107	102	95
<b>Grand Total</b>		<b>13,56,027</b>	<b>13,19,440</b>	<b>11,00,857</b>	<b>83</b>

**Very Good:(90% or above of targets)**

ASSAM, BIHAR, DELHI, GOA, GUJARAT, HIMACHAL PRADESH, JAMMU AND KASHMIR, JHARKHAND, KARNATAKA, KERALA, NAGALAND, PUNJAB, TAMIL NADU, WEST BENGAL, ANDAMAN AND NICOBAR ISLANDS, DAMAN AND DIU, LAKSHADWEEP

**Good:(Between 80% to 90% targets)**

ANDHRA PRADESH, MANIPUR, MIZORAM, PUDUCHERRY, RAJASTHAN, SIKKIM, UTTAR PRADESH, DADRA AND NAGAR HAVELI

**Poor:(Below 80% of targets)**

ARUNACHAL PRADESH, CHHATISGARH, HARYANA, MADHYA PRADESH, MAHARASHTRA, MEGHALAYA, ORISSA, TRIPURA, UTTARAKHAND, CHANDIGARH

# No. of Urban poor families assisted under Seven Point Charter

Poor Families Assisted  
% Achievement of Target  
During April-December, 2009

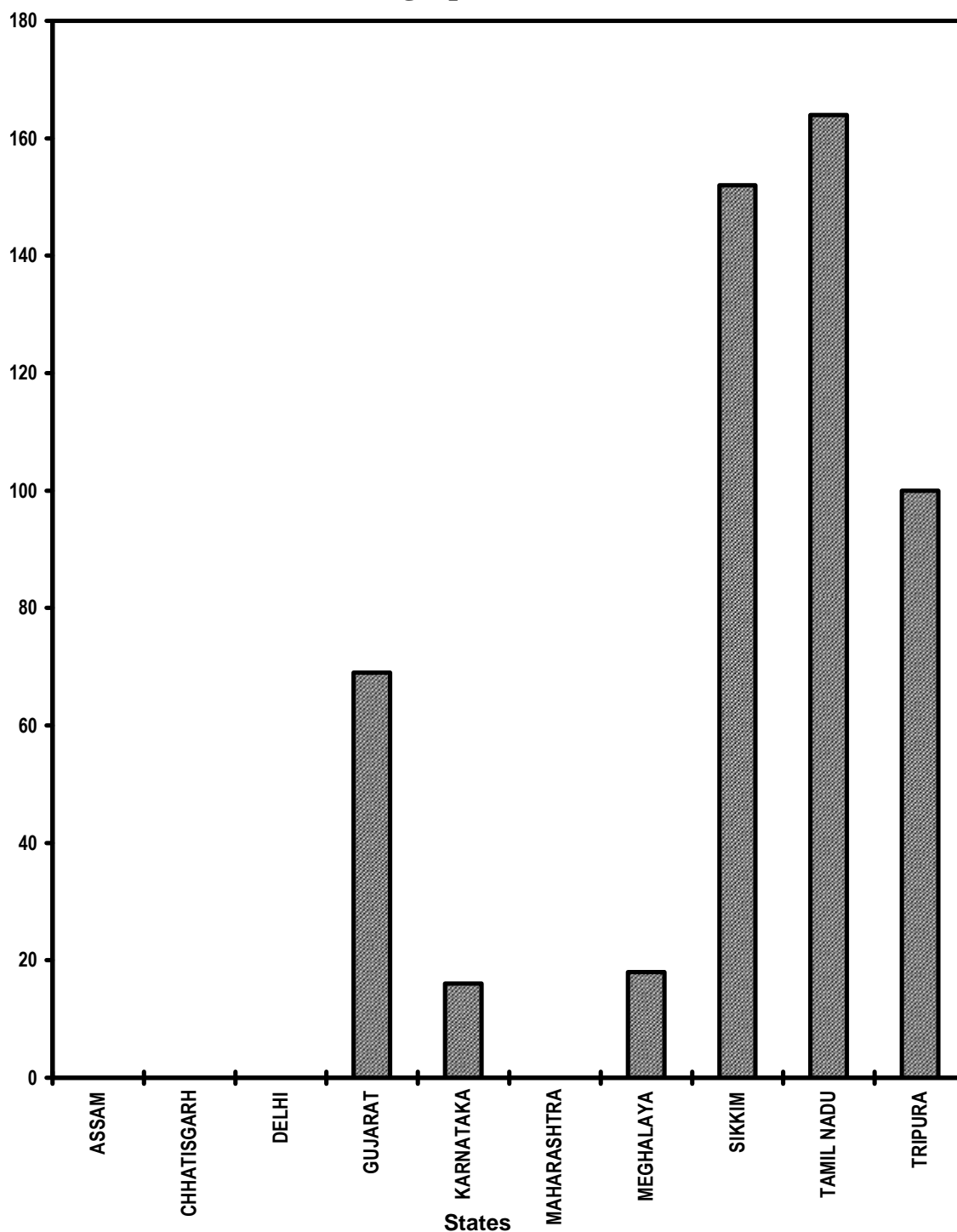




Table - 15

**No. of Urban poor families assisted under Seven Point Charter**  
**Poor Families Assisted**  
**(Unit: Number)**

Sl. No.	State/UT Name	Target		Achievement April,2009- December,2009	Percent Achievement April,2009- December,2009
		2009-2010	April,2009- December,2009		
(1)	(2)	(3)	(4)	(5)	(5)/(4)
1	ASSAM	250	180	0	0
2	CHHATISGARH	25,000	18,750	0	0
3	DELHI	2,000	1,499	4	0
4	GUJARAT	1,00,000	75,000	51,887	69
5	KARNATAKA	31,594	23,697	3,865	16
6	MAHARASHTRA	50,037	37,527	0	0
7	MEGHALAYA	1,250	937	166	18
8	SIKKIM	1,200	900	1,364	152
9	TAMIL NADU	20,000	14,994	24,517	164
10	TRIPURA	2,380	1,785	1,788	100
<i>Grand Total</i>		2,33,711	1,75,269	83,591	48

Very Good:(90% or above of targets)

SIKKIM, TAMIL NADU, TRIPURA

Poor:(Below 80% of targets)

ASSAM, CHHATISGARH, DELHI, GUJARAT, KARNATAKA, MAHARASHTRA, MEGHALAYA

# Afforestation (Public and Forest Lands)

## Area Covered under Plantation

% Achievement of Target  
During April-December, 2009

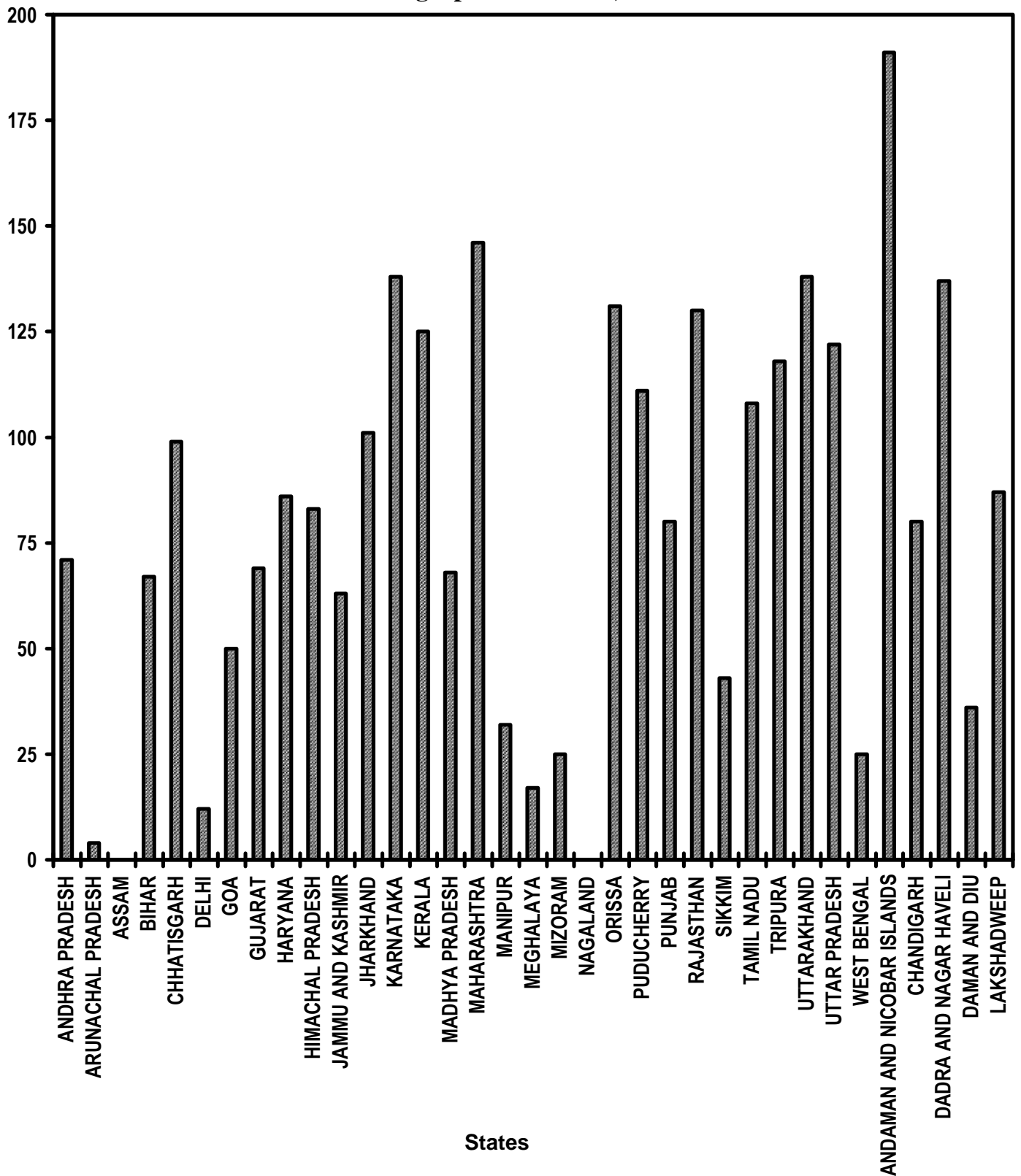


Table - 16(A)

**Afforestation ( Public and Forest Lands)**  
**Area Covered under Plantation**  
**(Unit: Hectares)**

Sl. No.	State/UT Name	Target		Achievement	Percent
		2009-2010	April,2009- December,2009	April,2009- December,2009	April,2009- December,2009
(1)	(2)	(3)	(4)	(5)	(5)/(4)
1	ANDHRA PRADESH	3,00,000	2,25,000	1,60,148	71
2	ARUNACHAL PRADESH	10,000	7,497	321	4
3	ASSAM	18,000	13,500	0	0
4	BIHAR	30,000	22,500	15,139	67
5	CHHATISGARH	75,000	56,250	55,512	99
6	DELHI	900	675	80	12
7	GOA	1,000	747	371	50
8	GUJARAT	2,00,000	1,50,000	1,04,182	69
9	HARYANA	30,000	22,500	19,348	86
10	HIMACHAL PRADESH	22,000	16,500	13,630	83
11	JAMMU AND KASHMIR	30,000	22,500	14,162	63
12	JHARKHAND	35,000	26,250	26,512	101
13	KARNATAKA	80,000	60,000	82,928	138
14	KERALA	10,000	7,500	9,399	125
15	MADHYA PRADESH	2,60,000	1,95,000	1,33,462	68
16	MAHARASHTRA	1,50,000	1,12,500	1,64,154	146
17	MANIPUR	10,000	7,500	2,428	32
18	MEGHALAYA	6,500	4,875	851	17
19	MIZORAM	10,000	7,500	1,883	25
20	NAGALAND	10,000	7,500	0	0
21	ORISSA	1,20,000	90,000	1,18,201	131
22	PUDUCHERRY	50	37	41	111
23	PUNJAB	18,000	13,500	10,779	80
24	RAJASTHAN	1,00,000	75,000	97,693	130
25	SIKKIM	25,000	18,750	8,006	43
26	TAMIL NADU	60,000	45,000	48,552	108
27	TRIPURA	15,000	11,250	13,228	118
28	UTTARAKHAND	25,000	18,750	25,852	138
29	UTTAR PRADESH	1,00,000	75,000	91,652	122
30	WEST BENGAL	60,000	45,000	11,365	25
31	ANDAMAN AND NICOBAR ISLANDS	1,000	750	1,434	191
32	CHANDIGARH	300	225	180	80
33	DADRA AND NAGAR HAVELI	200	150	205	137
34	DAMAN AND DIU	30	22	8	36
35	LAKSHADWEEP	20	15	13	87
<b>Grand Total</b>		<b>18,13,000</b>	<b>13,59,743</b>	<b>12,31,719</b>	<b>91</b>

**Very Good:(90% or above of targets)**

CHHATISGARH, JHARKHAND, KARNATAKA, KERALA, MAHARASHTRA, ORISSA, PUDUCHERRY, RAJASTHAN, TAMIL NADU, TRIPURA, UTTARAKHAND, UTTAR PRADESH, ANDAMAN AND NICOBAR ISLANDS, DADRA AND NAGAR HAVELI

**Good:(Between 80% to 90% targets)**

HARYANA, HIMACHAL PRADESH, PUNJAB, CHANDIGARH, LAKSHADWEEP

**Poor:(Below 80% of targets)**

ANDHRA PRADESH, ARUNACHAL PRADESH, ASSAM, BIHAR, DELHI, GOA, GUJARAT, JAMMU AND KASHMIR, MADHYA PRADESH, MANIPUR, MEGHALAYA, MIZORAM, NAGALAND, SIKKIM, WEST BENGAL, DAMAN AND DIU

# Afforestation (Public and Forest Lands)

## Seedlings planted

% Achievement of Target  
During April-December, 2009

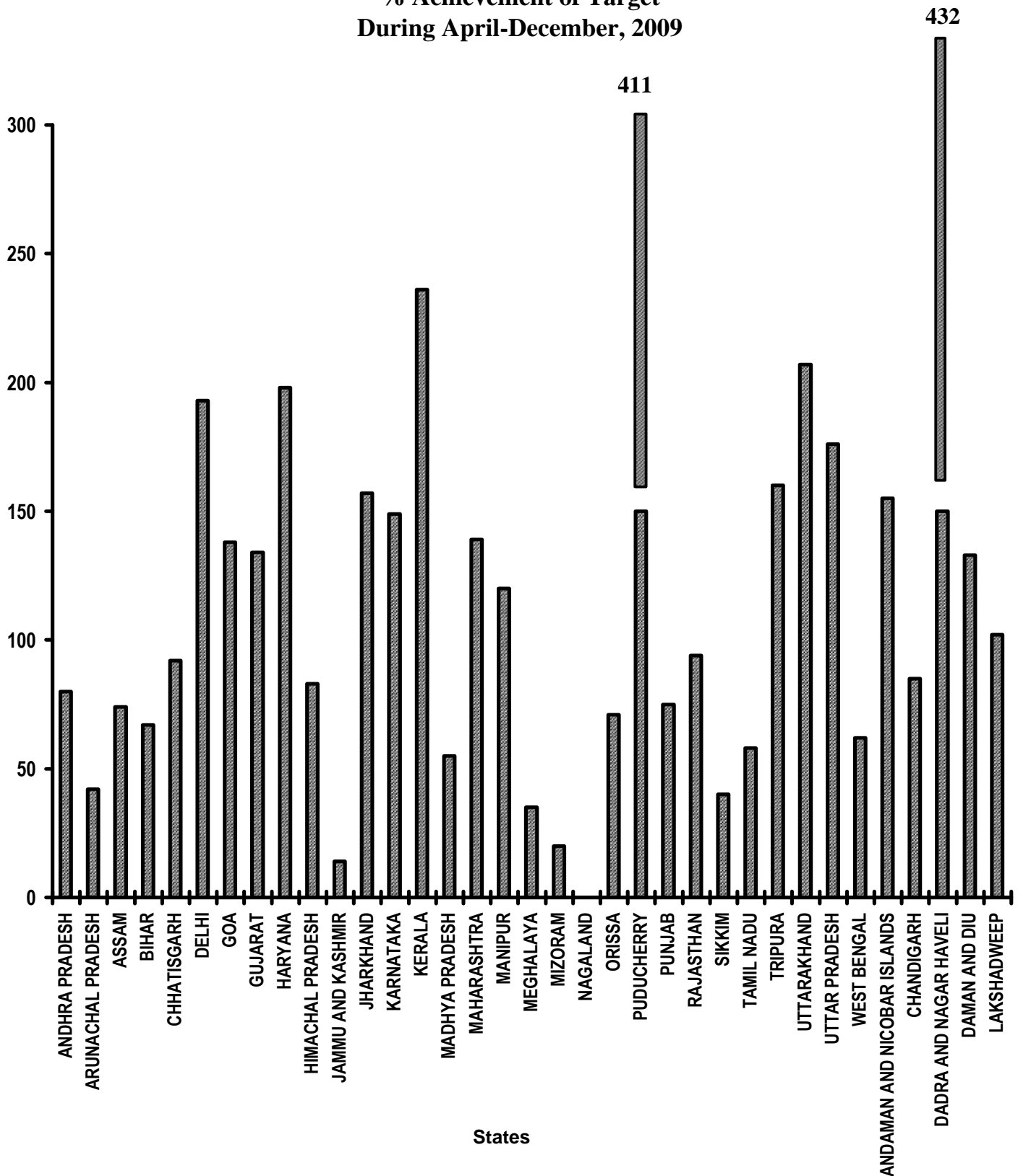


Table - 16(B)

**Afforestation ( Public and Forest Lands)**  
**Seedlings planted**  
**(Unit: Number)**

Sl. No.	State/UT Name	Target		Achievement April,2009- December,2009	Percent Achievement April,2009- December,2009
		2009-2010	April,2009- December,2009		
(1)	(2)	(3)	(4)	(5)	(5)/(4)
1	ANDHRA PRADESH	19,50,00,000	14,62,50,000	11,70,00,000	80
2	ARUNACHAL PRADESH	65,00,000	48,75,000	20,53,820	42
3	ASSAM	1,17,00,000	87,75,000	64,50,000	74
4	BIHAR	1,95,00,000	1,46,25,000	98,40,000	67
5	CHHATISGARH	4,87,50,000	3,65,62,500	3,37,39,000	92
6	DELHI	5,85,000	4,38,750	8,48,000	193
7	GOA	6,50,000	4,87,500	6,74,000	138
8	GUJARAT	13,00,00,000	9,75,00,000	13,09,84,000	134
9	HARYANA	1,95,00,000	1,46,25,000	2,88,86,000	198
10	HIMACHAL PRADESH	1,43,00,000	1,07,25,000	88,59,000	83
11	JAMMU AND KASHMIR	1,95,00,000	1,46,25,000	19,94,000	14
12	JHARKHAND	2,27,50,000	1,70,62,500	2,68,65,304	157
13	KARNATAKA	5,20,00,000	3,90,00,000	5,81,34,000	149
14	KERALA	65,00,000	48,75,000	1,15,23,468	236
15	MADHYA PRADESH	16,90,00,000	12,67,50,000	7,00,79,000	55
16	MAHARASHTRA	9,75,00,000	7,31,25,000	10,20,04,400	139
17	MANIPUR	65,00,000	48,75,000	58,38,500	120
18	MEGHALAYA	42,25,000	31,68,750	10,96,473	35
19	MIZORAM	65,00,000	48,75,000	9,54,079	20
20	NAGALAND	65,00,000	48,75,000	0	0
21	ORISSA	7,80,00,000	5,85,00,000	4,15,35,000	71
22	PUDUCHERRY	33,000	24,750	1,01,746	411
23	PUNJAB	1,17,00,000	87,75,000	65,51,000	75
24	RAJASTHAN	6,50,00,000	4,87,50,000	4,56,46,000	94
25	SIKKIM	1,62,50,000	1,21,87,500	48,60,000	40
26	TAMIL NADU	3,90,00,000	2,92,50,000	1,68,97,122	58
27	TRIPURA	97,50,000	73,12,500	1,16,83,100	160
28	UTTARAKHAND	1,62,50,000	1,21,87,500	2,52,38,000	207
29	UTTAR PRADESH	6,50,00,000	4,87,50,000	8,56,38,320	176
30	WEST BENGAL	3,90,00,000	2,92,50,000	1,81,84,000	62
31	ANDAMAN AND NICOBAR ISLANDS	6,50,000	4,87,500	7,53,464	155
32	CHANDIGARH	1,95,000	1,46,250	1,24,465	85
33	DADRA AND NAGAR HAVELI	1,30,000	97,500	4,21,000	432
34	DAMAN AND DIU	20,000	15,000	20,000	133
35	LAKSHADWEEP	13,000	9,750	9,967	102
<b>Grand Total</b>		<b>1,17,84,51,000</b>	<b>88,38,38,250</b>	<b>87,54,86,228</b>	<b>99</b>

**Very Good:(90% or above of targets)**

CHHATISGARH, DELHI, GOA, GUJARAT, HARYANA, JHARKHAND, KARNATAKA, KERALA, MAHARASHTRA, MANIPUR, PUDUCHERRY, RAJASTHAN, TRIPURA, UTTARAKHAND, UTTAR PRADESH, ANDAMAN AND NICOBAR ISLANDS, DADRA AND NAGAR HAVELI, DAMAN AND DIU, LAKSHADWEEP

**Good:(Between 80% to 90% targets)**

ANDHRA PRADESH, HIMACHAL PRADESH, CHANDIGARH

**Poor:(Below 80% of targets)**

ARUNACHAL PRADESH, ASSAM, BIHAR, JAMMU AND KASHMIR, MADHYA PRADESH, MEGHALAYA, MIZORAM, NAGALAND, ORISSA, PUNJAB, SIKKIM, TAMIL NADU, WEST BENGAL

# Rural Roads - PMGSY

## Length of Road Constructed

% Achievement of Target

During April-December, 2009

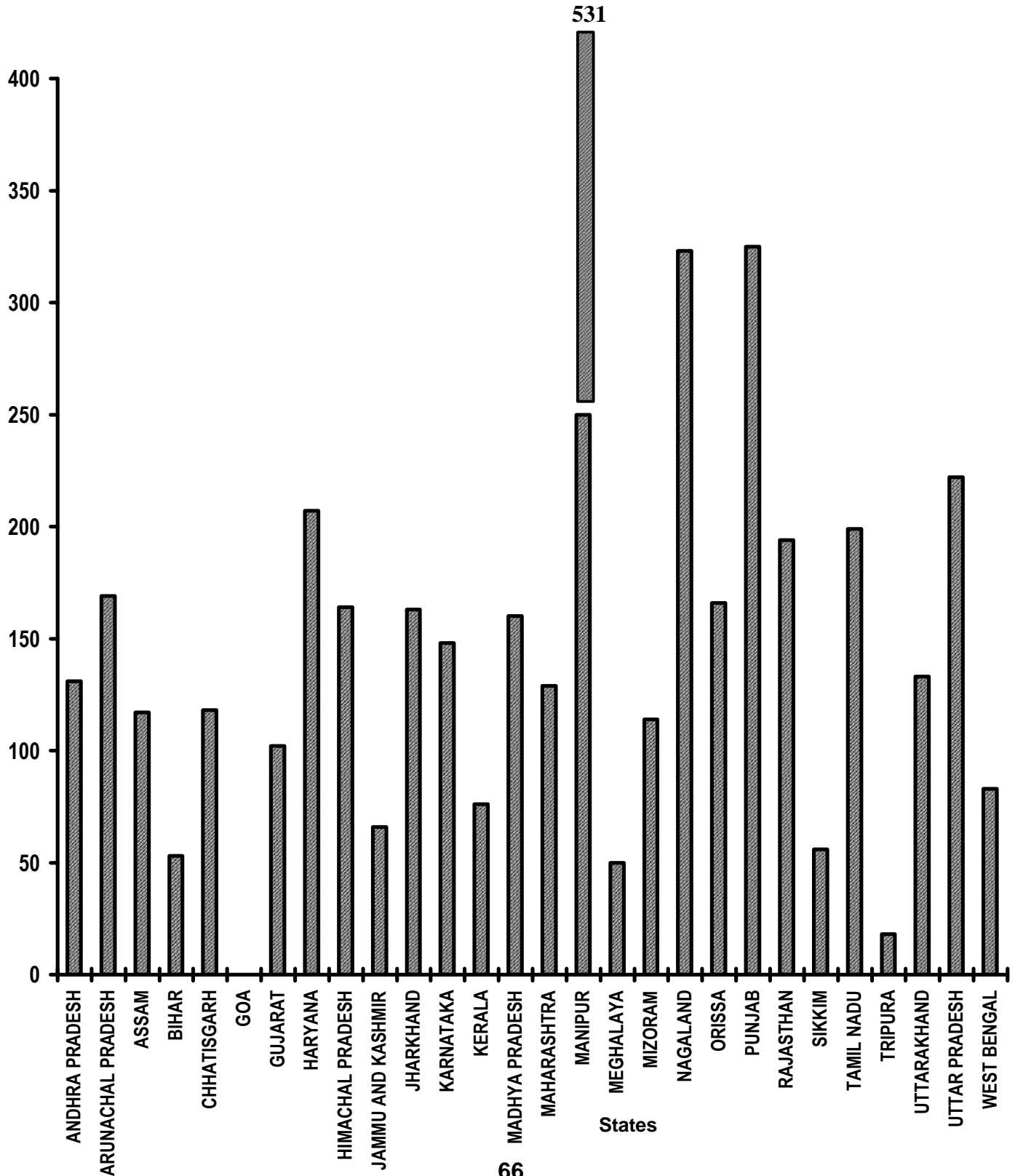


Table - 17

**Rural Roads - PMGSY**  
**Length of Road Constructed**  
**(Unit: Kilometer)**

Sl. No.	State/UT Name	Target		Achievement	Percent
		2009-2010	April,2009- December,2009	April,2009- December,2009	April,2009- December,2009
(1)	(2)	(3)	(4)	(5)	(5)/(4)
1	ANDHRA PRADESH	2,980	1,355	1,772	131
2	ARUNACHAL PRADESH	500	227	383	169
3	ASSAM	2,585	1,175	1370*	117
4	BIHAR	5,200	2,364	1248*	53
5	CHHATISGARH	3,500	1,592	1,873	118
6	GOA	-	-	0	-
7	GUJARAT	1,500	682	697	102
8	HARYANA	700	319	660	207
9	HIMACHAL PRADESH	1,500	681	1,115	164
10	JAMMU AND KASHMIR	1,450	659	437	66
11	JHARKHAND	1,950	885	1,443	163
12	KARNATAKA	2,600	1,181	1,750	148
13	KERALA	300	136	104	76
14	MADHYA PRADESH	8,000	3,636	5,812	160
15	MAHARASHTRA	2,950	1,341	1,728	129
16	MANIPUR	200	91	483*	531
17	MEGHALAYA	100	46	23	50
18	MIZORAM	200	91	104	114
19	NAGALAND	150	69	223*	323
20	ORISSA	2,980	1,352	2,245	166
21	PUNJAB	365	166	539	325
22	RAJASTHAN	3,750	1,706	3,313	194
23	SIKKIM	300	136	76	56
24	TAMIL NADU	1,170	531	1,058	199
25	TRIPURA	800	364	67	18
26	UTTARAKHAND	700	319	425	133
27	UTTAR PRADESH	6,850	3,114	6,901	222
28	WEST BENGAL	1,720	782	648	83
<b>Grand Total</b>		<b>55,000</b>	<b>25,000</b>	<b>36,497</b>	<b>146</b>

**Very Good:(90% or above of targets)**

ANDHRA PRADESH, ARUNACHAL PRADESH, ASSAM, CHHATISGARH, GUJARAT, HARYANA, HIMACHAL PRADESH, JHARKHAND, KARNATAKA, MADHYA PRADESH, MAHARASHTRA, MANIPUR, MIZORAM, NAGALAND, ORISSA, PUNJAB, RAJASTHAN, TAMIL NADU, UTTARAKHAND, UTTAR PRADESH

**Good:(Between 80% to 90% targets)**

WEST BENGAL

**Poor:(Below 80% of targets)**

BIHAR, JAMMU AND KASHMIR, KERALA, MEGHALAYA, SIKKIM, TRIPURA

\* Figures furnished by Ministry of Rural Development

# Rajiv Gandhi Grameen Vidyutikaran Yojana

Villages electrified  
% Achievement of Target  
During April-December, 2009

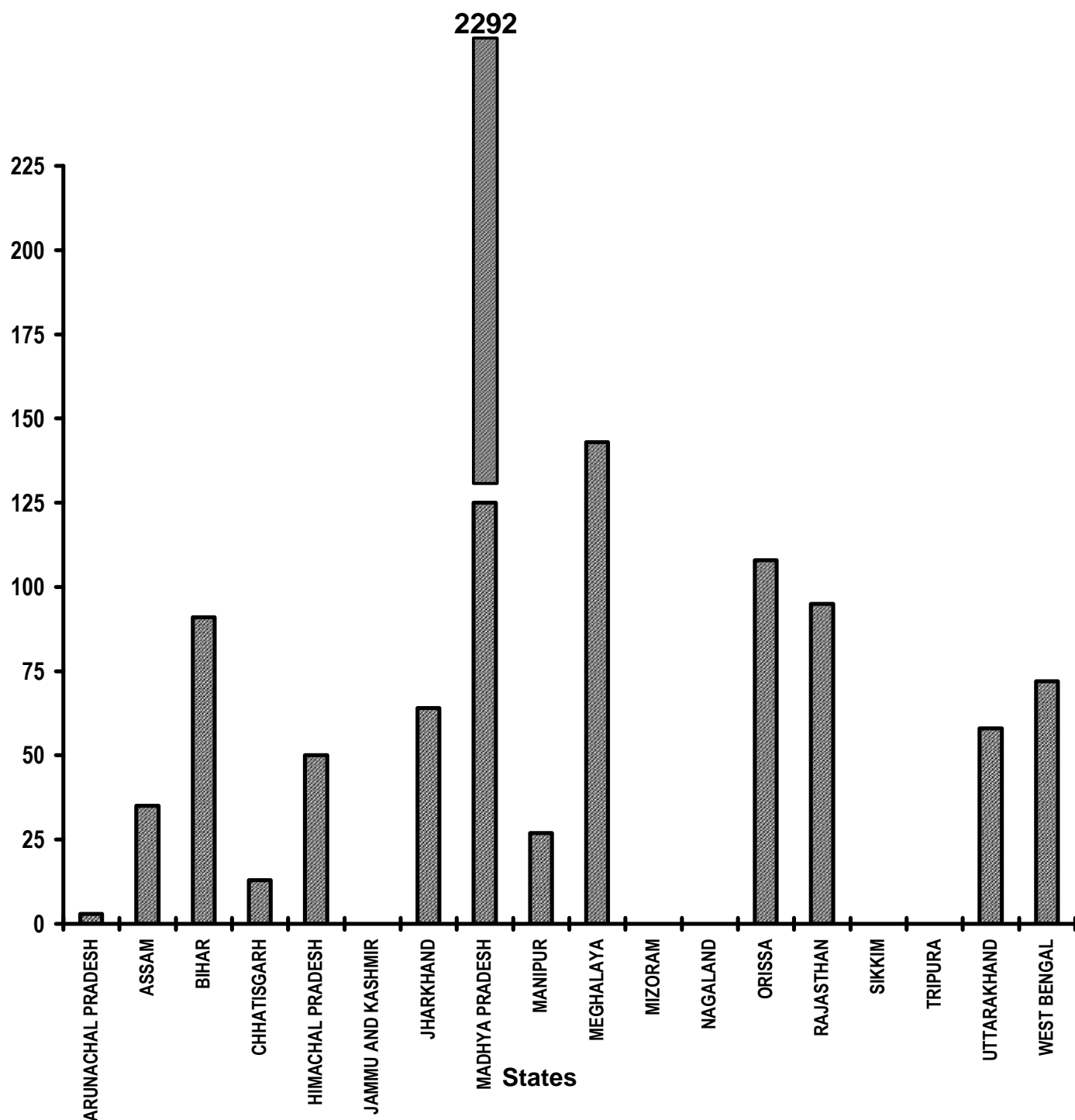




Table - 18

**Rajiv Gandhi Grameen Vidyutikaran Yojana**  
**Villages electrified**  
**(Unit: Number)**

Sl. No.	State/UT Name	Target		Achievement April,2009- December,2009	Percent Achievement April,2009- December,2009
		2009-2010	April,2009- December,2009		
(1)	(2)	(3)	(4)	(5)	(5)/(4)
1	ARUNACHAL PRADESH	300	225	6	3
2	ASSAM	1,117	837	293	35
3	BIHAR	2,748	2,061	1,884	91
4	CHHATISGARH	85	63	8	13
5	HIMACHAL PRADESH	3	2	1	50
6	JAMMU AND KASHMIR	38	27	0	0
7	JHARKHAND	8,250	6,186	3,951	64
8	MADHYA PRADESH	45	36	825	2,292
9	MANIPUR	150	111	30	27
10	MEGHALAYA	30	21	30	143
11	MIZORAM	60	45	0	0
12	NAGALAND	10	9	0	0
13	ORISSA	5,178	3,882	4,204	108
14	RAJASTHAN	611	458	435	95
15	SIKKIM	8	8	0	0
16	TRIPURA	31	22	0	0
17	UTTARAKHAND	50	36	21	58
18	WEST BENGAL	286	214	154	72
<b>Grand Total</b>		19,000	14,243	11,842	83

**Very Good:(90% or above of targets)**

BIHAR, MADHYA PRADESH, MEGHALAYA, ORISSA, RAJASTHAN

**Poor:(Below 80% of targets)**

ARUNACHAL PRADESH, ASSAM, CHHATISGARH, HIMACHAL PRADESH, JAMMU AND KASHMIR, JHARKHAND, MANIPUR, MIZORAM, NAGALAND, SIKKIM, TRIPURA, UTTARAKHAND, WEST BENGAL

# Energising Pump sets

## Pumps sets energized

% Achievement of Target

During April-December, 2009

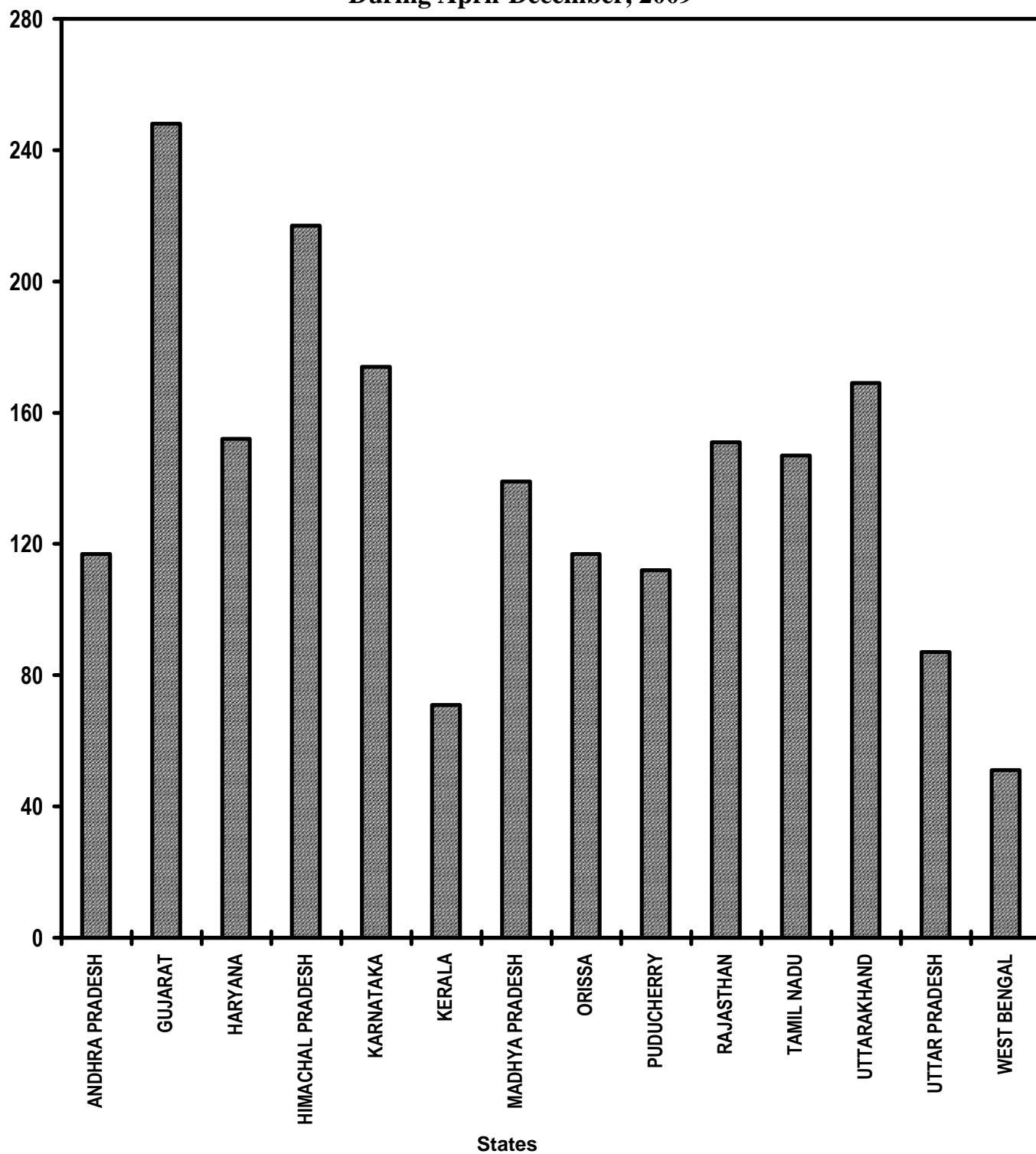


Table - 19

**Energising pump sets  
Pumps sets energized  
(Unit: Number)**

Sl. No.	State/UT Name	Target		Achievement	Percent
		2009-2010	April,2009- December,2009	April,2009- December,2009	April,2009- December,2009
(1)	(2)	(3)	(4)	(5)	(5)/(4)
1	ANDHRA PRADESH	50,000	37,500	43,693	117
2	GUJARAT	16,000	11,998	29,716	248
3	HARYANA	16,200	12,150	18,417	152
4	HIMACHAL PRADESH	657	493	1,069	217
5	KARNATAKA	18,000	13,500	23,503	174
6	KERALA	12,000	9,000	6,347	71
7	MADHYA PRADESH	10,806	8,103	11,268	139
8	ORISSA	1,600	1,200	1,409	117
9	PUDUCHERRY	35	26	29	112
10	RAJASTHAN	45,000	33,750	51,094	151
11	TAMIL NADU	17,300	12,974	19,010	147
12	UTTARAKHAND	350	262	442	169
13	UTTAR PRADESH	22,000	16,500	14,318	87
14	WEST BENGAL	646	484	245	51
<b>Grand Total</b>		2,10,594	1,57,940	2,20,560	140

**Very Good:(90% or above of targets)**

**ANDHRA PRADESH, GUJARAT, HARYANA, HIMACHAL PRADESH, KARNATAKA, MADHYA PRADESH,  
ORISSA, PUDUCHERRY, RAJASTHAN, TAMIL NADU, UTTARAKHAND**

**Good:(Between 80% to 90% targets)**

**UTTAR PRADESH**

**Poor:(Below 80% of targets)**

**KERALA, WEST BENGAL**

# Supply of Electricity

## Electricity supplied

% Achievement of Target

During April-December, 2009

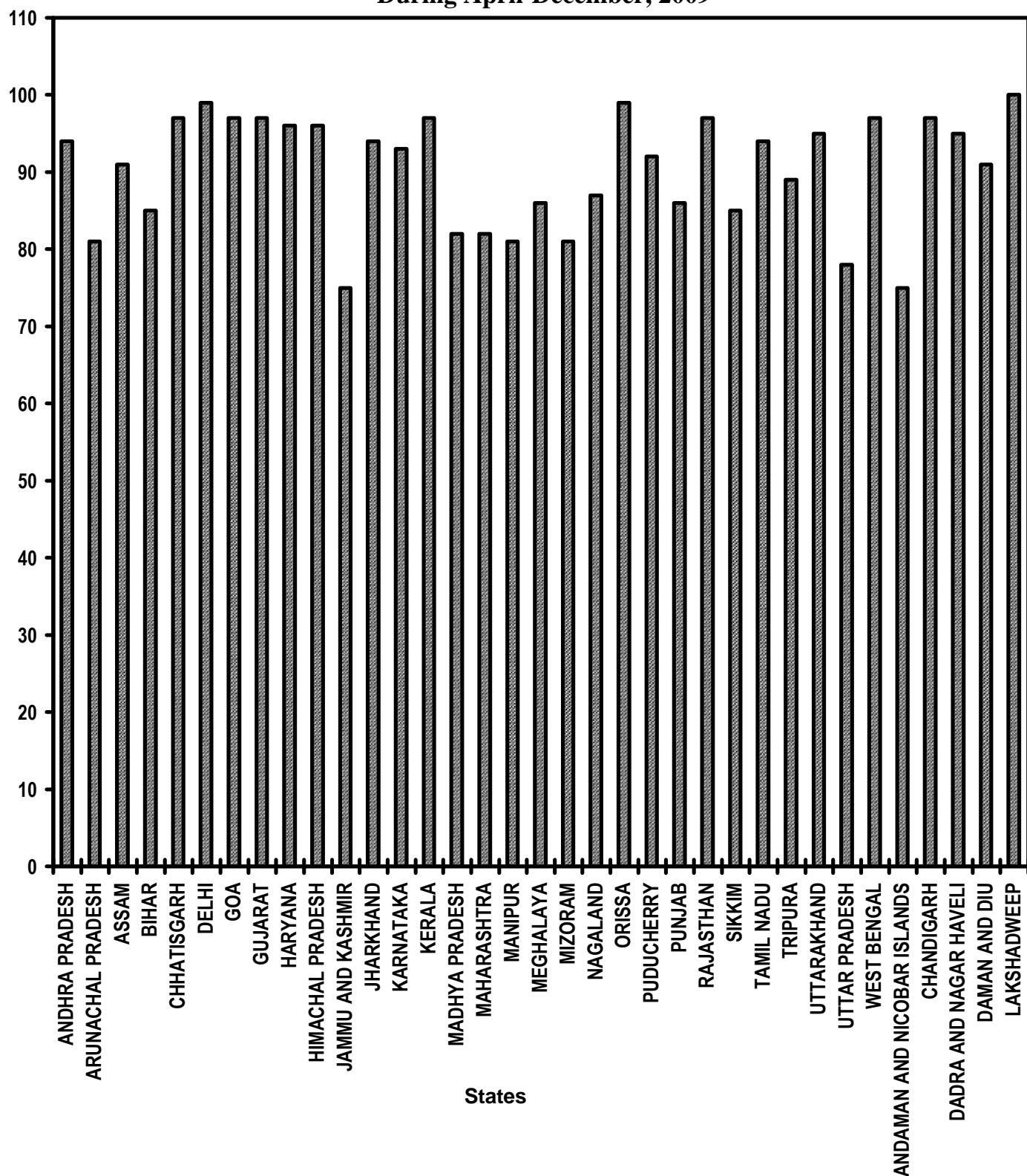


Table - 20

## Supply of Electricity

Sl. No.	State/UT Name	Electricity demanded (Million Units) April,2009- December,2009	Electricity supplied (Million Units) April,2009- December,2009	Shortage observed (Million Units) April,2009- December,2009	Percentage of Electricity Supplied
		(3)	(4)	(5)	(6)
1	ANDHRA PRADESH	57,789	54,060	3,729	94
2	ARUNACHAL PRADESH	299	241	58	81
3	ASSAM	3,977	3,603	374	91
4	BIHAR	8,671	7,406	1,265	85
5	CHHATISGARH	8,642	8,413	229	97
6	DELHI	19,207	19,050	157	99
7	GOA	2,289	2,231	58	97
8	GUJARAT	52,044	50,406	1,638	97
9	HARYANA	26,080	25,073	1,007	96
10	HIMACHAL PRADESH	5,180	4,990	190	96
11	JAMMU AND KASHMIR	9,710	7,271	2,439	75
12	JHARKHAND	4,297	4,028	269	94
13	KARNATAKA	32,402	30,120	2,282	93
14	KERALA	12,966	12,633	333	97
15	MADHYA PRADESH	30,728	25,292	5,436	82
16	MAHARASHTRA	91,463	75,105	16,358	82
17	MANIPUR	390	316	74	81
18	MEGHALAYA	1,163	999	164	86
19	MIZORAM	263	213	50	81
20	NAGALAND	398	347	51	87
21	ORISSA	15,971	15,823	148	99
22	PUDUCHERRY	1,592	1,468	124	92
23	PUNJAB	36,532	31,343	5,189	86
24	RAJASTHAN	32,065	31,096	969	97
25	SIKKIM	273	232	41	85
26	TAMIL NADU	56,509	53,164	3,345	94
27	TRIPURA	661	587	74	89
28	UTTARAKHAND	6,639	6,309	330	95
29	UTTAR PRADESH	57,399	44,571	12,828	78
30	WEST BENGAL	25,378	24,707	671	97
31	ANDAMAN AND NICOBAR ISLANDS	180	135	45	75
32	CHANDIGARH	1,235	1,204	31	97
33	DADRA AND NAGAR HAVELI	2,981	2,828	153	95
34	DAMAN AND DIU	1,466	1,334	132	91
35	LAKSHADWEEP	18	18	0	100
Grand Total		6,06,857	5,46,616	60,241	90

**Very Good:(90% or above of targets)**

ANDHRA PRADESH, ASSAM, CHHATISGARH, DELHI, GOA, GUJARAT, HARYANA, HIMACHAL PRADESH, JHARKHAND, KARNATAKA, KERALA, ORISSA, PUDUCHERRY, RAJASTHAN, TAMIL NADU, UTTARAKHAND, WEST BENGAL, CHANDIGARH, DADRA AND NAGAR HAVELI, DAMAN AND DIU, LAKSHADWEEP

**Good:(Between 80% to 90% targets)**

ARUNACHAL PRADESH, BIHAR, MADHYA PRADESH, MAHARASHTRA, MANIPUR, MEGHALAYA, MIZORAM, NAGALAND, PUNJAB, SIKKIM, TRIPURA

**Poor:(Below 80% of targets)**

JAMMU AND KASHMIR, UTTAR PRADESH, ANDAMAN AND NICOBAR ISLANDS

**LIST OF ITEMS COVERED UNDER (TPP) - 2006**

<b>Point No.</b>	<b>Item No.</b>	<b>Name of the Points/Items</b>
<b>I.</b>		<b>Garibi Hatao [Poverty Eradication]</b>
		<b>Rural Areas</b>
	<b>1.</b>	Employment generation under the National Rural Employment Guarantee Act
	<b>2.</b>	Swaranjayanti Gram Swarojgar Yojana
	<b>3.</b>	Rural Business Hubs in Partnership with Panchayats
	<b>4.</b>	Self help Groups
		<b>Urban Areas</b>
	<b>5.</b>	Swaranjayanti Shehary Rojgar Yojana
<b>II.</b>		<b>Jan Shakti (Power to People)</b>
	<b>6.</b>	Local Self Government (Panchayati Raj and Urban Local Bodies) <ul style="list-style-type: none"> <li>- Activity Mapping for devolution of functions</li> <li>- Budget Flow of Funds</li> <li>- Assignment of Functionaries</li> </ul>
	<b>7.</b>	Quick and Inexpensive Justice – Gram Nyayalayas and Nyaya Panchayats.
	<b>8.</b>	District Planning Committees.
<b>III.</b>		<b>Kisan Mitra [Support to Farmers]</b>
	<b>9.</b>	Water shed development
	<b>10.</b>	Marketing and infrastructural support to farmers
	<b>11.</b>	Irrigation facilities (including minor and micro irrigation) for agriculture
	<b>12.</b>	Credit to farmers
	<b>13.</b>	Distribution of waste land to the landless
<b>IV.</b>		<b>Shramik Kalyan [Labour Welfare]</b>
	<b>14.</b>	Social Security for Agricultural and Unorganised Labour
	<b>15.</b>	Minimum Wages Enforcement (including Farm Labour)
	<b>16.</b>	Prevention of Child Labour
	<b>17.</b>	Welfare of Women Labour
<b>V.</b>		<b>Khadya Suraksha [Food Security ]</b>
	<b>18.</b>	<b>Food Security:</b> <ul style="list-style-type: none"> <li>(i) Targeted Public Distribution system,</li> <li>(ii) Antyodaya Anna Yojana,</li> <li>(iii) Establishing Grain banks in chronically food scarcity areas</li> </ul>
<b>VI.</b>		<b>Subke Liye Aawas [Housing for All]</b>
	<b>19</b>	Rural Housing - Indira Awas Yojana
	<b>20.</b>	EWS/LIG Houses in Urban Areas

Contd.....

Point No.	Item No.	Name of the Points/Items
<b>VII.</b>		<b>Shudh Peya Jal [Clean Drinking Water]</b>
	<b>21.</b>	Rural Areas. - Accelerated Rural Water Supply Programme
	<b>22.</b>	Urban Areas: - Accelerated Urban Water Supply Programme
<b>VIII.</b>		<b>Jan Jan Ka Swasthya [Health for All]</b>
	<b>23.</b>	Control and prevention of major diseases: (a) HIV/AIDS (b) TB (c) Malaria (d) Leprosy (e) Blindness
	<b>24.</b>	National Rural Health Mission
	<b>25.</b>	Immunisation of Children
	<b>26.</b>	Sanitation Programme in - Rural Areas - Urban areas
	<b>27.</b>	Institutional Delivery
	<b>28.</b>	Prevention of Female Foeticide
	<b>29.</b>	Supplementary nutrition for Mothers and Children
	<b>30.</b>	Two Child norms
<b>IX.</b>		<b>Sabke Liye Shiksha [Education for All]</b>
	<b>31.</b>	Sarv Shiksha Abhiyan - Compulsory Elementary Education
	<b>32.</b>	Mid Day Meal Scheme
<b>X.</b>		<b>Anusuchit Jaati, Jan Jaati, Alp-sankhyak evam Anya Pichhra Varg Kalyan [Welfare of Scheduled Castes, Scheduled Tribes, Minorities and OBCs]</b>
	<b>33.</b>	SC Families Assisted
	<b>34.</b>	Rehabilitation of Scavengers
	<b>35.</b>	ST Families Assisted
	<b>36.</b>	Rights of Forest dwellers – Owners of minor forest produce
	<b>37.</b>	Particularly Vulnerable Tribal Groups (PTGs)
	<b>38.</b>	No alienation of Tribal lands
	<b>39.</b>	Implementation of Panchayats (Extension to Scheduled Areas) Act [PESA]
	<b>40.</b>	Welfare of Minorities
	<b>41.</b>	Professional education among all minority communities
	<b>42.</b>	Reservation of OBCs in - Education - Employment
<b>XI.</b>		<b>Mahila Kalyan [Women Welfare]</b>
	<b>43.</b>	Financial Assistance for Women Welfare
	<b>44.</b>	Improved participation of women in (a) Panchayats (b) Municipalities (c) State Legislatures (d) Parliament

Point No.	Item No.	Name of the Points/Items
<b>XII.</b>		<b>Bal Kalyan (Child Welfare)</b>
	<b>45.</b>	Universalisation of ICDS Scheme
	<b>46.</b>	Functional Anganwadis
<b>XIII.</b>		<b>Yuva Vikas [Youth Development]</b>
	<b>47.</b>	Sports for all in Rural and Urban areas
	<b>48.</b>	Rashtriya Sadbhavana Yojana
	<b>49.</b>	National Service Scheme
<b>XIV.</b>		<b>Basti Sudhar [Improvement of Slums]</b>
	<b>50.</b>	Number of Urban poor families assisted under seven point charter viz. land tenure, housing at affordable cost, water, sanitation, health, education, and social security.
<b>XV.</b>		<b>Paryavaran Sanrakshan evam Van Vridhi [Environment Protection and Afforestation]</b>
	<b>51.</b>	Afforestation (a) Area Covered under Plantation on - Public and Forest Lands (b) Number of Seedlings planted on -Public and Forest Lands
	<b>52.</b>	Prevention of pollution of Rivers and water bodies
	<b>53.</b>	Solid and liquid waste management in - Rural Areas - Urban Areas
<b>XVI.</b>		<b>Samajik Suraksha [Social Security]</b>
	<b>54.</b>	Rehabilitation of handicapped and orphans.
	<b>55.</b>	Welfare of the aged
<b>XVII.</b>		<b>Grameen Sadak [Rural Roads]</b>
	<b>56.</b>	Rural Roads - PMGSY
<b>XVIII.</b>		<b>Grameen Oorja [Energization of Rural Area]</b>
	<b>57.</b>	Bio-diesel Production
	<b>58.</b>	Rajiv Gandhi Grameen Vidyutikaran Yojana
	<b>59.</b>	Renewable Energy
	<b>60.</b>	Energising Pump sets
	<b>61.</b>	Supply of Electricity
	<b>62.</b>	Supply of Kerosene and LPG
<b>XIX.</b>		<b>Pichhara Kshetra Vikas [Development of Backward Areas]</b>
	<b>63.</b>	Backward Regions Grants Fund
<b>XX.</b>		<b>e- Shasan [IT enabled e-Governance]</b>
	<b>64.</b>	Central and State Governments
	<b>65.</b>	Panchayats and Municipalities



**ABBREVIATIONS USED**

AAY	Antyodaya Anna Yojana
ARWSP	Accelerated Rural Water Supply Programme
DDRS	Deen Dayal Rehabilitation Scheme
EWS	Economically Weaker Section
IAY	Indira Awaas Yojana
ICDS	Integrated Child Development Scheme
LIG	Low Income Group
MWE	Minimum Wages Enforcement
NC	Not Covered
NREGS	National Rural Employment Guarantee Scheme
PC	Partially Covered
PMGSY	Prime Minister Grameen Sadak Yojana
SC	Scheduled Caste
RGGVY	Rajiv Gandhi Grameen Vidyutikaran Yojana
SGRY	Sampoorna Grameen Rojgar yojana
SGSY	Swaranjanayati Gram Swarojgar Yojana
SHG	Self Help Groups
ST	Scheduled Tribe
TPDS	Targeted Public Distribution system