

TWENTY POINT PROGRAMME-2006
PROGRESS REPORT
FOR
APRIL- JUNE, 2010



GOVERNMENT OF INDIA
MINISTRY OF STATISTICS AND PROGRAMME IMPLEMENTATION
SARDAR PATEL BHAWAN, SANSAD MARG,
NEW DELHI-110 001

Website: www.mospi.gov.in

CONTENTS

	Page No.
I. Introduction	i
II. List of Twenty Points	ii
III. List of Monthly Monitored Items	iii
IV. List of items identified for ranking	iv
V. Status of receipt of targets for Monthly Monitored items	v
VI. List of items under TPP-2006 yet to be operationalised	viii

PART-I Overall Performance Analysis

VII. Progress Report	1
VIII. Highlights of Performance	2
Table - A - All India Performance	6
Table- B - State Wise Performance	7
Table- C - State Wise and Item Wise Performance	12
Table- D- Score Card and Ranking of States	21

PART- II Performance Tables

Table No.	Description of Item	
1	Employment Generation - <i>MGNREG</i> Scheme	24
2 A)	Swaranjayanti Gram Swarojgar Yojana (SGSY)	25
2(B)	SC, ST, Women and Disabled Swarozgaries Assisted under SGSY	27
3(A)	SHGs Formed under SGSY	28
3(B)	SHGs to whom income generating activities provided -SGSY	29
4(A)	Distribution of Waste Land to the Landless	31
4(B)	Waste Land Distributed to SC, ST and others	32
5(A)	Minimum Wages Enforcement (Including Farm Labour)	33
	(i) Inspections made (ii) Irregularities detected	
	(iii) Irregularities rectified	
5(B)	Minimum Wages Enforcement (Including Farm Labour)	34
	(i) Claims Filed (ii) Claims Settled	
5(c)	Minimum Wages Enforcement (Including Farm Labour)	35
	(i) Prosecution cases pending (ii) Prosecution cases filed	
	(iii) Prosecution cases decided	
6(A)	<i>Food Security</i> : Targeted Public Distribution System (TPDS) for AAY, APL & BPL,	36
6(B)	<i>Food Security</i> : TPDS only for Antyodaya Anna Yojana (AAY)	38
6(C)	<i>Food Security</i> : TPDS only for Below Poverty Line (BPL)	40
7	Rural Housing - Indira Awaas Yojana (IAY)	42

Contd...

Table No.	Description of Item	Page No.
8	EWS/LIG Houses in Urban Areas	44
9 (A)	Rural Areas - ARWSP Habitations (NC/PC) covered	46
9 (B)	Slipped back habitations and habitations with water quality problem addressed- <i>ARWSP</i>	48
10	Sanitation Programme in Rural Areas	50
11	Institutional Delivery	51
12	SC Families Assisted	52
13	Universalization of ICDS Scheme	54
14	Functional Anganwadis	56
15	No. of Urban Poor Families Assisted under Seven Point Charter	58
16(A)	<i>Afforestation</i> : Area Covered under Plantation- (Public and Forest Lands)	60
16(B)	<i>Afforestation</i> : Seedlings Planted – (Public and Forest Lands)	62
17	Rural Roads Constructed under (PMGSY)	64
18	Village Electrified under Rajiv Gandhi Grameen Vidyutikaran Yojana (RGGVY)	66
19	Energising Pump sets	68
20	Supply of Electricity	70
 Annexures		
○	List of 65 items to be monitored under TPP-2006	Annexure – I 72-74
○	Abbreviations used	Annexure - II 75

Twenty Point Programme – 2006

An Introduction

The Twenty Point Programme (TPP) was launched by the Government of India in the year 1975 and restructured in 1982, 1986 and again in 2006. The restructured programme, known as Twenty Point Programme (TPP) – 2006, became operational with effect from 1st April, 2007. The Programme is meant to give a thrust to schemes relating to poverty alleviation, employment generation in rural areas, housing, education, family welfare & health, protection of environment and many other schemes having a bearing on the quality of life, especially in the rural areas.

2. The programmes and schemes under the TPP-2006 are in harmony with the priorities contained in the Millennium Development Goals (MDGs) of the United Nations and SAARC Social Charter. The original nomenclature, namely the Twenty Point Programme, which has been in existence for more than three decades and carries the stamp of familiarity among the people and administrative agencies, has been retained.

3. Twenty Point Programme (TPP) – 2006 originally consisted of 20 Points (*Appendix-1*) and 66 items being monitored individually by Central Nodal Ministries concerned. Up to 2007-08, out of 66 items, 22 items were monitored on monthly basis. From 1st April, 2008 *Sampoorna Grameen Rojgar Yojana* (SGRY) has been merged with another item namely “*National Rural Employment Guarantee Act*” which has now been renamed as *Mahatma Gandhi National Rural Employment Guarantee Act from 31st December, 2009* therefore, SGRY has been dropped from the list of 66 items and only 65 items are now monitored under TPP-2006 since 2008-09. The list of 65 items is enclosed at *Annexure-I*.

4. Out of 65 items, 20 items (information in respect of 16 items is being collected from various States/ UTs and for remaining 4 items from the concerned Central Nodal Ministries) are being monitored on monthly basis during the period 2010-11. The remaining items under TPP-2006, are being monitored on annual basis as the information in respect of these items will be made available by the concerned Central Nodal Ministries only on annual basis. For the purpose of ranking, the performances of States on monthly basis in respect of 19 identified parameters have been evaluated.

5. Some of the schemes/programmes are yet to be operationalised by the Central Nodal Ministries concerned. These items will be monitored only after the schemes concerning them come into existence and their frequency of monitoring will be decided later. The details of such items are available on the page number (viii) of the report.

6. The monitoring mechanism for TPP-2006 has been widened by including block level monitoring in addition to District, State and Central level monitoring. Most of the States/Union Territories have constituted the block, district and state level monitoring committees. At the Centre, the progress of individual items is monitored and reviewed by the Departments/Ministries concerned. The Ministry of Statistics & Programme Implementation (MOSPI) monitors the Programme/ schemes covered under TPP-2006 on the basis of performance report received from State Government and central nodal Ministries. The Monitoring Guidelines of TPP-2006 issued to States/UTs are also available on the website of the Ministry (www.mospi.gov.in).

Twenty Point Programme – 2006

Twenty Points

1. Garibi Hatao [Poverty Eradication]
2. Jan Shakti [Power to People]
3. Kisan Mitra [Support to Farmers]
4. Shramik Kalyan [Labour Welfare]
5. Khadya Suraksha [Food Security]
6. Subke Liye Aawas [Housing for All]
7. Shudh Peya Jal [Clean Drinking Water]
8. Jan Jan Ka Swasthya [Health for All]
9. Sabke Liye Shiksha [Education for All]
10. Anusuchit Jaati, Jan Jaati, Alp-sankhyak evam Anya Pichhra Varg Kalyan [Welfare of Scheduled Castes, Scheduled Tribes, Minorities and OBCs]
11. Mahila Kalyan [Women Welfare]
12. Bal Kalyan [Child Welfare]
13. Yuva Vikas [Youth Development]
14. Basti Sudhar [Improvement of Slums]
15. Paryavaran Sanrakshan evam Van Vridhi [Environment Protection and Afforestation]
16. Samajik Suraksha [Social Security]
17. Grameen Sadak [Rural Roads]
18. Grameen Oorja [Energization of Rural Area]
19. Pichhara Kshetra Vikas [Development of Backward Areas]
20. e- Shasan [IT enabled e-Governance]

Twenty Point Programme – 2006

Monthly Monitored Items

1. Employment Generation under the Mahatma Gandhi National Rural Employment Guarantee Scheme (*MGNREGA*)
2. Swaranjayanti Gram Swarojgar Yojana (SGSY)
3. ***Self help Groups:***
 - (i) Self help Groups formed under SGSY
 - (ii) SHGs to whom income generating activities provided under SGSY
4. Distribution of Waste land to landless
5. Minimum Wages Enforcement (Including Farm Labour)
6. ***Food Security:***
 - (i) Targeted Public Distribution System (TPDS) for AAY, APL& BPL,
 - (ii) *TPDS* only for Antyodaya Anna Yojana (AAY)
 - (iii) *TPDS* only for Below Poverty Line (BPL)
7. Rural Housing for Indira Awaas Yojana (IAY)
8. EWS/LIG Houses in Urban Areas
9. ***Rural Areas-*** Accelerated Rural Water Supply Programme (ARWSP)
 - (i) Habitations covered (NC &PC)
 - (ii) Slipped back habitations and habitations with water quality problems addressed
10. Sanitation Programme in Rural Areas
11. Institutional Delivery
12. SC Families Assisted
13. Universalisation of ICDS Scheme
14. Functional Anganwadis
15. Number of Urban poor families assisted under seven point charter viz. land tenure, housing at affordable cost, water, sanitation, health, education, and social security.
16. ***Afforestation:***
 - (a) Area Covered under Plantation on - Public and Forest Lands
 - (b) Number of Seedlings planted on -Public and Forest Lands
17. Rural Roads constructed under Prime Minister Grameen Sadak Yojana (PMGSY)
18. Village Electrified under Rajiv Gandhi Grameen Vidyutikaran Yojana (RGGVY)
19. Energising Pump sets
20. Supply of Electricity

Twenty Point Programme – 2006

Items identified for ranking

(On the basis of State/UT wise targets fixed by the Central Administrative Ministries)

For the purpose of ranking the performance of States under TPP-2006 on monthly basis, the following 15 items & 19 Parameters have been identified.

Items	Para meters	Description of Item
1	1	Total No. of Individual Swarozgaries Assisted under SGSY
2	2	SHGs to whom income generating activities provided under SGSY
3	-	Food Security:
	3	(i) Targeted Public Distribution System (TPDS) for AAY, APL & BPL,
	4	(ii) TPDS only for Antyodaya Anna Yojana (AAY)
	5	(iii) TPDS only for Below Poverty Line (BPL)
4	6	Rural Housing under Indira Awaas Yojana (IAY)
5	7	EWS/LIG Houses in Urban Areas
6	-	Rural Areas:
	8	(i) Accelerated Rural Water Supply Programme-Habitation covered (NC & PC)
	9	(ii) Slipped back habitations and habitation with water quality problems addressed -ARWSP
7	10	SC Family Assisted
8	11	Universalisation of ICDS Scheme
9	12	Functional Anganwadis
10.	13	Number of Urban poor families assisted under seven point charter viz. land tenure, housing at affordable cost, water, sanitation, health, education, and social security.
11	-	Afforestation:
	14	(i) Area Covered under Plantation on- Public and Forest Lands
	15	(ii) Number of Seedlings planted on- Public and Forest Lands
12	16	Rural Roads constructed under Prime Minister Grameen Sadak Yojana (PMGSY)
13	17	Village electrified under Rajiv Gandhi Grameen Vidyutikaran Yojana (RGGVY)
14	18	Energising Pump sets
15	19	Supply of Electricity

STATUS OF RECEIPT OF TARGETS FOR MONTHLY MONITORED ITEMS UNDER TPP-2006

Item No.	Name of the item	Parameter	Parameters/ indicators	Whether State-wise targets fixed by the concerned Administrative Ministries	Whether targets have been received	Nodal Ministry
1	Employment Generation under the <i>Mahatma Gandhi National Rural Employment Guarantee Scheme</i>	-	(i) No. of job card issued (ii) Employment generated (iii) Wages given	Targets not fixed */ not supplied by Administrative Ministry	-	Ministry of Rural Development
2	Swaranjayanti Gram Swarozgar Yojana (SGSY)	1	<i>Individual Swarozgaries Assisted</i> (i) Total (ii) SC (iii) ST (iv) Women (v) Disabled person	Targets fixed & received from Administrative Ministry	Yes	-do-
3	Self help Groups	-	SHGs under SGSY - SHGs formed	Targets not fixed */ not supplied by Administrative Ministry	-	-do-
		2	- SHGs to whom income generating activities provided	Targets fixed & received from Administrative Ministry	Yes	-do-
4	Distribution of waste land to the landless	-	<i>Waste Land Distributed</i> (i) Total (ii) SC (iii)ST (iv) Others	Targets not fixed */ not supplied by Administrative Ministry	-	-do-
5	Minimum Wages Enforcement (including Farm Labour)	-	(a)Agriculture and Farm workers (i) Inspections made (ii) Irregularities detected (iii) Irregularities rectified (iv) Claims filed (v) claims settled (vi) Prosecution cases pending (vii) Prosecution cases filed (viii) Prosecution cases decided (b) others	Targets not fixed */ not supplied by Administrative Ministry	-	Ministry of Labour & Employment

Item No.	Name of the item	Parameter	Parameters/ indicators	Whether State -wise targets fixed by the concerned Administrative Ministries	Whether targets have been received	Nodal Ministry
6	Food Security: (i) Targeted Public Distribution System (AAY+APL+BPL) (ii) Antyodaya Anna Yojana (AAY) (iii) Below Poverty Line (BPL)	3	Allocation of Food Grains to States/UTs	Targets fixed & received from Administrative Ministry	Yes	Ministry of Consumer Affairs, Food & Public Distribution
		4	Allocation of Food Grains to States/UTs	-do-	Yes	-do-
		5	Allocation of Food Grains to States/UTs	-do-	Yes	-do-
7	Rural Housing - Indira Awaas Yojana (IAY)	6	Houses Constructed	Targets fixed & received from Administrative Ministry	Yes	Ministry of Rural Development
8	EWS/LIG Houses in Urban Areas	7	Houses Constructed	Targets fixed & not received from Administrative Ministry	No	M/o Housing and Urban Poverty Alleviation
9	Rural Areas - Accelerated Rural Water Supply Programme -(ARWSP)	8	(i) Habitations covered (NC/PC)	Targets fixed & received from Administrative Ministry	Yes	M/o RD Department of Drinking Water Supply
		9	(ii) Slipped back Habitations and Habitations with water quality problem addressed	Targets fixed & received from Administrative Ministry	Yes	-do-
10.	Sanitation Programme in Rural Areas	-	Individual Household latrines constructed	Targets not fixed */ not supplied by Administrative Ministry	-	M/o RD Department of Drinking Water Supply
11.	Institutional Delivery	-	Delivery in Institutions	Targets not fixed */ not supplied by Administrative Ministry	-	Ministry of Health & Family Welfare
12.	SC Families Assisted	10	SC Families Assisted	Targets fixed & not received from Administrative Ministry	No	M/o Social Justice and Empowerment
13.	Universalisation of ICDS Scheme	11	ICDS Blocks Operational (Cumulative)	Targets fixed & received from Administrative Ministry	Yes	Ministry of Women and Child Development

Item No.	Name of the item	Parameter	Parameters/ indicators	Whether State-wise targets fixed by the concerned Administrative Ministries	Whether targets have been received	Nodal Ministry
14.	Functional Anganwadis	12	Anganwadis Functional (cumulative)	Targets fixed & received from Administrative Ministry	Yes	Ministry of Women and Child Development
15.	Number of Urban poor families assisted under seven point charter viz. land tenure, housing at affordable cost, water, sanitation, health, education, and social security.	13	Poor Families Assisted	Targets fixed & not received from Administrative Ministry	No	M/o Housing and Urban Poverty Alleviation
16	Afforestation: (a) Area Covered under Plantation on - Public and Forest Lands (b) Number of Seedlings planted on -Public and Forest Lands	14	(a) Area Covered under Plantation on - Public and Forest Lands	Targets fixed & received from Administrative Ministry	Yes	Ministry of Environment and Forest
		15	(b)Number of Seedlings of	Targets fixed & received from Administrative Ministry	Yes	do
17.	Rural Roads – PMGSY	16	Length of Road Constructed	Targets fixed & received from Administrative Ministry	Yes	Ministry of Rural Development
18.	Rajiv Gandhi Grameen Vidyutikaran Yojana (RGGVY)	17	Villages electrified	Targets fixed & received from Administrative Ministry	Yes	Ministry of Power
19.	Energising Pump sets	18	Pumpsets Energised	Targets fixed & received from Administrative Ministry	Yes Only for four states have been received	-do-
20	Supply of Electricity	19	Electricity demanded	Targets fixed & received from Administrative Ministry	Yes	-do-

** These items where Administrative Ministries have not fixed state-wise targets are not monitored for ranking on monthly basis (only 19 parameters being monitored on monthly basis form the basis of state-wise ranking) since these are monitored without fixing of targets with reference to actual achievements as these are demand driven based.*

List of items where the concerned schemes are yet to be operationalised

(i) ***Quick and inexpensive justice–Gram Nyayalayas and Nyaya Panchayats¹***: Ministry of Panchayati Raj is consulting Central Ministries and States/UT Governments regarding draft bill on Nyaya Panchayats.

(ii) ***Sports for all in Rural and Urban Areas²*** : The scheme titled “Nagar Palika Yuva Krida Aur Khel Abhiyan” for the development of sports infrastructure in urban areas is yet to be approved.

1. when operationalise will be monitored under Point No. 2 *Jan Shakti (Power to People)* (Item 6)
2. when operationalise will be monitored under Point No 13 *Yuva Vikas (Youth Development)* (Item 47)

PART - I

TWENTY POINT PROGRAMME - 2006

OVERALL PERFORMANCE ANALYSIS

Twenty Point Programme-2006

Progress Report *-(April-June, 2010)

This monthly progress report of Twenty Point Programme-2006 consists of two parts: **Part-I** contains an analysis of the overall performance, whereas **Part-II** deals with item-wise performance.

2. The report is compiled on the basis of data received from the Central Nodal Ministries and State Governments/UT Administrations. The data is received either through web enabled software developed by National Informatics Centre (NIC) Cell in this Ministry or through Fax/e-mail/post. The processing of data has been done in association with NIC Cell.

3. The analysis for the period of **April-June, 2010** shows that the performance under **eight items** has been **‘Very Good’** (90% or above the targets). These items are:

- (i) Road Constructed under Prime Minister Grameen Sadak Yojana (PMGSY)
- (ii) Houses Constructed under Indira Awaas Yojana (IAY)
- (iii) Pumpsets Energised
- (iv) Village Electrified- Rajiv Gandhi Grameen Vidyutikaran Yojana (RGGVY)
- (v) ICDS Blocks Operational (Cum.)
- (vi) *Food Security*: Targeted Public Distribution System only for BPL
- (vii) *Food Security*: Targeted Public Distribution System only for AAY and
- (viii) Individual Swaroogaries Assisted under SGSY

4. The performance of **four items** has been **‘Good’** (80% to 90% of target). These items are:

- (i) *Food Security*: Targeted Public Distribution System for APL, BPL & AAY
- (ii) Supply of Electricity
- (iii) Anganwadis Functional (Cum.) and
- (iv) Urban Poor Families Assisted under Seven Point Charter

5. The performance of **seven items** has been **‘Poor’** (below 80% of target). These items are:

- (i) SHGs Provided Income Generating Activities under SGSY
- (ii) Houses constructed under EWS/LIG
- (iii) Slipped back habitations and habitations with water quality problems addressed-ARWSP
- (iv) SC Families Assisted
- (v) Seedlings Planted (Public and Forest Lands)
- (vi) Area Covered under Plantation (Public and Forest Lands) and
- (vii) Habitations covered (NC and PC)- ARWSP

6. The item “*Sapoorna Gramin Rojgar Yojana (SGRY)*” has been merged with “*National Rural Employment Guarantee Scheme- NREGS*” with effect from 1st April, 2008 which has now been renamed as *Mahatma Gandhi National Rural Employment Guarantee Scheme (MGNREGS)* with effect from. 31st December, 2009. Some of items under TPP-2006 namely ‘*Mahatma Gandhi National Rural Employment Guarantee Scheme (MGNREGS)*, *Self help Groups formed under SGSY*, *Sanitation Programme in Rural Area* and *Institutional Delivery*’ are demand driven have no targets are assigned by concerned nodal Ministries where as items like “*Distribution of Wasteland to the landless*” & *Minimum Wages Enforcement (including Farm Labour)*, concerned administrative Ministries is not in position to provide state/UT-wise targets as such all these items are being monitored on monthly basis without any targets but not been considered for the purpose of ranking. In order to monitor the performance of TPDS under *Food Security* in a more purpose full manner individual monitoring of one more parameters namely BPL have been added besides existing parameters namely TPDS and AAY for monitoring on monthly basis. The items where monthly/quarterly/ annual targets have been provided by the Ministries concerned, monthly targets have been worked out on prorata basis.

7. MPR has not received from the state of Nagaland despite reminders till finalization of this report. Therefore the performance of this State for the month of April-June, 2010 has been reported as nil in this MPR.

* 19 Parameters are monitored for the purpose of ranking

HIGHLIGHTS OF PERFORMANCE

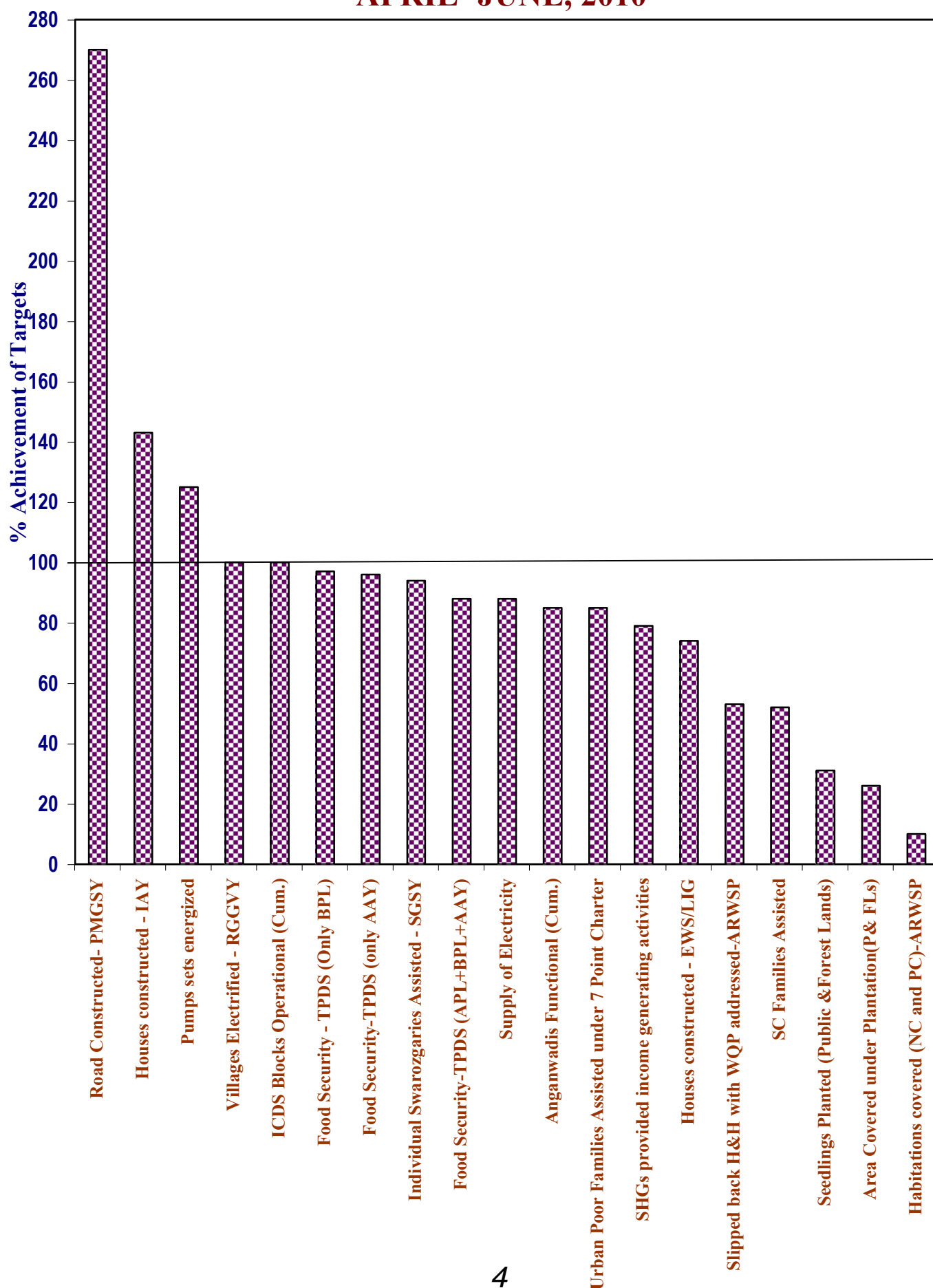
Sl. No.	Item	Achievement for April-June, 2010
1- Employment Generated under MGNREGS.		
	(i) No. of Job cards issued	32.90 lakh *
	(ii) Employment generated	74.92 crore mandays
	(iii) Wages given	Rs. 7954.72 crore
2- Swaranjayanti Gram Swarajgar Yojana (SGSY)		
	No. of Individual Swarozgaries Assisted	45,638
3- Self help Groups		
	(i) No. of SHGs formed	49,808
	(ii) No. of SHGs to whom income generating activities provided under SGSY	22,073
4- Distribution of waste land to the landless		
	Land Distributed	36,868 hectare
5- Minimum Wages Enforcement (Including Farm Labour)		
	(i) No. of Inspections made	15,529
	(ii) No. of Irregularities detected	1,566
	(iii) No. of Irregularities rectified	1,737
	(iv) No. of Claims filed	0
	(v) No. of Claims settled	0
	(vi) No. of Prosecution cases Pending	2,480
	(vii) No. of Prosecution cases filed	19
	(viii) No. of Prosecution cases decided	11
6- Food Security: (i) TPDS (ii) AAY (iii) BPL		
	(i) Food Security: Targeted Public Distribution System (TPDS)	100.91 lakh tonnes
	(ii) Food Security: Antyodaya Anna Yojana (AAY)	24.62 lakh tonnes
	(iii) Food Security: Below Poverty Line (BPL)	42.40 lakh tonnes
7- Rural Housing -Indira Awaas Yojana		
	No. of Houses constructed	4,00,713
8- EWS/LIG Houses in Urban Areas		
	No. of Houses constructed	29,405

Contd.....

Sl. No.	Item	Achievement for April-June, 2010
9-	Rural Areas. - Accelerated Rural Water Supply Programme	
	(i) Habitations covered (NC and PC)	4
	(ii) Slipped back habitations and habitations with water quality problems addressed-ARWSP	6,409
10-	Sanitation Programme in Rural Areas	
	No. of Individual household latrines constructed	23.45 lakh
11-	Institutional Delivery	
	No. of Deliveries in Institutions	30.34 lakh
12-	SC Families Assisted	
	No. of SC Families Assisted	6.19 lakh
13-	Universalisation of ICDS Schemes	
	No. of ICDS Blocks Operational (Cum.)	6,614
14-	Functional Anganwadis	
	No. of Anganwadis Functional (Cum.)	11.54 lakh
15-	Number of Urban poor families assisted under seven point charter viz. land tenure, housing at affordable cost, water, sanitation, health, education, and social security.	
	No. of Poor Families Assisted	49,376
16-	Afforestation:	
	(i) Area Covered under Plantation (Public and Forest Lands)	1,20,309 hectares
	(ii) No. of Seedlings Planted (Public and Forest Lands)	904.31 Lakh
17-	Rural Road- Prime Minister Grameen Sadak Yojana (PMGSY)	
	Length of Road Constructed	13,972 Kms
18-	Rajiv Gandhi Grameen Vidyutikaran Yojana (RGGVY)	
	No. of Villages Electrified	4,344
19-	Energized Pumps sets	
	No. of Pumps sets energized	65,765
20-	Supply of Electricity	
	Electricity supplied	1,90,835 million units (MU)

Note:- * Some of States are reporting performance since inception but now it has been reconciled with the performance figures supplied by M/o Rural Development to set performance targets during April-June, 2010.

PERFORMANCE DURING APRIL- JUNE, 2010



ACHIEVEMENT HIGHLIGHTS

PERFORMANCE DURING APRIL-JUNE, 2010

The cumulative performance during April to June, 2010 has been "Very Good" for 8 items, "Good" for 4 items, and "Poor" for 7 items.

A. "Very Good" Performance (90% or above of targets)

<u>No.</u>	<u>Items</u>	<u>% Achievement</u>
17A01	Road Constructed- PMGSY	270
06A01	Houses Constructed - IAY	143
18D01	Pumps sets energized	125
18B01	Villages Electrified - RGGVY	100
12A01	ICDS Blocks Operational (Cum.)	100
05D02	Food Security: Targeted Public Distribution System (Only BPL)	97
05B02	Food Security: Targeted Public Distribution System(only AAY)	96
01B01	Individual Swarozgaries Assisted - SGSY	94

B. "Good" Performance (80% to 90%)

05A02	Food Security: Targeted Public Distribution system (APL+BPL+AAY)	88
18E02	Supply of Electricity	88
12B01	Anganwadis Functional (Cum.)	85
14A01	Urban Poor Families Assisted under Seven Point Charter	85

C. Areas of concern-where the performance is below 80%

01E02	SHGs provided income generating activities	79
06B01	Houses constructed - EWS/LIG	74
07A02	Slipped back habitations and habitations with water quality problems addressed-ARWSP	53
10A01	SC Families Assisted	52
15A02	Seedlings Planted (Public and Forest Lands)	31
15A01	Area Covered under Plantation (Public and Forest Lands)	26
07A01	Habitations covered (NC and PC) - ARWSP	10

Table - A
Targets for 2010-2011 & April to June, 2010 and achievements during the period April to June, 2010
ALL INDIA PERFORMANCE

Sl. No.	Item Code	Item Description	Units	Targets		Achievements	% Achievements of Targets during April -June,2010
				2010-2011	April - June,2010	April - June,2010	
1	01B01	Individual Swarozgaries Assisted - SGSY	Number	3,22,093	48,318	45,638	94
2	01E02	SHGs provided income generating activities	Number	1,85,525	27,837	22,073	79
3	05A02	Food Security:Targeted Public Ditribution System(TPDS)	Tonnes	—	1,14,08,654	1,00,91,109	88
4	05B02	Food Security:Antodaya Anna Yojana(AAY)	Tonnes	—	25,53,968	24,62,484	96
5	05D02	Food Security:Targeted Public Ditribution System (Only BPL)	Tonnes	—	43,54,114	42,39,678	97
6	06A01	Houses constructed - IAY	Number	28,08,697	2,80,875	4,00,713	143
7	06B01	Houses constructed - EWS/LIG	Number	1,59,707	39,915	29,405	74
8	07A01	Habitations covered (NC and PC) - ARWSP	Number	376	39	4	10
9	07A02	Slipped back habitations and habitations with water quality problems addressed- ARWSP	Number	1,21,436	12,145	6,409	53
10	10A01	SC Families Assisted	Number	47,74,200	11,93,521	6,18,877	52
11	12A01	ICDS Blocks Operational (Cum.)	Number	7,012	6,606	6,614	100
12	12B01	Anganwadis Functional (Cum.)	Number	13,66,624	13,56,027	11,54,240	85
13	14A01	Urban Poor Families Assisted under Seven Point Charter	Number	2,33,711	58,420	49,376	85
14	15A01	Area Covered under Plantation (Public and Forest Lands)	Hectares	18,21,900	4,55,455	1,20,309	26
15	15A02	Seedlings Planted (Public and Forest Lands)	Number	1,18,42,35,000	29,60,59,007	9,04,30,749	31
16	17A01	Road Constructed- PMGSY	Kilometer	34,455	5,167	13,972	270
17	18B01	Villages Electrified - RGGVY	Number	17,500	4,358	4,344	100
18	18D01	Pumps sets energized	Number	2,10,870	52,713	65,765	125
19	18E02	Electricity supplied	Million Units	—	2,16,521	1,90,835	88

Table - B**STATE-WISE PERFORMANCE DURING APRIL-JUNE, 2010 (PERCENT ACHIEVEMENT)**

Item No.	Description	ALL INDIA	AP	ARP	AS	BI	CHHA.	DELHI	GOA
01B01	Individual Swarozgaries Assisted - SGSY	94	39	0	24	5	26	NA	5
01E02	SHGs provided income generating activities	79	267	0	0	44	31	NA	46
05A02	Food security-Targeted Public Distribution system (APL+BPL+AAY)	88	85	97	93	82	98	103	105
05B02	Food security-Targeted Public Distribution system (only AAY)	96	102	95	100	96	97	90	112
05D02	Food Security - Targeted Public Distribution System (Only BPL)	97	97	95	100	83	101	87	100
06A01	Houses constructed - IAY	143	199	0	173	119	161	NA	74
06B01	Houses constructed - EWS/LIG	74	42	0	0	NA	196	64	0
07A01	Habitations covered (NC and PC) - ARWSP	10	NA	NA	NA	NA	NA	NA	NA
07A02	Slipped back habitations and habitations with water quality problems addressed-ARWSP	53	37	0	97	18	66	NA	NA
10A01	SC Families Assisted	52	38	NA	139	12	0	14	36
12A01	ICDS Blocks Operational (Cum.)	100	100	100	100	100	100	100	100
12B01	Anganwadis Functional (Cum.)	85	81	100	62	87	54	100	100
14A01	Urban Poor Families Assisted under Seven Point Charter	85	NA	NA	83	NA	0	0	NA
15A01	Area Covered under Plantation (Public and Forest Lands)	26	1	0	0	0	0	621	37
15A02	Seedlings Planted (Public and Forest Lands)	31	2	0	4	0	0	880	30
17A01	Road Constructed- PMGSY	270	177	292	0	60	178	NA	NA
18B01	Villages Electrified - RGGVY	100	NA	0	62	50	56	NA	NA
18D01	Pumps sets energized	125	140	NA	NA	NA	NA	NA	NA
18E02	Supply of Electricity	88	92	82	90	86	96	100	97

NA - Not Applicable

Table - B(Contd.)

STATE-WISE PERFORMANCE DURING APRIL-JUNE, 2010 (PERCENT ACHIEVEMENT)

Item No.	Description	ALL INDIA	GUJ	HRY	HP	J&K	JHAR.	KAR	KER
01B01	Individual Swarozgaries Assisted - SGSY	94	204	23	84	326	110	47	19
01E02	SHGs provided income generating activities	79	206	97	36	34	205	82	20
05A02	Food security-Targeted Public Distribution system (APL+BPL+AAY)	88	101	76	93	104	75	102	104
05B02	Food security-Targeted Public Distribution system (only AAY)	96	103	93	103	102	94	102	104
05D02	Food Security - Targeted Public Distribution System (Only BPL)	97	118	95	87	97	92	105	105
06A01	Houses constructed - IAY	143	147	72	0	172	779	203	206
06B01	Houses constructed - EWS/LIG	74	386	0	NA	NA	NA	15	40
07A01	Habitations covered (NC and PC) - ARWSP	10	NA	NA	NA	NA	NA	NA	NA
07A02	Slipped back habitations and habitations with water quality problems addressed-ARWSP	53	40	30	90	0	5	0	0
10A01	SC Families Assisted	52	123	34	77	0	96	0	93
12A01	ICDS Blocks Operational (Cum.)	100	100	100	100	101	100	100	100
12B01	Anganwadis Functional (Cum.)	85	99	68	97	87	100	94	97
14A01	Urban Poor Families Assisted under Seven Point Charter	85	117	NA	NA	NA	NA	32	NA
15A01	Area Covered under Plantation (Public and Forest Lands)	26	0	22	0	0	54	86	130
15A02	Seedlings Planted (Public and Forest Lands)	31	0	13	0	0	26	135	304
17A01	Road Constructed- PMGSY	270	59	661	270	394	519	411	379
18B01	Villages Electrified - RGGVY	100	NA	NA	0	0	191	200	NA
18D01	Pumps sets energized	125	156	343	291	NA	NA	143	82
18E02	Supply of Electricity	88	92	90	96	75	94	90	97

NA - Not Applicable

Table - B(Contd.)

STATE-WISE PERFORMANCE DURING APRIL-JUNE, 2010 (PERCENT ACHIEVEMENT)

Item No.	Description	ALL INDIA	MP	MAH	MANI	MEGH	MIZ	NAGA	ORI
01B01	Individual Swarozgaries Assisted - SGSY	94	186	37	0	99	0	0	1
01E02	SHGs provided income generating activities	79	81	39	0	0	0	0	1
05A02	Food security-Targeted Public Distribution system (APL+BPL+AAY)	88	80	83	41	103	88	127	97
05B02	Food security-Targeted Public Distribution system (only AAY)	96	86	91	43	103	85	109	99
05D02	Food Security - Targeted Public Distribution System (Only BPL)	97	99	96	41	104	90	109	101
06A01	Houses constructed - IAY	143	235	47	0	33	109	0	128
06B01	Houses constructed - EWS/LIG	74	NA	52	NA	NA	0	NA	0
07A01	Habitations covered (NC and PC) - ARWSP	10	NA	NA	NA	NA	NA	NA	NA
07A02	Slipped back habitations and habitations with water quality problems addressed-ARWSP	53	106	21	0	14	0	0	180
10A01	SC Families Assisted	52	1	1	0	NA	NA	NA	3
12A01	ICDS Blocks Operational (Cum.)	100	100	100	100	100	100	105	100
12B01	Anganwadis Functional (Cum.)	85	91	79	84	100	100	100	91
14A01	Urban Poor Families Assisted under Seven Point Charter	85	NA	0	NA	143	NA	NA	NA
15A01	Area Covered under Plantation (Public and Forest Lands)	26	0	10	28	0	163	0	209
15A02	Seedlings Planted (Public and Forest Lands)	31	0	25	20	15	77	0	210
17A01	Road Constructed- PMGSY	270	295	1,354	51	0	169	0	219
18B01	Villages Electrified - RGGVY	100	22	NA	0	4	200	0	79
18D01	Pumps sets energized	125	163	NA	NA	NA	NA	NA	96
18E02	Supply of Electricity	88	78	78	82	77	82	88	99

NA - Not Applicable

Table - B(Contd.)

STATE-WISE PERFORMANCE DURING APRIL-JUNE, 2010 (PERCENT ACHIEVEMENT)

Item No.	Description	ALL INDIA	PUDU	PUN	RAJ	SIK	TN	TRI	UTTA.
01B01	Individual Swarozgaries Assisted - SGSY	94	0	139	71	103	104	0	53
01E02	SHGs provided income generating activities	79	0	0	37	91	105	0	69
05A02	Food security-Targeted Public Distribution system (APL+BPL+AAY)	88	94	83	92	99	58	81	90
05B02	Food security-Targeted Public Distribution system (only AAY)	96	107	68	101	106	102	87	95
05D02	Food Security - Targeted Public Distribution System (Only BPL)	97	94	96	102	104	82	99	102
06A01	Houses constructed - IAY	143	5	114	68	0	0	137	86
06B01	Houses constructed - EWS/LIG	74	56	NA	16	50	70	40	NA
07A01	Habitations covered (NC and PC) - ARWSP	10	NA	200	0	NA	NA	NA	0
07A02	Slipped back habitations and habitations with water quality problems addressed-ARWSP	53	NA	72	117	0	2	18	62
10A01	SC Families Assisted	52	30	43	79	0	100	0	54
12A01	ICDS Blocks Operational (Cum.)	100	100	100	100	118	100	104	100
12B01	Anganwadis Functional (Cum.)	85	100	100	91	84	100	98	40
14A01	Urban Poor Families Assisted under Seven Point Charter	85	NA	NA	NA	0	345	0	NA
15A01	Area Covered under Plantation (Public and Forest Lands)	26	100	0	0	0	3	0	0
15A02	Seedlings Planted (Public and Forest Lands)	31	496	0	0	0	1	0	0
17A01	Road Constructed- PMGSY	270	NA	970	721	136	681	57	171
18B01	Villages Electrified - RGGVY	100	NA	NA	121	0	0	NA	NA
18D01	Pumps sets energized	125	112	NA	43	NA	95	NA	205
18E02	Supply of Electricity	88	95	89	98	100	92	87	86

NA - Not Applicable

Table - B(Contd.)

STATE-WISE PERFORMANCE DURING APRIL-JUNE, 2010 (PERCENT ACHIEVEMENT)

Item No.	Description	ALL INDIA	UP	WB	A&N	CHND.	D&N	D&D	LAKSH
01B01	Individual Swarozgaries Assisted - SGSY	94	147	361	450	NA	375	0	0
01E02	SHGs provided income generating activities	79	109	59	267	NA	0	0	0
05A02	Food security-Targeted Public Distribution system (APL+BPL+AAY)	88	96	99	54	98	0	11	133
05B02	Food security-Targeted Public Distribution system (only AAY)	96	99	85	76	26	0	13	0
05D02	Food Security - Targeted Public Distribution System (Only BPL)	97	101	105	40	100	0	21	0
06A01	Houses constructed - IAY	143	50	208	21	NA	21	0	0
06B01	Houses constructed - EWS/LIG	74	NA	0	NA	NA	NA	NA	NA
07A01	Habitations covered (NC and PC) - ARWSP	10	NA	NA	0	NA	NA	NA	0
07A02	Slipped back habitations and habitations with water quality problems addressed-ARWSP	53	22	5	NA	NA	NA	NA	NA
10A01	SC Families Assisted	52	46	8	NA	224	NA	NA	NA
12A01	ICDS Blocks Operational (Cum.)	100	100	100	100	100	100	100	100
12B01	Anganwadis Functional (Cum.)	85	82	93	97	84	87	91	100
14A01	Urban Poor Families Assisted under Seven Point Charter	85	NA	NA	NA	NA	NA	NA	NA
15A01	Area Covered under Plantation (Public and Forest Lands)	26	0	0	14	0	0	0	80
15A02	Seedlings Planted (Public and Forest Lands)	31	0	0	8	5	0	1	105
17A01	Road Constructed- PMGSY	270	516	67	NA	NA	NA	NA	NA
18B01	Villages Electrified - RGGVY	100	NA	27	NA	NA	NA	NA	NA
18D01	Pumps sets energized	125	88	19	NA	NA	NA	NA	NA
18E02	Supply of Electricity	88	79	96	75	100	100	96	100

NA - Not Applicable

Table - C
Items in which the States/UTs performance is Very Good (90% and above),
Good (80% to 90%) and Poor (below 80%) during the period
April to June, 2010

1. ANDHRA PRADESH

Very Good

SHGs provided income generating activities, Food Security:Antodaya Anna Yojana(AAY), Food Security:Targeted Public Distribution System (Only BPL), Houses constructed - IAY, ICDS Blocks Operational (Cum.), Road Constructed-PMGSY, Pumps sets energized, Electricity supplied

Good

Food Security:Targeted Public Distribution System(TPDS), Anganwadis Functional (Cum.)

Poor

Individual Swarozgaries Assisted - SGSY, Houses constructed - EWS/LIG, Slipped back habitations and habitations with water quality problems addressed-ARWSP, SC Families Assisted, Area Covered under Plantation (Public and Forest Lands), Seedlings Planted (Public and Forest Lands)

2. ARUNACHAL PRADESH

Very Good

Food Security:Targeted Public Distribution System(TPDS), Food Security:Antodaya Anna Yojana(AAY), Food Security:Targeted Public Distribution System (Only BPL), ICDS Blocks Operational (Cum.), Anganwadis Functional (Cum.), Road Constructed- PMGSY

Good

Electricity supplied

Poor

Individual Swarozgaries Assisted - SGSY, SHGs provided income generating activities, Houses constructed - IAY, Houses constructed - EWS/LIG, Slipped back habitations and habitations with water quality problems addressed-ARWSP, Area Covered under Plantation (Public and Forest Lands), Seedlings Planted (Public and Forest Lands), Villages Electrified - RGGVY

3. ASSAM

Very Good

Food Security:Targeted Public Distribution System(TPDS), Food Security:Antodaya Anna Yojana(AAY), Food Security:Targeted Public Distribution System (Only BPL), Houses constructed - IAY, Slipped back habitations and habitations with water quality problems addressed-ARWSP, SC Families Assisted, ICDS Blocks Operational (Cum.), Electricity supplied

Good

Urban Poor Families Assisted under Seven Point Charter

Poor

Individual Swarozgaries Assisted - SGSY, SHGs provided income generating activities, Houses constructed - EWS/LIG, Anganwadis Functional (Cum.), Area Covered under Plantation (Public and Forest Lands), Seedlings Planted (Public and Forest Lands), Road Constructed- PMGSY, Villages Electrified - RGGVY

4. BIHAR

Very Good

Food Security:Antodaya Anna Yojana(AAY), Houses constructed - IAY, ICDS Blocks Operational (Cum.)

Good

Food Security:Targeted Public Distribution System(TPDS), Food Security:Targeted Public Distribution System (Only BPL), Anganwadis Functional (Cum.), Electricity supplied

Poor

Individual Swarozgaries Assisted - SGSY, SHGs provided income generating activities, Slipped back habitations and habitations with water quality problems addressed-ARWSP, SC Families Assisted, Area Covered under Plantation (Public and Forest Lands), Seedlings Planted (Public and Forest Lands), Road Constructed- PMGSY, Villages Electrified - RGGVY

Table - C(Contd...)
5. CHHATISGARH

Very Good

Food Security:Targeted Public Distribution System(TPDS), Food Security:Antodaya Anna Yojana(AAY), Food Security:Targeted Public Distribution System (Only BPL), Houses constructed - IAY, Houses constructed - EWS/LIG, ICDS Blocks Operational (Cum.), Road Constructed- PMGSY, Electricity supplied

Poor

Individual Swarozgaries Assisted - SGSY, SHGs provided income generating activities, Slipped back habitations and habitations with water quality problems addressed-ARWSP, SC Families Assisted, Anganwadis Functional (Cum.), Urban Poor Families Assisted under Seven Point Charter, Area Covered under Plantation (Public and Forest Lands), Seedlings Planted (Public and Forest Lands), Villages Electrified - RGGVY

6. DELHI

Very Good

Food Security:Targeted Public Distribution System(TPDS), Food Security:Antodaya Anna Yojana(AAY), ICDS Blocks Operational (Cum.), Anganwadis Functional (Cum.), Area Covered under Plantation (Public and Forest Lands), Seedlings Planted (Public and Forest Lands), Electricity supplied

Good

Food Security:Targeted Public Distribution System (Only BPL)

Poor

Houses constructed - EWS/LIG, SC Families Assisted, Urban Poor Families Assisted under Seven Point Charter

7. GOA

Very Good

Food Security:Targeted Public Distribution System(TPDS), Food Security:Antodaya Anna Yojana(AAY), Food Security:Targeted Public Distribution System (Only BPL), ICDS Blocks Operational (Cum.), Anganwadis Functional (Cum.), Electricity supplied

Poor

Individual Swarozgaries Assisted - SGSY, SHGs provided income generating activities, Houses constructed - IAY, Houses constructed - EWS/LIG, SC Families Assisted, Area Covered under Plantation (Public and Forest Lands), Seedlings Planted (Public and Forest Lands)

8. GUJARAT

Very Good

Individual Swarozgaries Assisted - SGSY, SHGs provided income generating activities, Food Security:Targeted Public Distribution System(TPDS), Food Security:Antodaya Anna Yojana(AAY), Food Security:Targeted Public Distribution System (Only BPL), Houses constructed - IAY, Houses constructed - EWS/LIG, SC Families Assisted, ICDS Blocks Operational (Cum.), Anganwadis Functional (Cum.), Urban Poor Families Assisted under Seven Point Charter, Pumps sets energized, Electricity supplied

Poor

Slipped back habitations and habitations with water quality problems addressed-ARWSP, Area Covered under Plantation (Public and Forest Lands), Seedlings Planted (Public and Forest Lands), Road Constructed- PMGSY

Table - C(Contd...)

9. HARYANA

Very Good

SHGs provided income generating activities, Food Security:Antodaya Anna Yojana(AAY), Food Security:Targeted Public Distribution System (Only BPL), ICDS Blocks Operational (Cum.), Road Constructed- PMGSY, Pumps sets energized, Electricity supplied

Poor

Individual Swarozgaries Assisted - SGSY, Food Security:Targeted Public Distribution System(TPDS), Houses constructed - IAY, Houses constructed - EWS/LIG, Slipped back habitations and habitations with water quality problems addressed-ARWSP, SC Families Assisted, Anganwadis Functional (Cum.), Area Covered under Plantation (Public and Forest Lands), Seedlings Planted (Public and Forest Lands)

10. HIMACHAL PRADESH

Very Good

Food Security:Targeted Public Distribution System(TPDS), Food Security:Antodaya Anna Yojana(AAY), Slipped back habitations and habitations with water quality problems addressed-ARWSP, ICDS Blocks Operational (Cum.), Anganwadis Functional (Cum.), Road Constructed- PMGSY, Pumps sets energized, Electricity supplied

Good

Individual Swarozgaries Assisted - SGSY, Food Security:Targeted Public Distribution System (Only BPL)

Poor

SHGs provided income generating activities, Houses constructed - IAY, SC Families Assisted, Area Covered under Plantation (Public and Forest Lands), Seedlings Planted (Public and Forest Lands), Villages Electrified - RGGVY

11. JAMMU AND KASHMIR

Very Good

Individual Swarozgaries Assisted - SGSY, Food Security:Targeted Public Distribution System(TPDS), Food Security:Antodaya Anna Yojana(AAY), Food Security:Targeted Public Distribution System (Only BPL), Houses constructed - IAY, ICDS Blocks Operational (Cum.), Road Constructed- PMGSY

Good

Anganwadis Functional (Cum.)

Poor

SHGs provided income generating activities, Slipped back habitations and habitations with water quality problems addressed-ARWSP, SC Families Assisted, Area Covered under Plantation (Public and Forest Lands), Seedlings Planted (Public and Forest Lands), Villages Electrified - RGGVY, Electricity supplied

12. JHARKHAND

Very Good

Individual Swarozgaries Assisted - SGSY, SHGs provided income generating activities, Food Security:Antodaya Anna Yojana(AAY), Food Security:Targeted Public Distribution System (Only BPL), Houses constructed - IAY, SC Families Assisted, ICDS Blocks Operational (Cum.), Anganwadis Functional (Cum.), Road Constructed- PMGSY, Villages Electrified - RGGVY, Electricity supplied

Poor

Food Security:Targeted Public Distribution System(TPDS), Slipped back habitations and habitations with water quality problems addressed-ARWSP, Area Covered under Plantation (Public and Forest Lands), Seedlings Planted (Public and Forest Lands)

Table - C(Contd...)

13. KARNATAKA

Very Good

Food Security:Targeted Public Distribution System(TPDS), Food Security:Antodaya Anna Yojana(AAY), Food Security:Targeted Public Distribution System (Only BPL), Houses constructed - IAY, ICDS Blocks Operational (Cum.), Anganwadis Functional (Cum.), Seedlings Planted (Public and Forest Lands), Road Constructed- PMGSY, Villages Electrified - RGGVY, Pumps sets energized, Electricity supplied

Good

SHGs provided income generating activities, Area Covered under Plantation (Public and Forest Lands)

Poor

Individual Swarozgaries Assisted - SGSY, Houses constructed - EWS/LIG, Slipped back habitations and habitations with water quality problems addressed-ARWSP, SC Families Assisted, Urban Poor Families Assisted under Seven Point Charter

14. KERALA

Very Good

Food Security:Targeted Public Distribution System(TPDS), Food Security:Antodaya Anna Yojana(AAY), Food Security:Targeted Public Distribution System (Only BPL), Houses constructed - IAY, SC Families Assisted, ICDS Blocks Operational (Cum.), Anganwadis Functional (Cum.), Area Covered under Plantation (Public and Forest Lands), Seedlings Planted (Public and Forest Lands), Road Constructed- PMGSY, Electricity supplied

Good

Pumps sets energized

Poor

Individual Swarozgaries Assisted - SGSY, SHGs provided income generating activities, Houses constructed - EWS/LIG, Slipped back habitations and habitations with water quality problems addressed-ARWSP

15. MADHYA PRADESH

Very Good

Individual Swarozgaries Assisted - SGSY, Food Security:Targeted Public Distribution System (Only BPL), Houses constructed - IAY, Slipped back habitations and habitations with water quality problems addressed-ARWSP, ICDS Blocks Operational (Cum.), Anganwadis Functional (Cum.), Road Constructed- PMGSY, Pumps sets energized

Good

SHGs provided income generating activities, Food Security:Targeted Public Distribution System(TPDS), Food Security:Antodaya Anna Yojana(AAY)

Poor

SC Families Assisted, Area Covered under Plantation (Public and Forest Lands), Seedlings Planted (Public and Forest Lands), Villages Electrified - RGGVY, Electricity supplied

16. MAHARASHTRA

Very Good

Food Security:Antodaya Anna Yojana(AAY), Food Security:Targeted Public Distribution System (Only BPL), ICDS Blocks Operational (Cum.), Road Constructed- PMGSY

Good

Food Security:Targeted Public Distribution System(TPDS)

Poor

Individual Swarozgaries Assisted - SGSY, SHGs provided income generating activities, Houses constructed - IAY, Houses constructed - EWS/LIG, Slipped back habitations and habitations with water quality problems addressed-ARWSP, SC Families Assisted, Anganwadis Functional (Cum.), Urban Poor Families Assisted under Seven Point Charter, Area Covered under Plantation (Public and Forest Lands), Seedlings Planted (Public and Forest Lands), Electricity supplied

Table - C(Contd...)

17. MANIPUR

Very Good

ICDS Blocks Operational (Cum.)

Good

Anganwadis Functional (Cum.), Electricity supplied

Poor

Individual Swarozgaries Assisted - SGSY, SHGs provided income generating activities, Food Security:Targeted Public Distribution System(TPDS), Food Security:Antodaya Anna Yojana(AAY), Food Security:Targeted Public Distribution System (Only BPL), Houses constructed - IAY, Slipped back habitations and habitations with water quality problems addressed-ARWSP, SC Families Assisted, Area Covered under Plantation (Public and Forest Lands), Seedlings Planted (Public and Forest Lands), Road Constructed- PMGSY, Villages Electrified - RGGVY

18. MEGHALAYA

Very Good

Individual Swarozgaries Assisted - SGSY, Food Security:Targeted Public Distribution System(TPDS), Food Security:Antodaya Anna Yojana(AAY), Food Security:Targeted Public Distribution System (Only BPL), ICDS Blocks Operational (Cum.), Anganwadis Functional (Cum.), Urban Poor Families Assisted under Seven Point Charter

Poor

SHGs provided income generating activities, Houses constructed - IAY, Slipped back habitations and habitations with water quality problems addressed-ARWSP, Area Covered under Plantation (Public and Forest Lands), Seedlings Planted (Public and Forest Lands), Road Constructed- PMGSY, Villages Electrified - RGGVY, Electricity supplied

19. MIZORAM

Very Good

Food Security:Targeted Public Distribution System (Only BPL), Houses constructed - IAY, ICDS Blocks Operational (Cum.), Anganwadis Functional (Cum.), Area Covered under Plantation (Public and Forest Lands), Road Constructed- PMGSY, Villages Electrified - RGGVY

Good

Food Security:Targeted Public Distribution System(TPDS), Food Security:Antodaya Anna Yojana(AAY), Electricity supplied

Poor

Individual Swarozgaries Assisted - SGSY, SHGs provided income generating activities, Houses constructed - EWS/LIG, Slipped back habitations and habitations with water quality problems addressed-ARWSP, Seedlings Planted (Public and Forest Lands)

20. NAGALAND

Very Good

Food Security:Targeted Public Distribution System(TPDS), Food Security:Antodaya Anna Yojana(AAY), Food Security:Targeted Public Distribution System (Only BPL), ICDS Blocks Operational (Cum.), Anganwadis Functional (Cum.)

Good

Electricity supplied

Poor

Individual Swarozgaries Assisted - SGSY, SHGs provided income generating activities, Houses constructed - IAY, Slipped back habitations and habitations with water quality problems addressed-ARWSP, Area Covered under Plantation (Public and Forest Lands), Seedlings Planted (Public and Forest Lands), Road Constructed- PMGSY, Villages Electrified - RGGVY

Table - C(Contd...)

21. ORISSA

Very Good

Food Security:Targeted Public Distribution System(TPDS), Food Security:Antodaya Anna Yojana(AAY), Food Security:Targeted Public Distribution System (Only BPL), Houses constructed - IAY, Slipped back habitations and habitations with water quality problems addressed-ARWSP, ICDS Blocks Operational (Cum.), Anganwadis Functional (Cum.), Area Covered under Plantation (Public and Forest Lands), Seedlings Planted (Public and Forest Lands), Road Constructed- PMGSY, Pumps sets energized, Electricity supplied

Poor

Individual Swarozgaries Assisted - SGSY, SHGs provided income generating activities, Houses constructed - EWS/LIG, SC Families Assisted, Villages Electrified - RGGVY

22. PUDUCHERRY

Very Good

Food Security:Targeted Public Distribution System(TPDS), Food Security:Antodaya Anna Yojana(AAY), Food Security:Targeted Public Distribution System (Only BPL), ICDS Blocks Operational (Cum.), Anganwadis Functional (Cum.), Area Covered under Plantation (Public and Forest Lands), Seedlings Planted (Public and Forest Lands), Pumps sets energized, Electricity supplied

Poor

Individual Swarozgaries Assisted - SGSY, SHGs provided income generating activities, Houses constructed - IAY, Houses constructed - EWS/LIG, SC Families Assisted

23. PUNJAB

Very Good

Individual Swarozgaries Assisted - SGSY, Food Security:Targeted Public Distribution System (Only BPL), Houses constructed - IAY, Habitations covered (NC and PC) - ARWSP, ICDS Blocks Operational (Cum.), Anganwadis Functional (Cum.), Road Constructed- PMGSY

Good

Food Security:Targeted Public Distribution System(TPDS), Electricity supplied

Poor

SHGs provided income generating activities, Food Security:Antodaya Anna Yojana(AAY), Slipped back habitations and habitations with water quality problems addressed-ARWSP, SC Families Assisted, Area Covered under Plantation (Public and Forest Lands), Seedlings Planted (Public and Forest Lands)

24. RAJASTHAN

Very Good

Food Security:Targeted Public Distribution System(TPDS), Food Security:Antodaya Anna Yojana(AAY), Food Security:Targeted Public Distribution System (Only BPL), Slipped back habitations and habitations with water quality problems addressed-ARWSP, ICDS Blocks Operational (Cum.), Anganwadis Functional (Cum.), Road Constructed- PMGSY, Villages Electrified - RGGVY, Electricity supplied

Poor

Individual Swarozgaries Assisted - SGSY, SHGs provided income generating activities, Houses constructed - IAY, Houses constructed - EWS/LIG, Habitations covered (NC and PC) - ARWSP, SC Families Assisted, Area Covered under Plantation (Public and Forest Lands), Seedlings Planted (Public and Forest Lands), Pumps sets energized

Table - C(Contd...)

25. SIKKIM

Very Good

Individual Swarozgaries Assisted - SGSY, SHGs provided income generating activities, Food Security:Targeted Public Distribution System(TPDS), Food Security:Antodaya Anna Yojana(AAY), Food Security:Targeted Public Distribution System (Only BPL), ICDS Blocks Operational (Cum.), Road Constructed- PMGSY, Electricity supplied

Good

Anganwadis Functional (Cum.)

Poor

Houses constructed - IAY, Houses constructed - EWS/LIG, Slipped back habitations and habitations with water quality problems addressed-ARWSP, SC Families Assisted, Urban Poor Families Assisted under Seven Point Charter, Area Covered under Plantation (Public and Forest Lands), Seedlings Planted (Public and Forest Lands), Villages Electrified - RGGVY

26. TAMIL NADU

Very Good

Individual Swarozgaries Assisted - SGSY, SHGs provided income generating activities, Food Security:Antodaya Anna Yojana(AAY), SC Families Assisted, ICDS Blocks Operational (Cum.), Anganwadis Functional (Cum.), Urban Poor Families Assisted under Seven Point Charter, Road Constructed- PMGSY, Pumps sets energized, Electricity supplied

Good

Food Security:Targeted Public Distribution System (Only BPL)

Poor

Food Security:Targeted Public Distribution System(TPDS), Houses constructed - IAY, Houses constructed - EWS/LIG, Slipped back habitations and habitations with water quality problems addressed-ARWSP, Area Covered under Plantation (Public and Forest Lands), Seedlings Planted (Public and Forest Lands), Villages Electrified - RGGVY

27. TRIPURA

Very Good

Food Security:Targeted Public Distribution System (Only BPL), Houses constructed - IAY, ICDS Blocks Operational (Cum.), Anganwadis Functional (Cum.)

Good

Food Security:Targeted Public Distribution System(TPDS), Food Security:Antodaya Anna Yojana(AAY), Electricity supplied

Poor

Individual Swarozgaries Assisted - SGSY, SHGs provided income generating activities, Houses constructed - EWS/LIG, Slipped back habitations and habitations with water quality problems addressed-ARWSP, SC Families Assisted, Urban Poor Families Assisted under Seven Point Charter, Area Covered under Plantation (Public and Forest Lands), Seedlings Planted (Public and Forest Lands), Road Constructed- PMGSY

28. UTTARAKHAND

Very Good

Food Security:Targeted Public Distribution System(TPDS), Food Security:Antodaya Anna Yojana(AAY), Food Security:Targeted Public Distribution System (Only BPL), ICDS Blocks Operational (Cum.), Road Constructed- PMGSY, Pumps sets energized

Good

Houses constructed - IAY, Electricity supplied

Poor

Individual Swarozgaries Assisted - SGSY, SHGs provided income generating activities, Habitations covered (NC and PC) - ARWSP, Slipped back habitations and habitations with water quality problems addressed-ARWSP, SC Families Assisted, Anganwadis Functional (Cum.), Area Covered under Plantation (Public and Forest Lands), Seedlings Planted (Public and Forest Lands)

Table - C(Contd...)
29. UTTAR PRADESH

Very Good

Individual Swarozgaries Assisted - SGSY, SHGs provided income generating activities, Food Security:Targeted Public Distribution System(TPDS), Food Security:Antodaya Anna Yojana(AAY), Food Security:Targeted Public Distribution System (Only BPL), ICDS Blocks Operational (Cum.), Road Constructed- PMGSY

Good

Anganwadis Functional (Cum.), Pumps sets energized

Poor

Houses constructed - IAY, Slipped back habitations and habitations with water quality problems addressed-ARWSP, SC Families Assisted, Area Covered under Plantation (Public and Forest Lands), Seedlings Planted (Public and Forest Lands), Electricity supplied

30. WEST BENGAL

Very Good

Individual Swarozgaries Assisted - SGSY, Food Security:Targeted Public Distribution System(TPDS), Food Security:Targeted Public Distribution System (Only BPL), Houses constructed - IAY, ICDS Blocks Operational (Cum.), Anganwadis Functional (Cum.), Electricity supplied

Good

Food Security:Antodaya Anna Yojana(AAY)

Poor

SHGs provided income generating activities, Houses constructed - EWS/LIG, Slipped back habitations and habitations with water quality problems addressed-ARWSP, SC Families Assisted, Area Covered under Plantation (Public and Forest Lands), Seedlings Planted (Public and Forest Lands), Road Constructed- PMGSY, Villages Electrified - RGGVY, Pumps sets energized

31. ANDAMAN AND NICOBAR ISLANDS

Very Good

Individual Swarozgaries Assisted - SGSY, SHGs provided income generating activities, ICDS Blocks Operational (Cum.), Anganwadis Functional (Cum.)

Poor

Food Security:Targeted Public Distribution System(TPDS), Food Security:Antodaya Anna Yojana(AAY), Food Security:Targeted Public Distribution System (Only BPL), Houses constructed - IAY, Habitations covered (NC and PC) - ARWSP, Area Covered under Plantation (Public and Forest Lands), Seedlings Planted (Public and Forest Lands), Electricity supplied

32. CHANDIGARH

Very Good

Food Security:Targeted Public Distribution System(TPDS), Food Security:Targeted Public Distribution System (Only BPL), SC Families Assisted, ICDS Blocks Operational (Cum.), Electricity supplied

Good

Anganwadis Functional (Cum.)

Poor

Food Security:Antodaya Anna Yojana(AAY), Area Covered under Plantation (Public and Forest Lands), Seedlings Planted (Public and Forest Lands)

Table - C(Contd...)

33. DADRA AND NAGAR HAVELI

Very Good

Individual Swarozgaries Assisted - SGSY, ICDS Blocks Operational (Cum.), Electricity supplied

Good

Anganwadis Functional (Cum.)

Poor

SHGs provided income generating activities, Food Security:Targeted Public Distribution System(TPDS), Food Security:Antodaya Anna Yojana(AAY), Food Security:Targeted Public Distribution System (Only BPL), Houses constructed - IAY, Area Covered under Plantation (Public and Forest Lands), Seedlings Planted (Public and Forest Lands)

34. DAMAN AND DIU

Very Good

ICDS Blocks Operational (Cum.), Anganwadis Functional (Cum.), Electricity supplied

Poor

Individual Swarozgaries Assisted - SGSY, SHGs provided income generating activities, Food Security:Targeted Public Distribution System(TPDS), Food Security:Antodaya Anna Yojana(AAY), Food Security:Targeted Public Distribution System (Only BPL), Houses constructed - IAY, Area Covered under Plantation (Public and Forest Lands), Seedlings Planted (Public and Forest Lands)

35. LAKSHADWEEP

Very Good

Food Security:Targeted Public Distribution System(TPDS), ICDS Blocks Operational (Cum.), Anganwadis Functional (Cum.), Seedlings Planted (Public and Forest Lands), Electricity supplied

Good

Area Covered under Plantation (Public and Forest Lands)

Poor

Individual Swarozgaries Assisted - SGSY, SHGs provided income generating activities, Food Security:Antodaya Anna Yojana(AAY), Food Security:Targeted Public Distribution System (Only BPL), Houses constructed - IAY, Habitations covered (NC and PC) - ARWSP

Ranking of States: During April-June, 2010

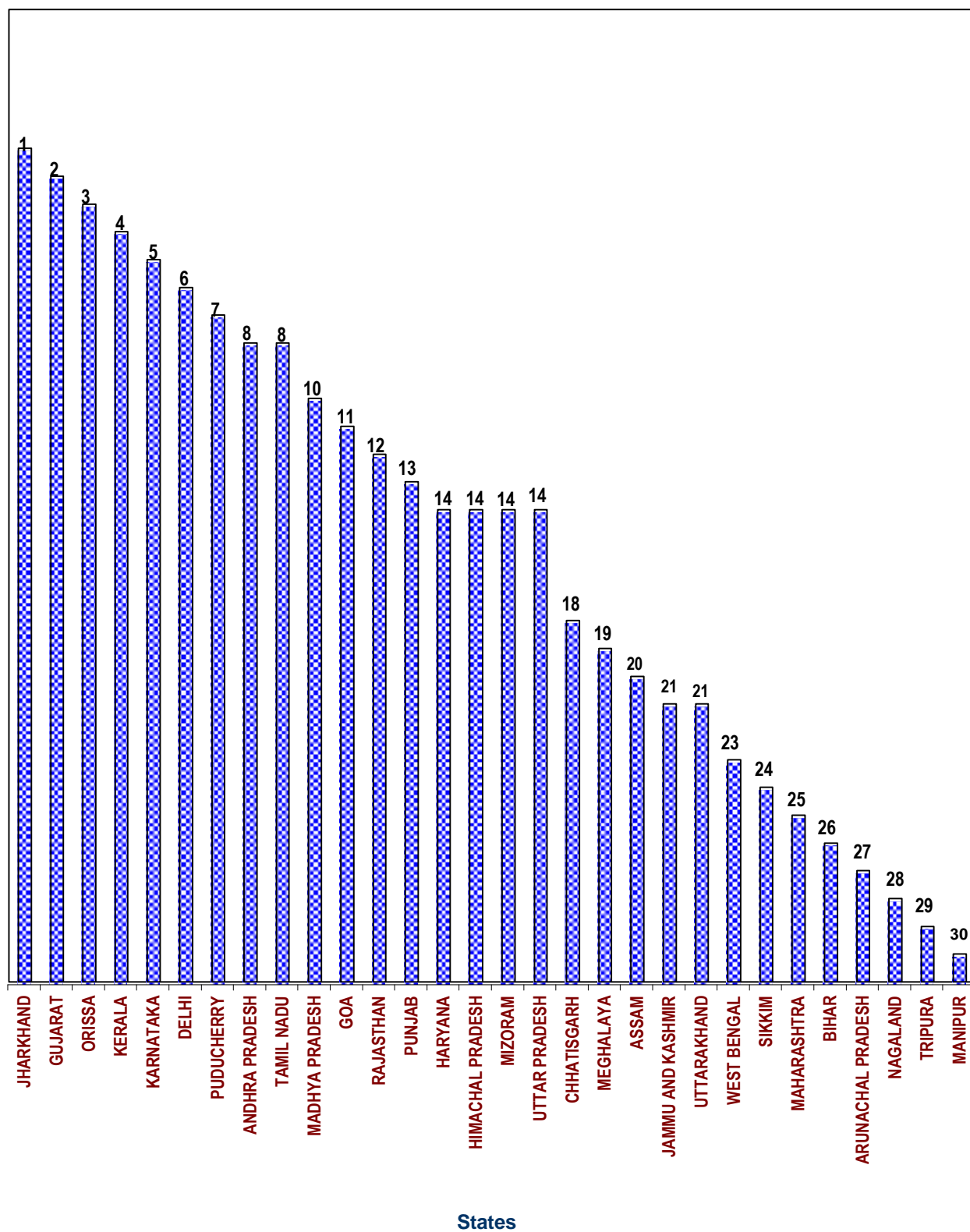


Table-D

**SCORE CARD AND RANKING OF STATES ACCORDING TO THEIR PERFORMANCE
During the period April to June, 2010**

States	No. of Items/ Parameters	Max Score	Parameters in category				Total Marks	% Ach.	RANK
			A	B	C	D			
JHARKHAND	15	45	11	1	3	0	38	84	1
GUJARAT	17	51	13	0	2	2	41	80	2
ORISSA	17	51	12	0	4	1	40	78	3
KERALA	16	48	11	0	4	1	37	77	4
KARNATAKA	18	54	11	2	3	2	40	74	5
DELHI	11	33	7	0	3	1	24	73	6
PUDUCHERRY	14	42	9	0	3	2	30	71	7
ANDHRA PRADESH	16	48	8	0	8	0	32	67	8
TAMIL NADU	18	54	10	0	6	2	36	67	8
MADHYA PRADESH	16	48	8	1	5	2	31	65	10
GOA	13	39	6	1	5	1	25	64	11
RAJASTHAN	18	54	9	1	5	3	34	63	12
PUNJAB	15	45	7	2	3	3	28	62	13
HARYANA	16	48	7	0	8	1	29	60	14
HIMACHAL PRADESH	16	48	8	1	3	4	29	60	14
MIZORAM	15	45	7	2	2	4	27	60	14
UTTAR PRADESH	15	45	7	0	6	2	27	60	14
CHHATISGARH	17	51	8	1	4	4	30	59	18
MEGHALAYA	15	45	7	0	5	3	26	58	19
ASSAM	17	51	8	0	5	4	29	57	20
JAMMU AND KASHMIR	15	45	7	1	2	5	25	56	21
UTTARAKHAND	16	48	6	2	5	3	27	56	21
WEST BENGAL	17	51	7	0	7	3	28	55	23
SIKKIM	17	51	8	0	2	7	26	51	24
MAHARASHTRA	16	48	4	0	11	1	23	48	25
BIHAR	15	45	3	1	9	2	20	44	26
ARUNACHAL PRADESH	15	45	6	0	1	8	19	42	27
NAGALAND	14	42	5	1	0	8	17	40	28
TRIPURA	16	48	4	0	6	6	18	38	29
MANIPUR	15	45	1	1	7	6	12	27	30

NORMS FOR RANKING

The criteria for performance assessment of States is as follows:

	<u>Marks</u>
Category "A" Where the Achievement is 90% or above of the target	3
Category "B" Where the Achievement is above National Average	2
Category "C" Where the Achievement is below National Average	1
Category "D" Where their is NIL Performance	0

Note: For ranking of the states, the All-India Percent achievement is taken as the National Average.

PART - II

TWENTY POINT PROGRAMME - 2006

ITEM-WISE PERFORMANCE TABLES

Table - 1

Employment generation under the NREG Scheme

Sl. No.	State/UT Name	No. of job cards issued (Number) April,2010-June,2010	Employment generated (Number) April,2010-June,2010	Wages given (Rupees) April,2010-June,2010
(1)	(2)	(3)	(4)	(5)
1	ANDHRA PRADESH	3,44,419	24,92,29,000	30,40,30,00,000
2	ARUNACHAL PRADESH	0	0	0
3	ASSAM	3,61,174	12,62,000	16,53,93,000
4	BIHAR	1,20,809	2,59,00,000	2,66,20,00,000
5	CHHATISGARH	3,65,506	3,65,05,000	3,61,51,78,000
6	DELHI	0	0	0
7	GOA	328	68,596	75,18,000
8	GUJARAT	1,61,650	93,17,000	94,12,07,000
9	HARYANA	13,277	5,59,000	9,26,68,000
10	HIMACHAL PRADESH	19,995	8,04,000	34,13,10,000
11	JAMMU AND KASHMIR	12,736	30,901	48,90,90,000
12	JHARKHAND	97,193	1,61,65,041	1,66,51,19,775
13	KARNATAKA	13,164	24,14,000	84,57,48,000
14	KERALA	81,685	20,23,331	50,51,75,000
15	MADHYA PRADESH	21,382	12,89,000	3,11,54,92,000
16	MAHARASHTRA	13,333	11,90,792	36,81,19,000
17	MANIPUR	424	7,38,000	5,76,81,000
18	MEGHALAYA	0	6,23,000	8,67,43,000
19	MIZORAM	0	0	0
20	NAGALAND	0	0	0
21	ORISSA	1,42,332	2,04,67,000	1,99,59,30,000
22	PUDUCHERRY	70,141	3,67,000	2,40,50,000
23	PUNJAB	11,061	9,91,000	15,64,25,000
24	RAJASTHAN	5,37,219	16,31,80,000	11,71,30,71,000
25	SIKKIM	72,117	6,86,446	16,68,37,000
26	TAMIL NADU	2,30,979	9,17,49,800	7,45,38,42,000
27	TRIPURA	28,809	3,95,000	41,16,90,000
28	UTTARAKHAND	5,928	43,93,300	44,64,99,000
29	UTTAR PRADESH	4,45,593	6,93,75,000	6,68,76,60,000
30	WEST BENGAL	1,06,535	4,92,97,000	5,09,57,24,000
31	ANDAMAN AND NICOBAR ISLANDS	362	1,18,431	2,84,10,000
32	CHANDIGARH	0	0	0
33	DADRA AND NAGAR HAVELI	11,135	28,861	33,84,088
34	DAMAN AND DIU	0	0	0
35	LAKSHADWEEP	272	31,011	22,35,000
Grand Total		32,89,558	74,91,98,510	79,54,71,98,863

Note:- * Some of States are reporting performance since inception but now it has been reconciled with the performance figures supplied by M/o Rural Development to set performance targets during April-June, 2010.

Swaranjayanti Gram Swarozgar Yojana (SGSY)

Individual Swarozgaries Assisted

% Achievement of Target

During April-June, 2010

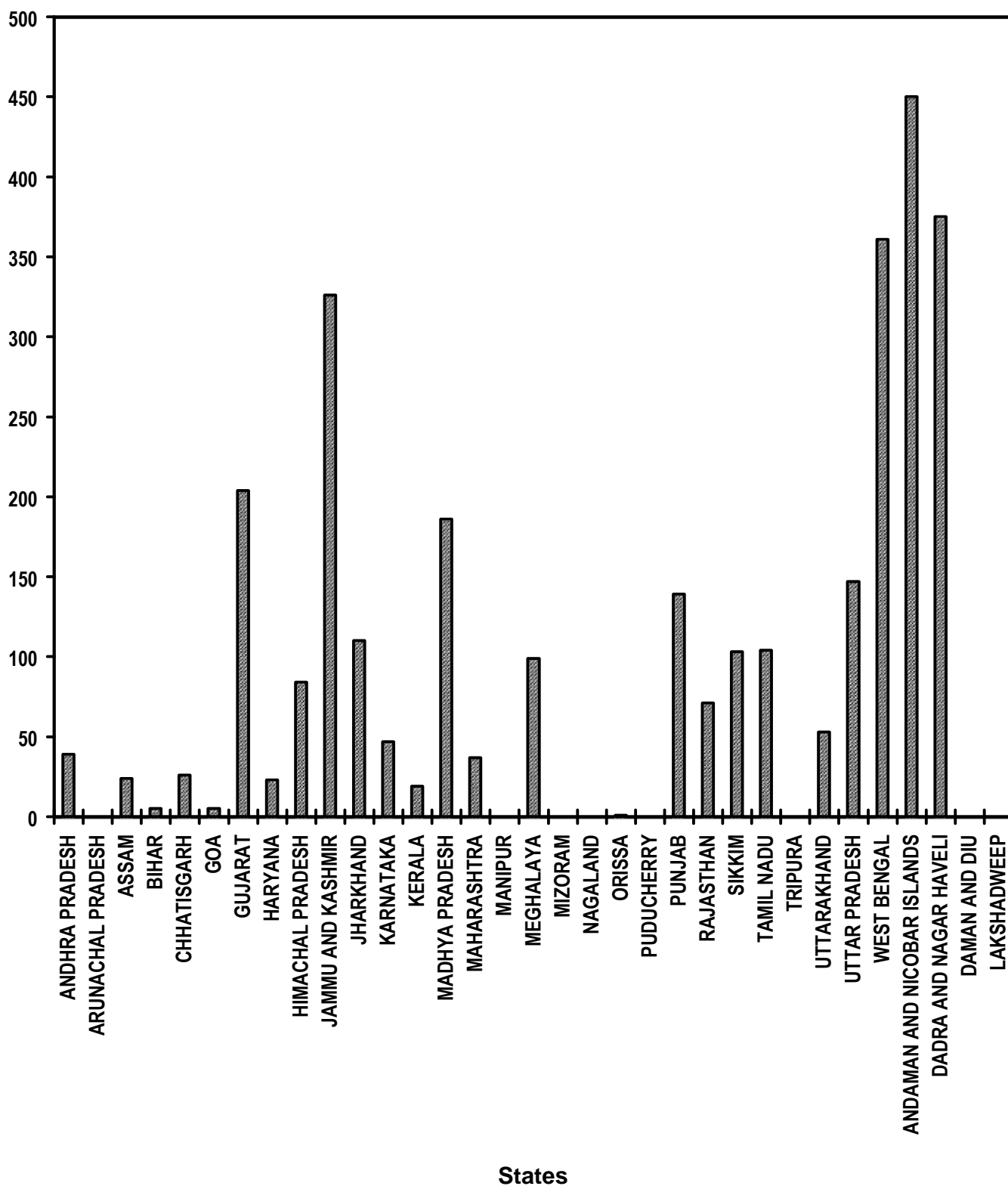


Table - 2(A)

Swaranjayanti Gram Swarojgar Yojana
Individual Swarozgaries Assisted
 (Unit: Number)

Sl. No.	State/UT Name	Target		Achievement April,2010-June,2010	Percent Achievement April,2010-June,2010
		2010-2011	April,2010-June,2010		
(1)	(2)	(3)	(4)	(5)	(5)/(4)
1	ANDHRA PRADESH	17,304	2,596	1,009	39
2	ARUNACHAL PRADESH	795	119	0	0
3	ASSAM	20,656	3,098	756	24
4	BIHAR	41,164	6,175	288	5
5	CHHATISGARH	9,144	1,372	352	26
6	GOA	281	42	2	5
7	GUJARAT	6,514	978	1,992	204
8	HARYANA	3,832	576	131	23
9	HIMACHAL PRADESH	1,613	242	204	84
10	JAMMU AND KASHMIR	1,997	300	979	326
11	JHARKHAND	15,522	2,328	2,559	110
12	KARNATAKA	13,067	1,960	923	47
13	KERALA	5,863	879	163	19
14	MADHYA PRADESH	19,587	2,938	5,455	186
15	MAHARASHTRA	25,829	3,874	1,441	37
16	MANIPUR	1,385	208	0	0
17	MEGHALAYA	1,551	233	231	99
18	MIZORAM	359	54	0	0
19	NAGALAND	1,064	160	0	0
20	ORISSA	19,793	2,969	33	1
21	PUDUCHERRY	310	48	0	0
22	PUNJAB	1,861	279	389	139
23	RAJASTHAN	9,922	1,488	1,058	71
24	SIKKIM	398	60	62	103
25	TAMIL NADU	15,300	2,295	2,380	104
26	TRIPURA	2,500	375	0	0
27	UTTARAKHAND	3,120	468	248	53
28	UTTAR PRADESH	59,262	8,889	13,043	147
29	WEST BENGAL	21,996	3,299	11,907	361
30	ANDAMAN AND NICOBAR ISLANDS	26	4	18 *	450
31	DADRA AND NAGAR HAVELI	26	4	15	375
32	DAMAN AND DIU	26	4	0	0
33	LAKSHADWEEP	26	4	0	0
Grand Total		3,22,093	48,318	45,638	94

Very Good:(90% or above of targets)

GUJARAT, JAMMU AND KASHMIR, JHARKHAND, MADHYA PRADESH, MEGHALAYA, PUNJAB, SIKKIM, TAMIL NADU, UTTAR PRADESH, WEST BENGAL, ANDAMAN AND NICOBAR ISLANDS, DADRA AND NAGAR HAVELI

Good:(Between 80% to 90% targets)

HIMACHAL PRADESH

Poor:(Below 80% of targets)

ANDHRA PRADESH, ARUNACHAL PRADESH, ASSAM, BIHAR, CHHATISGARH, GOA, HARYANA, KARNATAKA, KERALA, MAHARASHTRA, MANIPUR, MIZORAM, NAGALAND, ORISSA, PUDUCHERRY, RAJASTHAN, TRIPURA, UTTARAKHAND, DAMAN AND DIU, LAKSHADWEEP

* Figures furnished by Ministry of Rural Development

Table - 2(B)

Swaranjayanti Gram Swarojgar Yojana

Sl. No.	State/UT Name	Individual SC Swarozgaries Assisted (Number) April,2010- June,2010	Individual ST Swarozgaries Assisted (Number) April,2010- June,2010	Individual Women Swarozgaries Assisted (Number) April,2010- June,2010	Individual Disabled Swarozgaries Assisted (Number) April,2010- June,2010
(1)	(2)	(3)	(4)	(5)	(6)
1	ANDHRA PRADESH	331	111	676	21
2	ARUNACHAL PRADESH	0	0	0	0
3	ASSAM	115	252	350	64
4	BIHAR	160	0	82	37
5	CHHATISGARH	66	118	25	7
6	GOA	0	1	1	0
7	GUJARAT	972	0	624	19
8	HARYANA	39	0	82	22
9	HIMACHAL PRADESH	354	56	656	6
10	JAMMU AND KASHMIR	144	154	350	8
11	JHARKHAND	344	1,188	501	4
12	KARNATAKA	350	141	878	9
13	KERALA	142	11	38	7
14	MADHYA PRADESH	1,228	1,859	2,631	148
15	MAHARASHTRA	236	276	286	57
16	MANIPUR	0	0	0	0
17	MEGHALAYA	0	2,236	1,230	0
18	MIZORAM	0	0	0	0
19	NAGALAND	0	0	0	0
20	ORISSA	7	13	2	5
21	PUDUCHERRY	0	0	0	0
22	PUNJAB	282	0	70	4
23	RAJASTHAN	374	183	416	36
24	SIKKIM	28	146	292	0
25	TAMIL NADU	1,097	136	1,491	1,069
26	TRIPURA	0	0	0	0
27	UTTARAKHAND	231	2	67	0
28	UTTAR PRADESH	6,549	89	3,863	227
29	WEST BENGAL	3,953	603	19,065	25
30	ANDAMAN AND NICOBAR ISLANDS	0	6	6	0
31	DADRA AND NAGAR HAVELI	0	15	0	0
32	DAMAN AND DIU	0	0	0	0
33	LAKSHADWEEP	0	0	0	0
Grand Total		17,002	7,596	33,732	1,775

Table - 3(A)

Self Help Groups (SHG)
(Unit: Number)

		Formed under SGSY (Number) April,2010- June,2010
Sl. No.	State/UT Name	
(1)	(2)	(3)
1	ANDHRA PRADESH	4,466
2	ARUNACHAL PRADESH	0
3	ASSAM	2,051
4	BIHAR	4,117
5	CHHATISGARH	393
6	DELHI	0
7	GOA	7
8	GUJARAT	2,282
9	HARYANA	552
10	HIMACHAL PRADESH	166
11	JAMMU AND KASHMIR	271
12	JHARKHAND	5,546
13	KARNATAKA	407
14	KERALA	185
15	MADHYA PRADESH	3,637
16	MAHARASHTRA	2,108
17	MANIPUR	4
18	MEGHALAYA	213
19	MIZORAM	0
20	NAGALAND	0
21	ORISSA	644
22	PUDUCHERRY	62
23	PUNJAB	181
24	RAJASTHAN	305
25	SIKKIM	59
26	TAMIL NADU	4,256
27	TRIPURA	154
28	UTTARAKHAND	793
29	UTTAR PRADESH	8,980
30	WEST BENGAL	7,958
31	ANDAMAN AND NICOBAR ISLANDS	11
32	CHANDIGARH	0
33	DADRA AND NAGAR HAVELI	0
34	DAMAN AND DIU	0
35	LAKSHADWEEP	0
Grand Total		49,808

Self Help Groups (SHG)

To whom income generating activities provided

% Achievement of Target
During April-June, 2010

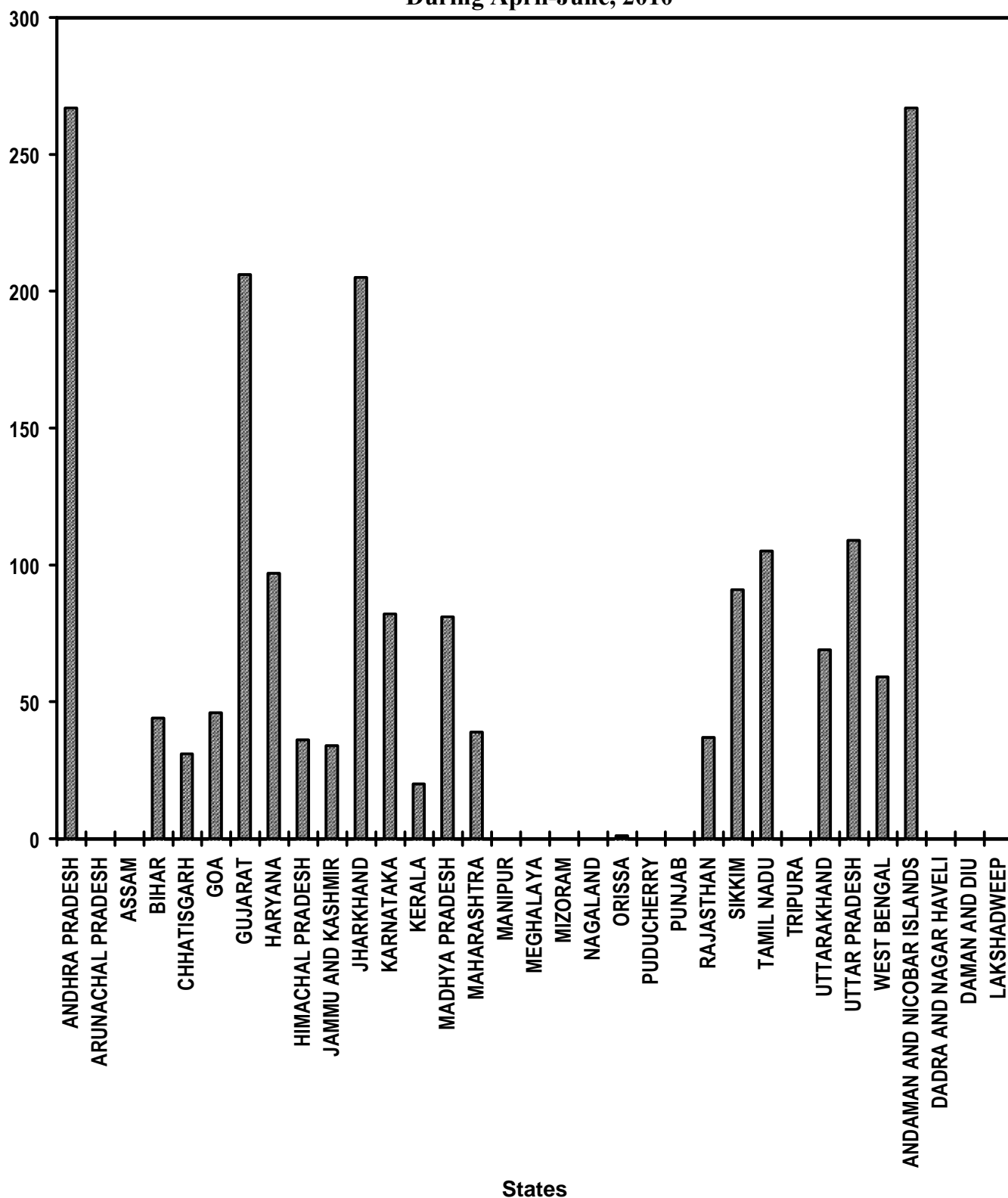


Table - 3(B)

Self Help Groups (SHG)
To whom income generating activities provided
 (Unit: Number)

Sl. No.	State/UT Name	Target		Achievement April,2010-June,2010	Percent Achievement April,2010-June,2010
		2010-2011	April,2010-June,2010		
(1)	(2)	(3)	(4)	(5)	(5)/(4)
1	ANDHRA PRADESH	9,967	1,494	3,991	267
2	ARUNACHAL PRADESH	458	69	0	0
3	ASSAM	11,898	1,785	0	0
4	BIHAR	23,710	3,558	1,557	44
5	CHHATISGARH	5,267	789	242	31
6	GOA	160	24	11	46
7	GUJARAT	3,752	564	1,161	206
8	HARYANA	2,207	330	320	97
9	HIMACHAL PRADESH	929	138	49	36
10	JAMMU AND KASHMIR	1,150	174	59	34
11	JHARKHAND	8,941	1,341	2,746	205
12	KARNATAKA	7,526	1,128	926	82
13	KERALA	3,377	507	101	20
14	MADHYA PRADESH	11,282	1,692	1,374	81
15	MAHARASHTRA	14,878	2,232	867	39
16	MANIPUR	798	120	0	0
17	MEGHALAYA	894	135	0	0
18	MIZORAM	207	30	0	0
19	NAGALAND	613	93	0	0
20	ORISSA	11,401	1,710	23	1
21	PUDUCHERRY	179	27	0	0
22	PUNJAB	1,072	162	0	0
23	RAJASTHAN	5,715	858	314	37
24	SIKKIM	229	33	30	91
25	TAMIL NADU	8,813	1,323	1,393	105
26	TRIPURA	1,440	216	0	0
27	UTTARAKHAND	1,797	270	186	69
28	UTTAR PRADESH	34,135	5,121	5,595	109
29	WEST BENGAL	12,670	1,902	1,120	59
30	ANDAMAN AND NICOBAR ISLANDS	15	3	8	267
31	DADRA AND NAGAR HAVELI	15	3	0	0
32	DAMAN AND DIU	15	3	0	0
33	LAKSHADWEEP	15	3	0	0
Grand Total		1,85,525	27,837	22,073	79

Very Good:(90% or above of targets)

ANDHRA PRADESH, GUJARAT, HARYANA, JHARKHAND, SIKKIM, TAMIL NADU, UTTAR PRADESH,
 ANDAMAN AND NICOBAR ISLANDS

Good:(Between 80% to 90% targets)

KARNATAKA, MADHYA PRADESH

Poor:(Below 80% of targets)

ARUNACHAL PRADESH, ASSAM, BIHAR, CHHATISGARH, GOA, HIMACHAL PRADESH, JAMMU AND
 KASHMIR, KERALA, MAHARASHTRA, MANIPUR, MEGHALAYA, MIZORAM, NAGALAND, ORISSA,
 PUDUCHERRY, PUNJAB, RAJASTHAN, TRIPURA, UTTARAKHAND, WEST BENGAL, DADRA AND NAGAR
 HAVELI, DAMAN AND DIU, LAKSHADWEEP

Table - 4(A)

Distribution of waste land to the landless
(Unit: Hectare)

		Total Land Distributed (Hectare) April,2010- June,2010
Sl. No.	State/UT Name	
(1)	(2)	(3)
1	ANDHRA PRADESH	35,442
2	ARUNACHAL PRADESH	0
3	ASSAM	0
4	BIHAR	2
5	CHHATISGARH	0
6	DELHI	0
7	GOA	0
8	GUJARAT	0
9	HARYANA	0
10	JAMMU AND KASHMIR	0
11	JHARKHAND	67
12	KARNATAKA	0
13	KERALA	0
14	MADHYA PRADESH	0
15	MAHARASHTRA	0
16	MANIPUR	0
17	MEGHALAYA	0
18	MIZORAM	0
19	NAGALAND	0
20	ORISSA	89
21	PUDUCHERRY	0
22	PUNJAB	0
23	RAJASTHAN	0
24	SIKKIM	0
25	TAMIL NADU	29
26	TRIPURA	0
27	UTTARAKHAND	0
28	UTTAR PRADESH	1,239
29	WEST BENGAL	0
30	ANDAMAN AND NICOBAR ISLANDS	0
31	CHANDIGARH	0
32	DADRA AND NAGAR HAVELI	0
33	DAMAN AND DIU	0
34	LAKSHADWEEP	0
Grand Total		36,868

Table-4(B)

Distribution of waste land to the landless

Sl. No.	State/UT Name	Land Distributed to SC	Land Distributed to ST	Land Distributed to Others
		(Hectare) April,2010- June,2010	(Hectare) April,2010- June,2010	(Hectare) April,2010- June,2010
(1)	(2)	(3)	(4)	(5)
1	ANDHRA PRADESH	8,626	6,313	20,186
2	ARUNACHAL PRADESH	0	0	0
3	ASSAM	0	0	0
4	BIHAR	2	0	0
5	CHHATISGARH	0	0	0
6	DELHI	0	0	0
7	GOA	0	0	0
8	GUJARAT	0	0	0
9	HARYANA	0	0	0
10	JAMMU AND KASHMIR	0	0	0
11	JHARKHAND	10	50	15
12	KARNATAKA	0	0	0
13	KERALA	0	0	0
14	MADHYA PRADESH	0	0	0
15	MAHARASHTRA	0	0	0
16	MANIPUR	0	0	0
17	MEGHALAYA	0	0	0
18	MIZORAM	0	0	0
19	NAGALAND	0	0	0
20	ORISSA	19	47	22
21	PUDUCHERRY	0	0	0
22	PUNJAB	0	0	0
23	RAJASTHAN	0	0	0
24	SIKKIM	0	0	0
25	TAMIL NADU	5	0	24
26	TRIPURA	0	0	0
27	UTTARAKHAND	0	0	0
28	UTTAR PRADESH	712	0	527
29	WEST BENGAL	0	0	0
30	ANDAMAN AND NICOBAR ISLANDS	0	0	0
31	CHANDIGARH	0	0	0
32	DADRA AND NAGAR HAVELI	0	0	0
33	DAMAN AND DIU	0	0	0
34	LAKSHADWEEP	0	0	0
Grand Total		9,374	6,410	20,774

Table - 5(A)

Minimum Wages Enforcement (including Farm Labour)

Sl. No.	State/UT Name	Agriculture and Farm Workers: Inspections made (Number) April,2010-June,2010	Agriculture and Farm Workers: Irregularities detected (Number) April,2010-June,2010	Agriculture and Farm Workers: Irregularities rectified (Number) April,2010-June,2010
		(3)	(4)	(5)
1	ANDHRA PRADESH	0	0	0
2	ARUNACHAL PRADESH	0	0	0
3	ASSAM	0	0	0
4	BIHAR	0	0	0
5	CHHATISGARH	0	0	0
6	DELHI	0	0	0
7	GOA	0	0	0
8	GUJARAT	15,104	1,563	1,716
9	HARYANA	0	0	0
10	HIMACHAL PRADESH	0	0	0
11	JAMMU AND KASHMIR	0	0	0
12	JHARKHAND	0	0	0
13	KARNATAKA	0	0	0
14	KERALA	1	3	21
15	MADHYA PRADESH	0	0	0
16	MAHARASHTRA	0	0	0
17	MANIPUR	0	0	0
18	MEGHALAYA	0	0	0
19	MIZORAM	0	0	0
20	NAGALAND	0	0	0
21	ORISSA	0	0	0
22	PUDUCHERRY	0	0	0
23	PUNJAB	0	0	0
24	RAJASTHAN	424	0	0
25	SIKKIM	0	0	0
26	TAMIL NADU	0	0	0
27	TRIPURA	0	0	0
28	UTTARAKHAND	0	0	0
29	UTTAR PRADESH	0	0	0
30	WEST BENGAL	0	0	0
31	ANDAMAN AND NICOBAR ISLANDS	0	0	0
32	CHANDIGARH	0	0	0
33	DADRA AND NAGAR HAVELI	0	0	0
34	DAMAN AND DIU	0	0	0
35	LAKSHADWEEP	0	0	0
Grand Total		15,529	1,566	1,737

Table - 5(B)

Minimum Wages Enforcement (including Farm Labour)
(Unit: Number)

Sl. No.	State/UT Name	Agriculture and Farm Workers: Claims filed (Number) April,2010-June,2010	Agriculture and Farm Workers: Claims settled (Number) April,2010-June,2010
		(3)	(4)
1	ANDHRA PRADESH	0	0
2	ARUNACHAL PRADESH	0	0
3	ASSAM	0	0
4	BIHAR	0	0
5	CHHATISGARH	0	0
6	DELHI	0	0
7	GOA	0	0
8	GUJARAT	0	0
9	HARYANA	0	0
10	HIMACHAL PRADESH	0	0
11	JAMMU AND KASHMIR	0	0
12	JHARKHAND	0	0
13	KARNATAKA	0	0
14	KERALA	0	0
15	MADHYA PRADESH	0	0
16	MAHARASHTRA	0	0
17	MANIPUR	0	0
18	MEGHALAYA	0	0
19	MIZORAM	0	0
20	NAGALAND	0	0
21	ORISSA	0	0
22	PUDUCHERRY	0	0
23	PUNJAB	0	0
24	RAJASTHAN	0	0
25	SIKKIM	0	0
26	TAMIL NADU	0	0
27	TRIPURA	0	0
28	UTTARAKHAND	0	0
29	UTTAR PRADESH	0	0
30	WEST BENGAL	0	0
31	ANDAMAN AND NICOBAR ISLANDS	0	0
32	CHANDIGARH	0	0
33	DADRA AND NAGAR HAVELI	0	0
34	DAMAN AND DIU	0	0
35	LAKSHADWEEP	0	0
Grand Total		0	0

Table - 5(C)

Minimum Wages Enforcement (including Farm Labour)

Sl. No.	State/UT Name	Agriculture and Farm Workers: Prosecution cases Pending (Number) April,2010-June,2010	Agriculture and Farm Workers: Prosecution cases filed (Number) April,2010-June,2010	Agriculture and Farm Workers: Prosecution cases decided (Number) April,2010-June,2010
		(3)	(4)	(5)
1	ANDHRA PRADESH	0	0	0
2	ARUNACHAL PRADESH	0	0	0
3	ASSAM	0	0	0
4	BIHAR	0	0	0
5	CHHATISGARH	0	0	0
6	DELHI	0	0	0
7	GOA	0	0	0
8	GUJARAT	2,479	9	10
9	HARYANA	0	0	0
10	HIMACHAL PRADESH	0	0	0
11	JAMMU AND KASHMIR	0	0	0
12	JHARKHAND	0	0	0
13	KARNATAKA	0	0	0
14	KERALA	0	0	0
15	MADHYA PRADESH	0	0	0
16	MAHARASHTRA	0	0	0
17	MANIPUR	0	0	0
18	MEGHALAYA	0	0	0
19	MIZORAM	0	0	0
20	NAGALAND	0	0	0
21	ORISSA	0	0	0
22	PUDUCHERRY	0	0	0
23	PUNJAB	0	0	0
24	RAJASTHAN	1	10	1
25	SIKKIM	0	0	0
26	TAMIL NADU	0	0	0
27	TRIPURA	0	0	0
28	UTTARAKHAND	0	0	0
29	UTTAR PRADESH	0	0	0
30	WEST BENGAL	0	0	0
31	ANDAMAN AND NICOBAR ISLANDS	0	0	0
32	CHANDIGARH	0	0	0
33	DADRA AND NAGAR HAVELI	0	0	0
34	DAMAN AND DIU	0	0	0
35	LAKSHADWEEP	0	0	0
Grand Total		2,480	19	11

Food Security: Targeted Public Distribution System (APL+BPL+AAY)

Off take

% Achievement of Target
During April-June, 2010

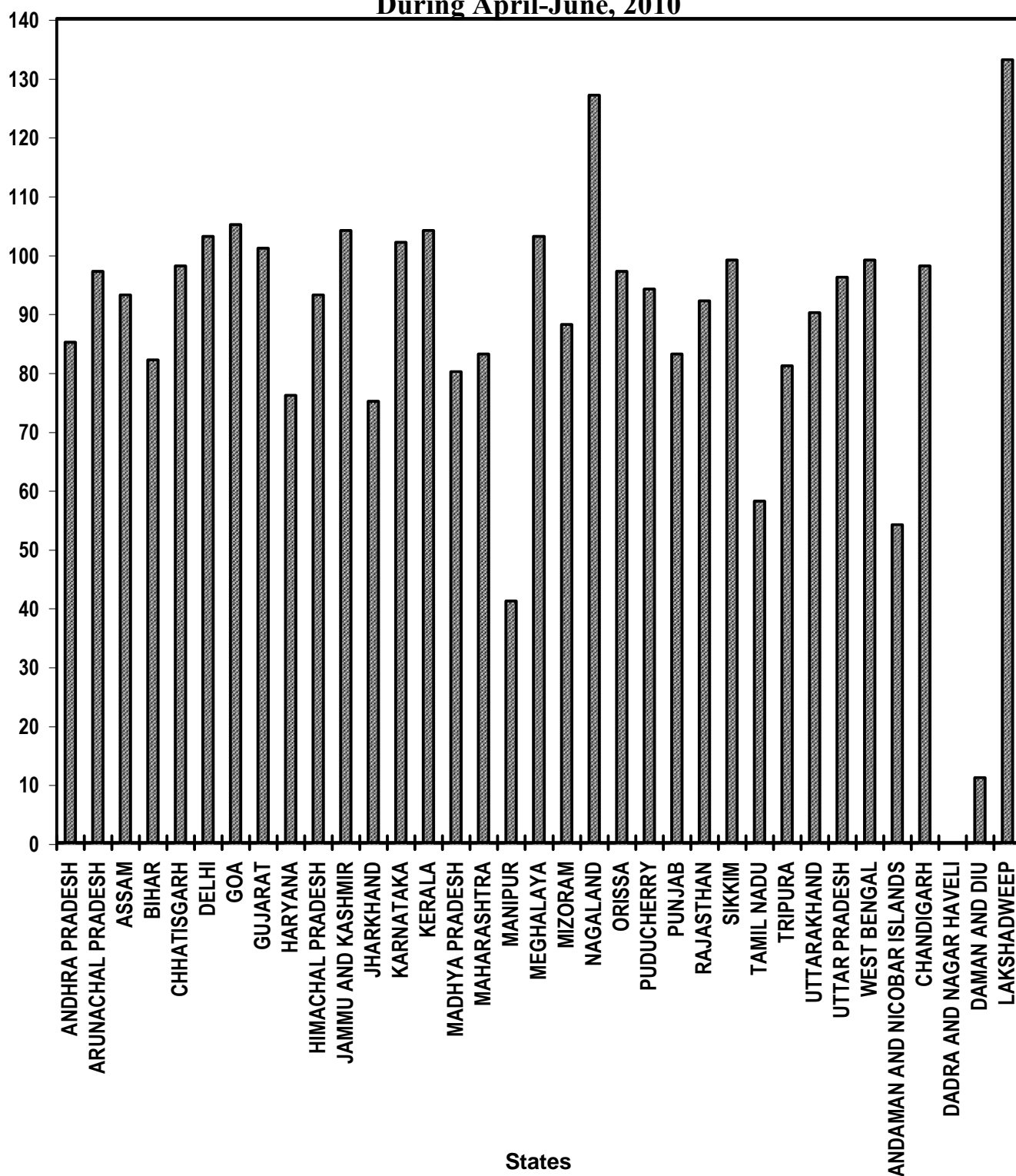


Table - 6(A)

Food Security-Targeted Public Distribution System (APL+BPL+AAV)

Sl. No.	State/UT Name	Allocation of Food Grains (Tonnes)	Off take (Tonnes)	Percentage of offtake w.r.t. Allocation of Food Grains
		April,2010-June,2010	April,2010-June,2010	
(1)	(2)	(3)	(4)	(5)
1	ANDHRA PRADESH	9,36,214	7,94,174	85
2	ARUNACHAL PRADESH	25,389	24,729	97
3	ASSAM	3,78,134	3,53,254	93
4	BIHAR	8,45,628	6,96,329	82
5	CHHATISGARH	2,72,988	2,67,954	98
6	DELHI	1,48,137	1,52,548	103
7	GOA	11,052	11,654	105
8	GUJARAT	4,10,322	4,13,196	101
9	HARYANA	1,53,618	1,16,180	76
10	HIMACHAL PRADESH	1,26,224	1,17,345	93
11	JAMMU AND KASHMIR	1,89,201	1,96,841	104
12	JHARKHAND	3,29,853	2,47,103	75
13	KARNATAKA	5,17,809	5,30,230	102
14	KERALA	3,06,651	3,19,912	104
15	MADHYA PRADESH	6,41,737	5,15,026	80
16	MAHARASHTRA	10,89,024	9,04,650	83
17	MANIPUR	29,389	11,985	41
18	MEGHALAYA	36,819	37,965	103
19	MIZORAM	17,535	15,467	88
20	NAGALAND	31,719	40,243	127
21	ORISSA	5,28,963	5,13,195	97
22	PUDUCHERRY	12,978	12,257	94
23	PUNJAB	1,86,180	1,53,787	83
24	RAJASTHAN	4,99,043	4,56,846	92
25	SIKKIM	11,055	10,914	99
26	TAMIL NADU	9,30,708	5,41,055	58
27	TRIPURA	75,501	61,205	81
28	UTTARAKHAND	1,11,563	1,00,608	90
29	UTTAR PRADESH	17,11,503	16,44,389	96
30	WEST BENGAL	8,24,136	8,17,430	99
31	ANDAMAN AND NICOBAR ISLANDS	8,505	4,608	54
32	CHANDIGARH	6,495	6,379	98
33	DADRA AND NAGAR HAVELI	2,346	0	0
34	DAMAN AND DIU	1,080	116	11
35	LAKSHADWEEP	1,155	1,535	133
Grand Total		1,14,08,654	1,00,91,109	88

Very Good:(90% or above of targets)

ARUNACHAL PRADESH, ASSAM, CHHATISGARH, DELHI, GOA, GUJARAT, HIMACHAL PRADESH, JAMMU AND KASHMIR, KARNATAKA, KERALA, MEGHALAYA, NAGALAND, ORISSA, PUDUCHERRY, RAJASTHAN, SIKKIM, UTTARAKHAND, UTTAR PRADESH, WEST BENGAL, CHANDIGARH, LAKSHADWEEP

Good:(Between 80% to 90% targets)

ANDHRA PRADESH, BIHAR, MADHYA PRADESH, MAHARASHTRA, MIZORAM, PUNJAB, TRIPURA

Poor:(Below 80% of targets)

HARYANA, JHARKHAND, MANIPUR, TAMIL NADU, ANDAMAN AND NICOBAR ISLANDS, DADRA AND NAGAR HAVELI, DAMAN AND DIU

Food Security: Targeted Public Distribution System (Only Antyodaya Anna Yojana)

Off take

% Achievement of Target
During April-June, 2010

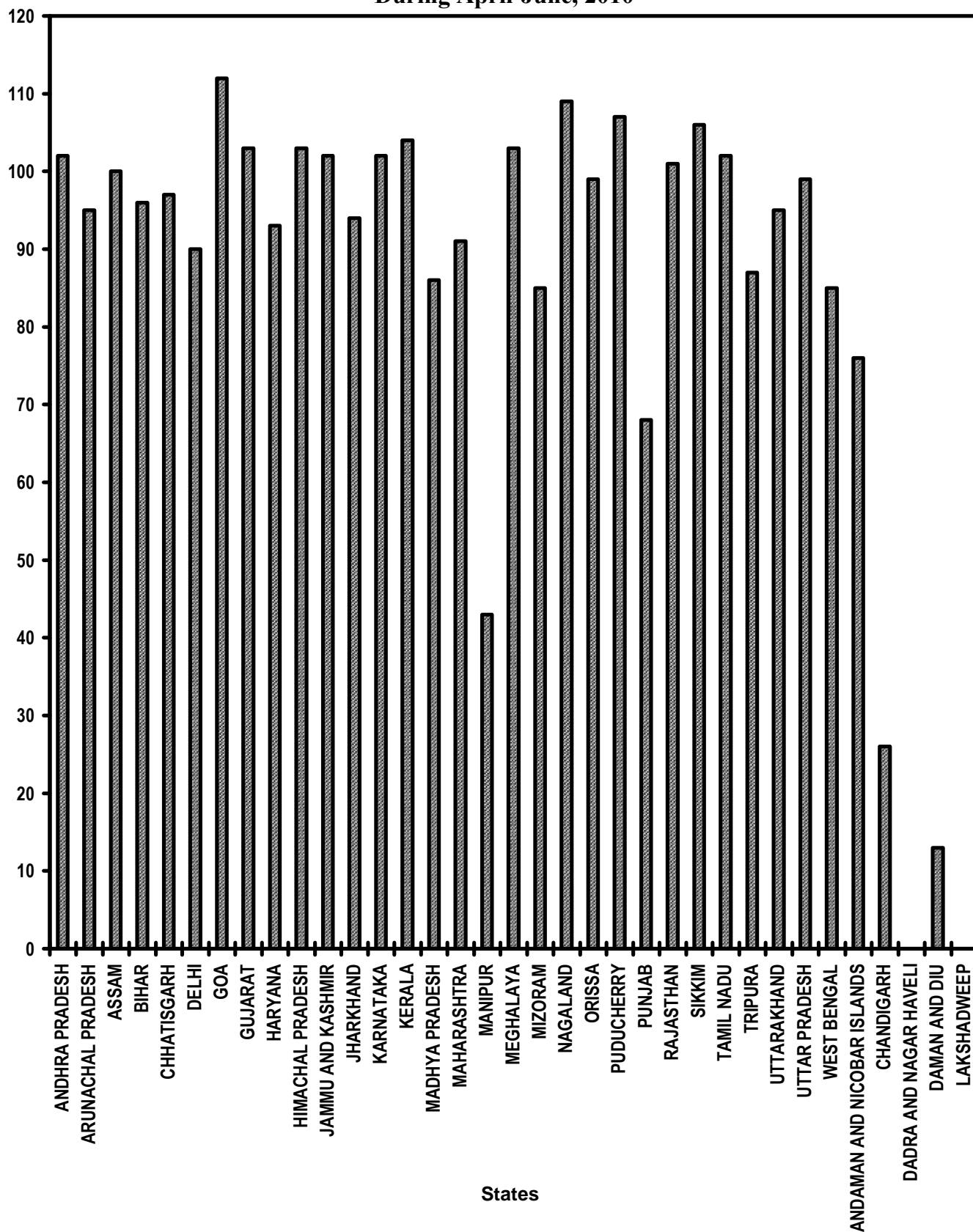


Table - 6(B)

Food security-Targeted Public Distribution system (only AAY)

Sl. No.	State/UT Name	Allocation of Food		Percentage of offtake w.r.t. Allocation of Food Grains
		Grains (Tonnes) April,2010- June,2010	Off take (Tonnes) April,2010- June,2010	
(1)	(2)	(3)	(4)	(5)
1	ANDHRA PRADESH	1,63,572	1,66,917	102
2	ARUNACHAL PRADESH	3,993	3,800	95
3	ASSAM	73,923	73,947	100
4	BIHAR	2,60,069	2,48,972	96
5	CHHATISGARH	75,486	73,534	97
6	DELHI	15,771	14,217	90
7	GOA	1,527	1,708	112
8	GUJARAT	85,020	87,857	103
9	HARYANA	30,705	28,506	93
10	HIMACHAL PRADESH	20,685	21,356	103
11	JAMMU AND KASHMIR	26,847	27,334	102
12	JHARKHAND	96,384	90,562	94
13	KARNATAKA	1,25,973	1,28,196	102
14	KERALA	62,565	65,354	104
15	MADHYA PRADESH	1,66,065	1,42,973	86
16	MAHARASHTRA	2,58,720	2,35,644	91
17	MANIPUR	6,681	2,860	43
18	MEGHALAYA	7,371	7,568	103
19	MIZORAM	2,730	2,330	85
20	NAGALAND	4,992	5,427	109
21	ORISSA	1,32,780	1,31,378	99
22	PUDUCHERRY	3,387	3,637	107
23	PUNJAB	18,840	12,791	68
24	RAJASTHAN	97,872	99,153	101
25	SIKKIM	1,734	1,834	106
26	TAMIL NADU	1,95,786	1,99,795	102
27	TRIPURA	11,880	10,354	87
28	UTTARAKHAND	15,879	15,125	95
29	UTTAR PRADESH	4,29,870	4,27,069	99
30	WEST BENGAL	1,55,421	1,31,882	85
31	ANDAMAN AND NICOBAR ISLANDS	450	344	76
32	CHANDIGARH	156	40	26
33	DADRA AND NAGAR HAVELI	549	0	0
34	DAMAN AND DIU	159	20	13
35	LAKSHADWEEP	126	0	0
Grand Total		25,53,968	24,62,484	96

Very Good:(90% or above of targets)

ANDHRA PRADESH, ARUNACHAL PRADESH, ASSAM, BIHAR, CHHATISGARH, DELHI, GOA, GUJARAT, HARYANA, HIMACHAL PRADESH, JAMMU AND KASHMIR, JHARKHAND, KARNATAKA, KERALA, MAHARASHTRA, MEGHALAYA, NAGALAND, ORISSA, PUDUCHERRY, RAJASTHAN, SIKKIM, TAMIL NADU, UTTARAKHAND, UTTAR PRADESH

Good:(Between 80% to 90% targets)

MADHYA PRADESH, MIZORAM, TRIPURA, WEST BENGAL

Poor:(Below 80% of targets)

MANIPUR, PUNJAB, ANDAMAN AND NICOBAR ISLANDS, CHANDIGARH, DADRA AND NAGAR HAVELI, DAMAN AND DIU, LAKSHADWEEP

Food Security: Targeted Public Distribution System (Only BPL)

Off take

% Achievement of Target
During April-June, 2010

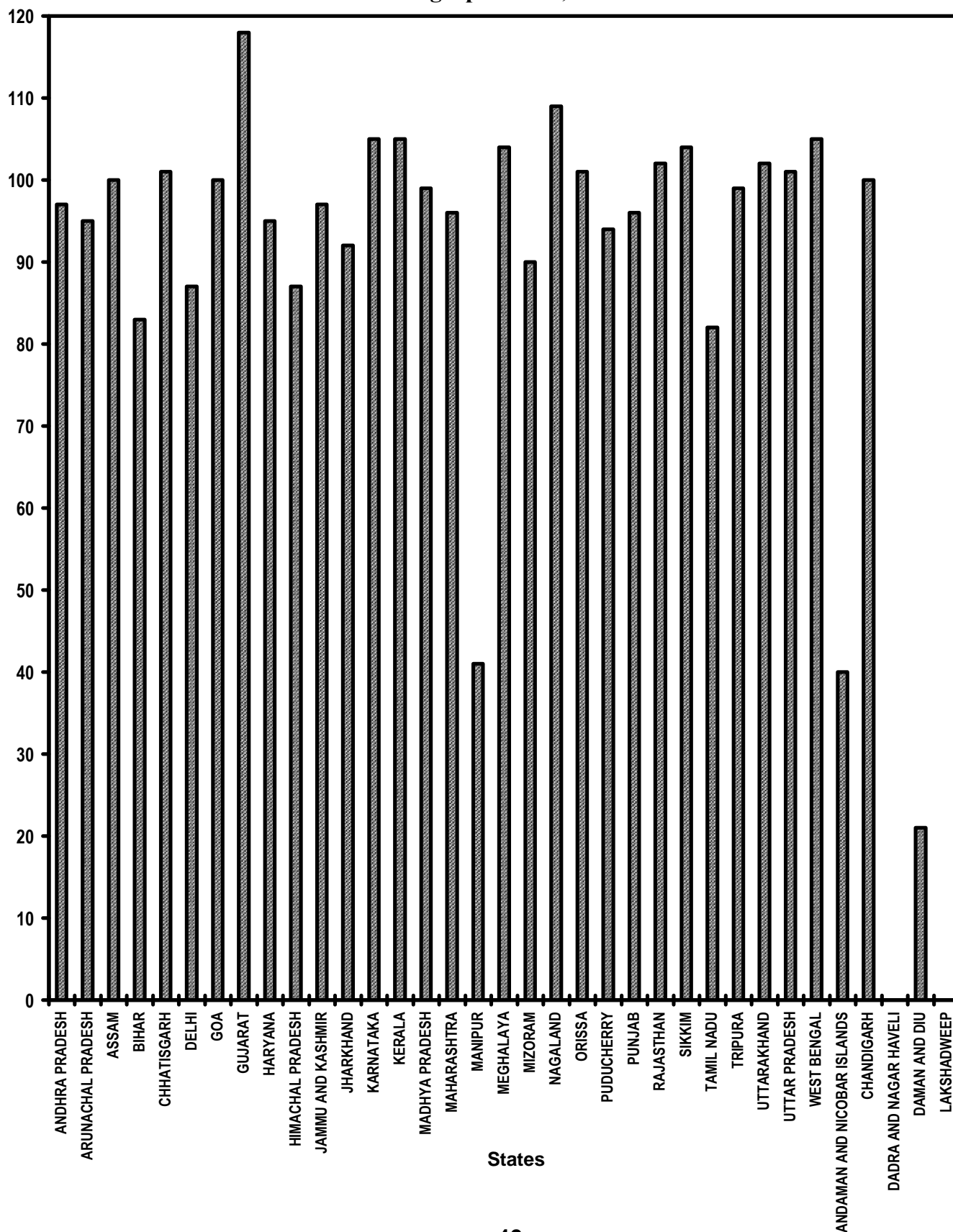


Table - 6(C)

Food Security - Targeted Public Distribution System (Only BPL)

Sl. No.	State/UT Name	Allocation of Food Grains (Tonnes)		Percentage of offtake w.r.t. Allocation of Food Grains
		April,2010-June,2010	Off take (Tonnes) April,2010-June,2010	
(1)	(2)	(3)	(4)	(5)
1	ANDHRA PRADESH	2,63,022	2,54,664	97
2	ARUNACHAL PRADESH	6,381	6,061	95
3	ASSAM	1,18,806	1,18,742	100
4	BIHAR	4,24,879	3,53,905	83
5	CHHATISGARH	1,21,422	1,22,694	101
6	DELHI	27,174	23,726	87
7	GOA	1,365	1,365	100
8	GUJARAT	1,26,192	1,48,363	118
9	HARYANA	52,143	49,358	95
10	HIMACHAL PRADESH	33,285	28,884	87
11	JAMMU AND KASHMIR	50,424	49,060	97
12	JHARKHAND	1,54,989	1,42,882	92
13	KARNATAKA	2,02,596	2,13,325	105
14	KERALA	1,00,587	1,05,685	105
15	MADHYA PRADESH	2,67,054	2,64,367	99
16	MAHARASHTRA	4,27,356	4,11,486	96
17	MANIPUR	10,752	4,416	41
18	MEGHALAYA	11,844	12,306	104
19	MIZORAM	4,410	3,960	90
20	NAGALAND	8,028	8,716	109
21	ORISSA	2,91,393	2,93,836	101
22	PUDUCHERRY	5,391	5,064	94
23	PUNJAB	30,294	29,063	96
24	RAJASTHAN	1,57,383	1,60,400	102
25	SIKKIM	2,826	2,953	104
26	TAMIL NADU	3,14,808	2,59,614	82
27	TRIPURA	19,095	18,869	99
28	UTTARAKHAND	36,414	37,209	102
29	UTTAR PRADESH	6,91,425	6,98,874	101
30	WEST BENGAL	3,88,395	4,08,304	105
31	ANDAMAN AND NICOBAR ISLANDS	1,335	534	40
32	CHANDIGARH	939	939	100
33	DADRA AND NAGAR HAVELI	1,257	0	0
34	DAMAN AND DIU	261	54	21
35	LAKSHADWEEP	189	0	0
Grand Total		43,54,114	42,39,678	97

Very Good:(90% or above of targets)

ANDHRA PRADESH, ARUNACHAL PRADESH, ASSAM, CHHATISGARH, GOA, GUJARAT, HARYANA, JAMMU AND KASHMIR, JHARKHAND, KARNATAKA, KERALA, MADHYA PRADESH, MAHARASHTRA, MEGHALAYA, MIZORAM, NAGALAND, ORISSA, PUDUCHERRY, PUNJAB, RAJASTHAN, SIKKIM, TRIPURA, UTTARAKHAND, UTTAR PRADESH, WEST BENGAL, CHANDIGARH

Good:(Between 80% to 90% targets)

BIHAR, DELHI, HIMACHAL PRADESH, TAMIL NADU

Poor:(Below 80% of targets)

MANIPUR, ANDAMAN AND NICOBAR ISLANDS, DADRA AND NAGAR HAVELI, DAMAN

Rural Housing - Indira Awaas Yojana

Houses constructed

% Achievement of Target

During April-June, 2010

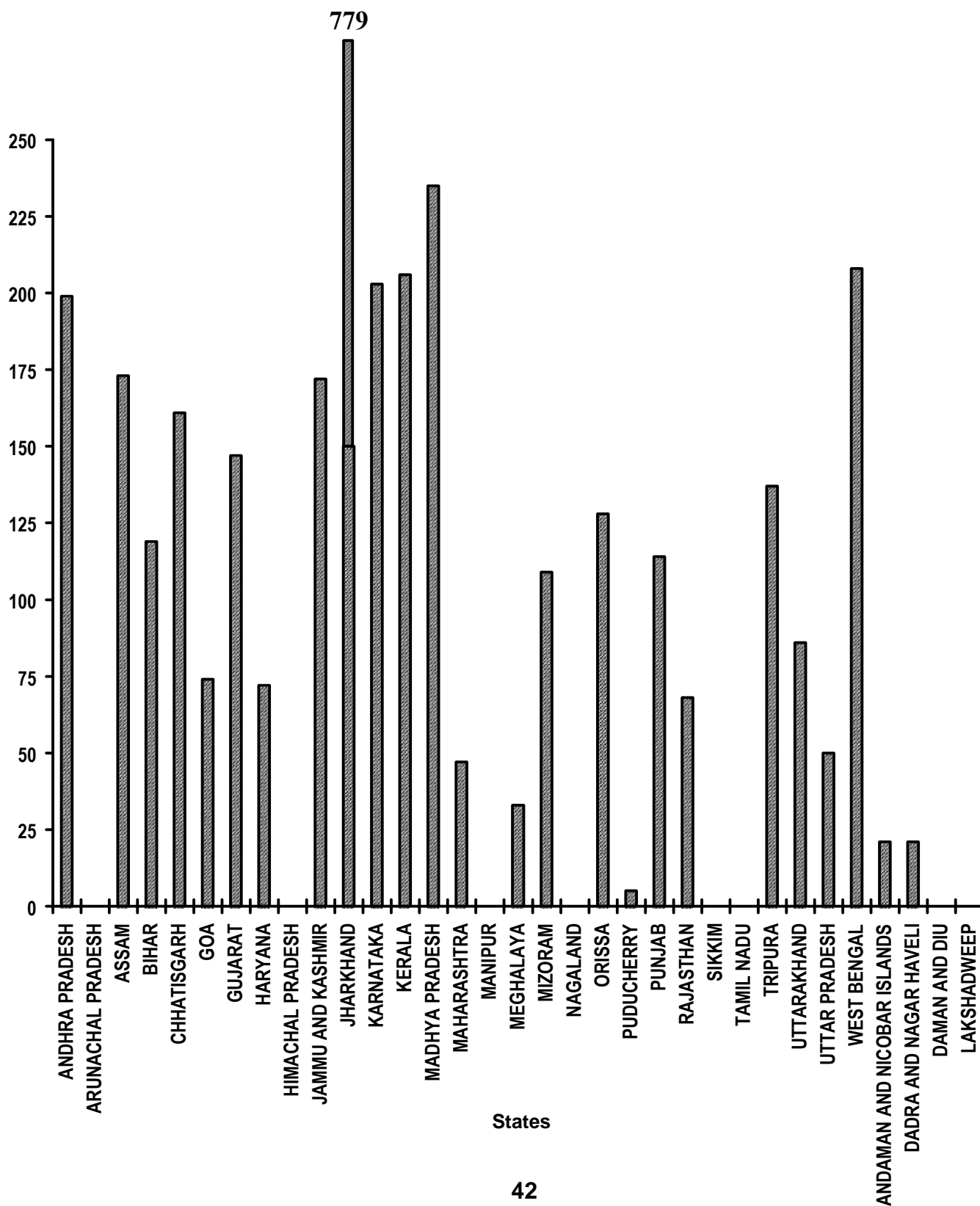


Table - 7

Rural Housing - Indira Awaas Yojana
Houses constructed
(Unit: Number)

Sl. No.	State/UT Name	Target		Achievement April,2010-June,2010	Percent Achievement April,2010-June,2010
		2010-2011	Anril,2010-June,2010		
(1)	(2)	(3)	(4)	(5)	(5)/(4)
1	ANDHRA PRADESH	2,57,104	25,710	51,196	199
2	ARUNACHAL PRADESH	7,726	774	0	0
3	ASSAM	1,70,849	17,085	29,632	173
4	BIHAR	7,58,904	75,891	90,426	119
5	CHHATISGARH	39,759	3,975	6,391	161
6	GOA	1,584	159	118	74
7	GUJARAT	1,26,090	12,609	18,525	147
8	HARYANA	17,703	1,770	1,281	72
9	HIMACHAL PRADESH	5,793	579	0	0
10	JAMMU AND KASHMIR	17,995	1,800	3,091	172
11	JHARKHAND	67,691	6,768	52,741	779
12	KARNATAKA	99,055	9,906	20,133	203
13	KERALA	55,084	5,508	11,328	206
14	MADHYA PRADESH	79,073	7,908	18,612	235
15	MAHARASHTRA	1,55,052	15,504	7,337	47
16	MANIPUR	6,707	672	0	0
17	MEGHALAYA	11,681	1,167	386	33
18	MIZORAM	2,489	249	272	109
19	NAGALAND	7,730	774	0	0
20	ORISSA	1,49,100	14,910	19,058	128
21	PUDUCHERRY	1,218	123	6	5
22	PUNJAB	21,893	2,190	2,487	114
23	RAJASTHAN	63,362	6,336	4,284	68
24	SIKKIM	1,478	147	0	0
25	TAMIL NADU	1,02,939	10,293	0	0
26	TRIPURA	15,050	1,506	2,056	137
27	UTTARAKHAND	15,856	1,587	1,359	86
28	UTTAR PRADESH	3,40,868	34,086	17,085	50
29	WEST BENGAL	2,05,671	20,568	42,848	208
30	ANDAMAN AND NICOBAR ISLANDS	2,446	246	52	21
31	DADRA AND NAGAR HAVELI	407	42	9	21
32	DAMAN AND DIU	182	18	0	0
33	LAKSHADWEEP	158	15	0	0
Grand Total		28,08,697	2,80,875	4,00,713	143

Very Good:(90% or above of targets)

ANDHRA PRADESH, ASSAM, BIHAR, CHHATISGARH, GUJARAT, JAMMU AND KASHMIR, JHARKHAND, KARNATAKA, KERALA, MADHYA PRADESH, MIZORAM, ORISSA, PUNJAB, TRIPURA, WEST BENGAL

Good:(Between 80% to 90% targets)

UTTARAKHAND

Poor:(Below 80% of targets)

ARUNACHAL PRADESH, GOA, HARYANA, HIMACHAL PRADESH, MAHARASHTRA, MANIPUR, MEGHALAYA, NAGALAND, PUDUCHERRY, RAJASTHAN, SIKKIM, TAMIL NADU, UTTAR PRADESH, ANDAMAN AND NICOBAR ISLANDS, DADRA AND NAGAR HAVELI, DAMAN AND DIU, LAKSHADWEEP

EWS/LIG Houses in Urban Areas

Houses constructed

% Achievement of Target

During April-June, 2010

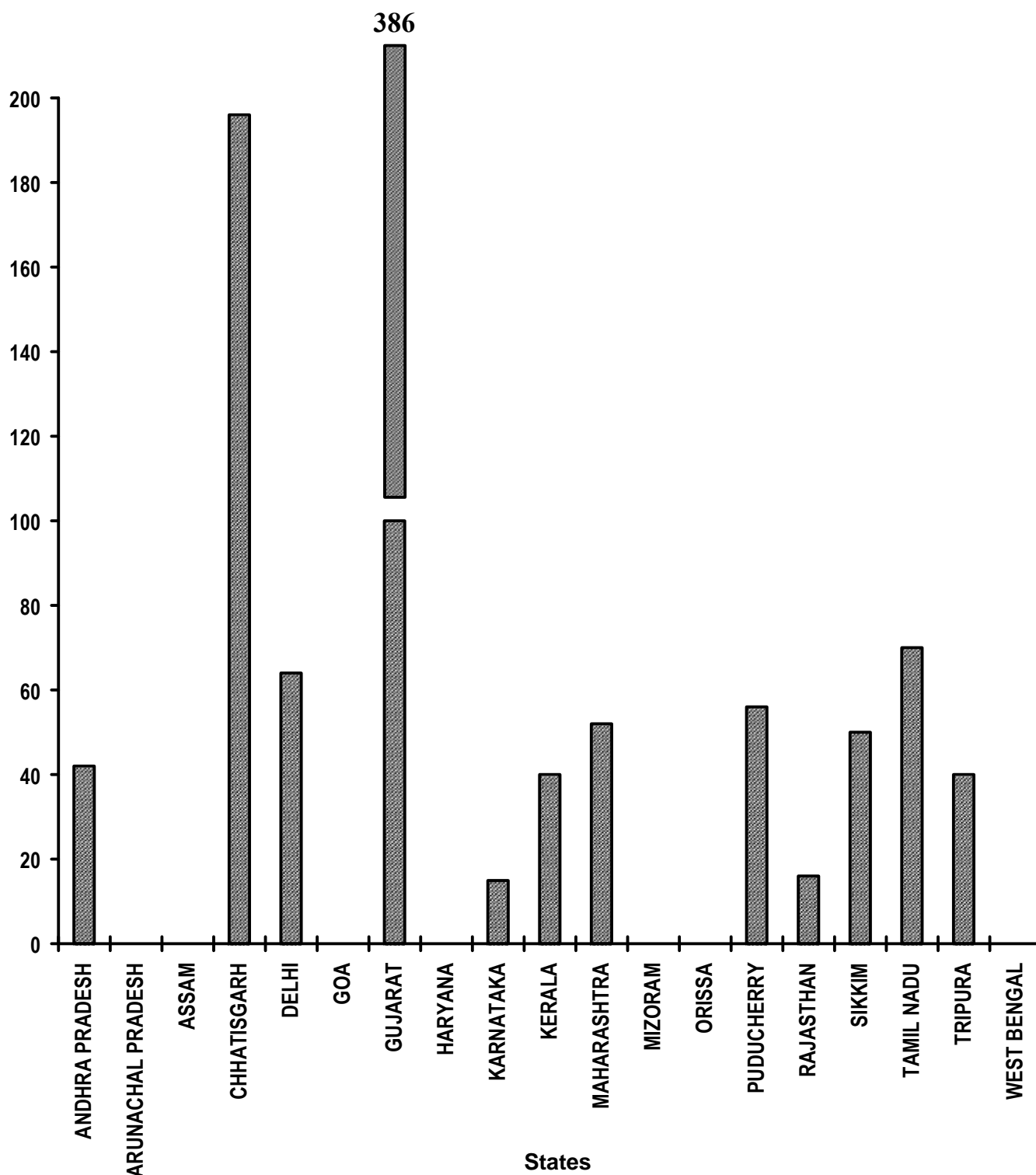


Table - 8
EWS/LIG Houses in Urban Areas
Houses constructed
(Unit: Number)

Sl. No.	State/UT Name	Target *		Achievement	Percent
		2010-2011	April,2010-June,2010	April,2010-June,2010	April,2010-June,2010
(1)	(2)	(3)	(4)	(5)	(5)/(4)
1	ANDHRA PRADESH	90,000	22,500	9,415	42
2	ARUNACHAL PRADESH	100	25	0	0
3	ASSAM	293	72	0	0
4	CHHATISGARH	10,000	2,500	4,890	196
5	DELHI	6,896	1,724	1,100	64
6	GOA	130	31	0	0
7	GUJARAT	10,000	2,500	9,659	386
8	HARYANA	701	175	0	0
9	KARNATAKA	10,000	2,499	378	15
10	KERALA	2,200	549	218	40
11	MAHARASHTRA	14,033	3,507	1,832	52
12	MIZORAM	1,512	378	0	0
13	ORISSA	208	52	0	0
14	PUDUCHERRY	233	57	32	56
15	RAJASTHAN	2,288	570	92	16
16	SIKKIM	25	6	3	50
17	TAMIL NADU	10,000	2,500	1,740	70
18	TRIPURA	456	114	46	40
19	WEST BENGAL	632	156	0	0
Grand Total		1,59,707	39,915	29,405	74

Very Good:(90% or above of targets)

CHHATISGARH, GUJARAT

Poor:(Below 80% of targets)

ANDHRA PRADESH, ARUNACHAL PRADESH, ASSAM, DELHI, GOA, HARYANA, KARNATAKA, KERALA, MAHARASHTRA, MIZORAM, ORISSA, PUDUCHERRY, RAJASTHAN, SIKKIM, TAMIL NADU, TRIPURA, WEST BENGAL

* Since the target for 2010-11 have not been received from the concerned Nodal Ministry, the target for the year 2009-10 has been repeated.

Rural Areas - Accelerated Rural Water Supply Programme

Habitations covered (NC and PC)

% Achievement of Target

During April-June, 2010

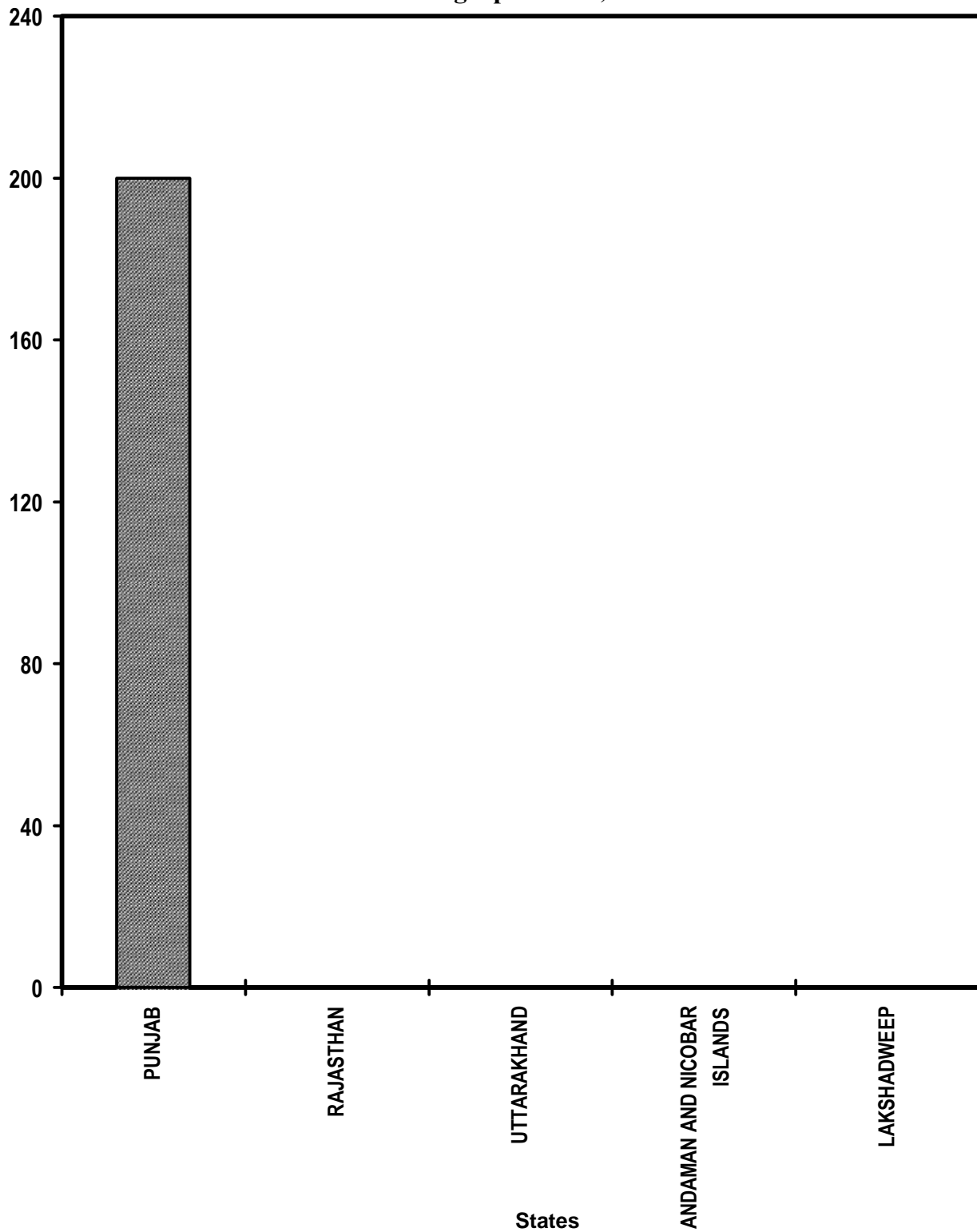


Table - 9(A)

Rural Areas - Accelerated Rural Water Supply Programme
Habitations covered (NC and PC)
 (Unit: Number)

Sl. No.	State/UT Name	Target		Achievement	Percent
		2010-2011	April,2010-June,2010	April,2010-June,2010	Achievement April,2010-June,2010
(1)	(2)	(3)	(4)	(5)	(5)/(4)
1	PUNJAB	16	2	4	200
2	RAJASTHAN	316	32	0	0
3	UTTARAKHAND	26	3	0	0
4	ANDAMAN AND NICOBAR ISLANDS	8	1	0	0
5	LAKSHADWEEP	10	1	0	0
Grand Total		376	39	4	10

Very Good:(90% or above of targets)

PUNJAB

Poor:(Below 80% of targets)

RAJASTHAN, UTTARAKHAND, ANDAMAN AND NICOBAR ISLANDS, LAKSHADWEEP

Rural Areas - Accelerated Rural Water Supply Programme Slipped back habitations and habitations with water quality problems addressed-ARWSP

% Achievement of Target

During April-June, 2010

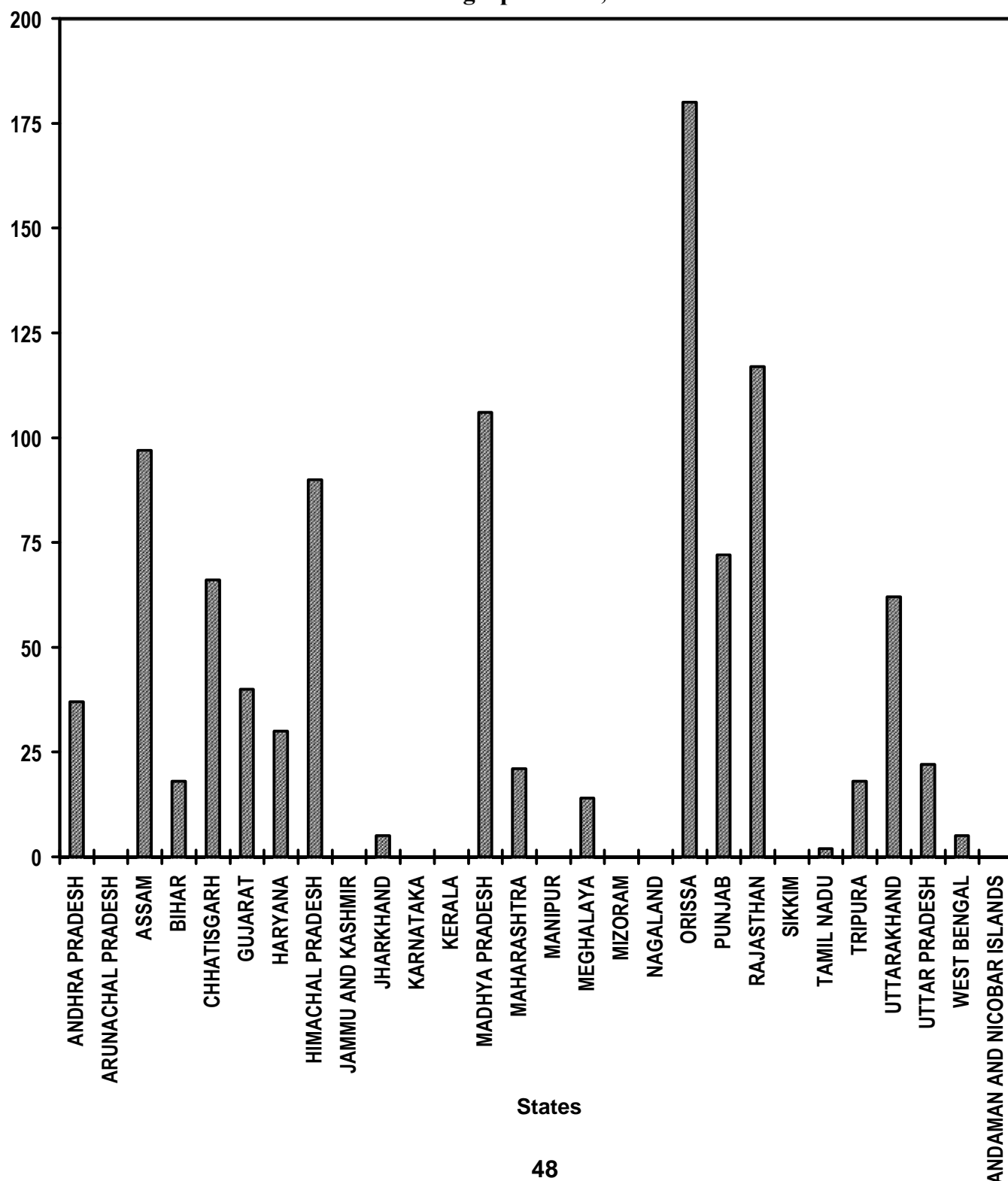


Table - 9(B)

Rural Areas - Accelerated Rural Water Supply Programme
Slipped back habitations and habitations with water quality problems addressed-ARWSP
 (Unit: Number)

Sl. No.	State/UT Name	Target		Achievement April,2010-June,2010	Percent Achievement April,2010-June,2010
		2010-2011	April,2010-June,2010		
(1)	(2)	(3)	(4)	(5)	(5)/(4)
1	ANDHRA PRADESH	6,673	667	250	37
2	ARUNACHAL PRADESH	534	53	0	0
3	ASSAM	8,157	816	792	97
4	BIHAR	18,749	1,875	345	18
5	CHHATISGARH	9,948	995	655	66
6	GUJARAT	1,100	110	44	40
7	HARYANA	1,007	101	30	30
8	HIMACHAL PRADESH	5,000	500	449	90
9	JAMMU AND KASHMIR	962	96	0	0
10	JHARKHAND	1,099	110	6	5
11	KARNATAKA	8,750	875	0	0
12	KERALA	744	74	0	0
13	MADHYA PRADESH	13,300	1,330	1,408	106
14	MAHARASHTRA	9,745	975	207	21
15	MANIPUR	330	33	0	0
16	MEGHALAYA	840	84	12	14
17	MIZORAM	124	12	0	0
18	NAGALAND	105	11	0	0
19	ORISSA	5,494	549	988	180
20	PUNJAB	2,007	201	145	72
21	RAJASTHAN	7,448	745	873	117
22	SIKKIM	175	18	0	0
23	TAMIL NADU	8,009	801	15	2
24	TRIPURA	825	83	15	18
25	UTTARAKHAND	1,539	154	95	62
26	UTTAR PRADESH	2,142	214	48	22
27	WEST BENGAL	6,630	663	32	5
28	ANDAMAN AND NICOBAR ISLANDS	-	-	0	-
Grand Total		1,21,436	12,145	6,409	53

Very Good:(90% or above of targets)

ASSAM, HIMACHAL PRADESH, MADHYA PRADESH, ORISSA, RAJASTHAN

Poor:(Below 80% of targets)

ANDHRA PRADESH, ARUNACHAL PRADESH, BIHAR, CHHATISGARH, GUJARAT, HARYANA, JAMMU AND KASHMIR, JHARKHAND, KARNATAKA, KERALA, MAHARASHTRA, MANIPUR, MEGHALAYA, MIZORAM, NAGALAND, PUNJAB, SIKKIM, TAMIL NADU, TRIPURA, UTTARAKHAND, UTTAR PRADESH, WEST BENGAL

Table - 10

Sanitation Programme in Rural Areas
(Unit: Number)

Sl. No.	State/UT Name	Individual Household latrines constructed (Number) April,2010-June,2010
(1)	(2)	(3)
1	ANDHRA PRADESH	1,27,453
2	ARUNACHAL PRADESH	11,022
3	ASSAM	85,277
4	BIHAR	2,12,500
5	CHHATISGARH	69,446
6	DELHI	0
7	GOA	0
8	GUJARAT	89,903
9	HARYANA	29,939
10	HIMACHAL PRADESH	26,263
11	JAMMU AND KASHMIR	131
12	JHARKHAND	90,472
13	KARNATAKA	1,59,595
14	KERALA	1,122
15	MADHYA PRADESH	2,46,836
16	MAHARASHTRA	76,762
17	MANIPUR	11,423
18	MEGHALAYA	5,481
19	MIZORAM	1,441
20	NAGALAND	10,569
21	ORISSA	3,12,396
22	PUDUCHERRY	0
23	PUNJAB	42,104
24	RAJASTHAN	1,75,276
25	SIKKIM	0
26	TAMIL NADU	1,35,157
27	TRIPURA	13,696
28	UTTARAKHAND	22,801
29	UTTAR PRADESH	2,56,604
30	WEST BENGAL	1,31,681
31	ANDAMAN AND NICOBAR ISLANDS	0
32	CHANDIGARH	0
33	DADRA AND NAGAR HAVELI	0
34	DAMAN AND DIU	0
35	LAKSHADWEEP	0
Grand Total		23,45,350

Table - 11

Institutional Delivery
(Unit: Number)

		Delivery in institutions (Number) April,2010- June,2010
Sl. No.	State/UT Name	
(1)	(2)	(3)
1	ANDHRA PRADESH	3,52,549
2	ARUNACHAL PRADESH	1,139
3	ASSAM	57,438
4	BIHAR	1,56,254
5	CHHATISGARH	34,197
6	DELHI	52,632
7	GOA	4,695
8	GUJARAT	2,13,419
9	HARYANA	39,215
10	HIMACHAL PRADESH	12,790
11	JAMMU AND KASHMIR	31,816
12	JHARKHAND	70,052
13	KARNATAKA	2,06,105
14	KERALA	1,26,293
15	MADHYA PRADESH	1,97,349
16	MAHARASHTRA	2,49,297
17	MANIPUR	5,273
18	MEGHALAYA	4,934
19	MIZORAM	0
20	NAGALAND	0
21	ORISSA	1,28,952
22	PUDUCHERRY	11,001
23	PUNJAB	51,565
24	RAJASTHAN	2,56,646
25	SIKKIM	1,391
26	TAMIL NADU	2,63,510
27	TRIPURA	5,745
28	UTTARAKHAND	14,982
29	UTTAR PRADESH	4,82,039
30	WEST BENGAL	0
31	ANDAMAN AND NICOBAR ISLANDS	1,343
32	CHANDIGARH	0
33	DADRA AND NAGAR HAVELI	608
34	DAMAN AND DIU	609
35	LAKSHADWEEP	142
Grand Total		30,33,980

SC Families Assisted

% Achievement of Target

During April-June, 2010

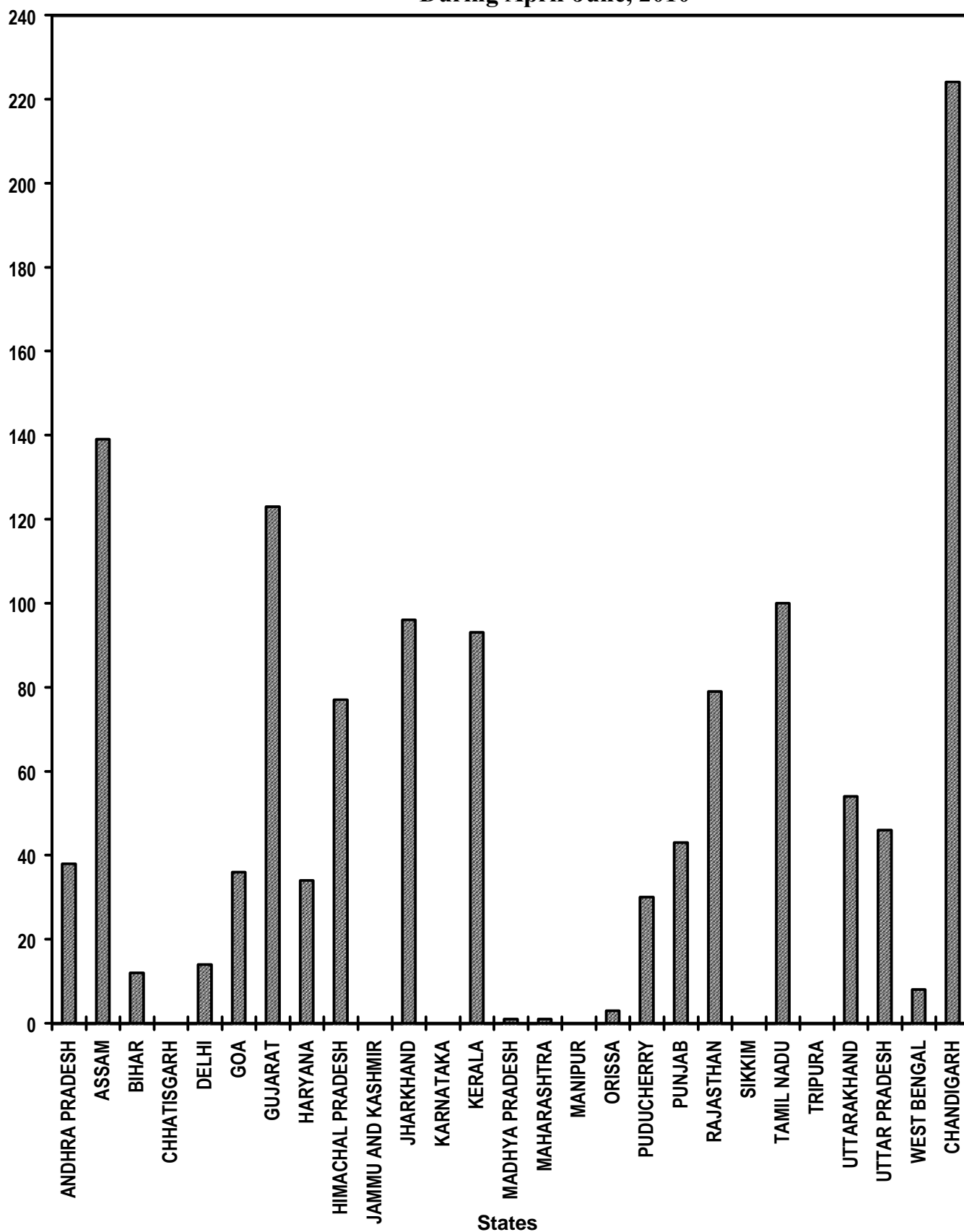


Table - 12

SC Families Assisted
(Unit: Number)

Sl. No.	State/UT Name	Target *		Achievement April,2010-June,2010	Percent Achievement April,2010-June,2010
		2010-2011	April,2010-June,2010		
(1)	(2)	(3)	(4)	(5)	(5)/(4)
1	ANDHRA PRADESH	4,50,000	1,12,500	43,240	38
2	ASSAM	44,000	10,998	15,300	139
3	BIHAR	2,55,000	63,750	7,681	12
4	CHHATISGARH	3,75,000	93,750	47	0
5	DELHI	5,000	1,248	172	14
6	GOA	550	135	49	36
7	GUJARAT	1,40,000	34,998	43,016	123
8	HARYANA	88,500	22,125	7,586	34
9	HIMACHAL PRADESH	58,000	14,500	11,190	77
10	JAMMU AND KASHMIR	1,100	273	0	0
11	JHARKHAND	5,50,000	1,37,499	1,32,146	96
12	KARNATAKA	5,00,000	1,24,998	0	0
13	KERALA	33,000	8,250	7,690	93
14	MADHYA PRADESH	2,43,000	60,750	897	1
15	MAHARASHTRA	1,54,000	38,499	327	1
16	MANIPUR	550	135	0	0
17	ORISSA	72,600	18,150	502	3
18	PUDUCHERRY	5,000	1,248	379	30
19	PUNJAB	88,000	21,999	9,429	43
20	RAJASTHAN	4,12,000	1,02,999	81,195	79
21	SIKKIM	2,200	549	0	0
22	TAMIL NADU	9,00,000	2,25,000	2,25,058	100
23	TRIPURA	22,000	5,499	0	0
24	UTTARAKHAND	7,000	1,749	951	54
25	UTTAR PRADESH	2,57,000	64,248	29,350	46
26	WEST BENGAL	1,10,000	27,498	2,283	8
27	CHANDIGARH	700	174	389	224
Grand Total		47,74,200	11,93,521	6,18,877	52

Very Good:(90% or above of targets)

ASSAM, GUJARAT, JHARKHAND, KERALA, TAMIL NADU, CHANDIGARH

Poor:(Below 80% of targets)

ANDHRA PRADESH, BIHAR, CHHATISGARH, DELHI, GOA, HARYANA, HIMACHAL PRADESH, JAMMU AND KASHMIR, KARNATAKA, MADHYA PRADESH, MAHARASHTRA, MANIPUR, ORISSA, PUDUCHERRY, PUNJAB, RAJASTHAN, SIKKIM, TRIPURA, UTTARAKHAND, UTTAR PRADESH, WEST BENGAL

* Targets have not been received from the Ministry of Social Justice & Empowerment for the last three years i.e. for 2008-09 - 2010-11 so the target for the year 2007-08 has been repeated.

Universalization of ICDS Scheme

ICDS Blocks Operational (Cumulative)

% Achievement of Target
During April-June, 2010

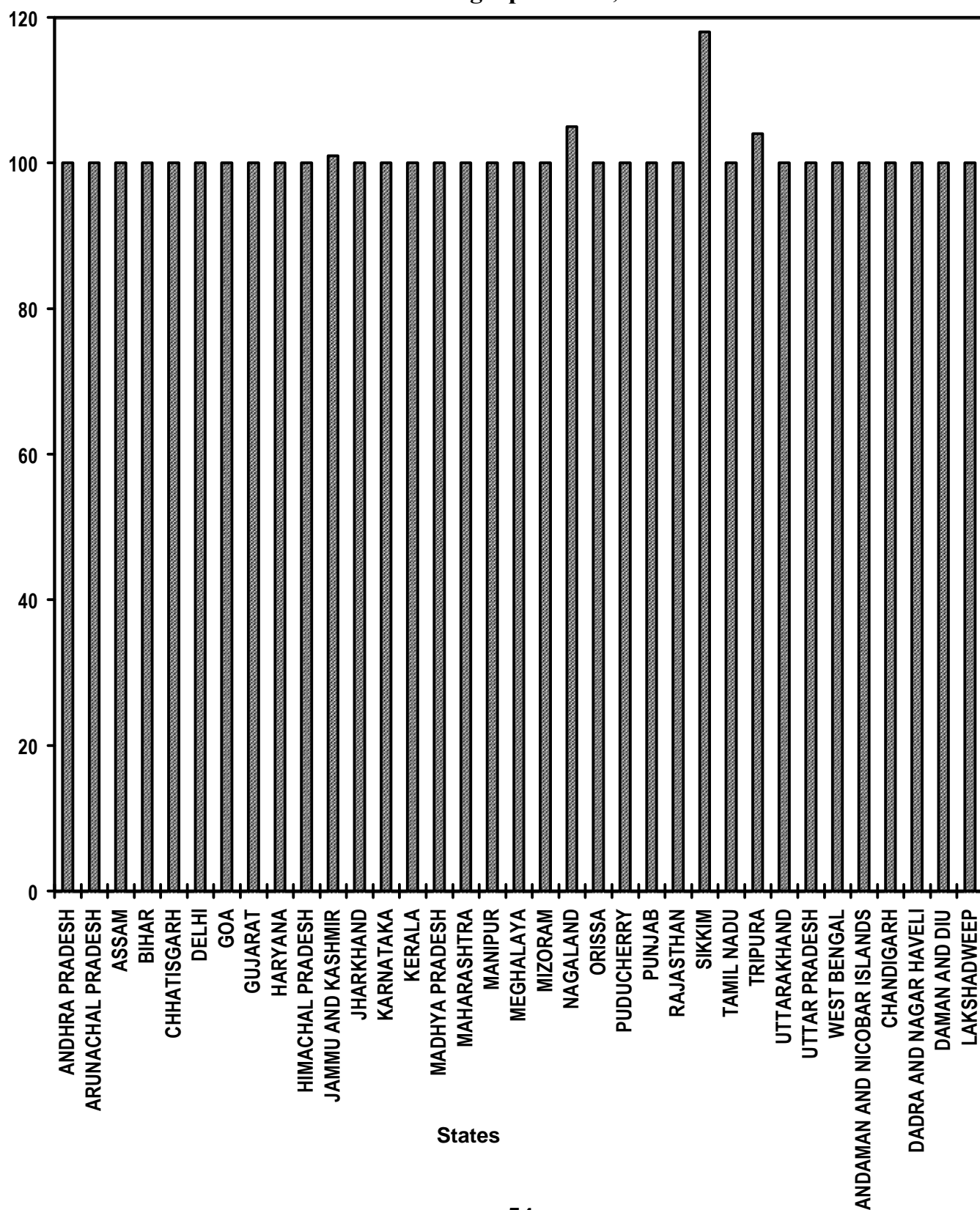


Table - 13

Universalization of ICDS Scheme
ICDS Blocks Operational (Cumulative)
 (Unit: Number)

Sl. No.	State/UT Name	Target		Achievement April,2010-June,2010	Percent Achievement April,2010-June,2010
		2010-2011	April,2010-June,2010		
(1)	(2)	(3)	(4)	(5)	(5)/(4)
1	ANDHRA PRADESH	387	385	385	100
2	ARUNACHAL PRADESH	98	93	93	100
3	ASSAM	231	223	223	100
4	BIHAR	545	544	544	100
5	CHHATISGARH	220	163	163	100
6	DELHI	95	55	55	100
7	GOA	11	11	11	100
8	GUJARAT	336	336	336	100
9	HARYANA	148	137	137	100
10	HIMACHAL PRADESH	78	76	76	100
11	JAMMU AND KASHMIR	140	140	141	101
12	JHARKHAND	204	204	204	100
13	KARNATAKA	185	185	185	100
14	KERALA	258	163	163	100
15	MADHYA PRADESH	453	453	453	100
16	MAHARASHTRA	553	553	553	100
17	MANIPUR	42	42	42	100
18	MEGHALAYA	41	41	41	100
19	MIZORAM	27	27	27	100
20	NAGALAND	59	56	59	105
21	ORISSA	338	326	326	100
22	PUDUCHERRY	5	5	5	100
23	PUNJAB	154	154	154	100
24	RAJASTHAN	304	304	304	100
25	SIKKIM	13	11	13	118
26	TAMIL NADU	434	434	434	100
27	TRIPURA	54	54	56	104
28	UTTARAKHAND	105	99	99	100
29	UTTAR PRADESH	897	897	897	100
30	WEST BENGAL	576	414	414	100
31	ANDAMAN AND NICOBAR ISLANDS	5	5	5	100
32	CHANDIGARH	3	3	3	100
33	DADRA AND NAGAR HAVELI	2	2	2	100
34	DAMAN AND DIU	2	2	2	100
35	LAKSHADWEEP	9	9	9	100
Grand Total		7,012	6,606	6,614	100

Very Good:(90% or above of targets)

ANDHRA PRADESH, ARUNACHAL PRADESH, ASSAM, BIHAR, CHHATISGARH, DELHI, GOA, GUJARAT, HARYANA, HIMACHAL PRADESH, JAMMU AND KASHMIR, JHARKHAND, KARNATAKA, KERALA, MADHYA PRADESH, MAHARASHTRA, MANIPUR, MEGHALAYA, MIZORAM, NAGALAND, ORISSA, PUDUCHERRY, PUNJAB, RAJASTHAN, SIKKIM, TAMIL NADU, TRIPURA, UTTARAKHAND, UTTAR PRADESH, WEST BENGAL, ANDAMAN AND NICOBAR ISLANDS, CHANDIGARH, DADRA AND NAGAR HAVELI, DAMAN AND DIU, LAKSHADWEEP

Functional Anganwadis

(Cumulative)

% Achievement of Target

During April-June, 2010

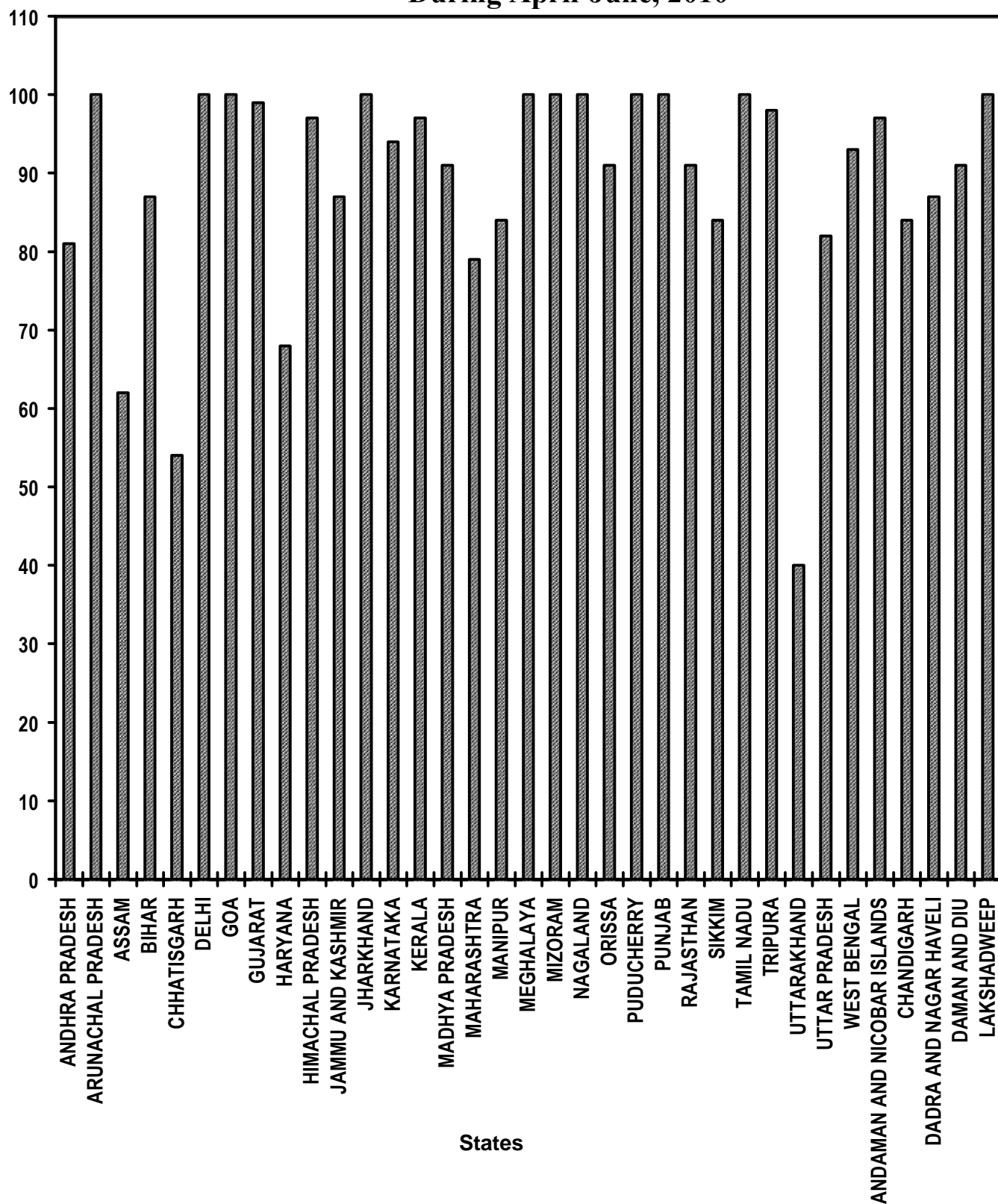


Table - 14

Functional Anganwadis
Anganwadis Functional (Cumulative)
 (Unit: Number)

Sl. No.	State/UT Name	Target		Achievement April,2010-June,2010	Percent Achievement April,2010-June,2010
		2010-2011	April,2010-June,2010		
(1)	(2)	(3)	(4)	(5)	(5)/(4)
1	ANDHRA PRADESH	91,307	91,307	73,612	81
2	ARUNACHAL PRADESH	6,225	6,028	6,028	100
3	ASSAM	62,153	59,695	37,082	62
4	BIHAR	91,968	91,968	80,211	87
5	CHHATISGARH	64,390	64,390	34,543	54
6	DELHI	11,150	6,606	6,606	100
7	GOA	1,262	1,212	1,209	100
8	GUJARAT	50,226	48,617	47,919	99
9	HARYANA	25,699	25,699	17,445	68
10	HIMACHAL PRADESH	18,925	18,925	18,297	97
11	JAMMU AND KASHMIR	28,577	28,577	24,926	87
12	JHARKHAND	38,186	38,186	38,004	100
13	KARNATAKA	63,377	63,377	59,737	94
14	KERALA	33,115	33,115	32,223	97
15	MADHYA PRADESH	90,999	90,999	82,820	91
16	MAHARASHTRA	1,10,486	1,10,486	87,453	79
17	MANIPUR	11,510	11,510	9,654	84
18	MEGHALAYA	5,115	5,115	5,096	100
19	MIZORAM	1,980	1,980	1,980	100
20	NAGALAND	3,455	3,455	3,455	100
21	ORISSA	72,873	71,134	64,769	91
22	PUDUCHERRY	788	788	788	100
23	PUNJAB	26,656	26,656	26,656	100
24	RAJASTHAN	61,119	61,119	55,773	91
25	SIKKIM	1,233	1,233	1,032	84
26	TAMIL NADU	54,439	54,439	54,439	100
27	TRIPURA	9,878	9,878	9,641	98
28	UTTARAKHAND	23,159	23,159	9,210	40
29	UTTAR PRADESH	1,87,517	1,87,517	1,53,132	82
30	WEST BENGAL	1,17,170	1,17,170	1,08,961	93
31	ANDAMAN AND NICOBAR ISLANDS	720	720	696	97
32	CHANDIGARH	500	500	420	84
33	DADRA AND NAGAR HAVELI	253	253	219	87
34	DAMAN AND DIU	107	107	97	91
35	LAKSHADWEEP	107	107	107	100
Grand Total		13,66,624	13,56,027	11,54,240	85

Very Good:(90% or above of targets)

ARUNACHAL PRADESH, DELHI, GOA, GUJARAT, HIMACHAL PRADESH, JHARKHAND, KARNATAKA, KERALA, MADHYA PRADESH, MEGHALAYA, MIZORAM, NAGALAND, ORISSA, PUDUCHERRY, PUNJAB, RAJASTHAN, TAMIL NADU, TRIPURA, WEST BENGAL, ANDAMAN AND NICOBAR ISLANDS, DAMAN AND DIU, LAKSHADWEEP

Good:(Between 80% to 90% targets)

ANDHRA PRADESH, BIHAR, JAMMU AND KASHMIR, MANIPUR, SIKKIM, UTTAR PRADESH, CHANDIGARH, DADRA AND NAGAR HAVELI

Poor:(Below 80% of targets)

ASSAM, CHHATISGARH, HARYANA, MAHARASHTRA, UTTARAKHAND

No. of Urban poor families assisted under Seven Point Charter

Poor Families Assisted

% Achievement of Target

During April-June, 2010

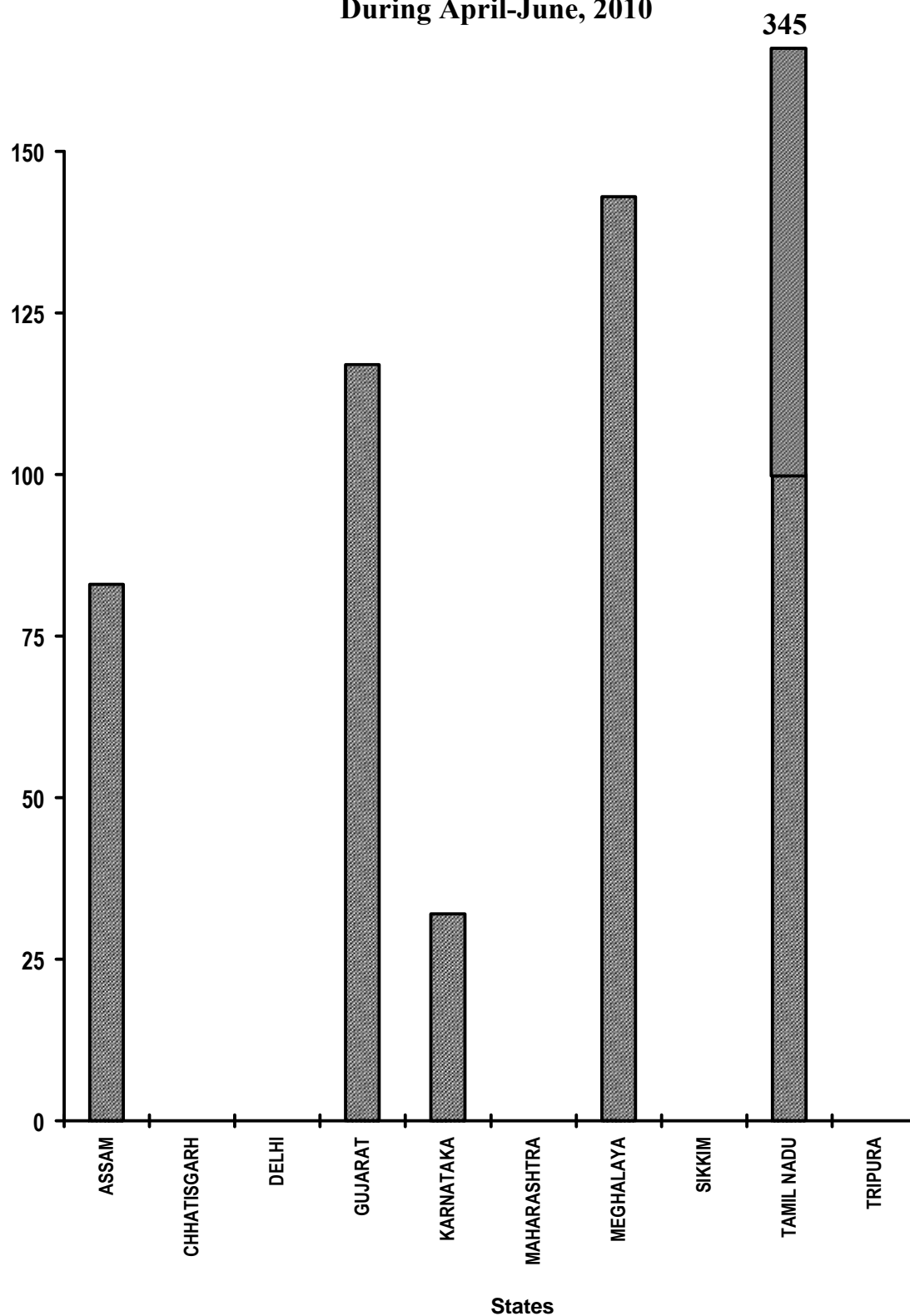


Table - 15

**No. of Urban poor families assisted under Seven Point Charter
Poor Families Assisted
(Unit: Number)**

Sl. No.	State/UT Name	Target *		Achievement April,2010- June,2010	Percent Achievement April,2010- June,2010
		2010-2011	April,2010- June,2010		
(1)	(2)	(3)	(4)	(5)	(5)/(4)
1	ASSAM	250	60	50	83
2	CHHATISGARH	25,000	6,250	0	0
3	DELHI	2,000	499	0	0
4	GUJARAT	1,00,000	25,000	29,150	117
5	KARNATAKA	31,594	7,899	2,508	32
6	MAHARASHTRA	50,037	12,507	0	0
7	MEGHALAYA	1,250	312	447	143
8	SIKKIM	1,200	300	0	0
9	TAMIL NADU	20,000	4,998	17,221	345
10	TRIPURA	2,380	595	0	0
Grand Total		2,33,711	58,420	49,376	85

Very Good:(90% or above of targets)

GUJARAT, MEGHALAYA, TAMIL NADU

Good:(Between 80% to 90% targets)

ASSAM

Poor:(Below 80% of targets)

CHHATISGARH, DELHI, KARNATAKA, MAHARASHTRA, SIKKIM, TRIPURA

* Since the target for 2010-11 have not been received from the concerned Nodal Ministry, the target for the year 2009-10 has been repeated.

Afforestation (Public and Forest Lands)

Area Covered under Plantation

% Achievement of Target

During April-June, 2010

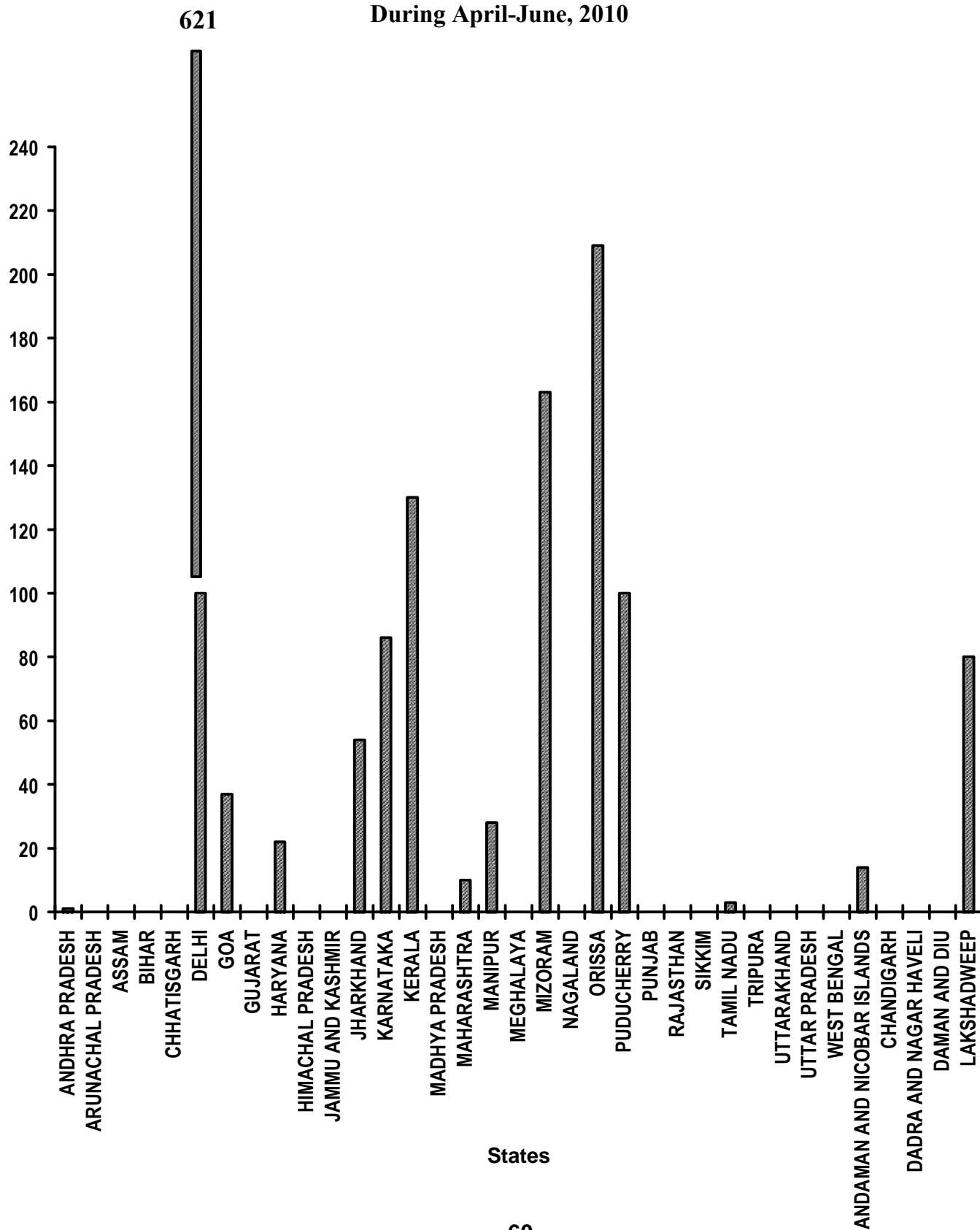


Table - 16(A)

Afforestation (Public and Forest Lands)
Area Covered under Plantation
(Unit: Hectares)

Sl. No.	State/UT Name	Target		Achievement April,2010-June,2010	Percent Achievement April,2010-June,2010
		2010-2011	April,2010-June,2010		
(1)	(2)	(3)	(4)	(5)	(5)/(4)
1	ANDHRA PRADESH	3,40,000	84,999	1,126	1
2	ARUNACHAL PRADESH	10,000	2,499	0	0
3	ASSAM	12,000	3,000	0	0
4	BIHAR	27,000	6,750	0	0
5	CHHATISGARH	1,00,000	24,999	0	0
6	DELHI	100	24	149	621
7	GOA	1,000	249	92	37
8	GUJARAT	1,25,000	31,248	0	0
9	HARYANA	25,000	6,249	1,373	22
10	HIMACHAL PRADESH	24,000	6,000	0	0
11	JAMMU AND KASHMIR	28,000	6,999	0	0
12	JHARKHAND	50,000	12,498	6,733	54
13	KARNATAKA	1,00,000	24,999	21,496	86
14	KERALA	9,000	2,250	2,922	130
15	MADHYA PRADESH	2,70,000	67,500	0	0
16	MAHARASHTRA	1,75,000	43,749	4,484	10
17	MANIPUR	10,000	2,500	710	28
18	MEGHALAYA	3,000	750	0	0
19	MIZORAM	6,000	1,500	2,448	163
20	NAGALAND	6,000	1,500	0	0
21	ORISSA	1,50,000	37,500	78,283	209
22	PUDUCHERRY	50	12	12	100
23	PUNJAB	7,000	1,749	0	0
24	RAJASTHAN	90,000	22,500	0	0
25	SIKKIM	5,000	1,248	0	0
26	TAMIL NADU	60,000	15,000	420	3
27	TRIPURA	12,000	3,000	0	0
28	UTTARAKHAND	35,000	8,748	0	0
29	UTTAR PRADESH	1,00,000	25,000	16	0
30	WEST BENGAL	40,000	9,999	0	0
31	ANDAMAN AND NICOBAR ISLANDS	1,200	300	41	14
32	CHANDIGARH	300	75	0	0
33	DADRA AND NAGAR HAVELI	200	50	0	0
34	DAMAN AND DIU	30	7	0	0
35	LAKSHADWEEP	20	5	4	80
Grand Total		18,21,900	4,55,455	1,20,309	26

Very Good:(90% or above of targets)

DELHI, KERALA, MIZORAM, ORISSA, PUDUCHERRY

Good:(Between 80% to 90% targets)

KARNATAKA, LAKSHADWEEP

Poor:(Below 80% of targets)

ANDHRA PRADESH, ARUNACHAL PRADESH, ASSAM, BIHAR, CHHATISGARH, GOA, GUJARAT, HARYANA, HIMACHAL PRADESH, JAMMU AND KASHMIR, JHARKHAND, MADHYA PRADESH, MAHARASHTRA, MANIPUR, MEGHALAYA, NAGALAND, PUNJAB, RAJASTHAN, SIKKIM, TAMIL NADU, TRIPURA, UTTARAKHAND, UTTAR PRADESH, WEST BENGAL, ANDAMAN AND NICOBAR ISLANDS, CHANDIGARH, DADRA AND NAGAR HAVELI, DAMAN AND DIU

Afforestation (Public and Forest Lands)

Seedlings planted

% Achievement of Target

During April-June, 2010

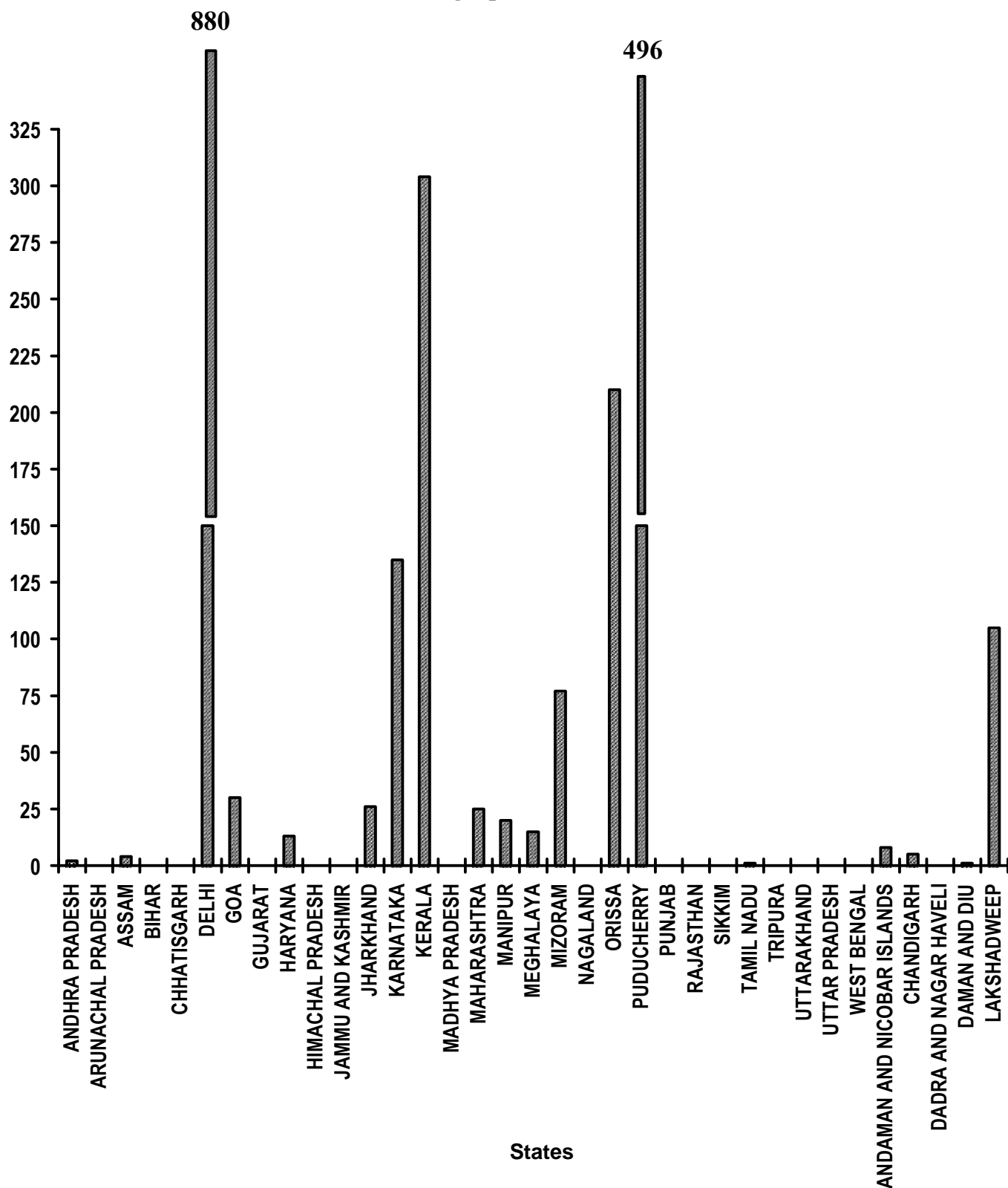


Table - 16(B)

Afforestation (Public and Forest Lands)
Seedlings planted
 (Unit: Number)

Sl. No.	State/UT Name	Target		Achievement April,2010-June,2010	Percent Achievement April,2010-June,2010
		2010-2011	April,2010-June,2010		
(1)	(2)	(3)	(4)	(5)	(5)/(4)
1	ANDHRA PRADESH	22,10,00,000	5,52,50,001	13,00,000	2
2	ARUNACHAL PRADESH	65,00,000	16,25,001	0	0
3	ASSAM	78,00,000	19,50,000	70,000	4
4	BIHAR	1,75,49,000	43,87,500	0	0
5	CHHATISGARH	6,50,00,000	1,62,50,001	0	0
6	DELHI	65,000	16,251	1,43,000	880
7	GOA	6,50,000	1,62,500	48,000	30
8	GUJARAT	8,12,50,000	2,03,12,499	0	0
9	HARYANA	1,62,50,000	40,62,501	5,24,000	13
10	HIMACHAL PRADESH	1,56,00,000	39,00,000	0	0
11	JAMMU AND KASHMIR	1,82,00,000	45,50,001	0	0
12	JHARKHAND	3,25,00,000	81,24,999	21,31,460	26
13	KARNATAKA	6,50,00,000	1,62,50,001	2,19,58,000	135
14	KERALA	58,50,000	14,62,500	44,52,321	304
15	MADHYA PRADESH	17,55,00,000	4,38,75,000	0	0
16	MAHARASHTRA	11,37,50,000	2,84,37,501	72,29,000	25
17	MANIPUR	65,00,000	16,25,000	3,27,900	20
18	MEGHALAYA	19,50,000	4,87,500	74,000	15
19	MIZORAM	39,00,000	9,75,000	7,53,000	77
20	NAGALAND	39,00,000	9,75,000	0	0
21	ORISSA	9,75,00,000	2,43,75,000	5,12,79,000	210
22	PUDUCHERRY	33,000	8,250	40,960	496
23	PUNJAB	45,50,000	11,37,501	0	0
24	RAJASTHAN	5,85,00,000	1,46,25,000	0	0
25	SIKKIM	32,50,000	8,12,499	0	0
26	TAMIL NADU	3,90,00,000	97,50,000	62,350	1
27	TRIPURA	78,00,000	19,50,000	46	0
28	UTTARAKHAND	2,27,50,000	56,87,499	0	0
29	UTTAR PRADESH	6,50,00,000	1,62,50,000	16,800	0
30	WEST BENGAL	2,60,00,000	65,00,001	0	0
31	ANDAMAN AND NICOBAR ISLANDS	7,80,000	1,95,000	15,234	8
32	CHANDIGARH	1,95,000	48,750	2,231	5
33	DADRA AND NAGAR HAVELI	1,30,000	32,500	0	0
34	DAMAN AND DIU	20,000	5,001	30	1
35	LAKSHADWEEP	13,000	3,250	3,417	105
Grand Total		1,18,42,35,000	29,60,59,007	9,04,30,749	31

Very Good:(90% or above of targets)

DELHI, KARNATAKA, KERALA, ORISSA, PUDUCHERRY, LAKSHADWEEP

Poor:(Below 80% of targets)

ANDHRA PRADESH, ARUNACHAL PRADESH, ASSAM, BIHAR, CHHATISGARH, GOA, GUJARAT, HARYANA, HIMACHAL PRADESH, JAMMU AND KASHMIR, JHARKHAND, MADHYA PRADESH, MAHARASHTRA, MANIPUR, MEGHALAYA, MIZORAM, NAGALAND, PUNJAB, RAJASTHAN, SIKKIM, TAMIL NADU, TRIPURA, UTTARAKHAND, UTTAR PRADESH, WEST BENGAL, ANDAMAN AND NICOBAR ISLANDS, CHANDIGARH, DADRA AND NAGAR HAVELI, DAMAN AND DIU

Rural Roads - PMGSY

Length of Road Constructed

% Achievement of Target

During April-June, 2010

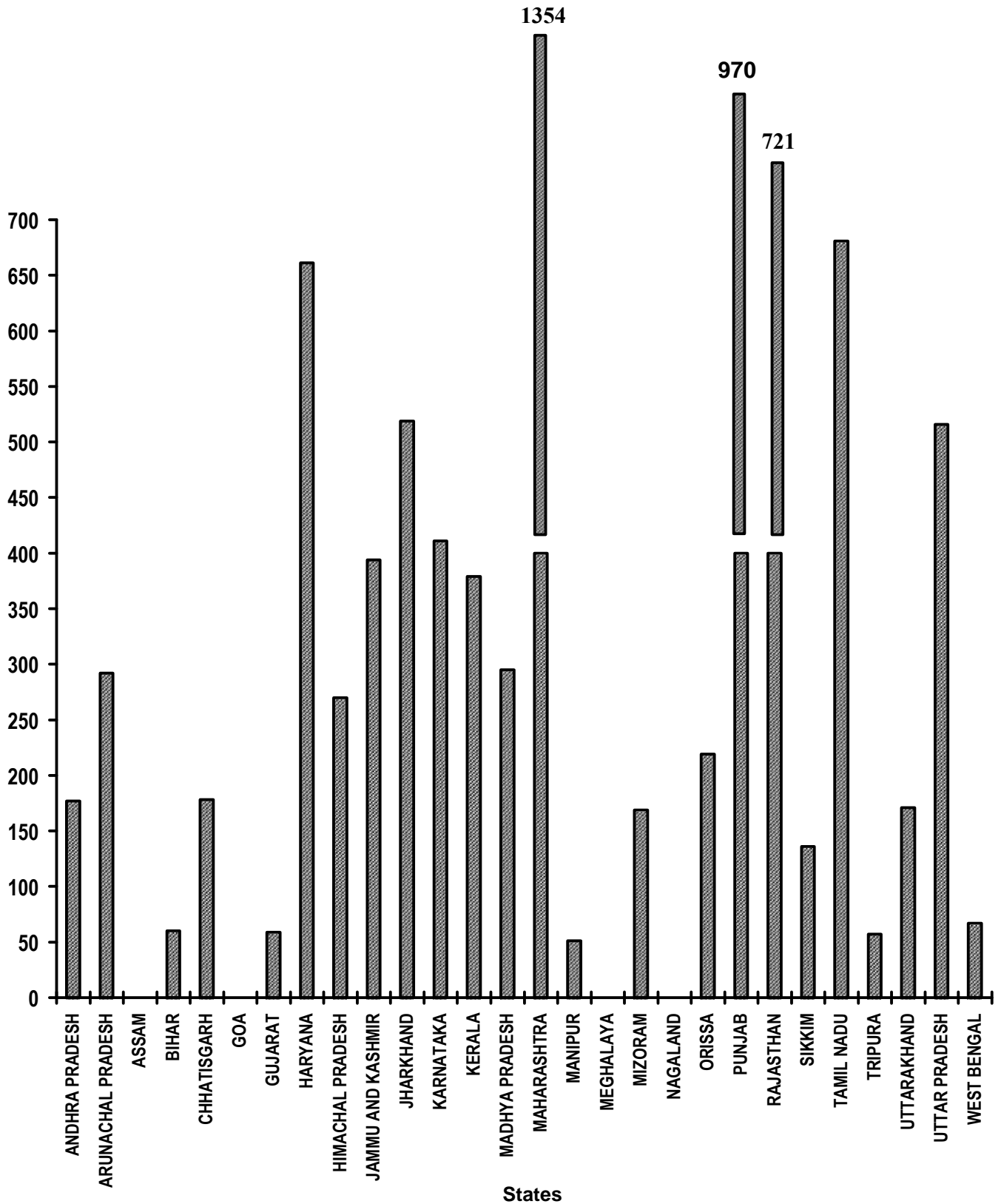


Table - 17

Rural Roads - PMGSY
Length of Road Constructed
(Unit: Kilometer)

Sl. No.	State/UT Name	Target		Achievement April,2010-June,2010	Percent Achievement April,2010-June,2010
		2010-2011	April,2010-June,2010		
(1)	(2)	(3)	(4)	(5)	(5)/(4)
1	ANDHRA PRADESH	1,975	296	525	177
2	ARUNACHAL PRADESH	178	26	76	292
3	ASSAM	1,877	282	0	0
4	BIHAR	5,344	802	479	60
5	CHHATISGARH	1,820	273	485	178
6	GOA	-	-	0	-
7	GUJARAT	597	90	53	59
8	HARYANA	150	23	152	661
9	HIMACHAL PRADESH	594	89	240	270
10	JAMMU AND KASHMIR	366	54	213	394
11	JHARKHAND	1,482	222	1,153	519
12	KARNATAKA	1,000	150	617	411
13	KERALA	157	24	91	379
14	MADHYA PRADESH	4,622	693	2,044	295
15	MAHARASHTRA	592	89	1,205	1,354
16	MANIPUR	517	78	40	51
17	MEGHALAYA	64	10	0	0
18	MIZORAM	212	32	54	169
19	NAGALAND	171	26	0	0
20	ORISSA	4,327	649	1,419	219
21	PUNJAB *	365 *	53	514	970
22	RAJASTHAN	1,005	151	1,089	721
23	SIKKIM	147	22	30	136
24	TAMIL NADU	1,020	153	1,042	681
25	TRIPURA	609	91	52	57
26	UTTARAKHAND	320	48	82	171
27	UTTAR PRADESH	2,707	406	2,094	516
28	WEST BENGAL	2,237	335	223	67
Grand Total		34,455	5,167	13,972	270

Very Good:(90% or above of targets)

ANDHRA PRADESH, ARUNACHAL PRADESH, CHHATISGARH, HARYANA, HIMACHAL PRADESH, JAMMU AND KASHMIR, JHARKHAND, KARNATAKA, KERALA, MADHYA PRADESH, MAHARASHTRA, MIZORAM, ORISSA, PUNJAB, RAJASTHAN, SIKKIM, TAMIL NADU, UTTARAKHAND, UTTAR PRADESH

Poor:(Below 80% of targets)

ASSAM, BIHAR, GUJARAT, MANIPUR, MEGHALAYA, NAGALAND, TRIPURA, WEST BENGAL

Note: * Targets for the year 2010-11 have not received from concerned nodal Ministry so previous year's targets repeated provisionally.

Rajiv Gandhi Grameen Vidyutikaran Yojana

Villages electrified
% Achievement of Target
During April-June, 2010

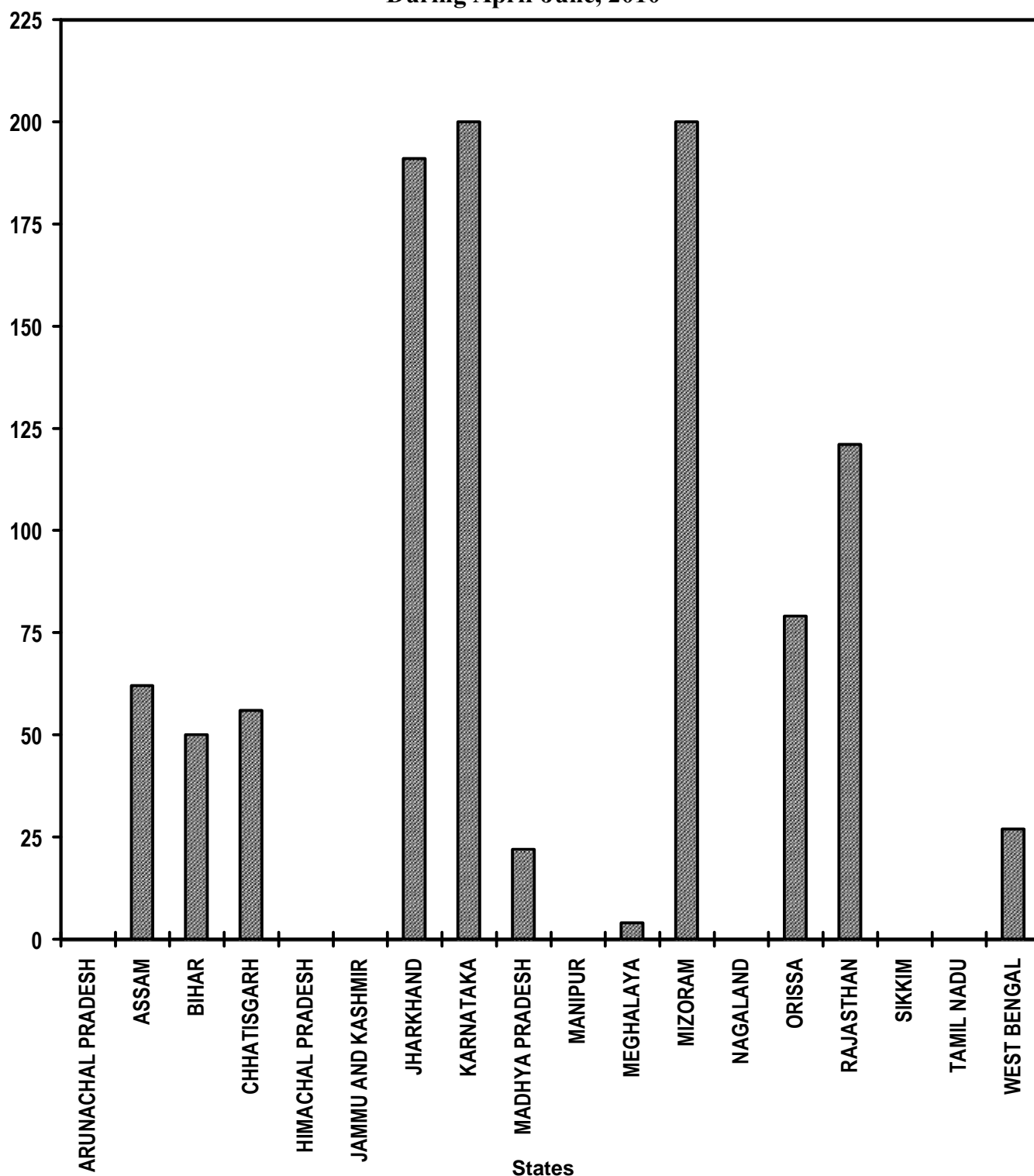


Table - 18

Rajiv Gandhi Grameen Vidyutikaran Yojana
Villages electrified
 (Unit: Number)

Sl. No.	State/UT Name	Target		Achievement April,2010-June,2010	Percent Achievement April,2010-June,2010
		2010-2011	April,2010-June,2010		
(1)	(2)	(3)	(4)	(5)	(5)/(4)
1	ARUNACHAL PRADESH	600	150	0	0
2	ASSAM	2,380	594	369	62
3	BIHAR	1,723	429	215 *	50
4	CHHATISGARH	41	9	5	56
5	HIMACHAL PRADESH	20	3	0	0
6	JAMMU AND KASHMIR	75	18	0	0
7	JHARKHAND	4,650	1,161	2,212	191
8	KARNATAKA	10	3	6	200
9	MADHYA PRADESH	150	36	8 *	22
10	MANIPUR	150	36	0	0
11	MEGHALAYA	200	48	2	4
12	MIZORAM	40	9	18	200
13	NAGALAND	25	6	0	0
14	ORISSA	6,773	1,692	1,340	79
15	RAJASTHAN	550	136	165	121
16	SIKKIM	5	1	0	0
17	TAMIL NADU	48	12	0	0
18	WEST BENGAL	60	15	4	27
Grand Total		17,500	4,358	4,344	100

Very Good:(90% or above of targets)

JHARKHAND, KARNATAKA, MIZORAM, RAJASTHAN

Poor:(Below 80% of targets)

ARUNACHAL PRADESH, ASSAM, BIHAR, CHHATISGARH, HIMACHAL PRADESH, JAMMU AND KASHMIR, MADHYA PRADESH, MANIPUR, MEGHALAYA, NAGALAND, ORISSA, SIKKIM, TAMIL NADU, WEST

* Figures furnished by Ministry of Power

Energising Pump sets

Pumps sets energized

% Achievement of Target

During April-June, 2010

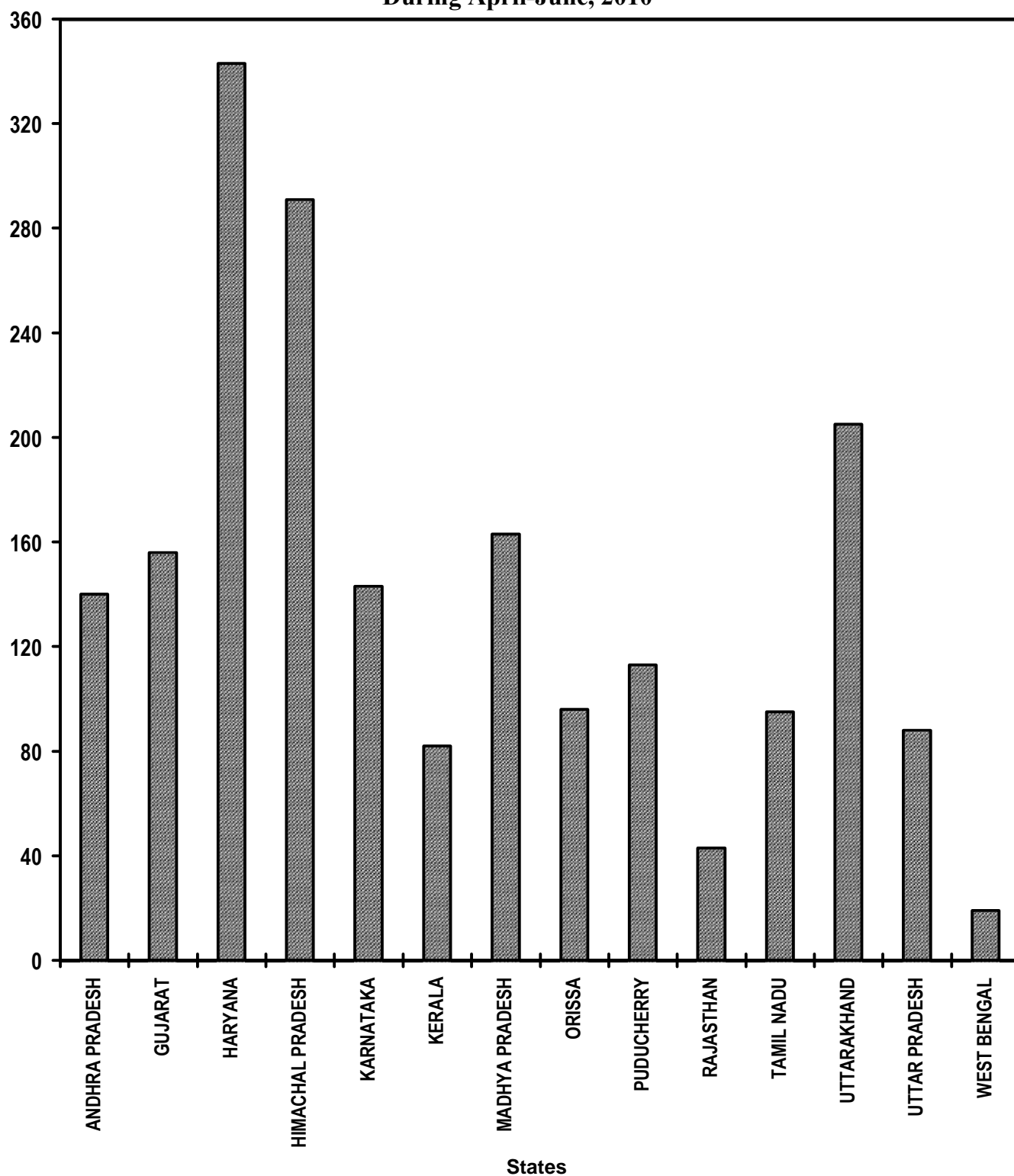


Table - 19
Energising pump sets
Pumps sets energized
(Unit: Number)

Sl. No.	State/UT Name	Target *		Achievement April,2010-June,2010	Percent Achievement April,2010-June,2010
		2010-2011	April,2010-June,2010		
(1)	(2)	(3)	(4)	(5)	(5)/(4)
1	ANDHRA PRADESH	50,000	12,500	17,493	140
2	GUJARAT	20000 *	4,998	7,788	156
3	HARYANA	15000 *	3,750	12,854	343
4	HIMACHAL PRADESH	657	165	480	291
5	KARNATAKA	18,000	4,500	6,433	143
6	KERALA	12,000	3,000	2,461	82
7	MADHYA PRADESH	10,806	2,700	4,392	163
8	ORISSA	1,600	400	382	96
9	PUDUCHERRY	35	8	9	112
10	RAJASTHAN	45,000	11,250	4,889	43
11	TAMIL NADU	15000 *	3,750	3,549	95
12	UTTARAKHAND	350	87	178	205
13	UTTAR PRADESH	22,000	5,500	4,837	88
14	WEST BENGAL	422 *	105	20	19
Grand Total		2,10,870	52,713	65,765	125

Very Good:(90% or above of targets)

ANDHRA PRADESH, GUJARAT, HARYANA, HIMACHAL PRADESH, KARNATAKA, MADHYA PRADESH,

Good:(Between 80% to 90% targets)

KERALA, UTTAR PRADESH

Poor:(Below 80% of targets)

RAJASTHAN, WEST BENGAL

* Targets of above only 4 States have been received & remaining State' s targets for 2010-11 have not been received from the concerned Nodal Ministry,so the target for the year 2009-10 has been repeated provisionally.

Supply of Electricity

Electricity supplied

% Achievement of Target

During April-June, 2010

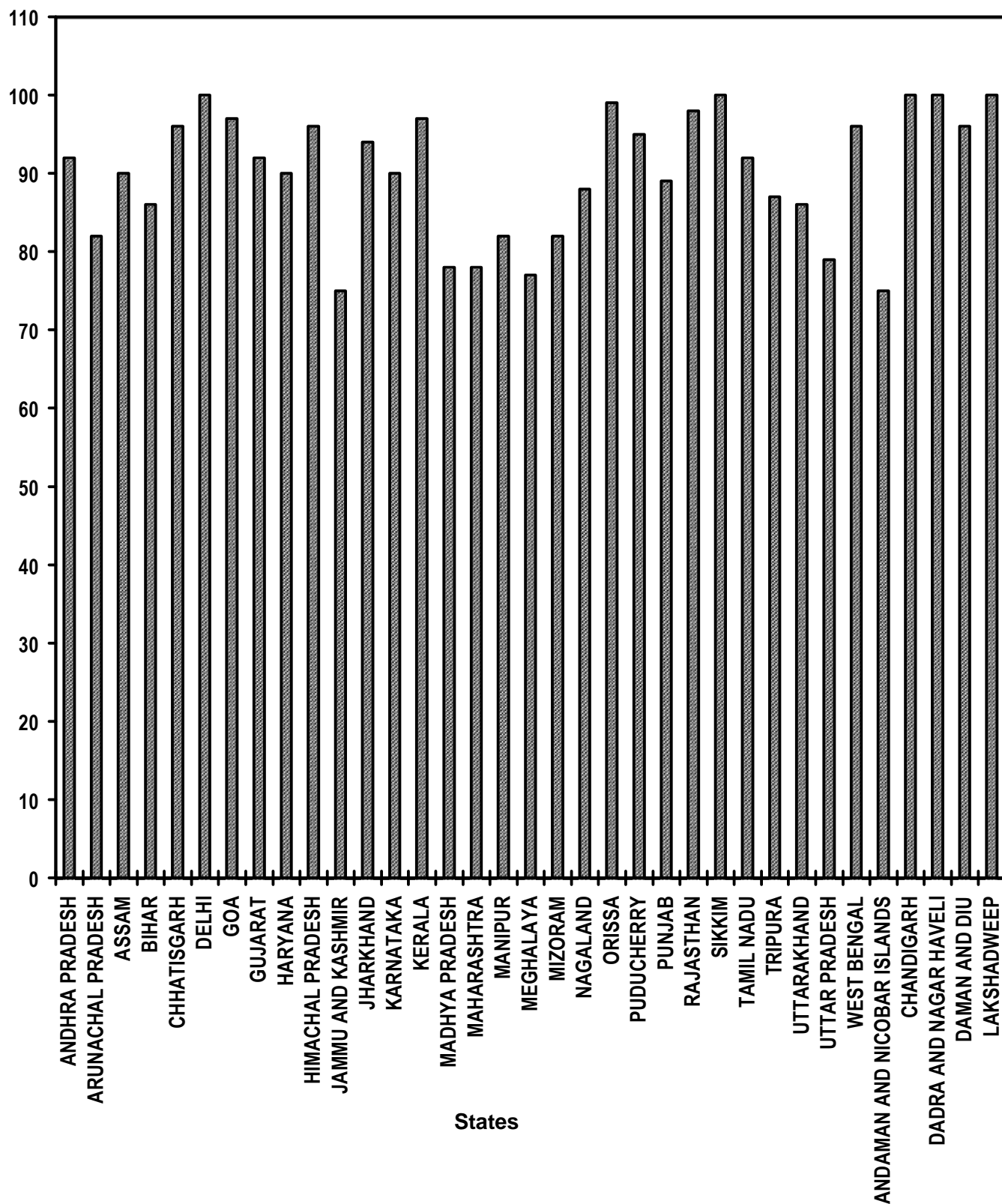


Table - 20

Supply of Electricity

Sl. No.	State/UT Name	Electricity demanded (Million Units) April,2010- June,2010	Electricity supplied (Million Units) April,2010- June,2010	Shortage observed (Million Units) April,2010- June,2010	Percentage of Electricity Supplied
(1)	(2)	(3)	(4)	(5)	(6)
1	ANDHRA PRADESH	20,109	18,406	1,703	92
2	ARUNACHAL PRADESH	109	89	20	82
3	ASSAM	1,252	1,132	120	90
4	BIHAR	2,949	2,529	420	86
5	CHHATISGARH	2,367	2,279	88	96
6	DELHI	7,663	7,633	30	100
7	GOA	843	814	29	97
8	GUJARAT	19,268	17,733	1,535	92
9	HARYANA	8,456	7,615	841	90
10	HIMACHAL PRADESH	1,826	1,759	67	96
11	JAMMU AND KASHMIR	3,326	2,479	847	75
12	JHARKHAND	1,461	1,372	89	94
13	KARNATAKA	12,198	10,934	1,264	90
14	KERALA	4,526	4,412	114	97
15	MADHYA PRADESH	11,118	8,624	2,494	78
16	MAHARASHTRA	34,891	27,134	7,757	78
17	MANIPUR	129	106	23	82
18	MEGHALAYA	311	239	72	77
19	MIZORAM	84	69	15	82
20	NAGALAND	134	118	16	88
21	ORISSA	5,464	5,411	53	99
22	PUDUCHERRY	545	516	29	95
23	PUNJAB	11,946	10,669	1,277	89
24	RAJASTHAN	11,049	10,811	238	98
25	SIKKIM	91	91	0	100
26	TAMIL NADU	20,155	18,519	1,636	92
27	TRIPURA	216	188	28	87
28	UTTARAKHAND	2,473	2,137	336	86
29	UTTAR PRADESH	19,838	15,722	4,116	79
30	WEST BENGAL	9,653	9,257	396	96
31	ANDAMAN AND NICOBAR ISLANDS	60	45	15	75
32	CHANDIGARH	443	443	0	100
33	DADRA AND NAGAR HAVELI	1,068	1,068	0	100
34	DAMAN AND DIU	494	476	18	96
35	LAKSHADWEEP	6	6	0	100
Grand Total		2,16,521	1,90,835	25,686	88

Very Good:(90% or above of targets)

ANDHRA PRADESH, ASSAM, CHHATISGARH, DELHI, GOA, GUJARAT, HARYANA, HIMACHAL PRADESH, JHARKHAND, KARNATAKA, KERALA, ORISSA, PUDUCHERRY, RAJASTHAN, SIKKIM, TAMIL NADU, WEST BENGAL, CHANDIGARH, DADRA AND NAGAR HAVELI, DAMAN AND DIU, LAKSHADWEEP

Good:(Between 80% to 90% targets)

ARUNACHAL PRADESH, BIHAR, MANIPUR, MIZORAM, NAGALAND, PUNJAB, TRIPURA, UTTARAKHAND

Poor:(Below 80% of targets)

JAMMU AND KASHMIR, MADHYA PRADESH, MAHARASHTRA, MEGHALAYA, UTTAR PRADESH, ANDAMAN AND NICOBAR ISLANDS

LIST OF ITEMS COVERED UNDER (TPP) - 2006

Point No.	Item No.	Name of the Points/Items
I.		Garibi Hatao [Poverty Eradication]
		Rural Areas
	1.	Employment generation under the <i>Mahatma Gandhi National Rural Employment Guarantee Act (MGNREGA)</i>
	2.	Swaranjayanti Gram Swarojgar Yojana
	3.	Rural Business Hubs in Partnership with Panchayats
	4.	Self help Groups
		Urban Areas
	5.	Swaranjayanti Shehari Rojgar Yojana
II.		Jan Shakti (Power to People)
	6.	Local Self Government (Panchayati Raj and Urban Local Bodies) <ul style="list-style-type: none"> - Activity Mapping for devolution of functions - Budget Flow of Funds - Assignment of Functionaries
	7.	Quick and Inexpensive Justice – Gram Nyayalayas and Nyaya Panchayats.
	8.	District Planning Committees.
III.		Kisan Mitra [Support to Farmers]
	9.	Water shed development
	10.	Marketing and infrastructural support to farmers
	11.	Irrigation facilities (including minor and micro irrigation) for agriculture
	12.	Credit to farmers
	13.	Distribution of waste land to the landless
IV.		Shramik Kalyan [Labour Welfare]
	14.	Social Security for Agricultural and Unorganised Labour
	15.	Minimum Wages Enforcement (including Farm Labour)
	16.	Prevention of Child Labour
	17.	Welfare of Women Labour
V.		Khadya Suraksha [Food Security]
	18.	<i>Food Security:</i> <ul style="list-style-type: none"> (i) Targeted Public Distribution system, (ii) Antyodaya Anna Yojana, (iii) Establishing Grain banks in chronically food scarcity areas
VI.		Subke Liye Aawas [Housing for All]
	19	Rural Housing - Indira Awaas Yojana
	20.	EWS/LIG Houses in Urban Areas

Contd.....

Point No.	Item No.	Name of the Points/Items
VII.		Shudh Peya Jal [Clean Drinking Water]
	21.	Rural Areas. - Accelerated Rural Water Supply Programme
	22.	Urban Areas: - Accelerated Urban Water Supply Programme
VIII.		Jan Jan Ka Swasthya [Health for All]
	23.	Control and prevention of major diseases: (a) HIV/AIDS (b) TB (c) Malaria (d) Leprosy (e) Blindness
	24.	National Rural Health Mission
	25.	Immunisation of Children
	26.	Sanitation Programme in - Rural Areas - Urban areas
	27.	Institutional Delivery
	28.	Prevention of Female Foeticide
	29.	Supplementary nutrition for Mothers and Children
	30.	Two Child norms
IX.		Sabke Liye Shiksha [Education for All]
	31.	Sarv Shiksha Abhiyan - Compulsory Elementary Education
	32.	Mid Day Meal Scheme
X.		Anusuchit Jaati, Jan Jaati, Alp-sankhyak evam Anya Pichhra Varg Kalyan [Welfare of Scheduled Castes, Scheduled Tribes, Minorities and OBCs]
	33.	SC Families Assisted
	34.	Rehabilitation of Scavengers
	35.	ST Families Assisted
	36.	Rights of Forest dwellers – Owners of minor forest produce
	37.	Particularly Vulnerable Tribal Groups (PTGs)
	38.	No alienation of Tribal lands
	39.	Implementation of Panchayats (Extension to Scheduled Areas) Act [PESA]
	40.	Welfare of Minorities
	41.	Professional education among all minority communities
	42.	Reservation of OBCs in - Education - Employment
XI.		Mahila Kalyan [Women Welfare]
	43.	Financial Assistance for Women Welfare
	44.	Improved participation of women in (a) Panchayats (b) Municipalities (c) State Legislatures (d) Parliament

Contd.....

Point No.	Item No.	Name of the Points/Items
XII.		Bal Kalyan (Child Welfare)
	45.	Universalisation of ICDS Scheme
	46.	Functional Anganwadis
XIII.		Yuva Vikas [Youth Development]
	47.	Sports for all in Rural and Urban areas
	48.	Rashtriya Sadbhavana Yojana
	49.	National Service Scheme
XIV.		Basti Sudhar [Improvement of Slums]
	50.	Number of Urban poor families assisted under seven point charter viz. land tenure, housing at affordable cost, water, sanitation, health, education, and social security.
XV.		Paryavaran Sanrakshan evam Van Vridhi [Environment Protection and Afforestation]
	51.	Afforestation (a) Area Covered under Plantation on - Public and Forest Lands (b) Number of Seedlings planted on -Public and Forest Lands
	52.	Prevention of pollution of Rivers and water bodies
	53.	Solid and liquid waste management in - Rural Areas - Urban Areas
XVI.		Samajik Suraksha [Social Security]
	54.	Rehabilitation of handicapped and orphans.
	55.	Welfare of the aged
XVII.		Grameen Sadak [Rural Roads]
	56.	Rural Roads - PMGSY
XVIII.		Grameen Oorja [Energization of Rural Area]
	57.	Bio-diesel Production
	58.	Rajiv Gandhi Grameen Vidyutikaran Yojana
	59.	Renewable Energy
	60.	Energising Pump sets
	61.	Supply of Electricity
	62.	Supply of Kerosene and LPG
XIX.		Pichhara Kshetra Vikas [Development of Backward Areas]
	63.	Backward Regions Grants Fund
XX.		e- Shasan [IT enabled e-Governance]
	64.	Central and State Governments
	65.	Panchayats and Municipalities

ABBREVIATIONS USED

AAY	Antyodaya Anna Yojana
ARWSP	Accelerated Rural Water Supply Programme
DDRS	Deen Dayal Rehabilitation Scheme
EWS	Economically Weaker Section
IAY	Indira Awaas Yojana
ICDS	Integrated Child Development Scheme
LIG	Low Income Group
MWE	Minimum Wages Enforcement
NC	Not Covered
NREGS	National Rural Employment Guarantee Scheme
PC	Partially Covered
PMGSY	Prime Minister Grameen Sadak Yojana
SC	Scheduled Caste
RGVY	Rajiv Gandhi Grameen Vidyutikaran Yojana
SGRY	Sampoorna Grameen Rojgar yojana
SGSY	Swaranjayanati Gram Swarojgar Yojana
SHG	Self Help Groups
ST	Scheduled Tribe
TPDS	Targeted Public Distribution system