

TWENTY POINT PROGRAMME-2006
PROGRESS REPORT
FOR THE PERIOD
APRIL – DECEMBER 2015



GOVERNMENT OF INDIA
MINISTRY OF STATISTICS AND PROGRAMME IMPLEMENTATION
SARDAR PATEL BHAWAN, SANSAD MARG,
NEW DELHI-110 001

Website: www.mospi.gov.in

CONTENTS

	Page No.
I. Introduction	1
PART-I Overall Performance Analysis	
II. Progress Report	2
III. Highlights of Performance	3
Table - A: All India Performance	7
Table - B : State-wise Performance	8
Table - C : State -wise and Item-wise Performance	14
PART- II Performance Tables	
Table No.	Description of Item
1	Employment Generation - <i>MGNREGA</i>
2(A)	Number of SHGs promoted (new and revived) during the financial year (NRLM)
2(B)	Number of SHGs provided Revolving Fund (RF) during the financial year (NRLM)
2(C)	Number of SHGs provided Community Investment Fund (CIF) during the financial year (NRLM)
3(A)	Distribution of Waste Land to the Landless
3(B)	Waste Land distributed to SC, ST and others
4(A)	Minimum Wages Enforcement (including Farm Labour)
	(i) Inspections made (ii) Irregularities detected
	(iii) Irregularities rectified
4(B)	Minimum Wages Enforcement (including Farm Labour)
	(i) Claims Filed (ii) Claims Settled
4(C)	Minimum Wages Enforcement (including Farm Labour)
	(i) Prosecution cases pending (ii) Prosecution cases filed
	(iii) Prosecution cases decided
5(A)	<i>Food Security</i> : Targeted Public Distribution System (TPDS) for AAY, APL & BPL,
5(B)	<i>Food Security</i> : TPDS for Antyodaya Anna Yojana (AAY) only
5(C)	<i>Food Security</i> : TPDS for Below Poverty Line (BPL) only
5(D)	<i>Food Security</i> : NFSA for Normal
5(E)	<i>Food Security</i> : NFSA for Tide Over
6	Rural Housing : Indira Awaas Yojana (IAY)

Contd...

Table No.	Description of Item	Page No.
7	EWS/LIG Houses in Urban Areas	47
8	National Rural Drinking Water Programme (NRDWP)	
8(A)	Coverage of Habitations (Partially Covered & Slipped back)	49
8(B)	Coverage of Water Quality Affected Habitations	51
9	Sanitation Programme in Rural Areas	53
10	Institutional Delivery	54
11(A)	SC Families assisted under SCA to SCSP & NSFDC	55
11(B)	SC Students assisted under Post-Matric Scholarship	57
12	Universalization of ICDS Scheme	58
13	Functional Anganwadis	60
14	Number of Urban Poor Families assisted under Seven Point Charter	62
15(A)	Afforestation- Area Covered under Plantation (Public and Forest Lands)	63
15(B)	Afforestation: Seedlings Planted (Public and Forest Lands)	65
16	Rural Roads Constructed under (PMGSY)	67
17	Deendayal Upadhyaya Gram Jyoti Yojana (DDUGJY)	69
18	Energising Pump sets	71
19	Supply of Electricity	73
Annexures		
Annexure – 1 : List of Twenty Points.		75
Annexure – 2 : List of 65 items to be monitored under TPP-2006		76
Annexure – 3 : List of Quarterly Monitored Items.		79
Annexure – 4 : Status of receipt of targets for Quarterly Monitored Items.		81
Annexure – 5 : List of items/parameters identified for appraisal.		85
Annexure – 6: List of items under TPP-2006 yet to be operationalised		87
Annexure – 7 : Abbreviations used		88

Twenty Point Programme – 2006

An Introduction

The Twenty Point Programme (TPP) was launched by the Government of India in the year 1975 and was restructured in 1982, 1986 and again in 2006. The restructured programme, known as Twenty Point Programme (TPP) – 2006, became operational with effect from 1st April 2007. The programme is meant to give a thrust to schemes relating to poverty alleviation, employment generation in rural areas, housing, education, health & family welfare, protection of environment and many other schemes having a bearing on the quality of life, especially in the rural areas.

2. Twenty Point Programme (TPP) – 2006 originally consisted of 20 Points (**Annexure-1**) and 66 items being monitored individually by Central Nodal Ministries concerned. Up to 2007-08, out of 66 items, 22 items were monitored on monthly basis. In April 2008 *Sampoorna Grameen Rozgar Yojana* (SGRY) has been merged with another item namely *National Rural Employment Guarantee Act* which has now been renamed as *Mahatma Gandhi National Rural Employment Guarantee Act* from 31st 2009. Further, in the 12th Plan *Swarnajayanti Gram Swarozgar Yojana* (SGSY) has been modified and renamed as National Rural Livelihood Mission (NRLM). Targeted Public Distribution System (TPDS) is being gradually replaced with National Food Security Act (NFSA). Presently, 65 items are monitored under TPP-2006. These 65 items consist of 162 identified parameters. The list of 65 items is enclosed at **Annexure-2**.

3. Out of 65 items, 19 items (earlier 20) measured on 37 parameters are being monitored on quarterly basis during the period 2015-16, of which 21 parameters are monitored against the targets fixed at the beginning of financial year by the Central Nodal Ministries and State Governments (information in respect of 15 items is being collected from various States/ UTs and for remaining 4 items from the concerned Central Nodal Ministries) (**Annexure-3&4**). For the purpose of quarterly performance, these 21 identified parameters have been taken (**Annexure-5**). The remaining items under TPP-2006 are being monitored on annual basis as the information in respect of these items is made available by the concerned Central Nodal Ministries only on annual basis.

4. Some of the schemes/programmes are yet to be operationalised by the Central Nodal Ministries concerned. These items will be monitored only after the schemes come into existence and their frequency of monitoring will also be decided later. The details of such items are available at **Annexure-6**.

5. The monitoring mechanism for TPP-2006 consists of Block level monitoring in addition to District, State and Central level monitoring. Most of the States/Union Territories have constituted Block, District and State level monitoring committees. At the Centre, the progress of individual items is monitored and reviewed by the Departments/Ministries concerned. The Ministry of Statistics & Programme Implementation (MOSPI) monitors the programme/ schemes covered under TPP-2006 on the basis of performance reports received from State Governments and Central Nodal Ministries.

Twenty Point Programme-2006

Progress Report – (April –December 2015)

1. This progress report of Twenty Point Programme-2006 consists of two parts: **Part-I** contains an analysis of the overall performance, whereas **Part-II** deals with item-wise performance.
2. The report is compiled on the basis of data received from the Central Nodal Ministries and State Governments/UT Administrations. Presently, 21 parameters are taken for quarterly performance analysis. The data is received either through web enabled software developed by National Informatics Centre (NIC) Cell in this Ministry or through fax/e-mail/post. The processing of data has been done in association with NIC Cell.
3. The analysis for the period **April-December 2015** shows that the performance under **fifteen items/parameters** has been '**Very Good**' (90% or above the targets). These items/parameters are:
 - (i) Pumps sets energized
 - (ii) Seedlings planted (Public and Forest Lands)
 - (iii) SC families assisted - under SCA to SCSP & NSFDC
 - (iv) Area Covered under Plantation (Public and Forest Lands)
 - (v) Road constructed- PMGSY
 - (vi) Houses constructed - IAY
 - (vii) Villages electrified - DDUGJY
 - (viii) Food Security - Targeted Public Distribution System (only BPL)
 - (ix) Food security-Targeted Public Distribution system (only AAY)
 - (x) ICDS Blocks Operational (Cum.)
 - (xi) Supply of Electricity
 - (xii) Anganwadis Functional (Cum.)
 - (xiii) Food security-Targeted Public Distribution system (APL+BPL+AAY)
 - (xiv) Number of SHGs provided Revolving Fund (RF) during the financial year - NRLM
 - (xv) Number of SHGs promoted (new and revived) during the financial year – NRLM
4. There are **two** items/parameters in the category of '**Good**' (80% to 90% of target). These items/parameters are:
 - (i) Food security-National Food Security Act (Tide Over)-NFSA
 - (ii) Food security-National Food Security Act (Normal)-NFSA
5. The performance of **four items/parameters** has been '**Poor**' (below 80% of target). These items/parameters are:
 - (i) Houses constructed - EWS/LIG
 - (ii) Habitations covered (Partially covered & Slipped back) - NRDWP
 - (iii) Number of SHGs provided Community Investment Fund (CIF) during the financial year – NRLM
 - (iv) Coverage of water quality affected habitations - NRDWP
6. Some of items under TPP-2006 namely *Mahatma Gandhi National Rural Employment Guarantee Act (MGNREGA)*, *Sanitation Programme in Rural Area* and *Institutional Delivery* are demand driven, whereas for items like *Distribution of Wasteland to the landless* and *Minimum Wages Enforcement (including Farm Labour)*, concerned administrative Ministries are not in position to provide State/UT-wise targets, as such all these items are being monitored without any targets. Quarterly targets have been worked out on prorata basis. The parameter "No. of Urban Poor Families Assisted under Seven Point Charter" has been changed from targetable to non-targetable w.e.f April 2015.

TWENTY POINT PROGRAMME - 2006

PART - I

OVERALL PERFORMANCE ANALYSIS

HIGHLIGHTS OF PERFORMANCE

Sl. No.	Item	Achievement for April- December 2015
1- Employment Generated under MGNREGS.		
	(i) No. of Job cards issued	45,07,266
	(ii) Employment generated	120 Crore man days
	(iii) Wages given	Rs.19525.30 Crore
2- National Rural Livelihood Mission (NRLM)		
	(i) Number of SHGs promoted (new and revived) during the financial year	1,78,307
	(ii) Number of SHGs provided Revolving Fund (RF) during the financial year	95,680
	(iii) Number of SHGs provided Community Investment Fund (CIF) during the financial year	51,021
3- Distribution of waste land to the landless		
	Land distributed	2,210 hectare
4- Minimum Wages Enforcement (Including Farm Labour)		
	(i) No. of Inspections made	1,49,160
	(ii) No. of Irregularities detected	19,204
	(iii) No. of Irregularities rectified	18,126
	(iv) No. of Claims filed	5,668
	(v) No. of Claims settled	5,539
	(vi) No. of Prosecution cases pending	18,488
	(vii) No. of Prosecution cases filed	1,631
	(viii) No. of Prosecution cases decided	834
5- Food Security: (i) TPDS/ NFSA		
	(i) Food Security: Targeted Public Distribution System (TPDS)	367.15 lakh tonnes
	(ii) Food Security: Antyodaya Anna Yojana (AAY)	40.95 lakh tonnes
	(iii) Food Security: Below Poverty Line (BPL)	74.82 lakh tonnes
	(iv) NFSA (Normal)	1,63.86 lakh tonnes
	(v) NFSA (Tide Over)	3.01 lakh tonnes
6- Rural Housing-Indira Awaas Yojana		
	No. of Houses constructed	13,89,245
7- EWS/LIG Houses in Urban Areas		
	No. of Houses constructed	81,618

Sl. No.	Item	Achievement for April- December 2015
8-	Rural Areas. - National Rural Drinking Water Programme-(NRDWP)	
	(i) Coverage of Habitations (Partially covered & Slipped back)- (NRDWP)	34,599
	(ii) Coverage of Water Quality Affected Habitations – (NRDWP)	4,845
9-	Sanitation Programme in Rural Areas	
	No. of Individual household latrines constructed	76,81,214
10-	Institutional Delivery	
	No. of Deliveries in Institutions	122.15 lakh
11-	SC Families Assisted	
	(i) No. of SC Families assisted under SCA to SCSP & NSFDC	2.23 lakh
	(ii) No. of SC Students assisted under post matric scholarship	20.51 lakh
12-	Universalisation of ICDS Schemes	
	No. of ICDS Blocks Operational (Cum.)	7,025
13-	Functional Anganwadis	
	No. of Anganwadis Functional (Cum.)	13.47 lakh
14-	Number of Urban poor families assisted under Seven Point Charter viz. land tenure, housing at affordable cost, water, sanitation, health, education, and social security.	
	No. of Poor Families assisted	20.83 lakh
15-	Afforestation:	
	(i) Area covered under Plantation (Public and Forest Lands)	13,46,873 hectares
	(ii) No. of Seedlings planted (Public and Forest Lands)	89.05 crore
16-	Rural Road- Prime Minister Grameen Sadak Yojana (PMGSY)	
	Length of Road constructed	19,397 Kms
17-	DeendayalUpadhyaya Gram Jyoti Yojana (DDUGJY)	
	No.of Villages electrified	2,811
18-	Energized Pumps sets	
	No. of Pumps sets energized	471,097
19-	Supply of Electricity	
	Electricity supplied	8,05,224 Million Units(MU)

Note:-

Progress reports of four States/UTs & three Ministries i.e. Jharkhand, Nagaland, Tripura, and Chandigarh and M/o Rural Development, M/o Labour & Employment & M/o Drinking Water & Sanitation for the period April 2015-December 2015 were not received till scheduled date.

ACHIEVEMENT HIGHLIGHTS

PERFORMANCE DURING April to December 2015

The cumulative performance during April to December 2015 has been "Very Good" for 15 item(s), "Good" for 2 item(s), and "Poor" for 4 item(s).

A. "Very Good" Performance (90% or above of targets)

<u>S No</u>	<u>Items</u>	<u>% Achievement</u>
1	Pumps sets energized	194
2	Seedlings planted (Public and Forest Lands)	157
3	SC families assisted - under SCA to SCSP & NSFDC	154
4	Area Covered under Plantation (Public and Forest Lands)	154
5	Road constructed- PMGSY	149
6	Houses constructed - IAY	134
7	Villages electrified - DDUGJY	115
8	Food Security - Targeted Public Distribution System (Only BPL)	103
9	Food security-Targeted Public Distribution system (only AAY)	102
10	ICDS Blocks Operational (Cum.)	99
11	Supply of Electricity	98
12	Anganwadis Functional (Cum.)	97
13	Food security-Targeted Public Distribution system (APL+BPL+AAY)	94
14	Number of SHGs provided Revolving Fund (RF) during the financial year - NRLM	93
15	Number of SHGs promoted (new and revived) during the financial year - NRLM	91

B. "Good" Performance (80% to 90%)

16	Food Security:National Food Security Act(Tide Over)-NFSA	89
17	Food Security:National Food Security Act(Normal)-NFSA	88

C. Areas of concern-where the performance is below 80%

18	Houses constructed - EWS/LIG	73
19	Habitations covered (Partially covered & Slipped back) - NRDWP	49
20	Number of SHGs provided Community Investment Fund (CIF) during the financial year - NRLM	42
21	Coverage of water quality affected habitations - NRDWP	35

ALL INDIA PERFORMANCE OF TARGET ORIENTED PARAMETERS DURING APRIL 2015- DECEMBER 2015

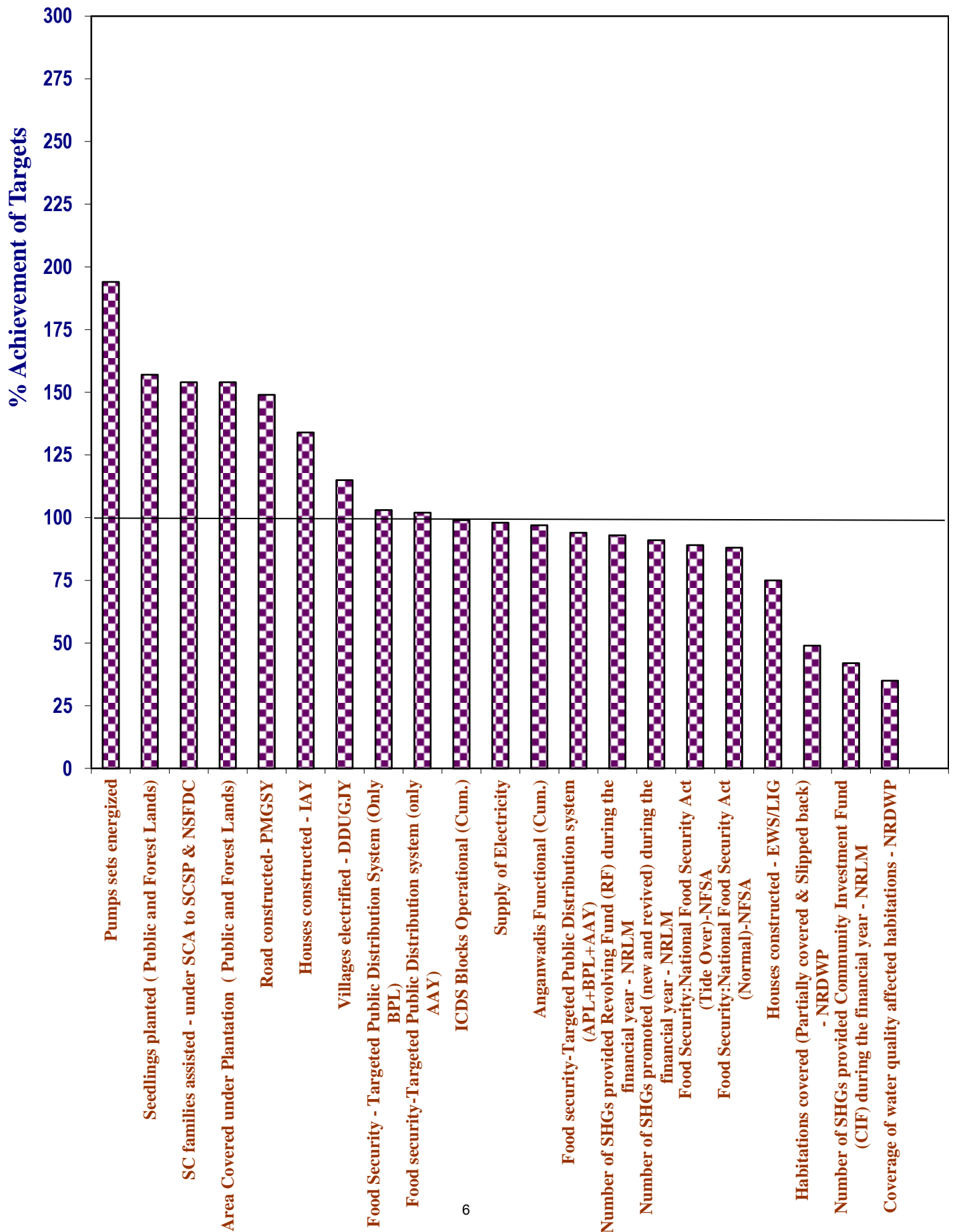


Table - A**Targets for 2015-2016 & April to December 2015 and achievements during the period April to December 2015****ALL INDIA PERFORMANCE**

Sl. No.	Item Description	Units	Targets		Achievements	% Achievements of Targets during April -December 2015
			2015-2016	April - December 2015	April - December 2015	
1	Number of SHGs promoted (new and revived) during the financial year - NRLM	Number	3,03,086	1,97,006	1,78,307	91
2	Number of SHGs provided Revolving Fund (RF) during the financial year - NRLM	Number	1,57,874	1,02,621	95,680	93
3	Number of SHGs provided Community Investment Fund (CIF) during the financial year - NRLM	Number	1,88,818	1,22,736	51,021	42
4	Food Security:Targeted Public Distribution System(TPDS)	Tonnes	-	3,91,89,070	3,67,15,376	94
5	Food Security:Antodaya Anna Yojana(AAY)	Tonnes	-	39,98,180	40,94,989	102
6	Food Security:Targeted Public Distribution System (Only BPL)	Tonnes	-	72,40,941	74,82,045	103
7	Food Security:National Food Security Act(Normal)-NFSA	Tonnes	-	1,85,52,808	1,63,85,788	88
8	Food Security:National Food Security Act(Tide Over)- NFSA	Tonnes	-	3,39,200	3,01,499	89
9	Houses constructed - IAY	Number	20,79,146	10,39,565	13,89,245	134
10	Houses constructed - EWS/LIG	Number	1,49,999	1,12,498	81,618	73
11	Habitations covered (Partially covered & Slipped back) - NRDWP	Number	1,18,071	70,846	34,599	49
12	Coverage of water quality affected habitations - NRDWP	Number	22,817	13,690	4,845	35
13	SC families assisted - under SCA to SCSP & NSFDC	Number	1,77,699	1,44,945	2,23,326	154
14	ICDS Blocks Operational (Cum.)	Number	7,075	7,075	7,025	99
15	Anganwadis Functional (Cum.)	Number	14,00,000	13,82,042	13,46,512	97
16	Area Covered under Plantation (Public and Forest Lands)	Hectares	11,66,651	8,74,979	13,46,873	154
17	Seedlings planted (Public and Forest Lands)	Number	75,83,32,000	56,87,51,153	89,04,99,544	157
18	Road constructed- PMGSY	Kilometer	26,000	13,000	19,397	149
19	Villages electrified - DDUGJY	Number	3,501	2,452	2,811	115
20	Pumps sets energized	Number	3,49,954	2,43,088	4,71,097	194
21	Electricity supplied	Million Units	-	8,23,890	8,05,224	98

Table - B

STATE-WISE PERFORMANCE DURING April to December 2015 (PERCENT ACHIEVEMENT)

Sno	Description	ALL INDIA	AP	ARP	AS	BI	CHHA.	DELHI	GOA
1	Number of SHGs promoted (new and revived) during the financial year - NRLM	91	NA	0	124	26	223	NA	NA
2	Number of SHGs provided Revolving Fund (RF) during the financial year - NRLM	93	NA	NA	90	NA	289	NA	NA
3	Number of SHGs provided Community Investment Fund (CIF) during the financial year - NRLM	42	NA	NA	147	93	189	NA	NA
4	Food security-Targeted Public Distribution system (APL+BPL+AAY)	94	95	99	90	96	100	100	101
5	Food security-Targeted Public Distribution system (only AAY)	102	112	161	101	NA	NA	NA	100
6	Food Security - Targeted Public Distribution System (Only BPL)	103	113	100	101	NA	NA	NA	87
7	Food Security:National Food Security Act(Normal)-NFSA	88	0	NA	0	96	100	100	67
8	Food Security:National Food Security Act(Tide Over)-NFSA	89	0	NA	0	NA	NA	33	104
9	Houses constructed - IAY	134	124	0	62	210	197	NA	228
10	Houses constructed - EWS/LIG	73	41	0	0	51	157	18	NA
11	Habitations covered (Partially covered & Slipped back) - NRDWP	49	107	0	13	73	13	NA	NA
12	Coverage of water quality affected habitations - NRDWP	35	23	0	11	46	11	NA	NA
13	SC families assisted - under SCA to SCSP & NSFDC	154	593	NA	406	48	4	32	0
14	ICDS Blocks Operational (Cum.)	99	100	95	100	100	100	100	109
15	Anganwadis Functional (Cum.)	97	100	98	100	85	97	98	99
16	Area Covered under Plantation (Public and Forest Lands)	154	137	0	0	172	334	165	16
17	Seedlings planted (Public and Forest Lands)	157	218	0	0	172	38	165	35
18	Road constructed- PMGSY	149	453	83	85	58	174	NA	NA
19	Villages electrified - DDUGJY	115	NA	NA	25	163	500	NA	NA
20	Pumps sets energized	194	297	NA	NA	362	94	NA	92
21	Supply of Electricity	98	100	93	94	99	98	100	100

NA - Not Applicable

Table - B(Contd.)

STATE-WISE PERFORMANCE DURING April to December 2015 (PERCENT ACHIEVEMENT)

Sno	Description	ALL INDIA	GUJ	HRY	HP	J&K	JHAR.	KAR	KER
1	Number of SHGs promoted (new and revived) during the financial year - NRLM	91	202	97	998	19	0	61	NA
2	Number of SHGs provided Revolving Fund (RF) during the financial year - NRLM	93	198	107	452	19	0	0	NA
3	Number of SHGs provided Community Investment Fund (CIF) during the financial year - NRLM	42	43	NA	82	12	0	NA	NA
4	Food security-Targeted Public Distribution system (APL+BPL+AAY)	94	93	99	100	106	70	89	98
5	Food security-Targeted Public Distribution system (only AAY)	102	100	NA	NA	118	115	NA	100
6	Food Security - Targeted Public Distribution System (Only BPL)	103	100	NA	NA	105	98	NA	99
7	Food Security:National Food Security Act(Normal)-NFSA	88	NA	99	99	NA	39	89	NA
8	Food Security:National Food Security Act(Tide Over)-NFSA	89	NA	NA	100	NA	NA	NA	NA
9	Houses constructed - IAY	134	250	39	0	127	0	154	105
10	Houses constructed - EWS/LIG	73	66	947	0	0	0	648	11
11	Habitations covered (Partially covered & Slipped back) - NRDWP	49	105	78	99	21	0	167	34
12	Coverage of water quality affected habitations - NRDWP	35	3	0	NA	0	0	85	97
13	SC families assisted - under SCA to SCSP & NSFDC	154	832	161	721	0	0	66	862
14	ICDS Blocks Operational (Cum.)	99	100	100	100	100	91	100	100
15	Anganwadis Functional (Cum.)	97	99	100	100	95	100	99	100
16	Area Covered under Plantation (Public and Forest Lands)	154	141	65	66	109	0	139	28
17	Seedlings planted (Public and Forest Lands)	157	245	77	128	64	0	135	78
18	Road constructed- PMGSY	149	161	172	419	109	78	247	46
19	Villages electrified - DDUGJY	115	NA	NA	100	113	31	NA	NA
20	Pumps sets energized	194	158	74	183	NA	0	138	68
21	Supply of Electricity	98	100	100	99	85	99	94	99

NA - Not Applicable

Table - B(Contd.)

STATE-WISE PERFORMANCE DURING April to December 2015 (PERCENT ACHIEVEMENT)

Sno	Description	ALL INDIA	MP	MAH	MANI	MEGH	MIZ	NAGA	ODIS.
1	Number of SHGs promoted (new and revived) during the financial year - NRLM	91	0	85	0	67	0	0	0
2	Number of SHGs provided Revolving Fund (RF) during the financial year - NRLM	93	0	69	NA	29	0	NA	0
3	Number of SHGs provided Community Investment Fund (CIF) during the financial year - NRLM	42	0	30	NA	0	NA	NA	0
4	Food security-Targeted Public Distribution system (APL+BPL+AAY)	94	89	93	90	97	101	109	84
5	Food security-Targeted Public Distribution system (only AAY)	102	NA	NA	90	100	102	110	99
6	Food Security - Targeted Public Distribution System (Only BPL)	103	NA	NA	92	100	103	107	99
7	Food Security:National Food Security Act(Normal)-NFSA	88	89	93	NA	NA	NA	NA	24
8	Food Security:National Food Security Act(Tide Over)-NFSA	89	NA	NA	NA	NA	NA	NA	NA
9	Houses constructed - IAY	134	0	13	0	31	0	0	568
10	Houses constructed - EWS/LIG	73	0	54	0	75	0	0	121
11	Habitations covered (Partially covered & Slipped back) - NRDWP	49	0	39	55	83	12	0	156
12	Coverage of water quality affected habitations - NRDWP	35	0	26	NA	0	NA	0	36
13	SC families assisted - under SCA to SCSP & NSFDC	154	3	35	0	0	0	NA	732
14	ICDS Blocks Operational (Cum.)	99	100	100	100	100	100	98	100
15	Anganwadis Functional (Cum.)	97	96	89	105	81	88	91	97
16	Area Covered under Plantation (Public and Forest Lands)	154	10	61	26	44	0	0	212
17	Seedlings planted (Public and Forest Lands)	157	12	93	87	22	0	0	184
18	Road constructed- PMGSY	149	58	134	287	90	130	52	206
19	Villages electrified - DDUGJY	115	76	NA	36	6	178	0	7
20	Pumps sets energized	194	1,017	NA	NA	NA	NA	NA	743
21	Supply of Electricity	98	100	100	96	93	96	98	99

NA - Not Applicable

Table - B(Contd.)

STATE-WISE PERFORMANCE DURING April to December 2015 (PERCENT ACHIEVEMENT)

Sno	Description	ALL							
		INDIA	PUDU	PUN	RAJ	SIK	TN	TG	TRI
1	Number of SHGs promoted (new and revived) during the financial year - NRLM	91	0	361	75	NA	901	NA	0
2	Number of SHGs provided Revolving Fund (RF) during the financial year - NRLM	93	0	168	NA	NA	344	0	0
3	Number of SHGs provided Community Investment Fund (CIF) during the financial year - NRLM	42	0	109	95	NA	0	NA	NA
4	Food security-Targeted Public Distribution system (APL+BPL+AAY)	94	15	89	95	89	101	76	95
5	Food security-Targeted Public Distribution system (only AAY)	102	38	NA	NA	89	100	98	120
6	Food Security - Targeted Public Distribution System (Only BPL)	103	10	NA	NA	89	102	101	100
7	Food Security:National Food Security Act(Normal)-NFSA	88	NA	89	94	NA	NA	41	84
8	Food Security:National Food Security Act(Tide Over)-NFSA	89	NA	NA	NA	NA	NA	29	62
9	Houses constructed - IAY	134	0	10	130	0	32	0	0
10	Houses constructed - EWS/LIG	73	0	0	173	0	81	0	NA
11	Habitations covered (Partially covered & Slipped back) - NRDWP	49	0	26	154	9	8	121	18
12	Coverage of water quality affected habitations - NRDWP	35	0	9	53	NA	0	159	15
13	SC families assisted - under SCA to SCSP & NSFDC	154	330	80	118	0	59	25	23
14	ICDS Blocks Operational (Cum.)	99	100	100	100	100	100	100	100
15	Anganwadis Functional (Cum.)	97	95	98	98	100	100	100	98
16	Area Covered under Plantation (Public and Forest Lands)	154	193	54	164	37	75	525	19
17	Seedlings planted (Public and Forest Lands)	157	117	54	162	70	75	469	19
18	Road constructed- PMGSY	149	NA	228	212	120	45	158	43
19	Villages electrified - DDUGJY	115	NA	NA	576	NA	NA	NA	0
20	Pumps sets energized	194	144	0	209	NA	140	315	NA
21	Supply of Electricity	98	100	100	100	100	99	99	95

NA - Not Applicable

Table - B(Contd.)

STATE-WISE PERFORMANCE DURING April to December 2015 (PERCENT ACHIEVEMENT)

Sno	Description	ALL							
		INDIA	UTTA.	UP	WB	A&N	CHND.	D&N	D&D
1	Number of SHGs promoted (new and revived) during the financial year - NRLM	91	158	517	NA	NA	NA	NA	NA
2	Number of SHGs provided Revolving Fund (RF) during the financial year - NRLM	93	111	4,546	24	NA	NA	NA	NA
3	Number of SHGs provided Community Investment Fund (CIF) during the financial year - NRLM	42	70	NA	38	NA	NA	NA	NA
4	Food security-Targeted Public Distribution system (APL+BPL+AAY)	94	101	96	100	83	114	84	68
5	Food security-Targeted Public Distribution system (only AAY)	102	112	100	105	68	NA	89	105
6	Food Security - Targeted Public Distribution System (Only BPL)	103	130	100	116	72	NA	89	85
7	Food Security:National Food Security Act(Normal)-NFSA	88	76	NA	65	NA	106	NA	72
8	Food Security:National Food Security Act(Tide Over)-NFSA	89	75	NA	NA	NA	120	NA	NA
9	Houses constructed - IAY	134	132	111	124	37	NA	0	0
10	Houses constructed - EWS/LIG	73	0	13	269	NA	0	0	NA
11	Habitations covered (Partially covered & Slipped back) - NRDWP	49	72	5	81	233	NA	NA	NA
12	Coverage of water quality affected habitations - NRDWP	35	17	4	167	NA	NA	NA	NA
13	SC families assisted - under SCA to SCSP & NSFDC	154	90	73	183	NA	486	0	0
14	ICDS Blocks Operational (Cum.)	99	100	100	96	100	100	100	100
15	Anganwadis Functional (Cum.)	97	98	99	107	100	100	91	95
16	Area Covered under Plantation (Public and Forest Lands)	154	137	461	309	155	107	149	0
17	Seedlings planted (Public and Forest Lands)	157	189	252	1,138	126	93	310	0
18	Road constructed- PMGSY	149	335	302	187	NA	NA	NA	NA
19	Villages electrified - DDUGJY	115	NA	34	125	NA	NA	NA	NA
20	Pumps sets energized	194	172	80	2,928	NA	NA	0	244
21	Supply of Electricity	98	98	87	100	75	100	100	100
NA - Not Applicable									

Table - B(Contd.)**STATE-WISE PERFORMANCE DURING April to December 2015 (PERCENT ACHIEVEMENT)**

Sno	Description	ALL INDIA	LAKS H
1	Number of SHGs promoted (new and revived) during the financial year - NRLM	91	NA
2	Number of SHGs provided Revolving Fund (RF) during the financial year - NRLM	93	NA
3	Number of SHGs provided Community Investment Fund (CIF) during the financial year - NRLM	42	NA
4	Food security-Targeted Public Distribution system (APL+BPL+AA Y)	94	68
5	Food security-Targeted Public Distribution system (only AA Y)	102	0
6	Food Security - Targeted Public Distribution System (Only BPL)	103	0
7	Food Security:National Food Security Act(Normal)-NFSA	88	45
8	Food Security:National Food Security Act(Tide Over)-NFSA	89	80
9	Houses constructed - IAY	134	725
10	Houses constructed - EWS/LIG	73	NA
11	Habitations covered (Partially covered & Slipped back) - NRDWP	49	NA
12	Coverage of water quality affected habitations - NRDWP	35	NA
13	SC families assisted - under SCA to SCSP & NSFDC	154	NA
14	ICDS Blocks Operational (Cum.)	99	100
15	Anganwadis Functional (Cum.)	97	100
16	Area Covered under Plantation (Public and Forest Lands)	154	0
17	Seedlings planted (Public and Forest Lands)	157	0
18	Road constructed- PMGSY	149	NA
19	Villages electrified - DDUGJY	115	NA
20	Pumps sets energized	194	NA
21	Supply of Electricity	98	100

NA - Not Applicable

Table - C

Items in which the States/UTs performance is Very Good (90% and above),
Good (80% to 90%) and Poor (below 80%) during the period
April to December 2015

1. ANDHRA PRADESH

Very Good

Food Security:Targeted Public Distribution System(TPDS), Food Security:Antodaya Anna Yojana(AAY), Food Security:Targeted Public Distribution System (Only BPL), Houses constructed - IAY, Habitations covered (Partially covered & Slipped back) - NRDWP, SC families assisted - under SCA to SCSP & NSFDC, ICDS Blocks Operational (Cum.), Anganwadis Functional (Cum.), Area Covered under Plantation (Public and Forest Lands), Seedlings planted (Public and Forest Lands), Road constructed- PMGSY, Pumps sets energized, Electricity supplied

Poor

Food Security:National Food Security Act(Normal)-NFSA, Food Security:National Food Security Act(Tide Over)-NFSA, Houses constructed - EWS/LIG, Coverage of water quality affected habitations - NRDWP

2. ARUNACHAL PRADESH

Very Good

Food Security:Targeted Public Distribution System(TPDS), Food Security:Antodaya Anna Yojana(AAY), Food Security:Targeted Public Distribution System (Only BPL), ICDS Blocks Operational (Cum.), Anganwadis Functional (Cum.), Electricity supplied

Good

Road constructed- PMGSY

Poor

Number of SHGs promoted (new and revived) during the financial year - NRLM, Houses constructed - IAY, Houses constructed - EWS/LIG, Habitations covered (Partially covered & Slipped back) - NRDWP, Coverage of water quality affected habitations - NRDWP, Area Covered under Plantation (Public and Forest Lands), Seedlings planted (Public and Forest Lands)

3. ASSAM

Very Good

Number of SHGs promoted (new and revived) during the financial year - NRLM, Number of SHGs provided Revolving Fund (RF) during the financial year - NRLM, Number of SHGs provided Community Investment Fund (CIF) during the financial year - NRLM, Food Security:Targeted Public Distribution System(TPDS), Food Security:Antodaya Anna Yojana(AAY), Food Security:Targeted Public Distribution System (Only BPL), SC families assisted - under SCA to SCSP & NSFDC, ICDS Blocks Operational (Cum.), Anganwadis Functional (Cum.), Electricity supplied

Good

Road constructed- PMGSY

Poor

Food Security:National Food Security Act(Normal)-NFSA, Food Security:National Food Security Act(Tide Over)-NFSA, Houses constructed - IAY, Houses constructed - EWS/LIG, Habitations covered (Partially covered & Slipped back) - NRDWP, Coverage of water quality affected habitations - NRDWP, Area Covered under Plantation (Public and Forest Lands), Seedlings planted (Public and Forest Lands), Villages electrified - DDUGJY

4. BIHAR

Very Good

Number of SHGs provided Community Investment Fund (CIF) during the financial year - NRLM, Food Security:Targeted Public Distribution System(TPDS), Food Security:National Food Security Act(Normal)-NFSA, Houses constructed - IAY, ICDS Blocks Operational (Cum.), Area Covered under Plantation (Public and Forest Lands), Seedlings planted (Public and Forest Lands), Villages electrified - DDUGJY, Pumps sets energized, Electricity supplied

Good

Anganwadis Functional (Cum.)

Poor

Number of SHGs promoted (new and revived) during the financial year - NRLM, Houses constructed - EWS/LIG, Habitations covered (Partially covered & Slipped back) - NRDWP, Coverage of water quality affected habitations - NRDWP, SC families assisted - under SCA to SCSP & NSFDC, Road constructed- PMGSY

5. CHHATISGARH

Very Good

Number of SHGs promoted (new and revived) during the financial year - NRLM, Number of SHGs provided Revolving Fund (RF) during the financial year - NRLM, Number of SHGs provided Community Investment Fund (CIF) during the financial year - NRLM, Food Security:Targeted Public Distribution System(TPDS), Food Security:National Food Security Act(Normal)-NFSA, Houses constructed - IAY, Houses constructed - EWS/LIG, ICDS Blocks Operational (Cum.), Anganwadis Functional (Cum.), Area Covered under Plantation (Public and Forest Lands), Road constructed- PMGSY, Villages electrified - DDUGJY, Pumps sets energized, Electricity supplied

Poor

Habitations covered (Partially covered & Slipped back) - NRDWP, Coverage of water quality affected habitations - NRDWP, SC families assisted - under SCA to SCSP & NSFDC, Seedlings planted (Public and Forest Lands)

6. DELHI

Very Good

Food Security:Targeted Public Distribution System(TPDS), Food Security:National Food Security Act(Normal)-NFSA, ICDS Blocks Operational (Cum.), Anganwadis Functional (Cum.), Area Covered under Plantation (Public and Forest Lands), Seedlings planted (Public and Forest Lands), Electricity supplied

Poor

Food Security:National Food Security Act(Tide Over)-NFSA, Houses constructed - EWS/LIG, SC families assisted - under SCA to SCSP & NSFDC,

7. GOA

Very Good

Food Security:Targeted Public Distribution System(TPDS), Food Security:Antodaya Anna Yojana(AAY), Food Security:National Food Security Act(Tide Over)-NFSA, Houses constructed - IAY, ICDS Blocks Operational (Cum.), Anganwadis Functional (Cum.), Pumps sets energized, Electricity supplied

Good

Food Security:Targeted Public Distribution System (Only BPL)

Poor

Food Security:National Food Security Act(Normal)-NFSA, SC families assisted - under SCA to SCSP & NSFDC, Area Covered under Plantation (Public and Forest Lands), Seedlings planted (Public and Forest Lands)

8. GUJARAT

Very Good

Number of SHGs promoted (new and revived) during the financial year - NRLM, Number of SHGs provided Revolving Fund (RF) during the financial year - NRLM, Food Security:Targeted Public Distribution System(TPDS), Food Security:Antodaya Anna Yojana(AAY), Food Security:Targeted Public Distribution System (Only BPL), Houses constructed - IAY, Habitations covered (Partially covered & Slipped back) - NRDWP, SC families assisted - under SCA to SCSP & NSFDC, ICDS Blocks Operational (Cum.), Anganwadis Functional (Cum.), Area Covered under Plantation (Public and Forest Lands), Seedlings planted (Public and Forest Lands), Road constructed- PMGSY, Pumps sets energized, Electricity supplied

Poor

Number of SHGs provided Community Investment Fund (CIF) during the financial year - NRLM, Houses constructed - EWS/LIG, Coverage of water quality affected habitations - NRDWP

9. HARYANA

Very Good

Number of SHGs promoted (new and revived) during the financial year - NRLM, Number of SHGs provided Revolving Fund (RF) during the financial year - NRLM, Food Security:Targeted Public Distribution System (TPDS), Food Security:National Food Security Act(Normal)-NFSA, Houses constructed - EWS/LIG, SC families assisted - under SCA to SCSP & NSFDC, ICDS Blocks Operational (Cum.), Anganwadis Functional (Cum.), Road constructed- PMGSY, Electricity supplied

Poor

Houses constructed - IAY, Habitations covered (Partially covered & Slipped back) - NRDWP, Coverage of water quality affected habitations - NRDWP, Area Covered under Plantation (Public and Forest Lands), Seedlings planted (Public and Forest Lands), Pumps sets energized

10. HIMACHAL PRADESH

Very Good

Number of SHGs promoted (new and revived) during the financial year - NRLM, Number of SHGs provided Revolving Fund (RF) during the financial year - NRLM, Food Security:Targeted Public Distribution System (TPDS), Food Security:National Food Security Act(Normal)-NFSA, Food Security:National Food Security Act(Tide Over)-NFSA, Habitations covered (Partially covered & Slipped back) - NRDWP, SC families assisted - under SCA to SCSP & NSFDC, ICDS Blocks Operational (Cum.), Anganwadis Functional (Cum.), Seedlings planted (Public and Forest Lands), Road constructed- PMGSY, Villages electrified - DDUGJY, Pumps sets energized, Electricity supplied

Good

Number of SHGs provided Community Investment Fund (CIF) during the financial year - NRLM

Poor

Houses constructed - IAY, Houses constructed - EWS/LIG, Area Covered under Plantation (Public and Forest Lands)

11. JAMMU AND KASHMIR

Very Good

Food Security:Targeted Public Distribution System (TPDS), Food Security:Antodaya Anna Yojana (AAY), Food Security:Targeted Public Distribution System (Only BPL), Houses constructed - IAY, ICDS Blocks Operational (Cum.), Anganwadis Functional (Cum.), Area Covered under Plantation (Public and Forest Lands), Road constructed- PMGSY, Villages electrified - DDUGJY

Good

Electricity supplied

Poor

Number of SHGs promoted (new and revived) during the financial year - NRLM, Number of SHGs provided Revolving Fund (RF) during the financial year - NRLM, Number of SHGs provided Community Investment Fund (CIF) during the financial year - NRLM, Houses constructed - EWS/LIG, Habitations covered (Partially covered & Slipped back) - NRDWP, Coverage of water quality affected habitations - NRDWP, SC families assisted - under SCA to SCSP & NSFDC, Seedlings planted (Public and Forest Lands)

12. JHARKHAND

Very Good

Food Security:Antodaya Anna Yojana (AAY), Food Security:Targeted Public Distribution System (Only BPL), ICDS Blocks Operational (Cum.), Anganwadis Functional (Cum.), Electricity supplied

Poor

Number of SHGs promoted (new and revived) during the financial year - NRLM, Number of SHGs provided Revolving Fund (RF) during the financial year - NRLM, Number of SHGs provided Community Investment Fund (CIF) during the financial year - NRLM, Food Security:Targeted Public Distribution System (TPDS), Food Security:National Food Security Act(Normal)-NFSA, Houses constructed - IAY, Houses constructed - EWS/LIG, Habitations covered (Partially covered & Slipped back) - NRDWP, Coverage of water quality affected habitations - NRDWP, SC families assisted - under SCA to SCSP & NSFDC, Area Covered under Plantation (Public and Forest Lands), Seedlings planted (Public and Forest Lands), Road constructed- PMGSY, Villages electrified - DDUGJY, Pumps sets energized

13. KARNATAKA

Very Good

Houses constructed - IAY, Houses constructed - EWS/LIG, Habitations covered (Partially covered & Slipped back) - NRDWP, ICDS Blocks Operational (Cum.), Anganwadis Functional (Cum.), Area Covered under Plantation (Public and Forest Lands), Seedlings planted (Public and Forest Lands), Road constructed- PMGSY, Pumps sets energized, Electricity supplied

Good

Food Security:Targeted Public Distribution System(TPDS), Food Security:National Food Security Act(Normal)-NFSA, Coverage of water quality affected habitations - NRDWP

Poor

Number of SHGs promoted (new and revived) during the financial year - NRLM, Number of SHGs provided Revolving Fund (RF) during the financial year - NRLM, SC families assisted - under SCA to SCSP & NSFDC

14. KERALA

Very Good

Food Security:Targeted Public Distribution System(TPDS), Food Security:Antodaya Anna Yojana(AAY), Food Security:Targeted Public Distribution System (Only BPL), Houses constructed - IAY, Coverage of water quality affected habitations - NRDWP, SC families assisted - under SCA to SCSP & NSFDC, ICDS Blocks Operational (Cum.), Anganwadis Functional (Cum.), Electricity supplied

Poor

Houses constructed - EWS/LIG, Habitations covered (Partially covered & Slipped back) - NRDWP, Area Covered under Plantation (Public and Forest Lands), Seedlings planted (Public and Forest Lands), Road constructed- PMGSY, Pumps sets energized

15. MADHYA PRADESH

Very Good

ICDS Blocks Operational (Cum.), Anganwadis Functional (Cum.), Pumps sets energized, Electricity supplied

Good

Food Security:Targeted Public Distribution System(TPDS), Food Security:National Food Security Act(Normal)-NFSA

Poor

Number of SHGs promoted (new and revived) during the financial year - NRLM, Number of SHGs provided Revolving Fund (RF) during the financial year - NRLM, Number of SHGs provided Community Investment Fund (CIF) during the financial year - NRLM, Houses constructed - IAY, Houses constructed - EWS/LIG, Habitations covered (Partially covered & Slipped back) - NRDWP, Coverage of water quality affected habitations - NRDWP, SC families assisted - under SCA to SCSP & NSFDC, Area Covered under Plantation (Public and Forest Lands), Seedlings planted (Public and Forest Lands), Road constructed- PMGSY, Villages electrified - DDUGJY

16. MAHARASHTRA

Very Good

Food Security:Targeted Public Distribution System(TPDS), Food Security:National Food Security Act(Normal)-NFSA, ICDS Blocks Operational (Cum.), Seedlings planted (Public and Forest Lands), Road constructed- PMGSY, Electricity supplied

Good

Number of SHGs promoted (new and revived) during the financial year - NRLM, Anganwadis Functional (Cum.)

Poor

Number of SHGs provided Revolving Fund (RF) during the financial year - NRLM, Number of SHGs provided Community Investment Fund (CIF) during the financial year - NRLM, Houses constructed - IAY, Houses constructed - EWS/LIG, Habitations covered (Partially covered & Slipped back) - NRDWP, Coverage of water quality affected habitations - NRDWP, SC families assisted - under SCA to SCSP & NSFDC, Area Covered under Plantation (Public and Forest Lands)

17. MANIPUR

Very Good

Food Security:Targeted Public Distribution System(TPDS), Food Security:Antodaya Anna Yojana(AAY), Food Security:Targeted Public Distribution System (Only BPL), ICDS Blocks Operational (Cum.), Anganwadis Functional (Cum.), Road constructed- PMGSY, Electricity supplied

Good

Seedlings planted (Public and Forest Lands)

Poor

Number of SHGs promoted (new and revived) during the financial year - NRLM, Houses constructed - IAY, Houses constructed - EWS/LIG, Habitations covered (Partially covered & Slipped back) - NRDWP, SC families assisted - under SCA to SCSP & NSFDC, Area Covered under Plantation (Public and Forest Lands), Villages electrified - DDUGJY

18. MEGHALAYA

Very Good

Food Security:Targeted Public Distribution System(TPDS), Food Security:Antodaya Anna Yojana(AAY), Food Security:Targeted Public Distribution System (Only BPL), ICDS Blocks Operational (Cum.), Road constructed- PMGSY, Electricity supplied

Good

Habitations covered (Partially covered & Slipped back) - NRDWP, Anganwadis Functional (Cum.)

Poor

Number of SHGs promoted (new and revived) during the financial year - NRLM, Number of SHGs provided Revolving Fund (RF) during the financial year - NRLM, Number of SHGs provided Community Investment Fund (CIF) during the financial year - NRLM, Houses constructed - IAY, Houses constructed - EWS/LIG, Coverage of water quality affected habitations - NRDWP, SC families assisted - under SCA to SCSP & NSFDC, Area Covered under Plantation (Public and Forest Lands), Seedlings planted (Public and Forest Lands), Villages electrified - DDUGJY

19. MIZORAM

Very Good

Food Security:Targeted Public Distribution System(TPDS), Food Security:Antodaya Anna Yojana(AAY), Food Security:Targeted Public Distribution System (Only BPL), ICDS Blocks Operational (Cum.), Road constructed- PMGSY, Villages electrified - DDUGJY, Electricity supplied

Good

Anganwadis Functional (Cum.)

Poor

Number of SHGs promoted (new and revived) during the financial year - NRLM, Number of SHGs provided Revolving Fund (RF) during the financial year - NRLM, Houses constructed - IAY, Houses constructed - EWS/LIG, Habitations covered (Partially covered & Slipped back) - NRDWP, SC families assisted - under SCA to SCSP & NSFDC, Area Covered under Plantation (Public and Forest Lands), Seedlings planted (Public and Forest Lands)

20. NAGALAND

Very Good

Food Security:Targeted Public Distribution System(TPDS), Food Security:Antodaya Anna Yojana(AAY), Food Security:Targeted Public Distribution System (Only BPL), ICDS Blocks Operational (Cum.), Anganwadis Functional (Cum.), Electricity supplied

Poor

Number of SHGs promoted (new and revived) during the financial year - NRLM, Houses constructed - IAY, Houses constructed - EWS/LIG, Habitations covered (Partially covered & Slipped back) - NRDWP, Coverage of water quality affected habitations - NRDWP, Area Covered under Plantation (Public and Forest Lands), Seedlings planted (Public and Forest Lands), Road constructed- PMGSY, Villages electrified - DDUGJY

21. ODISHA

Very Good

Food Security:Antodaya Anna Yojana(AAY), Food Security:Targeted Public Distribution System (Only BPL), Houses constructed - IAY, Houses constructed - EWS/LIG, Habitations covered (Partially covered & Slipped back) - NRDWP, SC families assisted - under SCA to SCSP & NSFDC, ICDS Blocks Operational (Cum.), Anganwadis Functional (Cum.), Area Covered under Plantation (Public and Forest Lands), Seedlings planted (Public and Forest Lands), Road constructed- PMGSY, Pumps sets energized, Electricity supplied

Good

Food Security:Targeted Public Distribution System(TPDS)

Poor

Number of SHGs promoted (new and revived) during the financial year - NRLM, Number of SHGs provided Revolving Fund (RF) during the financial year - NRLM, Number of SHGs provided Community Investment Fund (CIF) during the financial year - NRLM, Food Security:National Food Security Act(Normal)-NFSA, Coverage of water quality affected habitations - NRDWP, Villages electrified - DDUGJY

22. PUDUCHERRY

Very Good

SC families assisted - under SCA to SCSP & NSFDC, ICDS Blocks Operational (Cum.), Anganwadis Functional (Cum.), Area Covered under Plantation (Public and Forest Lands), Seedlings planted (Public and Forest Lands), Pumps sets energized, Electricity supplied

Poor

Number of SHGs promoted (new and revived) during the financial year - NRLM, Number of SHGs provided Revolving Fund (RF) during the financial year - NRLM, Number of SHGs provided Community Investment Fund (CIF) during the financial year - NRLM, Food Security:Targeted Public Distribution System(TPDS), Food Security:Antodaya Anna Yojana(AAY), Food Security:Targeted Public Distribution System (Only BPL), Houses constructed - IAY, Houses constructed - EWS/LIG, Habitations covered (Partially covered & Slipped back) - NRDWP, Coverage of water quality affected habitations - NRDWP,

23. PUNJAB

Very Good

Number of SHGs promoted (new and revived) during the financial year - NRLM, Number of SHGs provided Revolving Fund (RF) during the financial year - NRLM, Number of SHGs provided Community Investment Fund (CIF) during the financial year - NRLM, ICDS Blocks Operational (Cum.), Anganwadis Functional (Cum.), Road constructed- PMGSY, Electricity supplied

Good

Food Security:Targeted Public Distribution System(TPDS), Food Security:National Food Security Act(Normal)-NFSA, SC families assisted - under SCA to SCSP & NSFDC

Poor

Houses constructed - IAY, Houses constructed - EWS/LIG, Habitations covered (Partially covered & Slipped back) - NRDWP, Coverage of water quality affected habitations - NRDWP, Area Covered under Plantation (Public and Forest Lands), Seedlings planted (Public and Forest Lands), Pumps sets energized

24. RAJASTHAN

Very Good

Number of SHGs provided Community Investment Fund (CIF) during the financial year - NRLM, Food Security:Targeted Public Distribution System(TPDS), Food Security:National Food Security Act(Normal)-NFSA, Houses constructed - IAY, Houses constructed - EWS/LIG, Habitations covered (Partially covered & Slipped back) - NRDWP, SC families assisted - under SCA to SCSP & NSFDC, ICDS Blocks Operational (Cum.), Anganwadis Functional (Cum.), Area Covered under Plantation (Public and Forest Lands), Seedlings planted (Public and Forest Lands), Road constructed- PMGSY, Villages electrified - DDUGJY, Pumps sets energized, Electricity supplied

Poor

Number of SHGs promoted (new and revived) during the financial year - NRLM, Coverage of water quality affected habitations - NRDWP,

25. SIKKIM

Very Good

ICDS Blocks Operational (Cum.), Anganwadis Functional (Cum.), Road constructed- PMGSY, Electricity supplied

Good

Food Security:Targeted Public Distribution System(TPDS), Food Security:Antodaya Anna Yojana(AAY), Food Security:Targeted Public Distribution System (Only BPL)

Poor

Houses constructed - IAY, Houses constructed - EWS/LIG, Habitations covered (Partially covered & Slipped back) - NRDWP, SC families assisted - under SCA to SCSP & NSFDC, Area Covered under Plantation (Public and Forest Lands), Seedlings planted (Public and Forest Lands)

26. TAMIL NADU

Very Good

Number of SHGs promoted (new and revived) during the financial year - NRLM, Number of SHGs provided Revolving Fund (RF) during the financial year - NRLM, Food Security:Targeted Public Distribution System(TPDS), Food Security:Antodaya Anna Yojana(AAY), Food Security:Targeted Public Distribution System (Only BPL), ICDS Blocks Operational (Cum.), Anganwadis Functional (Cum.), Pumps sets energized, Electricity supplied

Good

Houses constructed - EWS/LIG

Poor

Number of SHGs provided Community Investment Fund (CIF) during the financial year - NRLM, Houses constructed - IAY, Habitations covered (Partially covered & Slipped back) - NRDWP, Coverage of water quality affected habitations - NRDWP, SC families assisted - under SCA to SCSP & NSFDC, Area Covered under Plantation (Public and Forest Lands), Seedlings planted (Public and Forest Lands), Road constructed- PMGSY

27. TELANGANA

Very Good

Food Security:Antodaya Anna Yojana(AAY), Food Security:Targeted Public Distribution System (Only BPL), Habitations covered (Partially covered & Slipped back) - NRDWP, Coverage of water quality affected habitations - NRDWP, ICDS Blocks Operational (Cum.), Anganwadis Functional (Cum.), Area Covered under Plantation (Public and Forest Lands), Seedlings planted (Public and Forest Lands), Road constructed- PMGSY, Pumps sets energized, Electricity supplied

Poor

Number of SHGs provided Revolving Fund (RF) during the financial year - NRLM, Food Security:Targeted Public Distribution System(TPDS), Food Security:National Food Security Act(Normal)-NFSA, Food Security:National Food Security Act(Tide Over)-NFSA, Houses constructed - IAY, Houses constructed - EWS/LIG, SC families assisted - under SCA to SCSP & NSFDC

28. TRIPURA

Very Good

Food Security:Targeted Public Distribution System(TPDS), Food Security:Antodaya Anna Yojana(AAY), Food Security:Targeted Public Distribution System (Only BPL), ICDS Blocks Operational (Cum.), Anganwadis Functional (Cum.), Electricity supplied

Good

Food Security:National Food Security Act(Normal)-NFSA

Poor

Number of SHGs promoted (new and revived) during the financial year - NRLM, Number of SHGs provided Revolving Fund (RF) during the financial year - NRLM, Food Security:National Food Security Act(Tide Over)-NFSA, Houses constructed - IAY, Habitations covered (Partially covered & Slipped back) - NRDWP, Coverage of water quality affected habitations - NRDWP, SC families assisted - under SCA to SCSP & NSFDC, Area Covered under Plantation (Public and Forest Lands), Seedlings planted (Public and Forest Lands), Road constructed- PMGSY, Villages electrified - DDUGJY

29. UTTARAKHAND

Very Good

Number of SHGs promoted (new and revived) during the financial year - NRLM, Number of SHGs provided Revolving Fund (RF) during the financial year - NRLM, Food Security:Targeted Public Distribution System (TPDS), Food Security:Antodaya Anna Yojana(AAY), Food Security:Targeted Public Distribution System (Only BPL), Houses constructed - IAY, SC families assisted - under SCA to SCSP & NSFDC, ICDS Blocks Operational (Cum.), Anganwadis Functional (Cum.), Area Covered under Plantation (Public and Forest Lands), Seedlings planted (Public and Forest Lands), Road constructed- PMGSY, Pumps sets energized, Electricity supplied

Poor

Number of SHGs provided Community Investment Fund (CIF) during the financial year - NRLM, Food Security:National Food Security Act(Normal)-NFSA, Food Security:National Food Security Act(Tide Over)-NFSA, Houses constructed - EWS/LIG, Habitations covered (Partially covered & Slipped back) - NRDWP, Coverage of water quality affected habitations - NRDWP,

30. UTTAR PRADESH

Very Good

Number of SHGs promoted (new and revived) during the financial year - NRLM, Number of SHGs provided Revolving Fund (RF) during the financial year - NRLM, Food Security:Targeted Public Distribution System (TPDS), Food Security:Antodaya Anna Yojana(AAY), Food Security:Targeted Public Distribution System (Only BPL), Houses constructed - IAY, ICDS Blocks Operational (Cum.), Anganwadis Functional (Cum.), Area Covered under Plantation (Public and Forest Lands), Seedlings planted (Public and Forest Lands), Road constructed- PMGSY

Good

Pumps sets energized, Electricity supplied

Poor

Houses constructed - EWS/LIG, Habitations covered (Partially covered & Slipped back) - NRDWP, Coverage of water quality affected habitations - NRDWP, SC families assisted - under SCA to SCSP & NSFDC, Villages electrified - DDUGJY

31. WEST BENGAL

Very Good

Food Security:Targeted Public Distribution System (TPDS), Food Security:Antodaya Anna Yojana(AAY), Food Security:Targeted Public Distribution System (Only BPL), Houses constructed - IAY, Houses constructed - EWS/LIG, Coverage of water quality affected habitations - NRDWP, SC families assisted - under SCA to SCSP & NSFDC, ICDS Blocks Operational (Cum.), Anganwadis Functional (Cum.), Area Covered under Plantation (Public and Forest Lands), Seedlings planted (Public and Forest Lands), Road constructed- PMGSY, Villages electrified - DDUGJY, Pumps sets energized, Electricity supplied

Good

Habitations covered (Partially covered & Slipped back) - NRDWP

Poor

Number of SHGs provided Revolving Fund (RF) during the financial year - NRLM, Number of SHGs provided Community Investment Fund (CIF) during the financial year - NRLM, Food Security:National Food Security Act(Normal)-NFSA

32. ANDAMAN AND NICOBAR ISLANDS

Very Good

Habitations covered (Partially covered & Slipped back) - NRDWP, ICDS Blocks Operational (Cum.), Anganwadis Functional (Cum.), Area Covered under Plantation (Public and Forest Lands), Seedlings planted (Public and Forest Lands)

Good

Food Security:Targeted Public Distribution System (TPDS)

Poor

Food Security:Antodaya Anna Yojana(AAY), Food Security:Targeted Public Distribution System (Only BPL), Houses constructed - IAY, Electricity supplied

33. CHANDIGARH

Very Good

Food Security:Targeted Public Distribution System(TPDS), Food Security:National Food Security Act(Normal)-NFSA, Food Security:National Food Security Act(Tide Over)-NFSA, SC families assisted - under SCA to SCSP & NSFDC, ICDS Blocks Operational (Cum.), Anganwadis Functional (Cum.), Area Covered under Plantation (Public and Forest Lands), Seedlings planted (Public and Forest Lands), Electricity supplied

Poor

Houses constructed - EWS/LIG,

34. DADRA AND NAGAR HAVELI

Very Good

ICDS Blocks Operational (Cum.), Anganwadis Functional (Cum.), Area Covered under Plantation (Public and Forest Lands), Seedlings planted (Public and Forest Lands), Electricity supplied

Good

Food Security:Targeted Public Distribution System(TPDS), Food Security:Antodaya Anna Yojana(AAY), Food Security:Targeted Public Distribution System (Only BPL)

Poor

Houses constructed - IAY, Houses constructed - EWS/LIG, SC families assisted - under SCA to SCSP & NSFDC, Pumps sets energized

35. DAMAN AND DIU

Very Good

Food Security:Antodaya Anna Yojana(AAY), ICDS Blocks Operational (Cum.), Anganwadis Functional (Cum.), Pumps sets energized, Electricity supplied

Good

Food Security:Targeted Public Distribution System (Only BPL)

Poor

Food Security:Targeted Public Distribution System(TPDS), Food Security:National Food Security Act(Normal)-NFSA, Houses constructed - IAY, SC families assisted - under SCA to SCSP & NSFDC, Area Covered under Plantation (Public and Forest Lands), Seedlings planted (Public and Forest Lands)

36. LAKSHADWEEP

Very Good

Houses constructed - IAY, ICDS Blocks Operational (Cum.), Anganwadis Functional (Cum.), Electricity supplied

Good

Food Security:National Food Security Act(Tide Over)-NFSA

Poor

Food Security:Targeted Public Distribution System(TPDS), Food Security:Antodaya Anna Yojana(AAY), Food Security:Targeted Public Distribution System (Only BPL), Food Security:National Food Security Act(Normal)-NFSA, Area Covered under Plantation (Public and Forest Lands), Seedlings planted (Public and Forest Lands)

TWENTY POINT PROGRAMME - 2006

PART - II

ITEM-WISE PERFORMANCE

Table - 1

Employment generation under the NREG Scheme

Sl. No.	State/UT Name	No. of job cards issued (Number) April 2015- December 2015		Employment generated (Number) April 2015- December 2015		Wages given (Rupees) April 2015- December 2015	
		Achievement as reported till September 2015		Achievement as reported till September 2015		Achievement as reported till September 2015	
(1)	(2)	(3)	(4)	(5)	(6)	(7)	(8)
1	ANDHRA PRADESH	2,19,726	1,76,232	15,09,79,000	13,99,80,000	18,27,13,02,000	16,80,25,80,000
2	ARUNACHAL PRADESH	0 #	0	0	0	0	0
3	ASSAM	1,86,619	82,121	2,81,82,000	1,55,21,000	3,82,43,83,000	2,97,70,20,000
4	BIHAR	1,92,616 #	1,92,616	4,06,76,000	2,04,88,000	7,00,95,50,000	4,08,79,07,000
5	CHHATISGARH	20,086	0	3,86,000	2,21,000	4,53,05,000	2,78,16,000
6	GOA	306	250	86,810	72,761	1,84,98,000	1,58,10,000
7	GUJARAT	4,741	1,203	85,20,000	47,19,000	1,24,50,58,000	75,22,19,000
8	HARYANA	0 @	0	35,21,000	22,61,000	90,70,80,000	57,90,56,000
9	HIMACHAL PRADESH	0 @	0	1,50,00,000	1,03,00,000	2,55,09,56,000	1,85,77,04,000
10	JAMMU AND KASHMIR	19,947	17,735	87,65,287	31,56,000	2,22,63,00,000	1,47,75,00,000
11	JHARKHAND	NR	NR	NR	NR	NR	NR
12	KARNATAKA	2,59,868	55,049	3,11,57,000	76,78,000	9,22,27,03,000	4,11,60,32,000
13	KERALA	1,44,890	92,279	4,81,33,469	2,72,50,583	10,24,55,78,000	7,65,11,32,000
14	MADHYA PRADESH	0	0	0	0	0	0
15	MAHARASHTRA	3,37,466	1,36,217	4,37,33,046	3,53,72,288	8,21,79,25,000	6,62,72,96,000
16	MANIPUR	0	NR	32,13,000	NR	56,17,70,000	NR
17	MEGHALAYA	7,840	5,148	89,09,578	38,33,172	1,60,93,04,000	1,40,66,99,000
18	MIZORAM	181401 #	1,81,401	3,00,43,304 #	3,00,43,304	51,62,16,600 #	51,62,16,600
19	NAGALAND	NR	NR	NR	NR	NR	NR
20	ODISHA	1,31,954	81,296	4,61,67,000	2,50,92,000	9,63,90,02,000	6,07,40,10,000
21	PUDUCHERRY	25	NR	5,10,000	NR	8,10,25,000	NR
22	PUNJAB	43,496	16,578	86,03,905	48,42,000	1,68,56,34,000	1,50,97,78,000
23	RAJASTHAN	36,031	34,019	14,30,04,000	11,49,03,000	21,05,43,80,000 #	21,05,43,80,000
24	SIKKIM	1,863	197	20,92,633	8,33,499	27,90,94,000	11,69,31,000
25	TAMIL NADU	4,32,989	1,75,832	26,21,29,000	19,78,80,000	33,50,25,81,000	25,10,99,14,000
26	TELANGANA	94,739	47,227	8,83,21,000	7,09,78,000	12,06,78,15,000	8,88,03,53,000
27	TRIPURA	0 #	0	0 #	0	0 #	0 #
28	UTTARAKHAND	31,142	17,938	1,23,83,300	75,78,400	2,29,81,41,900	1,50,54,90,900
29	UTTAR PRADESH	1,99,246	1,73,732	10,79,89,813	8,76,40,117	18,03,60,23,000	14,45,34,52,000
30	WEST BENGAL	19,59,802	11,15,077	10,72,39,117	4,50,67,817	30,04,22,72,000	19,59,17,33,000
31	ANDAMAN AND NICOBAR ISLANDS	473	297	2,54,848	2,09,614	9,35,02,000	8,62,24,000
32	DADRA AND NAGAR HAVELI	0	0	554	554	8,11,000	0
33	LAKSHADWEEP	0	0	2,570	1055 #	7,44,000	3,40,000 #
Grand Total		45,07,266	26,02,444	1,20,00,03,234	85,59,22,164	1,95,25,29,53,500	1,47,27,75,93,500

Note:

NR Not Reported

Figures reported earlier have been repeated

@ Both State & MoRD have provided negative figure therefore zero figure has been accepted

Table - 2(A)

National Rural Livelihood Mission (NRLM)
Number of SHGs promoted (new and revived) during the financial year
(Unit: Number)

Sl. No.	State/UT Name	Target		Achievement		Percent Achievement
		2015-2016	April 2015-December 2015	April 2015-December 2015	Achievement as reported till September 2015	April 2015-December 2015
(1)	(2)	(3)	(4)	(5)	(6)	(5)/(4)
1	ANDHRA PRADESH	-	-	0	0	-
2	ARUNACHAL PRADESH	150	98	0	0	0
3	ASSAM	11,305	7,347	9,074	5,238	124
4	BIHAR	22,551	14,658	3,812	2,276	26
5	CHHATISGARH	12,960	8,424	18,759	0	223
6	GUJARAT	9,443	6,138	12,410	8,732	202
7	HARYANA	1,270	826	802	552	97
8	HIMACHAL PRADESH	300	195	1,947	1,316	998
9	JAMMU AND KASHMIR	20,250	13,164	2,528	2,259	19
10	JHARKHAND	14,107	9,170	NR	NR	0
11	KARNATAKA	9,000	5,850	3,550	0	61
12	KERALA	-	-	0	0	-
13	MADHYA PRADESH	37,500	24,375	0	0	0
14	MAHARASHTRA	48,655	31,626	26,859	14,350	85
15	MANIPUR	300	196	0	NR	0
16	MEGHALAYA	650	423	283	69	67
17	MIZORAM	1,117	727	0 #	0	0
18	NAGALAND	1,700	1,104	NR	NR	0
19	ODISHA	85,900	55,835	0	0	0
20	PUDUCHERRY	220	143	0	NR	0
21	PUNJAB	800	519	1,871	369	361
22	RAJASTHAN	5,496	3,571	2686 #	2,686	75
23	SIKKIM	-	-	13	10	-
24	TAMIL NADU	5,350	3,478	31,339	17,123	901
25	TELANGANA	-	-	1,879	1,879	-
26	TRIPURA	1,040	676	0 #	0	0
27	UTTARAKHAND	500	325	513	333	158
28	UTTAR PRADESH	12,522	8,138	42,055	32,501	517
29	WEST BENGAL	-	-	17,927	10,224	-
Grand Total		3,03,086	1,97,006	1,78,307	99,917	91

Very Good: (90% or above of targets)

ASSAM, CHHATISGARH, GUJARAT, HARYANA, HIMACHAL PRADESH, PUNJAB, TAMIL NADU, UTTARAKHAND, UTTAR PRADESH

Good: (Between 80% to 90% targets)

MAHARASHTRA

Poor: (Below 80% of targets)

ARUNACHAL PRADESH, BIHAR, JAMMU AND KASHMIR, JHARKHAND, KARNATAKA, MADHYA PRADESH, MANIPUR, MEGHALAYA, MIZORAM, NAGALAND, ODISHA, PUDUCHERRY, RAJASTHAN, TRIPURA

Note:

NR Not Reported

Figures reported earlier have been repeated

NRLM: No. of SHGs Promoted (New & Revived)

Off take

% Achievement of Target
During April 2015 - December 2015

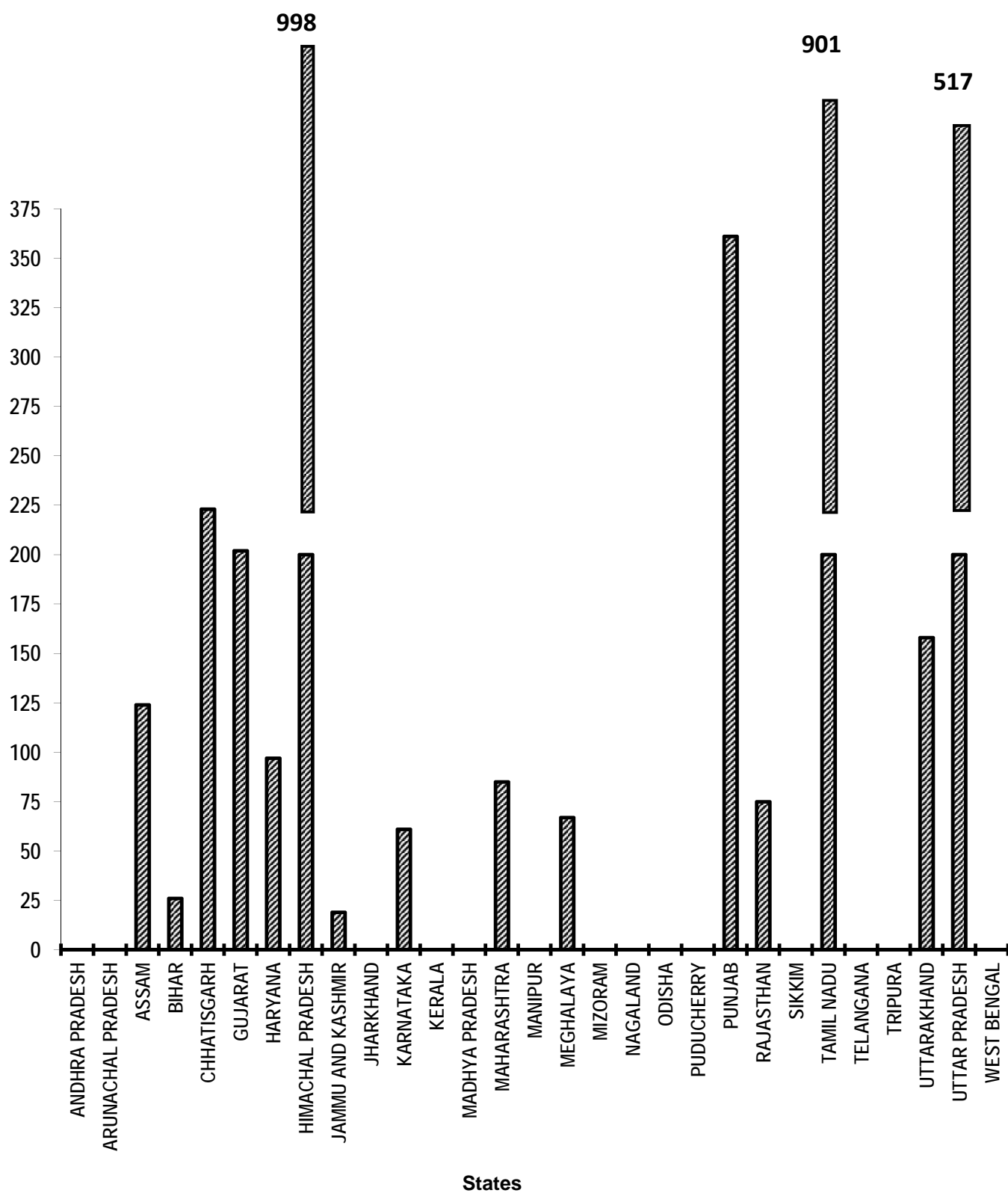


Table - 2(B)

National Rural Livelihood Mission (NRLM)
Number of SHGs provided Revolving Fund (RF) during the financial year
(Unit: Number)

Sl. No.	State/UT Name	Target		Achievement		Percent Achievement
		2015-2016	April 2015-December 2015	April 2015-December 2015	Achievement as reported till September 2015	April 2015-December 2015
(1)	(2)	(3)	(4)	(5)	(6)	(5)/(4)
1	ANDHRA PRADESH	-	-	0	0	-
2	ARUNACHAL PRADESH	-	-	0	0	-
3	ASSAM	15,600	10,140	9,151	8,113	90
4	BIHAR	-	-	26,438	18,604	-
5	CHHATISGARH	6,300	4,095	11,840	0	289
6	GUJARAT	4,000	2,600	5,161	4,092	198
7	HARYANA	730	475	507	505	107
8	HIMACHAL PRADESH	300	195	882	476	452
9	JAMMU AND KASHMIR	20,250	13,163	2,462	1,765	19
10	JHARKHAND	12,099	7,866	NR	NR	0
11	KARNATAKA	3,333	2,166	0	0	0
12	KERALA	-	-	0	0	-
13	MADHYA PRADESH	30,000	19,500	0	0	0
14	MAHARASHTRA	24,587	15,982	11,105	7,172	69
15	MANIPUR	-	-	0	NR	-
16	MEGHALAYA	450	293	86	11	29
17	MIZORAM	400	260	0 #	0	0
18	NAGALAND	-	-	NR	NR	-
19	ODISHA	7,120	4,629	0	0	0
20	PUDUCHERRY	326	212	0	NR	0
21	PUNJAB	890	578	972	196	168
22	RAJASTHAN	-	-	2,264	1861 #	-
23	SIKKIM	-	-	0	0	-
24	TAMIL NADU	7,500	4,875	16,760	9,759	344
25	TELANGANA	1,840	1,196	0	0	0
26	TRIPURA	602	391	0 #	0	0
27	UTTARAKHAND	340	220	244	89	111
28	UTTAR PRADESH	150	98	4455 #	4,455	4,546
29	WEST BENGAL	21,057	13,687	3353 #	3,353	24
Grand Total		1,57,874	1,02,621	95,680	60,451	93

Very Good: (90% or above of targets)

ASSAM, CHHATISGARH, GUJARAT, HARYANA, HIMACHAL PRADESH, PUNJAB, TAMIL NADU, UTTARAKHAND, UTTAR PRADESH

Poor: (Below 80% of targets)

JAMMU AND KASHMIR, JHARKHAND, KARNATAKA, MADHYA PRADESH, MAHARASHTRA, MEGHALAYA, MIZORAM, ODISHA, PUDUCHERRY, TELANGANA, TRIPURA, WEST BENGAL

Note:

NR Not Reported

Figures reported earlier have been repeated

NRLM: No. of SHGs Provided Revolving Fund

% Achievement of Target

During April 2015 - December 2015

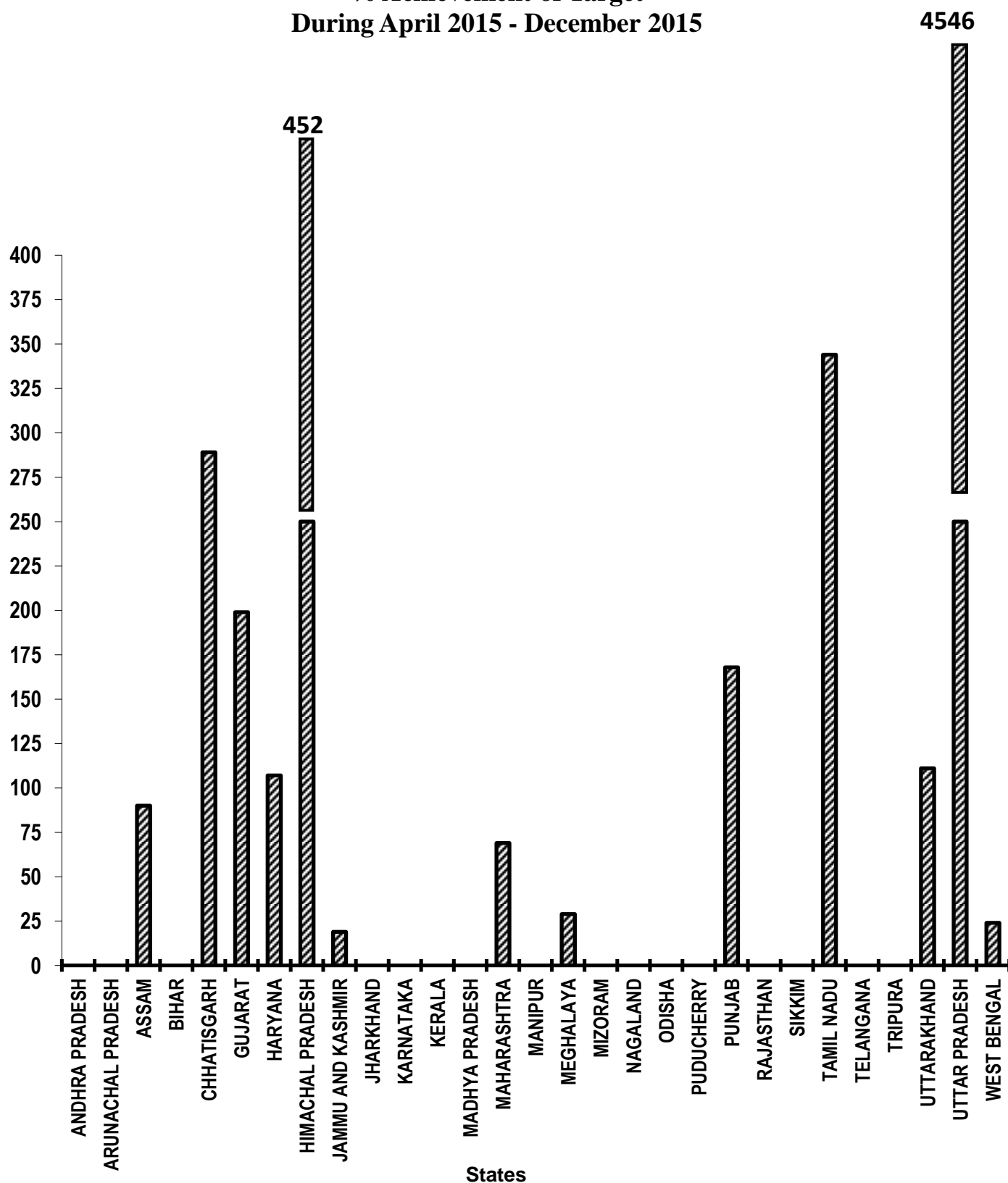


Table - 2(C)

National Rural Livelihood Mission (NRLM)
Number of SHGs provided Community Investment Fund (CIF) during the financial year
(Unit: Number)

Sl. No.	State/UT Name	Target		Achievement		Percent Achievement
		2015-2016	April 2015-December 2015	April 2015-December 2015	Achievement as reported till September 2015	April 2015-December 2015
(1)	(2)	(3)	(4)	(5)	(6)	(5)/(4)
1	ANDHRA PRADESH	-	-	0	0	-
2	ARUNACHAL PRADESH	-	-	0	0	-
3	ASSAM	9,150	5,949	8,764	7,784	147
4	BIHAR	42,872	27,867	25,923	18,451	93
5	CHHATISGARH	5,352	3,479	6,577	0	189
6	GUJARAT	3,050	1,982	852	274	43
7	HARYANA	-	-	250	229	-
8	HIMACHAL PRADESH	150	99	81	79	82
9	JAMMU AND KASHMIR	20,250	13,162	1,547	1,547	12
10	JHARKHAND	11,912	7,742	NR	NR	0
11	KARNATAKA	-	-	1,204	0	-
12	KERALA	-	-	0	0	-
13	MADHYA PRADESH	19,000	12,351	0	0	0
14	MAHARASHTRA	4,920	3,198	967 #	967	30
15	MANIPUR	-	-	0	NR	-
16	MEGHALAYA	165	109	0	0	0
17	MIZORAM	-	-	0 #	0	-
18	NAGALAND	-	-	NR	NR	-
19	ODISHA	57,210	37,185	0	0	0
20	PUDUCHERRY	500	325	0	NR	0
21	PUNJAB	806	526	571	31	109
22	RAJASTHAN	2,200	1,430	1,354	1,260	95
23	SIKKIM	-	-	0	0	-
24	TAMIL NADU	7,650	4,971	0	0	0
25	TELANGANA	-	-	0	0	-
26	TRIPURA	-	-	0 #	0	-
27	UTTARAKHAND	200	130	91	0	70
28	UTTAR PRADESH	-	-	1,986	1,746	-
29	WEST BENGAL	3,431	2,231	854	714	38
Grand Total		1,88,818	1,22,736	51,021	33,082	42

Very Good: (90% or above of targets)

ASSAM, BIHAR, CHHATISGARH, PUNJAB, RAJASTHAN

Good: (Between 80% to 90% targets)

HIMACHAL PRADESH

Poor: (Below 80% of targets)

GUJARAT, JAMMU AND KASHMIR, JHARKHAND, MADHYA PRADESH, MAHARASHTRA, MEGHALAYA, ODISHA, PUDUCHERRY, TAMIL NADU, UTTARAKHAND, WEST BENGAL

Note:

NR Not Reported

Figures reported earlier have been repeated

**NRLM: No. of SHGs Provided Community
Investment Fund (CIF)
% Achievement of Target
During April 2015- December 2015**

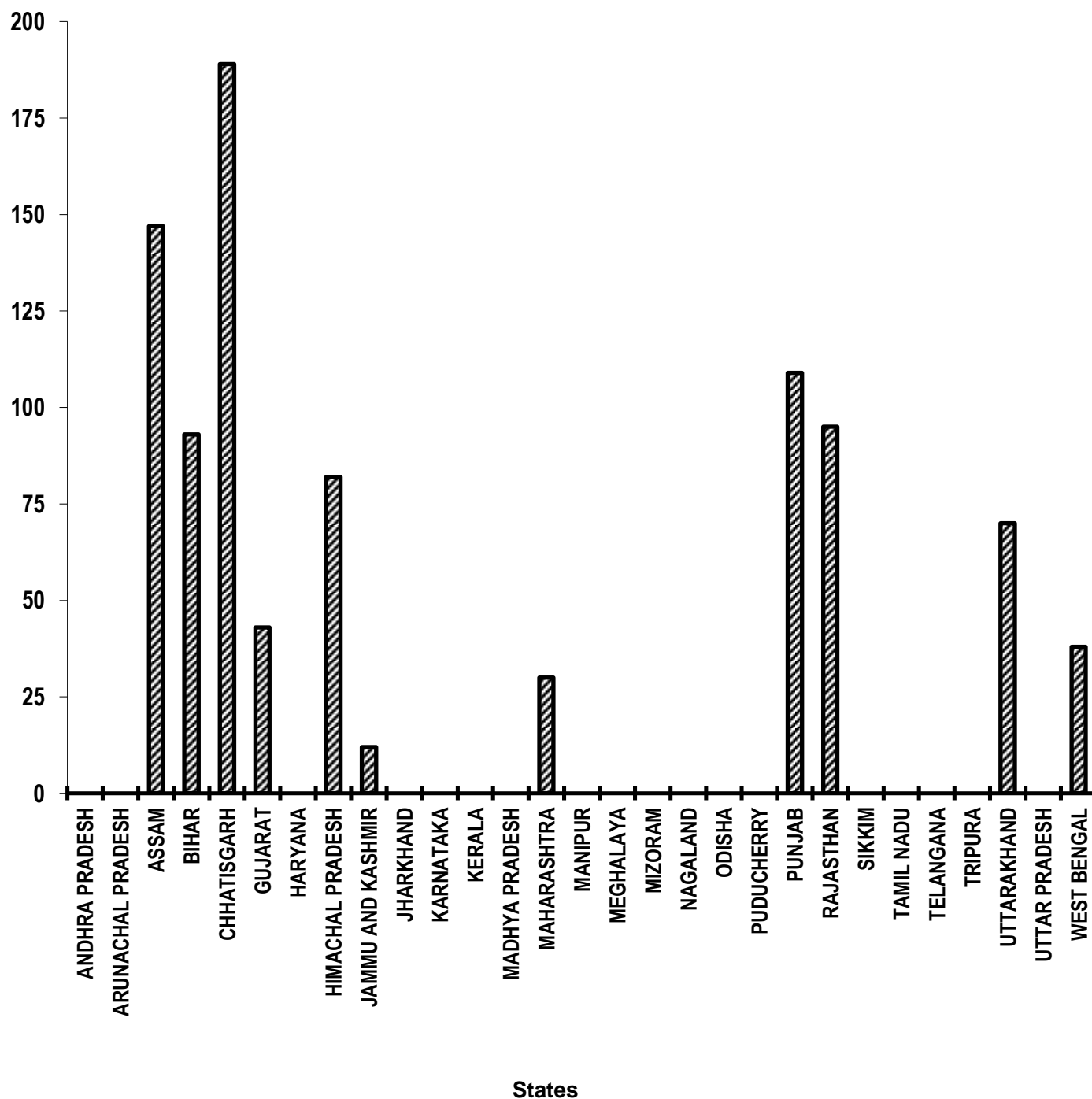


Table - 3(A)

Distribution of waste land to the landless
(Unit: Hectare)

Sl. No.	State/UT Name	Total Land Distributed (Hectare) April 2015-December 2015	Achievement as reported till September 2015
(1)	(2)	(3)	(4)
1	ANDHRA PRADESH	0	0
2	ARUNACHAL PRADESH	0	0
3	ASSAM	0	0
4	BIHAR	1	1
5	CHHATISGARH	0	0
6	DELHI	0	0
7	GOA	0	0
8	GUJARAT	0	0
9	HARYANA	0	0
10	JAMMU AND KASHMIR	0	0
11	JHARKHAND	NR	NR
12	KARNATAKA	0	0
13	KERALA	0	0
14	MADHYA PRADESH	0	0
15	MAHARASHTRA	0	0
16	MANIPUR	0	NR
17	MEGHALAYA	0	0
18	MIZORAM	0 #	0
19	NAGALAND	NR	NR
20	ODISHA	61	56
21	PUDUCHERRY	0	NR
22	PUNJAB	0	0
23	RAJASTHAN	0	0
24	SIKKIM	0	0
25	TAMIL NADU	0	0
26	TELANGANA	973	639
27	TRIPURA	0 #	0
28	UTTARAKHAND	0	0
29	UTTAR PRADESH	405	294
30	WEST BENGAL	770	468
31	ANDAMAN AND NICOBAR ISLANDS	0	0
32	CHANDIGARH	0	0
33	DADRA AND NAGAR HAVELI	0	0
34	DAMAN AND DIU	0	0
35	LAKSHADWEEP	0	0
Grand Total		2,210	1,458

Note:

NR Not Reported

Figures reported earlier have been repeated

Table - 3(B)

Distribution of waste land to the landless

Sl. No.	State/UT Name	Land Distributed to SC	Achievement as reported till September 2015	Land Distributed to ST	Achievement as reported till September 2015	Land Distributed to Others	Achievement as reported till September 2015
		(Hectare) April 2015-December 2015		(Hectare) April 2015-December 2015		(Hectare) April 2015-December 2015	
(1)	(2)	(3)	(4)	(5)	(6)	(7)	(8)
1	ANDHRA PRADESH	0	0	0	0	0	0
2	ARUNACHAL PRADESH	0	0	0	0	0	0
3	ASSAM	0	0	0	0	0	0
4	BIHAR	1	1	0	0	0	0
5	CHHATISGARH	0	0	0	0	0	0
6	DELHI	0	0	0	0	0	0
7	GOA	0	0	0	0	0	0
8	GUJARAT	0	0	0	0	0	0
9	HARYANA	0	0	0	0	0	0
10	JAMMU AND KASHMIR	0	0	0	0	0	0
11	JHARKHAND	NR	NR	NR	NR	NR	NR
12	KARNATAKA	0	0	0	0	0	0
13	KERALA	0	0	0	0	0	0
14	MADHYA PRADESH	0	0	0	0	0	0
15	MAHARASHTRA	0	0	0	0	0	0
16	MANIPUR	0	NR	0	NR	0	NR
17	MEGHALAYA	0	0	0	0	0	0
18	MIZORAM	0	0	0	NR	0	NR
19	NAGALAND	NR	NR	NR	0	NR	0
20	ODISHA	17	16	37	33	7	7
21	PUDUCHERRY	0	NR	0	NR	0	NR
22	PUNJAB	0	0	0	0	0	0
23	RAJASTHAN	0	0	0	0	0	0
24	SIKKIM	0	0	0	0	0	0
25	TAMIL NADU	0	0	0	0	0	0
26	TELANGANA	973	639	0	0	0	0
27	TRIPURA	0 #	0	0 #	0	0 #	0
28	UTTARAKHAND	0	0	0	0	0	0
29	UTTAR PRADESH	187	125	0	0	218	169
30	WEST BENGAL	264	156	62	38	414	273
31	ANDAMAN AND NICOBAR ISLANDS	0	0	0	0	0	0
32	CHANDIGARH	NR	0	NR	0	NR	0
33	DADRA AND NAGAR HAVELI	0	0	0	0	0	0
34	DAMAN AND DIU	0	0 #	0	0 #	0	0 #
35	LAKSHADWEEP	59	59	0	0	0	0
Grand Total		1,501	996	99	71	639	449

Note : NR Not Reported

Figures reported earlier have been repeated

Table - 4(A)

Minimum Wages Enforcement (including Farm Labour)

Sl. No.	State/UT Name	Agriculture and Farm Workers: Inspections made (Number) April 2015-December 2015		Agriculture and Farm Workers: Irregularities detected (Number) April 2015-December 2015		Agriculture and Farm Workers: Irregularities rectified (Number) April 2015-December 2015		Achievement as reported till September 2015
		(3)	(4)	(5)	(6)	(7)	(8)	
1	ANDHRA PRADESH	NR	NR	NR	NR	NR	NR	NR
2	ARUNACHAL PRADESH	NR	NR	NR	NR	NR	NR	NR
3	ASSAM	NR	NR	NR	NR	NR	NR	NR
4	BIHAR	57639 *	38433	16304 *	10884	16934 *		11673
5	CHHATISGARH	NR	NR	NR	NR	NR	NR	NR
6	DELHI	NR	NR	NR	NR	NR	NR	NR
7	GOA	NR	NR	NR	NR	NR	NR	NR
8	GUJARAT	NR	NR	NR	NR	NR	NR	NR
9	HARYANA	1692 *	587	407 *	125	11 *		0
10	HIMACHAL PRADESH	NR	NR	NR	NR	NR	NR	NR
11	JAMMU AND KASHMIR	2,044	306	99 *	19	0 *		0
12	JHARKHAND	NR	NR	NR	NR	NR	NR	NR
13	KARNATAKA	NR	NR	NR	NR	NR	NR	NR
14	KERALA	NR	NR	NR	NR	NR	NR	NR
15	MADHYA PRADESH	NR	NR	NR	NR	NR	NR	NR
16	MAHARASHTRA	NR	NR	NR	NR	NR	NR	NR
17	MANIPUR	NR	NR	NR	NR	NR	NR	NR
18	MEGHALAYA	NR	NR	NR	NR	NR	NR	NR
19	MIZORAM	NR	NR	NR	NR	NR	NR	NR
20	NAGALAND	NR	NR	NR	NR	NR	NR	NR
21	ODISHA	NR	NR	NR	NR	NR	NR	NR
22	PUDUCHERRY	NR	NR	NR	NR	NR	NR	NR
23	PUNJAB	NR	NR	NR	NR	NR	NR	NR
24	RAJASTHAN	NR	NR	NR	NR	NR	NR	NR
25	SIKKIM	336 *	336	0 *	0	0 *		0
26	TAMIL NADU	85202 *	55,399	317 *	228	20 *		18
27	TELANGANA	NR	NR	NR	NR	NR	NR	NR
28	TRIPURA	NR	NR	NR	NR	NR	NR	NR
29	UTTARAKHAND	NR	NR	NR	NR	NR	NR	NR
30	UTTAR PRADESH	NR	NR	NR	NR	NR	NR	NR
31	WEST BENGAL	2220 *	1579	2074 *	1390	1161 *		571
32	ANDAMAN AND NICOBAR ISLANDS	19 *	15	0	0	0 *		0
33	CHANDIGARH	NR	28	NR	48	NR		0
34	DADRA AND NAGAR HAVELI	5 *	1	0	0	0 *		0
35	DAMAN AND DIU	NR	NR	NR	NR	NR		NR
36	LAKSHADWEEP	NR	NR	NR	NR	NR		NR
Grand Total		1,49,160	96,684	19,204	12,694	18,126		12,262

Note : NR Not Reported

* State Figure

Table - 4(B)

Minimum Wages Enforcement (including Farm Labour)
(Unit: Number)

Sl. No.	State/UT Name	Agriculture and Farm Workers: Claims filed (Number) April 2015-December 2015	Achievement as reported till September 2015	Agriculture and Farm Workers: Claims settled (Number) April 2015-December 2015	Achievement as reported till September 2015
		(3)	(4)	(5)	(6)
1	ANDHRA PRADESH	NR	NR	NR	NR
2	ARUNACHAL PRADESH	NR	NR	NR	NR
3	ASSAM	NR	NR	NR	NR
4	BIHAR	4766 *	3187	4624 *	3286
5	CHHATISGARH	NR	NR	NR	NR
6	DELHI	NR	NR	NR	NR
7	GOA	NR	NR	NR	NR
8	GUJARAT	NR	NR	NR	NR
9	HARYANA	54 *	18	103 *	40
10	HIMACHAL PRADESH	NR	NR	NR	NR
11	JAMMU AND KASHMIR	7 *	2	6 *	0
12	JHARKHAND	NR	NR	NR	NR
13	KARNATAKA	NR	NR	NR	NR
14	KERALA	NR	NR	NR	NR
15	MADHYA PRADESH	NR	NR	NR	NR
16	MAHARASHTRA	NR	NR	NR	NR
17	MANIPUR	NR	NR	NR	NR
18	MEGHALAYA	NR	NR	NR	NR
19	MIZORAM	NR	NR	NR	NR
20	NAGALAND	NR	NR	NR	NR
21	ODISHA	NR	NR	NR	NR
22	PUDUCHERRY	NR	NR	NR	NR
23	PUNJAB	NR	NR	NR	NR
24	RAJASTHAN	NR	NR	NR	NR
25	SIKKIM	0 *	0	0 *	0
26	TAMIL NADU	832 *	514	806	567
27	TELANGANA	NR	NR	NR	NR
28	TRIPURA	NR	NR	NR	NR
29	UTTARAKHAND	NR	NR	NR	NR
30	UTTAR PRADESH	NR	NR	NR	NR
31	WEST BENGAL	9 *	6	0 *	0
32	ANDAMAN AND NICOBAR ISLANDS	0 *	0	0 *	0
33	CHANDIGARH	NR	0	NR	2
34	DADRA AND NAGAR HAVELI	0 *	0	0 *	0
35	DAMAN AND DIU	NR	NR	NR	NR
36	LAKSHADWEEP	NR	NR	NR	NR
Grand Total		5,668	3,727	5,539	3,895

Note : NR Not Reported

* State Figure

Table - 4(C)

Minimum Wages Enforcement (including Farm Labour)

Sl. No.	State/UT Name	Agriculture and Farm Workers: Prosecution cases Pending (Number) April 2015-December 2015	Achievement as reported till September 2015	Agriculture and Farm Workers: Prosecution cases filed (Number) April 2015-December 2015	Achievement as reported till September 2015	Agriculture and Farm Workers: Prosecution cases decided (Number) April 2015-December 2015	Achievement as reported till September 2015
		(3)	(4)	(5)	(6)	(7)	(8)
1	ANDHRA PRADESH	NR	NR	NR	NR	NR	NR
2	ARUNACHAL PRADESH	NR	NR	NR	NR	NR	NR
3	ASSAM	NR	NR	NR	NR	NR	NR
4	BIHAR	2019 *	1896	167 *	128	75 *	42
5	CHHATISGARH	NR	NR	NR	NR	NR	NR
6	DELHI	NR	NR	NR	NR	NR	NR
7	GOA	NR	NR	NR	NR	NR	NR
8	GUJARAT	NR	NR	NR	NR	NR	NR
9	HARYANA	2152 *	2,096	311 *	40	258 *	43
10	HIMACHAL PRADESH	NR	NR	NR	NR	NR	NR
11	JAMMU AND KASHMIR	790 *	738	216 *	27	151 *	12
12	JHARKHAND	NR	NR	NR	NR	NR	NR
13	KARNATAKA	NR	NR	NR	NR	NR	NR
14	KERALA	NR	NR	NR	NR	NR	NR
15	MADHYA PRADESH	NR	NR	NR	NR	NR	NR
16	MAHARASHTRA	NR	NR	NR	NR	NR	NR
17	MANIPUR	NR	NR	NR	NR	NR	NR
18	MEGHALAYA	NR	NR	NR	NR	NR	NR
19	MIZORAM	NR	NR	NR	NR	NR	NR
20	NAGALAND	NR	NR	NR	NR	NR	NR
21	ODISHA	NR	NR	NR	NR	NR	NR
22	PUDUCHERRY	NR	NR	NR	NR	NR	NR
23	PUNJAB	NR	NR	NR	NR	NR	NR
24	RAJASTHAN	NR	NR	NR	NR	NR	NR
25	SIKKIM	0 *	0	0 *	0	0 *	0
26	TAMIL NADU	1651 *	1,547	232 *	105	110	87
27	TELANGANA	NR	NR	NR	NR	NR	NR
28	TRIPURA	NR	NR	NR	NR	NR	NR
29	UTTARAKHAND	NR	NR	NR	NR	NR	NR
30	UTTAR PRADESH	NR	NR	NR	NR	NR	NR
31	WEST BENGAL	11876 *	6503	705 *	498	182 *	91
32	ANDAMAN AND NICOBAR ISLANDS	0	0	0 *	0	0 *	0
33	CHANDIGARH	NR	0	NR	0	NR	70
34	DADRA AND NAGAR HAVELI	0	0	0 *	0	0 *	0
35	DAMAN AND DIU	NR	NR	NR	NR	NR	NR
36	LAKSHADWEEP	NR	NR	NR	NR	NR	NR
Grand Total		18,488	12,780	1,631	798	834	345

Note : NR Not Reported

* State Figure

Table - 5(A)

Food security-Targeted Public Distribution system (APL+BPL+AAY)

Sl. No.	State/UT Name	Allocation of Food Grains (Tonnes) April 2015-December 2015	Off take (Tonnes) April 2015-December 2015	Achievement as reported till September 2015	Percentage of offtake w.r.t. Allocation of Food Grains
(1)	(2)	(3)	(4)	(5)	(6)
1	ANDHRA PRADESH	16,42,291	15,57,578	7,78,690	95
2	ARUNACHAL PRADESH	76,167	75,727	51,160	99
3	ASSAM	13,96,409	12,60,345	9,47,151	90
4	BIHAR	38,67,809	37,28,790	18,88,116	96
5	CHHATISGARH	10,38,042	10,38,042	6,92,028	100
6	DELHI	3,11,994	3,12,634	2,05,018	100
7	GOA	46,941	47,574	33,496	101
8	GUJARAT	15,63,831	14,57,839	9,14,333	93
9	HARYANA	5,96,250	5,92,347	4,09,049	99
10	HIMACHAL PRADESH	3,80,997	3,81,142	2,56,239	100
11	JAMMU AND KASHMIR	5,67,603	6,03,050	4,04,809	106
12	JHARKHAND	10,69,737	7,43,727	5,07,561	70
13	KARNATAKA	19,56,656	17,37,237	12,19,901	89
14	KERALA	11,04,516	10,84,481	7,35,156	98
15	MADHYA PRADESH	25,22,007	22,51,555	14,13,666	89
16	MAHARASHTRA	34,53,894	32,17,452	21,32,772	93
17	MANIPUR	1,28,214	1,15,766	84,552	90
18	MEGHALAYA	1,41,435	1,37,702	94,048	97
19	MIZORAM	52,605	53,350	35,013	101
20	NAGALAND	95,157	1,03,468	69,982	109
21	ODISHA	16,17,647	13,65,699	10,32,490	84
22	PUDUCHERRY	30,156	4,526	4,526	15
23	PUNJAB	6,52,590	5,79,384	71,250	89
24	RAJASTHAN	20,93,679	19,88,230	13,39,075	95
25	SIKKIM	33,209	29,519	21,942	89
26	TAMIL NADU	27,92,124	28,07,592	15,86,168	101
27	TELANGANA	11,31,180	8,61,965	1,84,299	76
28	TRIPURA	2,16,682	2,06,451	1,39,673	95
29	UTTARAKHAND	3,81,744	3,87,328	2,70,173	101
30	UTTAR PRADESH	54,51,390	52,22,516	34,77,908	96
31	WEST BENGAL	27,21,986	27,14,620	17,90,877	100
32	ANDAMAN AND NICOBAR ISLANDS	25,515	21,064	14,825	83
33	CHANDIGARH	13,005	14,762	13,564	114
34	DADRA AND NAGAR HAVELI	7,848	6,616	5,807	84
35	DAMAN AND DIU	4,295	2,938	368	68
36	LAKSHADWEEP	3,465	2,360	1,425	68
Grand Total		3,91,89,070	3,67,15,376	2,28,27,110	94

Very Good:(90% or above of targets)

ANDHRA PRADESH, ARUNACHAL PRADESH, ASSAM, BIHAR, CHHATISGARH, DELHI, GOA, GUJARAT, HARYANA, HIMACHAL PRADESH, JAMMU AND KASHMIR, KERALA, MAHARASHTRA, MANIPUR, MEGHALAYA, MIZORAM, NAGALAND, RAJASTHAN, TAMIL NADU, TRIPURA, UTTARAKHAND, UTTAR PRADESH, WEST BENGAL, CHANDIGARH

Good:(Between 80% to 90% targets)

KARNATAKA, MADHYA PRADESH, ODISHA, PUNJAB, SIKKIM, ANDAMAN AND NICOBAR ISLANDS, DADRA AND NAGAR HAVELI

Poor:(Below 80% of targets)

JHARKHAND, PUDUCHERRY, TELANGANA, DAMAN AND DIU, LAKSHADWEEP

**Food Security: Targeted Public Distribution System
(APL+BPL+AAY)**

Off take

**% Achievement of Target
During April 2015 - December 2015**

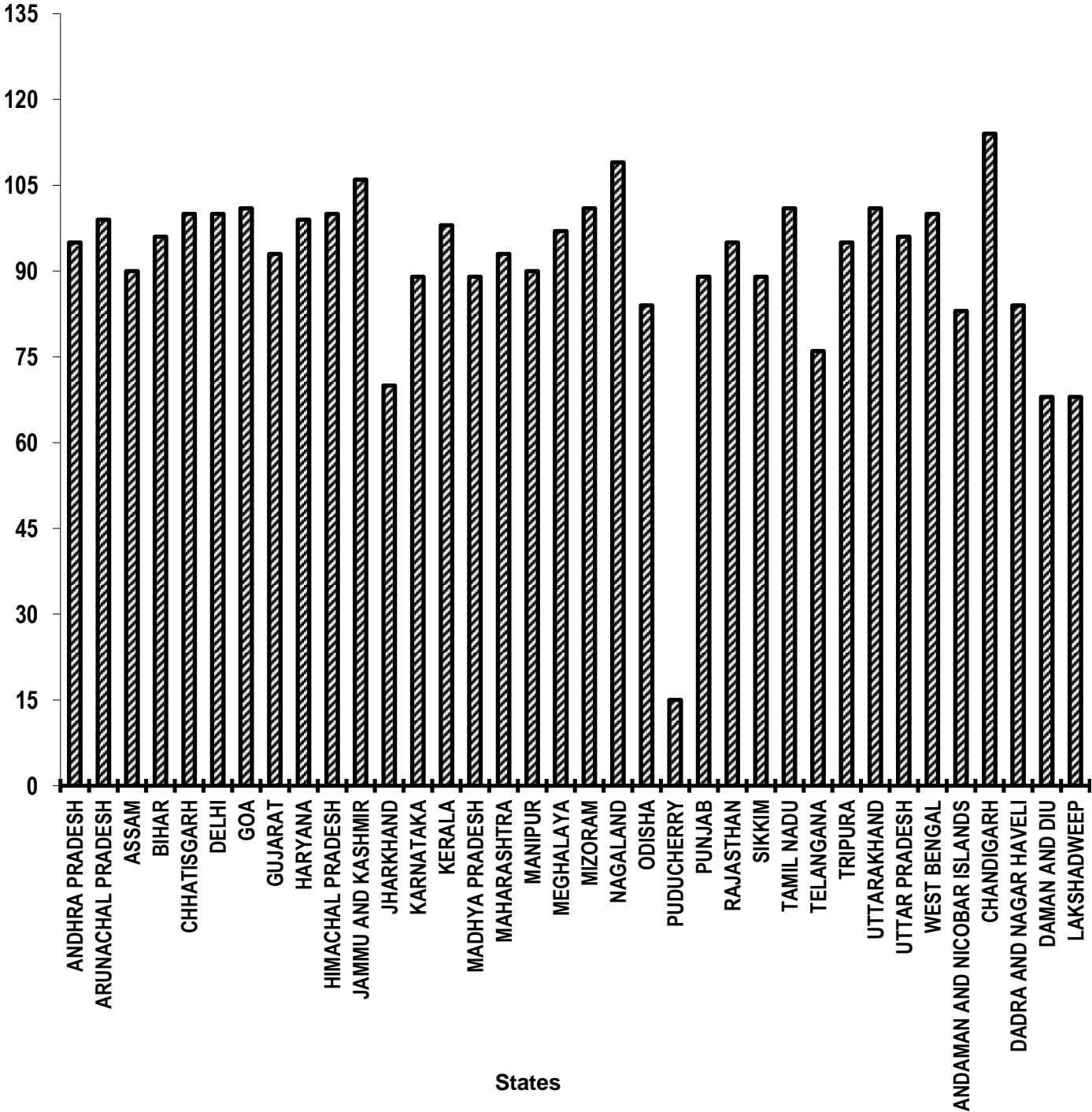


Table - 5(B)

Food security-Targeted Public Distribution system (only AAY)

Sl. No.	State/UT Name	Allocation of Food Grains (Tonnes) April 2015-December 2015	Off take (Tonnes) April 2015-December 2015	Achievement as reported till September 2015	Percentage of offtake w.r.t. Allocation of Food Grains
(1)	(2)	(3)	(4)	(5)	(6)
1	ANDHRA PRADESH	2,54,384	2,85,774	1,72,605	112
2	ARUNACHAL PRADESH	11,979	19,238	8,085	161
3	ASSAM	1,97,128	1,98,271	1,49,171	101
4	BIHAR	0	0	0	-
5	CHHATISGARH	0	0	0	-
6	DELHI	0	0	0	-
7	GOA	4,072	4,055	3,037	100
8	GUJARAT	2,44,719	2,44,596	1,61,333	100
9	HARYANA	0	0	0	-
10	HIMACHAL PRADESH	0	0	0	-
11	JAMMU AND KASHMIR	80,541	94,952	69,242	118
12	JHARKHAND	1,92,762	2,21,474	1,90,265	115
13	KARNATAKA	0	0	0	-
14	KERALA	1,87,695	1,87,610	1,24,002	100
15	MADHYA PRADESH	0	0	0	-
16	MAHARASHTRA	0	0	0	-
17	MANIPUR	20,043	18,033	13,362	90
18	MEGHALAYA	22,113	22,112	14,742	100
19	MIZORAM	8,190	8,368	5,141	102
20	NAGALAND	14,976	16,517	10,753	110
21	ODISHA	3,37,748	3,34,301	2,62,915	99
22	PUDUCHERRY	6,774	2,600	2,600	38
23	PUNJAB	0	0	0	-
24	RAJASTHAN	0	0	0	-
25	SIKKIM	5,202	4,624	3,468	89
26	TAMIL NADU	5,87,358	5,86,876	4,28,763	100
27	TELANGANA	1,36,356	1,33,043	19,036	98
28	TRIPURA	19,800	23,760	23,760	120
29	UTTARAKHAND	40,092	44,800	38,624	112
30	UTTAR PRADESH	12,89,772	12,90,731	8,59,695	100
31	WEST BENGAL	3,32,985	3,50,514	2,43,819	105
32	ANDAMAN AND NICOBAR ISLANDS	1,305	885	704	68
33	CHANDIGARH	0	0	0	-
34	DADRA AND NAGAR HAVELI	1,647	1,464	1,171	89
35	DAMAN AND DIU	371	391	48	105
36	LAKSHADWEEP	168	0	0	0
Grand Total		39,98,180	40,94,989	28,06,341	102

Very Good:(90% or above of targets)

ANDHRA PRADESH, ARUNACHAL PRADESH, ASSAM, GOA, GUJARAT, JAMMU AND KASHMIR, JHARKHAND, KERALA, MANIPUR, MEGHALAYA, MIZORAM, NAGALAND, ODISHA, TAMIL NADU, TELANGANA, TRIPURA, UTTARAKHAND, UTTAR PRADESH, WEST BENGAL, DAMAN AND DIU

Good:(Between 80% to 90% targets)

SIKKIM, DADRA AND NAGAR HAVELI

Poor:(Below 80% of targets)

PUDUCHERRY, ANDAMAN AND NICOBAR ISLANDS, LAKSHADWEEP

Food Security: Targeted Public Distribution System (Only Antyodaya Anna Yojana) Off take

% Achievement of Target
During April 2015 - December 2015

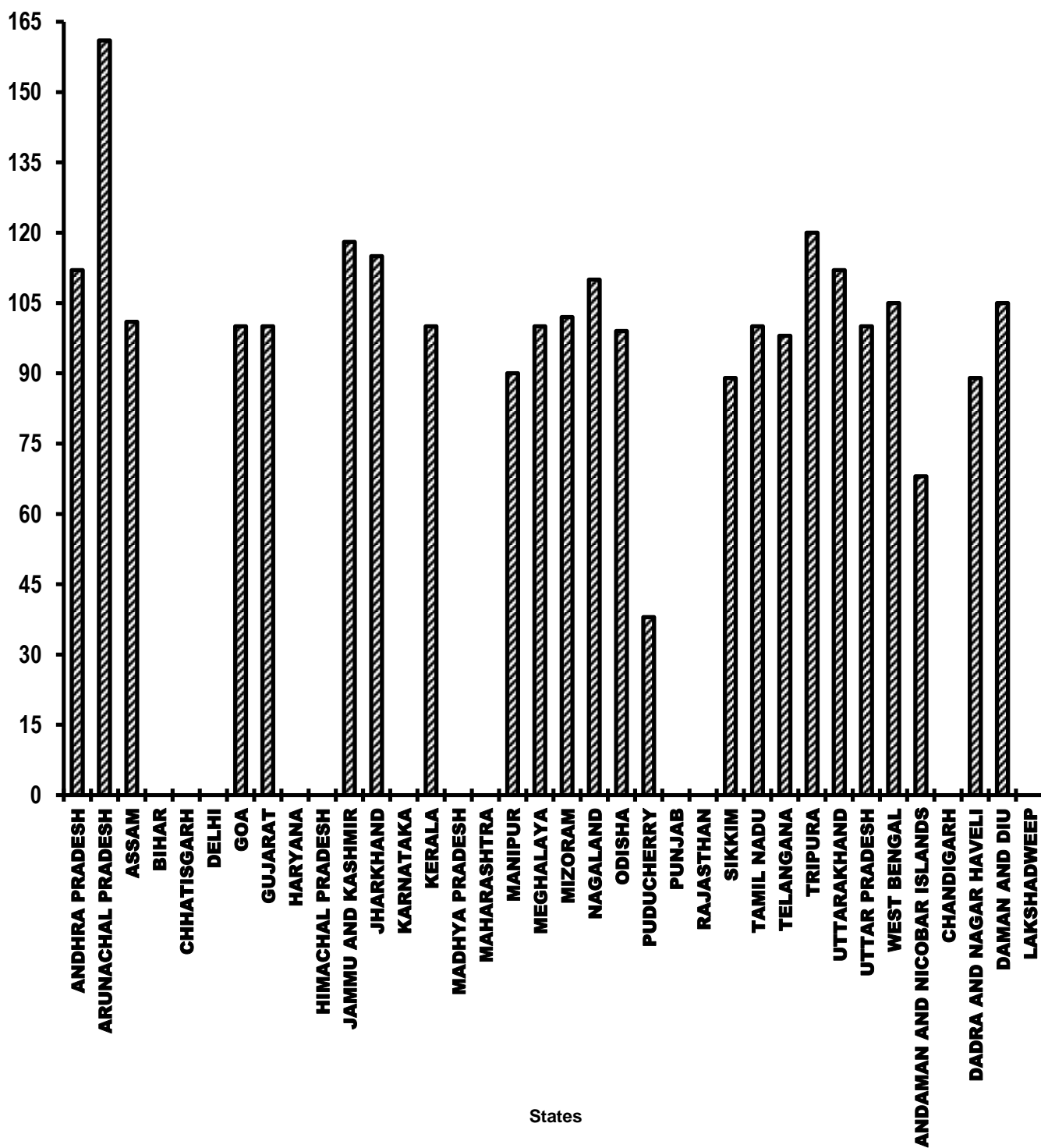


Table - 5(C)

Food Security - Targeted Public Distribution System (Only BPL)

Sl. No.	State/UT Name	Allocation of Food Grains (Tonnes) April 2015- December 2015	Off take (Tonnes) April 2015- December 2015	Achievement as reported till September 2015	Percentage of offtake w.r.t. Allocation of Food Grains
(1)	(2)	(3)	(4)	(5)	(6)
1	ANDHRA PRADESH	4,09,048	4,61,531	2,54,427	113
2	ARUNACHAL PRADESH	19,143	19,238	12,856	100
3	ASSAM	3,16,816	3,20,853	2,42,326	101
4	BIHAR	0	0	0	-
5	CHHATISGARH	0	0	0	-
6	DELHI	0	0	0	-
7	GOA	4,149	3,601	2,679	87
8	GUJARAT	4,23,117	4,23,247	2,69,425	100
9	HARYANA	0	0	0	-
10	HIMACHAL PRADESH	0	0	0	-
11	JAMMU AND KASHMIR	1,51,272	1,58,734	1,08,803	105
12	JHARKHAND	3,09,984	3,03,784	3,03,784	98
13	KARNATAKA	0	0	0	-
14	KERALA	3,01,761	2,99,042	2,01,315	99
15	MADHYA PRADESH	0	0	0	-
16	MAHARASHTRA	0	0	0	-
17	MANIPUR	32,256	29,602	21,504	92
18	MEGHALAYA	35,532	35,520	23,688	100
19	MIZORAM	13,230	13,630	9,513	103
20	NAGALAND	24,084	25,703	17,271	107
21	ODISHA	7,50,506	7,43,408	5,84,048	99
22	PUDUCHERRY	10,782	1,119	1,119	10
23	PUNJAB	0	0	0	-
24	RAJASTHAN	0	0	0	-
25	SIKKIM	8,478	7,535	5,651	89
26	TAMIL NADU	9,44,424	9,59,649	5,46,851	102
27	TELANGANA	2,19,258	2,21,816	60,655	101
28	TRIPURA	31,825	31,825	31,825	100
29	UTTARAKHAND	64,494	83,562	74,138	130
30	UTTAR PRADESH	20,74,113	20,70,464	13,85,716	100
31	WEST BENGAL	10,89,094	12,62,186	8,34,405	116
32	ANDAMAN AND NICOBAR ISLANDS	2,943	2,124	1,603	72
33	CHANDIGARH	0	0	0	-
34	DADRA AND NAGAR HAVELI	3,771	3,352	2,571	89
35	DAMAN AND DIU	609	520	112	85
36	LAKSHADWEEP	252	0	0	0
Grand Total		72,40,941	74,82,045	49,96,285	103

Very Good:(90% or above of targets)

ANDHRA PRADESH, ARUNACHAL PRADESH, ASSAM, GUJARAT, JAMMU AND KASHMIR, JHARKHAND, KERALA, MANIPUR, MEGHALAYA, MIZORAM, NAGALAND, ODISHA, TAMIL NADU, TELANGANA, TRIPURA, UTTARAKHAND, UTTAR PRADESH, WEST BENGAL

Good:(Between 80% to 90% targets)

GOA, SIKKIM, DADRA AND NAGAR HAVELI, DAMAN AND DIU

Poor:(Below 80% of targets)

PUDUCHERRY, ANDAMAN AND NICOBAR ISLANDS, LAKSHADWEEP

Food Security: Targeted Public Distribution System (Only BPL)

Off take

% Achievement of Target
During April 2015- December 2015

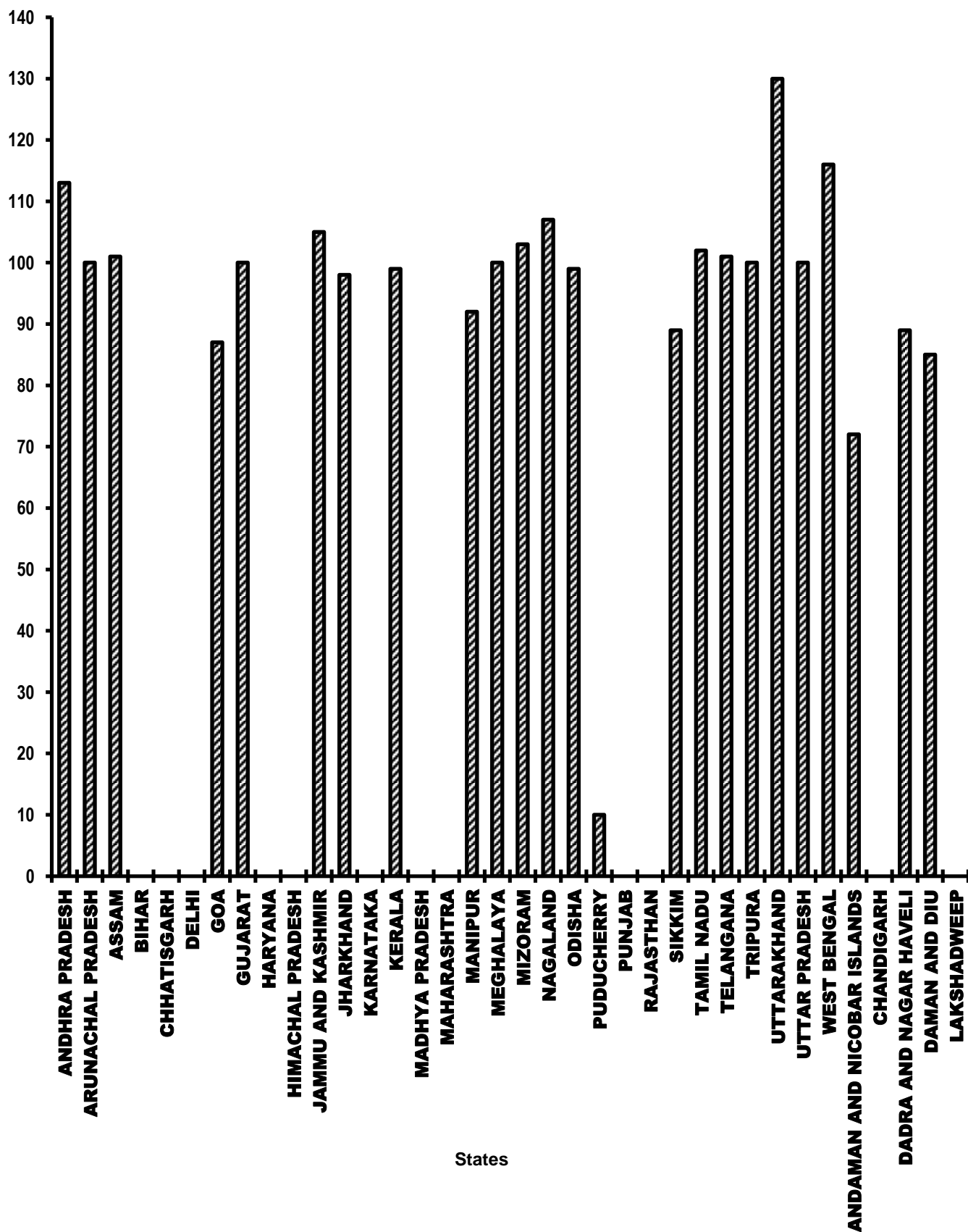


Table - 5(D)

Food Security:National Food Security Act(Normal)-NFSA

Sl. No.	State/UT Name	Allocation of Food Grains (Tonnes) April 2015- December 2015	Off take (Tonnes) April 2015- December 2015	Achievement as reported till September 2015	Percentage of offtake w.r.t. Allocation of Food Grains
(1)	(2)	(3)	(4)	(5)	(6)
1	ANDHRA PRADESH	1,54,123	0	0	0
2	ARUNACHAL PRADESH	0	0	0	-
3	ASSAM	1,30,233	0	0	0
4	BIHAR	38,67,809	37,28,790	18,88,116	96
5	CHHATISGARH	10,38,042	10,38,042	6,92,028	100
6	DELHI	3,11,320	3,12,410	2,04,836	100
7	GOA	2,785	1,862	0	67
8	GUJARAT	0	0	0	-
9	HARYANA	5,96,250	5,92,347	4,09,049	99
10	HIMACHAL PRADESH	1,39,464	1,38,705	92,806	99
11	JAMMU AND KASHMIR	0	0	0	-
12	JHARKHAND	3,90,411	1,52,793	0	39
13	KARNATAKA	19,56,656	17,37,237	12,19,901	89
14	KERALA	0	0	0	-
15	MADHYA PRADESH	25,22,007	22,51,555	14,13,660	89
16	MAHARASHTRA	34,53,894	32,17,452	21,32,772	93
17	MANIPUR	0	0	0	-
18	MEGHALAYA	0	0	0	-
19	MIZORAM	0	0	0	-
20	NAGALAND	0	0	0	-
21	ODISHA	2,10,581	51,013	0	24
22	PUDUCHERRY	0	0	0	-
23	PUNJAB	6,52,590	5,79,384	71,250	89
24	RAJASTHAN	20,93,679	19,68,230	13,39,075	94
25	SIKKIM	0	0	0	-
26	TAMIL NADU	0	0	0	-
27	TELANGANA	3,24,012	1,31,807	0	41
28	TRIPURA	49,628	41,470	0	84
29	UTTARAKHAND	1,00,365	75,824	0	76
30	UTTAR PRADESH	0	0	0	-
31	WEST BENGAL	5,51,181	3,59,327	1,57,622	65
32	ANDAMAN AND NICOBAR ISLANDS	0	0	0	-
33	CHANDIGARH	6,145	6,529	6,229	106
34	DADRA AND NAGAR HAVELI	0	0	0	-
35	DAMAN AND DIU	998	723	0	72
36	LAKSHADWEEP	635	288	127	45
Grand Total		1,85,52,808	1,63,85,788	96,27,471	88

Very Good:(90% or above of targets)

BIHAR, CHHATISGARH, DELHI, HARYANA, HIMACHAL PRADESH, MAHARASHTRA, RAJASTHAN, CHANDIGARH

Good:(Between 80% to 90% targets)

KARNATAKA, MADHYA PRADESH, PUNJAB, TRIPURA

Poor:(Below 80% of targets)

ANDHRA PRADESH, ASSAM, GOA, JHARKHAND, ODISHA, TELANGANA, UTTARAKHAND, WEST BENGAL, DAMAN AND DIU, LAKSHADWEEP

Food Security: National Food Security Act (Normal) Off take

% Achievement of Target
During April 2015 - December 2015

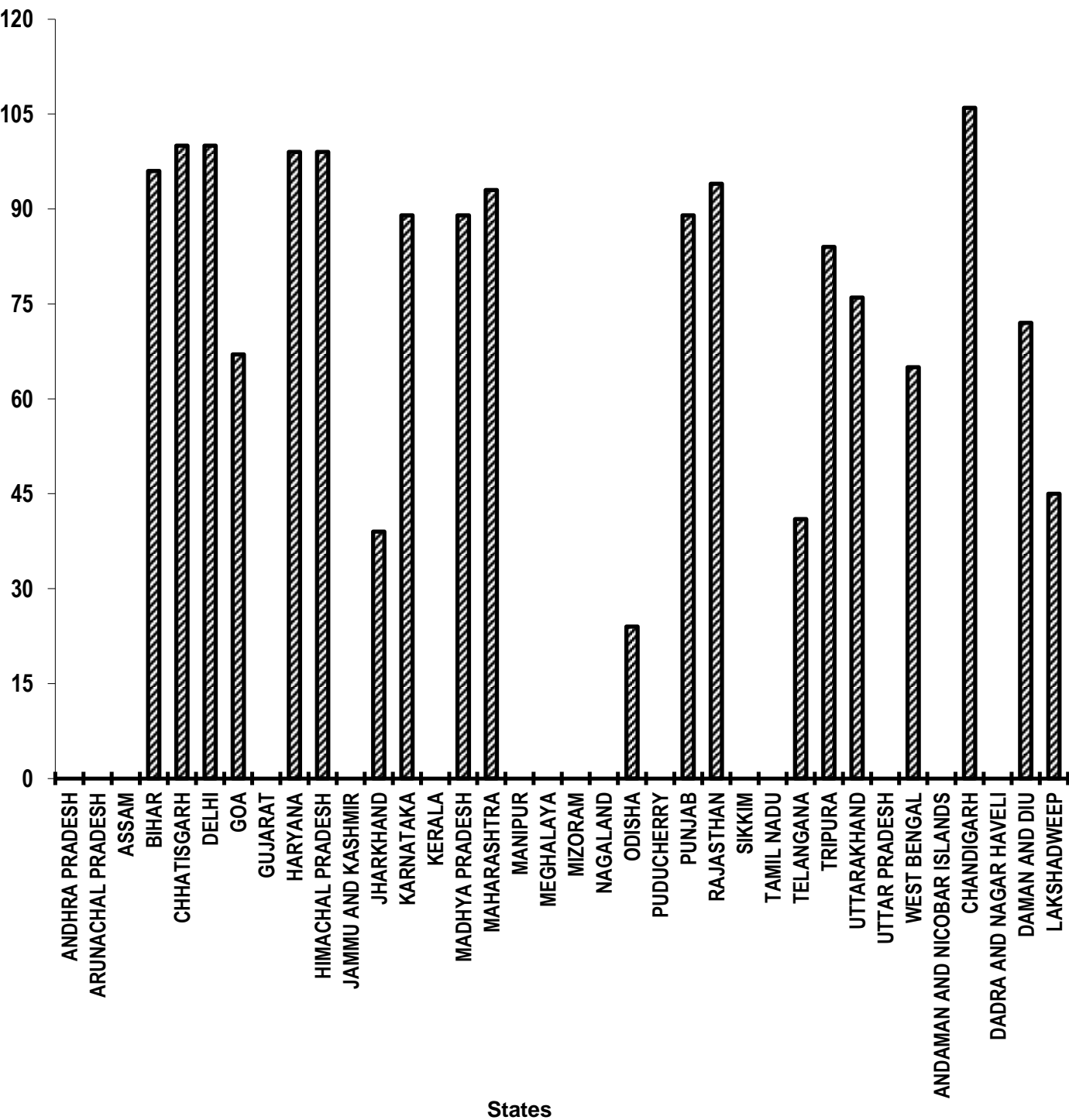


Table - 5(E)

Food Security: National Food Security Act (Tide Over)-NFSA

Sl. No.	State/UT Name	Allocation of Food Grains (Tonnes) April 2015- December 2015	Off take (Tonnes) April 2015- December 2015	Achievement as reported till September 2015	Percentage of offtake w.r.t. Allocation of Food Grains
(1)	(2)	(3)	(4)	(5)	(6)
1	ANDHRA PRADESH	1,864	0	0	0
2	ARUNACHAL PRADESH	0	0	0	-
3	ASSAM	8,272	0	0	0
4	BIHAR	0	0	0	-
5	CHHATISGARH	0	0	0	-
6	DELHI	674	224	182	33
7	GOA	2,132	2,208	0	104
8	GUJARAT	0	0	0	-
9	HARYANA	0	0	0	-
10	HIMACHAL PRADESH	2,41,533	2,42,437	1,63,433	100
11	JAMMU AND KASHMIR	0	0	0	-
12	JHARKHAND	0	0	0	-
13	KARNATAKA	0	0	0	-
14	KERALA	0	0	0	-
15	MADHYA PRADESH	0	0	0	-
16	MAHARASHTRA	0	0	0	-
17	MANIPUR	0	0	0	-
18	MEGHALAYA	0	0	0	-
19	MIZORAM	0	0	0	-
20	NAGALAND	0	0	0	-
21	ODISHA	0	0	0	-
22	PUDUCHERRY	0	0	0	-
23	PUNJAB	0	0	0	-
24	RAJASTHAN	0	0	0	-
25	SIKKIM	0	0	0	-
26	TAMIL NADU	0	0	0	-
27	TELANGANA	10,488	3,051	0	29
28	TRIPURA	40,704	25,308	0	62
29	UTTARAKHAND	25,383	19,006	0	75
30	UTTAR PRADESH	0	0	0	-
31	WEST BENGAL	0	0	0	-
32	ANDAMAN AND NICOBAR ISLANDS	0	0	0	-
33	CHANDIGARH	6,860	8,233	7,335	120
34	DADRA AND NAGAR HAVELI	0	0	0	-
35	DAMAN AND DIU	0	0	0	-
36	LAKSHADWEEP	1,290	1,032	258	80
Grand Total		3,39,200	3,01,499	1,71,208	89

Very Good: (90% or above of targets)**GOA, HIMACHAL PRADESH, CHANDIGARH****Good: (Between 80% to 90% targets)****LAKSHADWEEP****Poor: (Below 80% of targets)****ANDHRA PRADESH, ASSAM, DELHI, TELANGANA, TRIPURA, UTTARAKHAND**

**Food Security: National Food Security Act
(Tide Over)**

Off take

**% Achievement of Target
During April 2015 - December 2015**

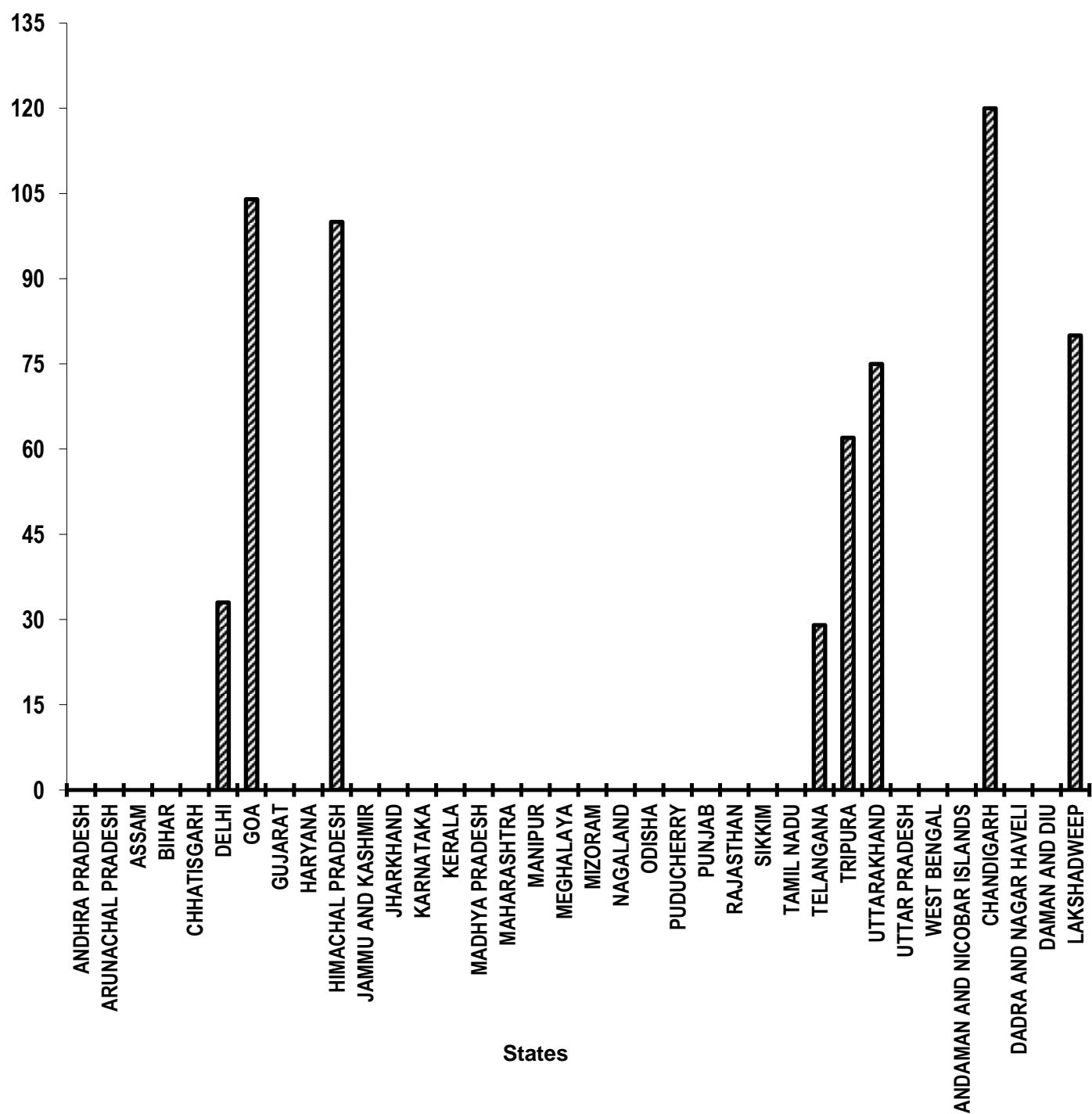


Table - 6

Rural Housing - Indira Awaas Yojana
Houses constructed
(Unit: Number)

Sl. No.	State/UT Name	Target +		Achievement		Percent Achievement
		2015-2016	April 2015-December 2015	April 2015-December 2015	Achievement as reported till September 2015	April 2015-December 2015
(1)	(2)	(3)	(4)	(5)	(6)	(5)/(4)
1	ANDHRA PRADESH	65,976	32,988	41,007	26,145	124
2	ARUNACHAL PRADESH	1,357	679	0	0	0
3	ASSAM	1,23,193	61,596	38,244	28,844	62
4	BIHAR	2,36,271	1,18,135	2,48,634	1,68,262	210
5	CHHATISGARH	36,158	18,079	35,659	31,036	197
6	GOA	495	247	563	455	228
7	GUJARAT	28,753	14,376	35,869	20,097	250
8	HARYANA	29,314	14,657	5,700	3,317	39
9	HIMACHAL PRADESH	2,635	1,317	0	0	0
10	JAMMU AND KASHMIR	7,579	3,789	4,826	2,997	127
11	JHARKHAND	41,901	20,951	NR	NR	0
12	KARNATAKA	80,087	40,043	61,628	38,259	154
13	KERALA	49,792	24,896	26,128	16,125	105
14	MADHYA PRADESH	97,109	48,554	0	0	0
15	MAHARASHTRA	1,58,763	79,381	10,189	6,125	13
16	MANIPUR	3,133	1,566	0	NR	0
17	MEGHALAYA	5,672	2,836	869	847	31
18	MIZORAM	870	435	0 #	0	0
19	NAGALAND	996	498	NR	NR	0
20	ODISHA	1,35,403	67,701	3,84,675	97,862	568
21	PUDUCHERRY	549	274	0	NR	0
22	PUNJAB	47,844	23,922	2,511	2,511	10
23	RAJASTHAN	85,162	42,581	55,220	29,075	130
24	SIKKIM	1,234	617	0	0	0
25	TAMIL NADU	45,044	22,522	7,131	667	32
26	TELANGANA	56,748	28,374	0	0	0
27	TRIPURA	6,423	3,211	0 #	0	0
28	UTTARAKHAND	6,432	3,216	4,240	2,617	132
29	UTTAR PRADESH	3,58,551	1,79,275	1,99,862	61,504	111
30	WEST BENGAL	3,64,877	1,82,438	2,26,121	1,76,113	124
31	ANDAMAN AND NICOBAR ISLANDS	609	304	111	79	37
32	DADRA AND NAGAR HAVELI	157	78	0	0	0
33	DAMAN AND DIU	43	21	0	0	0
34	LAKSHADWEEP	16	8	58	35	725
Grand Total		20,79,146	10,39,565	13,89,245	7,12,972	134

Very Good:(90% or above of targets)

ANDHRA PRADESH, BIHAR, CHHATISGARH, GOA, GUJARAT, JAMMU AND KASHMIR, KARNATAKA, KERALA, ODISHA, RAJASTHAN, UTTARAKHAND, UTTAR PRADESH, WEST BENGAL, LAKSHADWEEP

Poor:(Below 80% of targets)

ARUNACHAL PRADESH, ASSAM, HARYANA, HIMACHAL PRADESH, JHARKHAND, MADHYA PRADESH, MAHARASHTRA, MANIPUR, MEGHALAYA, MIZORAM, NAGALAND, PUDUCHERRY, PUNJAB, SIKKIM, TAMIL NADU, TELANGANA, TRIPURA, ANDAMAN AND NICOBAR ISLANDS, DADRA AND NAGAR HAVELI, DAMAN AND DIU

Note:

NR Not Reported

Figures reported earlier have been repeated

+ M/o Rural development has revised the targets for the Year 2015-16

Rural Housing - Indira Awaas Yojana

Houses constructed
% Achievement of Target
During April 2015 - December 2015

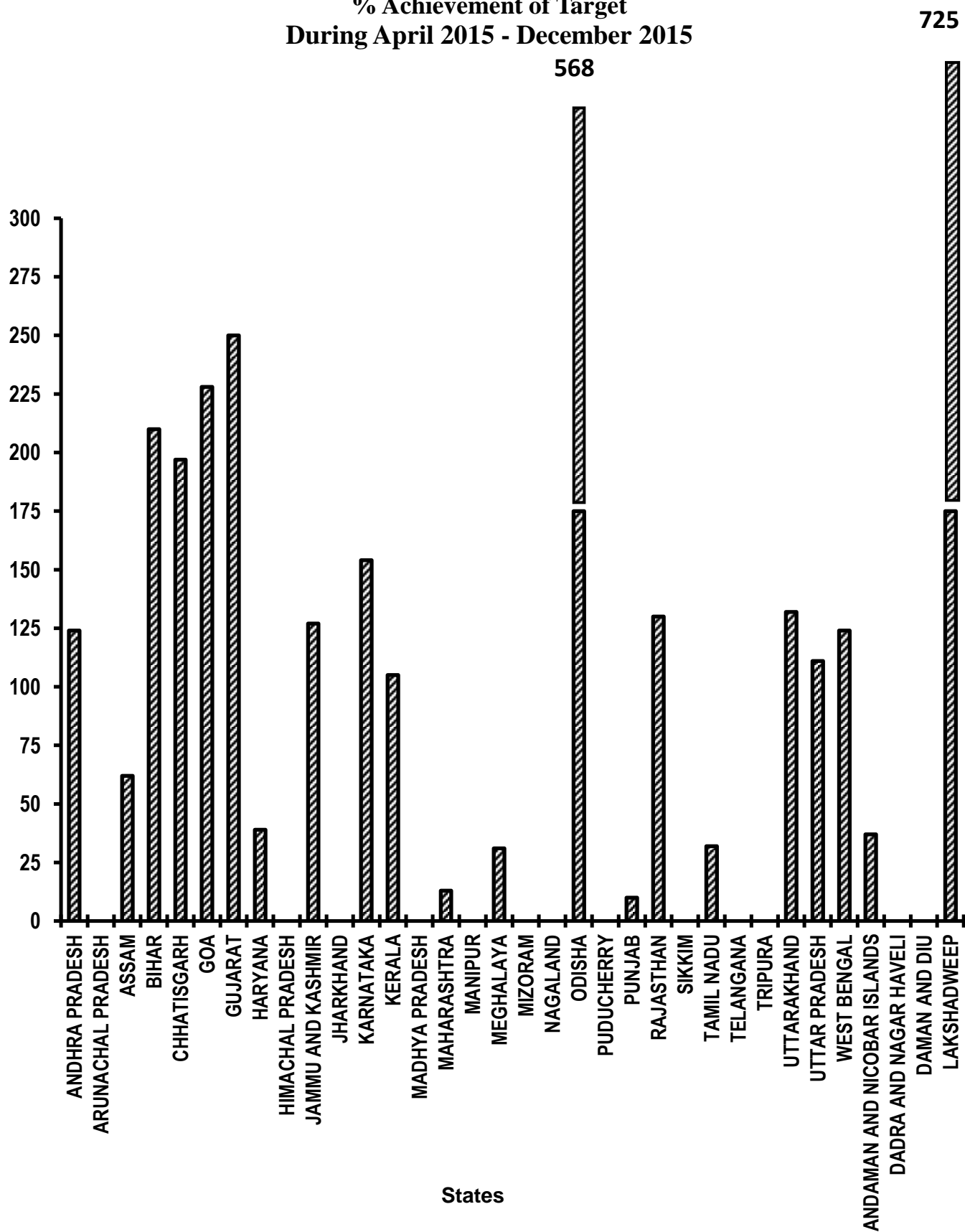


Table - 7

EWS/LIG Houses in Urban Areas
Houses constructed
(Unit: Number)

Sl. No.	State/UT Name	Target		Achievement		Percent Achievement
		2015-2016	April 2015-December 2015	April 2015-December 2015	Achievement as reported till September 2015	April 2015-December 2015
(1)	(2)	(3)	(4)	(5)	(6)	(5)/(4)
1	ANDHRA PRADESH	9,055	6,791	2,818	1,507	41
2	ARUNACHAL PRADESH	417	313	0	0	0
3	ASSAM	1,488	1,116	0	0	0
4	BIHAR	8,865	6,649	3411 #	3,411	51
5	CHHATISGARH	6,716	5,037	7,912	7,474	157
6	DELHI	14,969	11,227	2,040	0	18
7	GOA	-	-	0	0	-
8	GUJARAT	8,822	6,616	4,379	3,409	66
9	HARYANA	353	265	2509 #	2,509	947
10	HIMACHAL PRADESH	610	457	0	0	0
11	JAMMU AND KASHMIR	3,668	2,751	0	0	0
12	JHARKHAND	2,228	1,670	NR	NR	0
13	KARNATAKA	1,252	939	6,088	3,924	648
14	KERALA	3,969	2,977	316	220	11
15	MADHYA PRADESH	4,205	3,153	0	0	0
16	MAHARASHTRA	27,474	20,606	11,214	6,874	54
17	MANIPUR	23	17	0	NR	0
18	MEGHALAYA	411	308	230	0	75
19	MIZORAM	98	73	0 #	0	0
20	NAGALAND	707	531	NR	NR	0
21	ODISHA	1,627	1,221	1,472	1,461	121
22	PUDUCHERRY	350	262	0	NR	0
23	PUNJAB	1,401	1,051	0	0	0
24	RAJASTHAN	8,877	6,658	11,499	441	173
25	SIKKIM	15	11	0	0	0
26	TAMIL NADU	14,332	10,749	8,702	5,778	81
27	TELANGANA	4,594	3,446	0	0	0
28	TRIPURA	-	-	0 #	0	-
29	UTTARAKHAND	846	634	0	0	0
30	UTTAR PRADESH	11,427	8,570	1,121	1,039	13
31	WEST BENGAL	8,872	6,654	17,907	13,570	269
32	ANDAMAN AND NICOBAR ISLANDS	-	-	0	0	-
33	CHANDIGARH	2,306	1,729	0 #	0	0
34	DADRA AND NAGAR HAVELI	22	17	0	0	0
35	DAMAN AND DIU	-	-	0	0	-
Grand Total		1,49,999	1,12,498	81,618	51,617	73

Very Good: (90% or above of targets)

CHHATISGARH, HARYANA, KARNATAKA, ODISHA, RAJASTHAN, WEST BENGAL

Good: (Between 80% to 90% targets)

TAMIL NADU

Poor: (Below 80% of targets)

ANDHRA PRADESH, ARUNACHAL PRADESH, ASSAM, BIHAR, DELHI, GUJARAT, HIMACHAL PRADESH, JAMMU AND KASHMIR, JHARKHAND, KERALA, MADHYA PRADESH, MAHARASHTRA, MANIPUR, MEGHALAYA, MIZORAM, NAGALAND, PUDUCHERRY, PUNJAB, SIKKIM, TELANGANA, UTTARAKHAND, UTTAR PRADESH, CHANDIGARH, DADRA AND NAGAR HAVELI

Note:

NR Not Reported

Figures reported earlier have been repeated

EWS/LIG Houses in Urban Areas

Houses constructed
% Achievement of Target
During April 2015 - December 2015

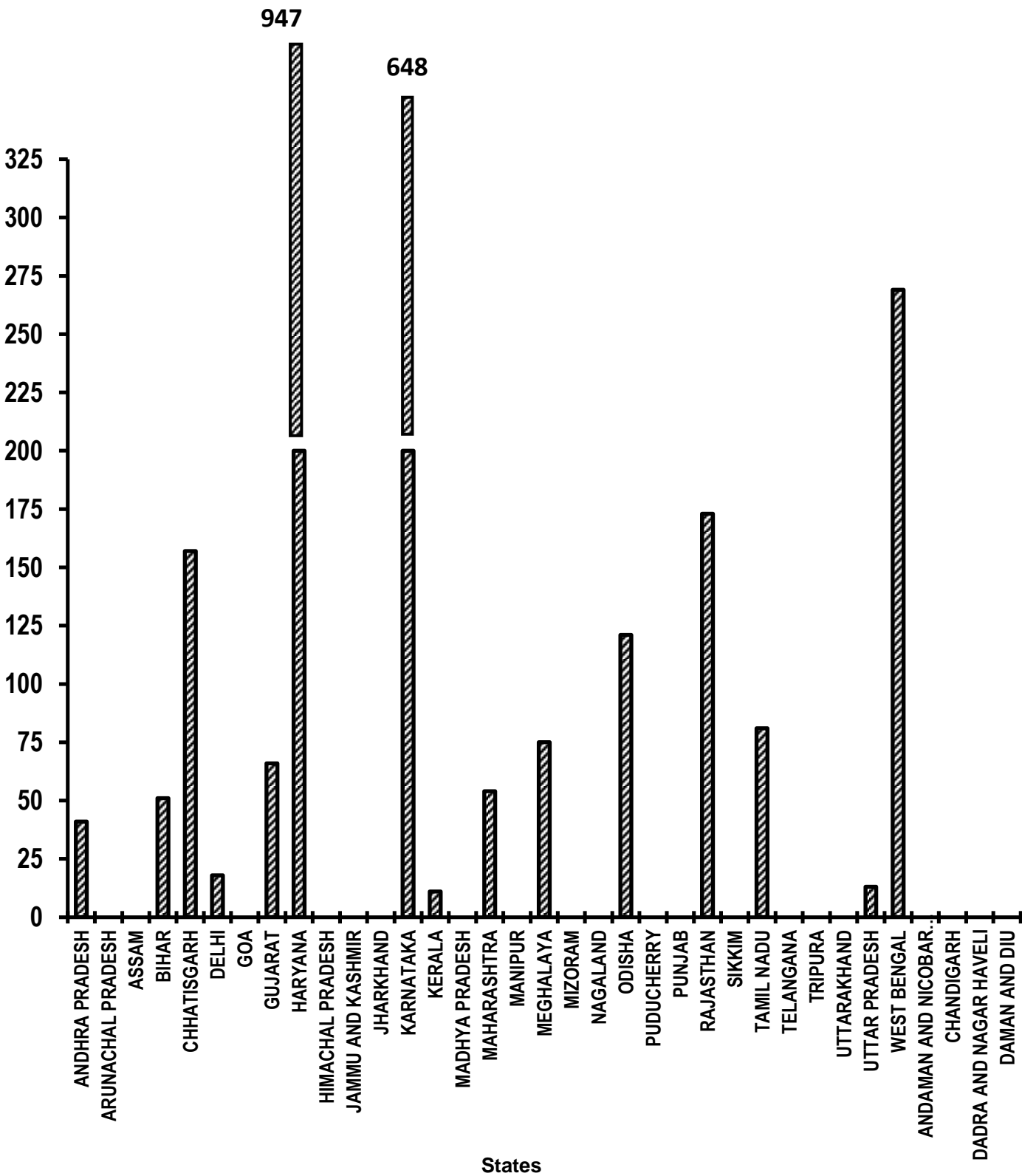


Table - 8(A)

Rural Areas: National Rural Drinking Water Programme (NRDWP)
Habitations covered (Partially covered & Slipped back)
(Unit: Number)

Sl. No.	State/UT Name	Target		Achievement		Percent Achievement
		2015-2016	April 2015-December 2015	April 2015-December 2015	Achievement as reported till September 2015	April 2015-December 2015
(1)	(2)	(3)	(4)	(5)	(6)	(5)/(4)
1	ANDHRA PRADESH	2,600	1,561	1,669	686	107
2	ARUNACHAL PRADESH	202	122	0	0	0
3	ASSAM	6,334	3,800	496	312	13
4	BIHAR	9,000	5,400	3,964	2,473	73
5	CHHATISGARH	8,200	4,920	616	610	13
6	GUJARAT	900	540	568	564	105
7	HARYANA	527	316	246	65	78
8	HIMACHAL PRADESH	2,500	1,500	1,478	873	99
9	JAMMU AND KASHMIR	793	476	100	2	21
10	JHARKHAND	16,332	9,800	NR	NR	0
11	KARNATAKA	8,483	5,090	8,475	0	167
12	KERALA	900	540	183	149	34
13	MADHYA PRADESH	10,000	6,001	0	0	0
14	MAHARASHTRA	3,713	2,227	871	459	39
15	MANIPUR	200	119	65	NR	55
16	MEGHALAYA	181	107	89	0	83
17	MIZORAM	52	32	4	0	12
18	NAGALAND	84	52	NR	NR	0
19	ODISHA	11,300	6,779	10,548	8,925	156
20	PUDUCHERRY	17	10	0	NR	0
21	PUNJAB	850	510	131	87	26
22	RAJASTHAN	800 \$	480	738	518	154
23	SIKKIM	200	119	11	11	9
24	TAMIL NADU	4,449	2,668	221	173	8
25	TELANGANA	1,909	1,147	1,387	1,101	121
26	TRIPURA	93	56	10 #	10	18
27	UTTARAKHAND	1,028	617	442	256	72
28	UTTAR PRADESH	23,000	13,801	625	625	5
29	WEST BENGAL	3,420	2,053	1,655	684	81
30	ANDAMAN AND NICOBAR ISLANDS	4	3	7	7	233
Grand Total		1,18,071	70,846	34,599	18,590	49

Very Good: (90% or above of targets)

ANDHRA PRADESH, GUJARAT, HIMACHAL PRADESH, KARNATAKA, ODISHA, RAJASTHAN, TELANGANA, ANDAMAN AND NICOBAR ISLANDS

Good: (Between 80% to 90% targets)

MEGHALAYA, WEST BENGAL

Poor: (Below 80% of targets)

ARUNACHAL PRADESH, ASSAM, BIHAR, CHHATISGARH, HARYANA, JAMMU AND KASHMIR, JHARKHAND, KERALA, MADHYA PRADESH, MAHARASHTRA, MANIPUR, MIZORAM, NAGALAND, PUDUCHERRY, PUNJAB, SIKKIM, TAMIL NADU, TRIPURA, UTTARAKHAND, UTTAR PRADESH

Note:

NR Not Reported

Figures reported earlier have been repeated

\$ M/o Drinking Water & Sanitation has revised the target downward for the state of Rajasthan

Rural Areas- National Rural Drinking Water Programme (NRDWP)

Habitations covered (Partially Covered & Slipped back)
% Achievement of Target
During April 2015 - December 2015

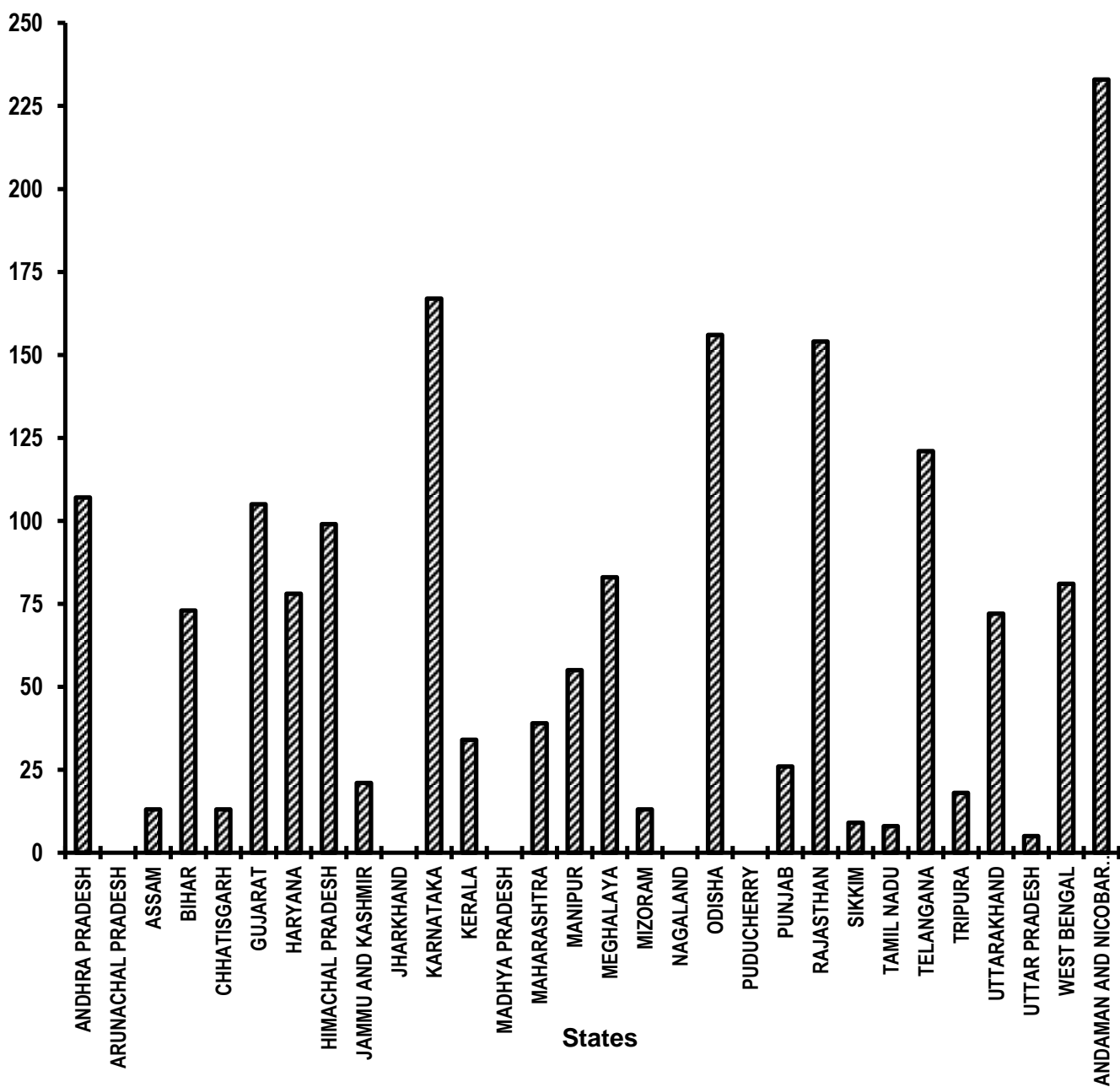


Table - 8(B)

Rural Areas: National Rural Drinking Water Programme (NRDWP)
Coverage of water quality affected habitations
(Unit: Number)

Sl. No.	State/UT Name	Target		Achievement		Percent Achievement
		2015-2016	April 2015-December 2015	April 2015-December 2015	Achievement as reported till September 2015	April 2015-December 2015
(1)	(2)	(3)	(4)	(5)	(6)	(5)/(4)
1	ANDHRA PRADESH	144	86	20	15	23
2	ARUNACHAL PRADESH	46	28	0	0	0
3	ASSAM	3,604	2,161	229	101	11
4	BIHAR	4,000	2,400	1,098	437	46
5	CHHATISGARH	2,700	1,620	176	176	11
6	GUJARAT	175	105	3	2	3
7	HARYANA	7	4	0	0	0
8	JAMMU AND KASHMIR	10	6	0	0	0
9	JHARKHAND	203	121	NR	NR	0
10	KARNATAKA	1,520	913	780	0	85
11	KERALA	100	60	58	31	97
12	MADHYA PRADESH	876	526	0	0	0
13	MAHARASHTRA	487	292	77	25	26
14	MEGHALAYA	19	13	0	0	0
15	NAGALAND	36	22	NR	NR	0
16	ODISHA	2,200	1,320	481	309	36
17	PUDUCHERRY	6	3	0	NR	0
18	PUNJAB	1,000	600	53	44	9
19	RAJASTHAN	1163 \$	697	372	225	53
20	TAMIL NADU	356	213	0	0	0
21	TELANGANA	148	88	140	118	159
22	TRIPURA	1,289	774	119 #	119	15
23	UTTARAKHAND	28	18	3	0	17
24	UTTAR PRADESH	1,500	900	36	36	4
25	WEST BENGAL	1,200	720	1,200	612	167
Grand Total		22,817	13,690	4,845	2,250	35

Very Good: (90% or above of targets)

KERALA, TELANGANA, WEST BENGAL

Good: (Between 80% to 90% targets)

KARNATAKA

Poor: (Below 80% of targets)

ANDHRA PRADESH, ARUNACHAL PRADESH, ASSAM, BIHAR, CHHATISGARH, GUJARAT, HARYANA, JAMMU AND KASHMIR, JHARKHAND, MADHYA PRADESH, MAHARASHTRA, MEGHALAYA, NAGALAND, ODISHA, PUDUCHERRY, PUNJAB, RAJASTHAN, TAMIL NADU, TRIPURA, UTTARAKHAND, UTTAR PRADESH

Note:

NR Not Reported

Figures reported earlier have been repeated

\$ M/o Drinking Water & Sanitation has revised the target downward for the state of Rajasthan

**Rural Areas- National Rural Drinking
Water Programme (NRDWP)
Coverage of Water Quality Affected Habitations
% Achievement of Target
During April 2015 December 2015**

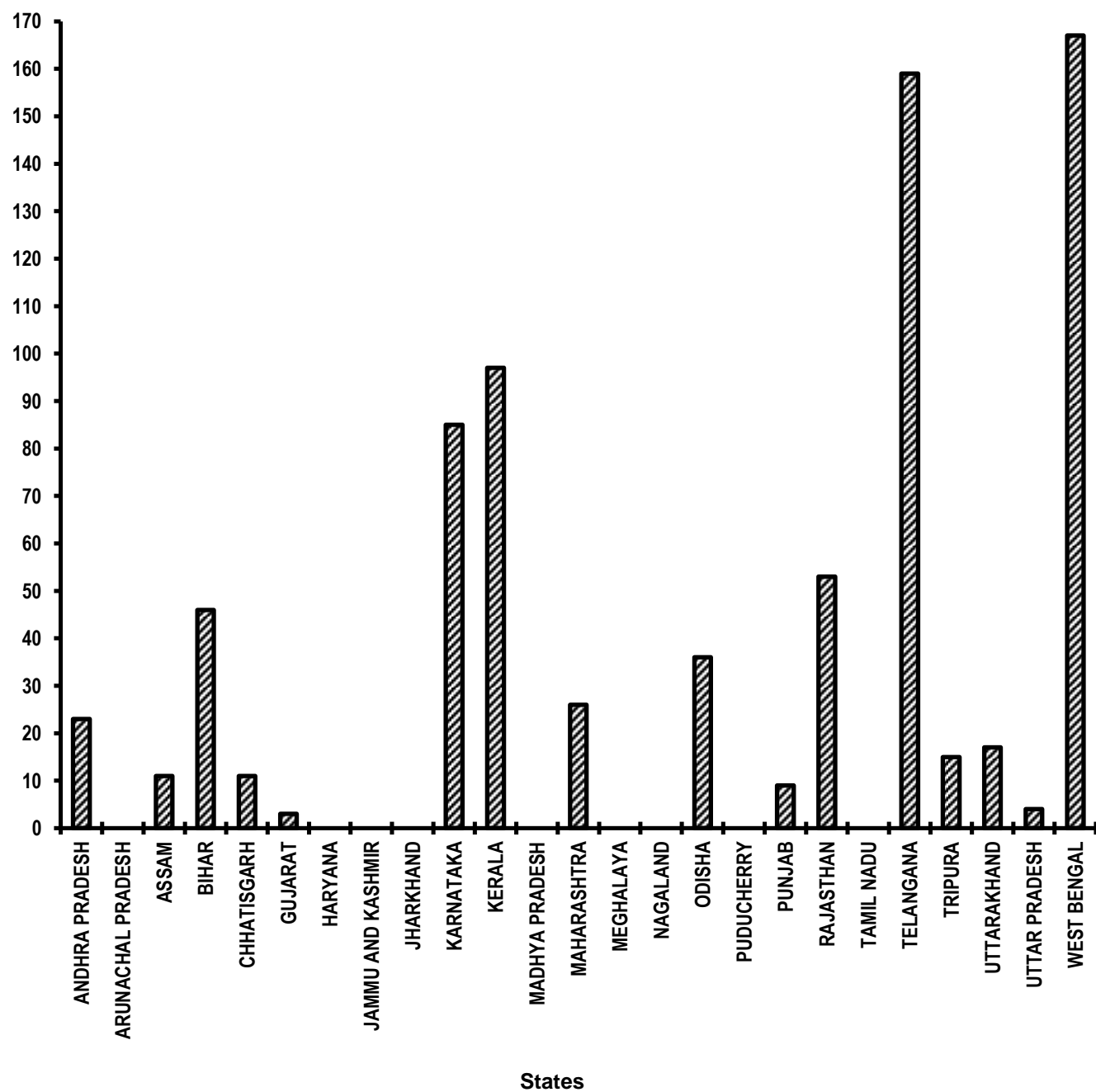


Table - 9

Sanitation Programme in Rural Areas
(Unit: Number)

Sl. No.	State/UT Name	Household latrines constructed	Achievement as reported till September 2015
(1)	(2)	(3)	(4)
1	ANDHRA PRADESH	2,28,840	1,61,121
2	ARUNACHAL PRADESH	6,613	3,493
3	ASSAM	3,41,946	2,04,714
4	BIHAR	1,40,168	79,166
5	CHHATISGARH	1,56,713	70,970
6	DELHI	0	0
7	GOA	0	0
8	GUJARAT	3,69,036	1,14,438
9	HARYANA	83,891	53,677
10	HIMACHAL PRADESH	49,710	29,560
11	JAMMU AND KASHMIR	27,182	6,762
12	JHARKHAND	1,71,819	83,295
13	KARNATAKA	3,28,913	2,11,830
14	KERALA	11,194	5,957
15	MADHYA PRADESH	7,23,062	3,40,263
16	MAHARASHTRA	4,43,868	2,38,415
17	MANIPUR	35,271	23,944
18	MEGHALAYA	27,935	16,439
19	MIZORAM	1,038	0
20	NAGALAND	16,041	16,041
21	ODISHA	6,31,327	3,41,589
22	PUDUCHERRY	0	0
23	PUNJAB	36,177	19,915
24	RAJASTHAN	16,24,741	8,84,399
25	SIKKIM	3,371	1,488
26	TAMIL NADU	4,87,506	2,27,726
27	TELANGANA	1,32,570	78,583
28	TRIPURA	26,148	9,759
29	UTTARAKHAND	36,379	27,588
30	UTTAR PRADESH	4,32,124	2,57,557
31	WEST BENGAL	11,07,631	7,87,855
32	ANDAMAN AND NICOBAR ISLANDS	0	0
33	CHANDIGARH	0	0
34	DADRA AND NAGAR HAVELI	0	0
35	DAMAN AND DIU	0	0
36	LAKSHADWEEP	0	0
Grand Total		76,81,214	42,96,544

Table - 10

Institutional Delivery
(Unit: Number)

Sl. No.	State/UT Name	institutions (Number) April 2015-	Achievement as reported till September 2015
(1)	(2)	(3)	(4)
1	ANDHRA PRADESH	5,87,630	3,91,732
2	ARUNACHAL PRADESH	5,876	5,876
3	ASSAM	0	0
4	BIHAR	0	0
5	CHHATISGARH	28,652	28,631
6	DELHI	2,36,881	1,53,003
7	GOA	14,747	9,576
8	GUJARAT	8,43,829	5,90,174
9	HARYANA	2,91,891	1,94,895
10	HIMACHAL PRADESH	59,622	39,421
11	JAMMU AND KASHMIR	1,14,407	78,914
12	JHARKHAND	NR	NR
13	KARNATAKA	6,46,933	4,29,549
14	KERALA	3,60,395	2,46,909
15	MADHYA PRADESH	9,28,092	2,56,205
16	MAHARASHTRA	19,18,252	7,16,893
17	MANIPUR	23,962	NR
18	MEGHALAYA	33,593	21,275
19	MIZORAM	0 #	0
20	NAGALAND	NR	NR
21	ODISHA	4,59,430	2,95,381
22	PUDUCHERRY	33,043	NR
23	PUNJAB	3,84,291	1,05,644
24	RAJASTHAN	10,25,559	6,68,010
25	SIKKIM	5,815	3,695
26	TAMIL NADU	7,17,398	4,70,763
27	TELANGANA	4,32,116	2,84,356
28	TRIPURA	0 #	0
29	UTTARAKHAND	88,110	56,534
30	UTTAR PRADESH	22,30,073	14,11,653
31	WEST BENGAL	7,18,158	4,95,022
32	ANDAMAN AND NICOBAR ISLANDS	3,562	2,380
33	CHANDIGARH	13518 #	13,518
34	DADRA AND NAGAR HAVELI	5,786	1,793
35	DAMAN AND DIU	2,873	1,768
36	LAKSHADWEEP	782	256
Grand Total		1,22,15,276	69,73,826

NR Not Reported

Figures reported earlier have been repeated

Table - 11(A)

SC Families assisted
SC families assisted under SCA to SCSP & NSFDC
(Unit: Number)

Sl. No.	State/UT Name	Target		Achievement		Percent Achievement
		2015-2016	April 2015-December 2015	April 2015-December 2015	Achievement as reported till September 2015	April 2015-December 2015
(1)	(2)	(3)	(4)	(5)	(6)	(5)/(4)
1	ANDHRA PRADESH	6,592	5,433	32,212	30,611	593
2	ASSAM	2,001	1,662	6,745	5,957	406
3	BIHAR	15,722	12,743	6,077	3,306	48
4	CHHATISGARH	3,616	2,900	109	87	4
5	DELHI	1,193	1,057	335	320	32
6	GOA	59	50	0	0	0
7	GUJARAT	3,610	2,944	24,489 #	24,489	832
8	HARYANA	4,218	3,458	5554 \$	15,859	161
9	HIMACHAL PRADESH	1,853	1,488	10,729	7,466	721
10	JAMMU AND KASHMIR	972	784	0	0	0
11	JHARKHAND	3,146	2,590	NR	NR	0
12	KARNATAKA	12,920	10,294	6,794	1,343	66
13	KERALA	2,518	2,063	17774 #	17,774	862
14	MADHYA PRADESH	13,147	10,513	336 #	336	3
15	MAHARASHTRA	10,092	8,334	2,880	1,796	35
16	MANIPUR	136	116	0	NR	0
17	MEGHALAYA	7	7	0	0	0
18	MIZORAM	1	1	0 #	0	0
19	ODISHA	6,230	5,087	37235 #	37,235	732
20	PUDUCHERRY	153	129	426	NR	330
21	PUNJAB	9,655	7,750	6,178	6	80
22	RAJASTHAN	10,088	8,272	9,755	4,878	118
23	SIKKIM	59	50	0	0	0
24	TAMIL NADU	11,548	9,494	5,633	2,626	59
25	TELANGANA	4,231	3,487	887	580	25
26	TRIPURA	834	675	154 #	154	23
27	UTTARAKHAND	1,588	1,298	1,169	754	90
28	UTTAR PRADESH	33,315	27,369	19,987	11,521	73
29	WEST BENGAL	17,918	14,675	26,809	17,831	183
30	CHANDIGARH	273	218	1059 #	1,059	486
31	DADRA AND NAGAR HAVELI	2	2	0	0	0
32	DAMAN AND DIU	2	2	0	0	0
Grand Total		1,77,699	1,44,945	2,23,326	1,85,988	154

Very Good:(90% or above of targets)

ANDHRA PRADESH, ASSAM, GUJARAT, HARYANA, HIMACHAL PRADESH, KERALA, ODISHA, PUDUCHERRY, RAJASTHAN, UTTARAKHAND, WEST BENGAL, CHANDIGARH

Good:(Between 80% to 90% targets)

PUNJAB

Poor:(Below 80% of targets)

BIHAR, CHHATISGARH, DELHI, GOA, JAMMU AND KASHMIR, JHARKHAND, KARNATAKA, MADHYA PRADESH, MAHARASHTRA, MANIPUR, MEGHALAYA, MIZORAM, SIKKIM, TAMIL NADU, TELANGANA, TRIPURA, UTTAR PRADESH, DADRA AND NAGAR HAVELI, DAMAN AND DIU

Note:

NR Not Reported

\$ State has revised the figure downward

Figures reported earlier have been repeated

SC Families Assisted under SCA to SCSP & NSFDC

% Achievement of Target
During April 2015 - December 2015

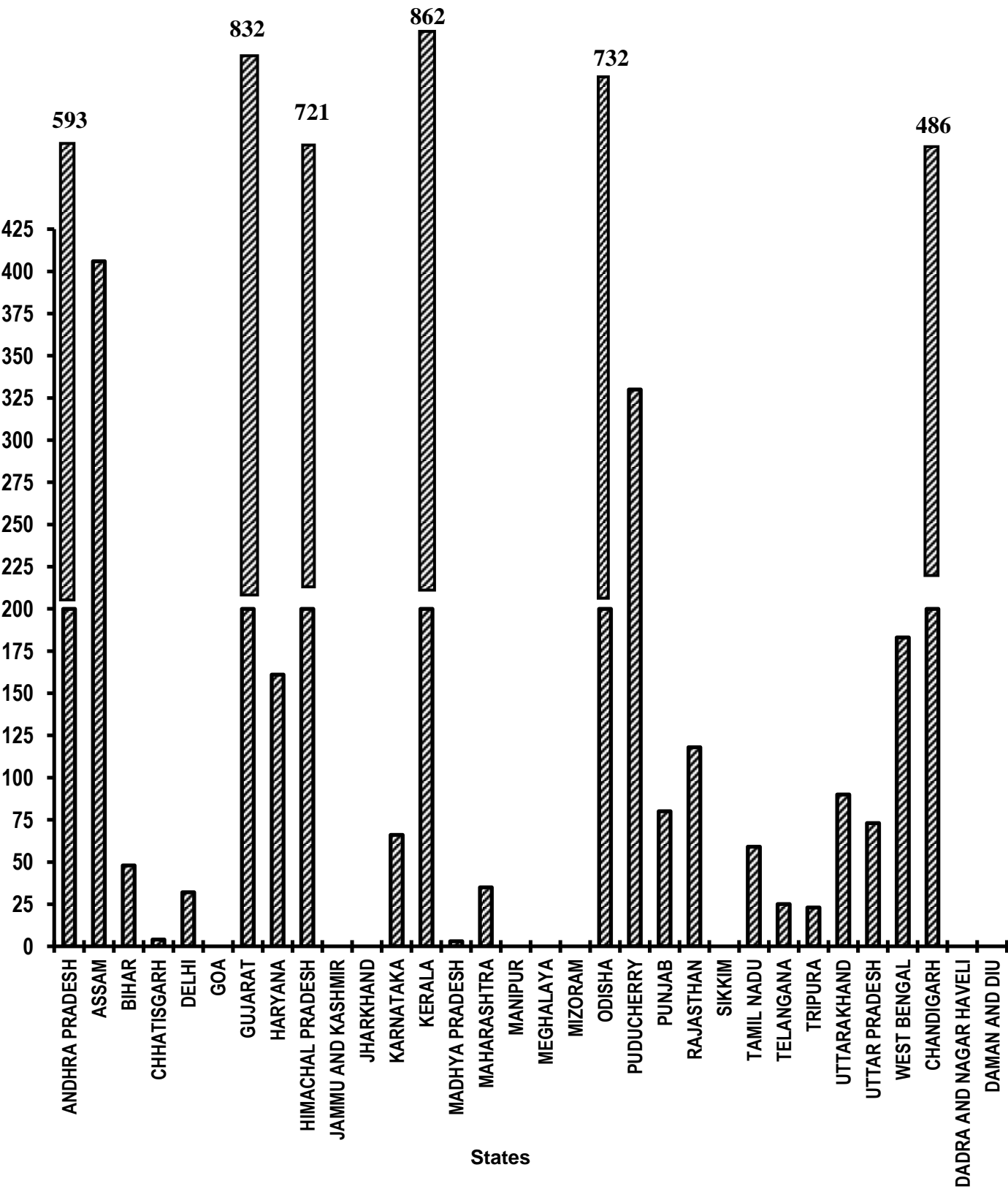


Table - 11(B)

SC students assisted under post matric scholarship
(Unit: Number)

Sl. No.	State/UT Name	SC students assisted under post matric scholarship (Number) April 2015-December 2015	Achievement as reported till September 2015
(1)	(2)	(3)	(4)
1	ANDHRA PRADESH	10,114	0
2	ASSAM	0	0
3	BIHAR	0	0
4	CHHATISGARH	0	0
5	DELHI	0	0
6	GOA	107	107
7	GUJARAT	1,18,182	75,242
8	HARYANA	21357 \$	57,996
9	HIMACHAL PRADESH	0	0
10	JAMMU AND KASHMIR	135	86
11	JHARKHAND	NR	NR
12	KARNATAKA	2,15,148	97,391
13	KERALA	1,07,774	70,223
14	MADHYA PRADESH	0	0
15	MAHARASHTRA	1,35,656	1,24,608
16	MANIPUR	0	NR
17	MEGHALAYA	0	0
18	ODISHA	1,06,237	1,01,203
19	PUDUCHERRY	3,669	NR
20	PUNJAB	2,66,000	0
21	RAJASTHAN	1,71,422	98,318
22	SIKKIM	0	0
23	TAMIL NADU	3,11,168	1,71,434
24	TELANGANA	0	0
25	TRIPURA	0 #	0
26	UTTARAKHAND	0	0
27	UTTAR PRADESH	22,266	22,101
28	WEST BENGAL	5,61,788	3,00,643
29	CHANDIGARH	0	0
30	DAMAN AND DIU	0	0
Grand Total		20,51,023	11,19,352

Note:

NR Not Reported

\$ State has revised the figure downward

Figures reported earlier have been repeated

Table - 12

Universalization of ICDS Scheme
ICDS Blocks Operational (Cumulative)
(Unit: Number)

Sl. No.	State/UT Name	Target		Achievement		Percent Achievement
		2015-2016	April 2015-December 2015	April 2015-December 2015	Achievement as reported till September 2015	April 2015-December 2015
(1)	(2)	(3)	(4)	(5)	(6)	(5)/(4)
1	ANDHRA PRADESH	257	257	257	257	100
2	ARUNACHAL PRADESH	98	98	93	93	95
3	ASSAM	231	231	231	231	100
4	BIHAR	544	544	544	544	100
5	CHHATISGARH	220	220	220	220	100
6	DELHI	95	95	95	95	100
7	GOA	11	11	12	12	109
8	GUJARAT	336	336	336	336	100
9	HARYANA	148	148	148	148	100
10	HIMACHAL PRADESH	78	78	78	78	100
11	JAMMU AND KASHMIR	141	141	141	141	100
12	JHARKHAND	224	224	204 #	204	91
13	KARNATAKA	204	204	204 #	204	100
14	KERALA	258	258	258	258	100
15	MADHYA PRADESH	453	453	453	453	100
16	MAHARASHTRA	553	553	553	553	100
17	MANIPUR	43	43	43	43	100
18	MEGHALAYA	41	41	41	41	100
19	MIZORAM	27	27	27 #	27	100
20	NAGALAND	60	60	59 #	59	98
21	ODISHA	338	338	338	338	100
22	PUDUCHERRY	5	5	5	5 #	100
23	PUNJAB	155	155	155	155	100
24	RAJASTHAN	304	304	304	304	100
25	SIKKIM	13	13	13	13	100
26	TAMIL NADU	434	434	434	434	100
27	TELANGANA	149	149	149	149	100
28	TRIPURA	56	56	56	56	100
29	UTTARAKHAND	105	105	105	105	100
30	UTTAR PRADESH	897	897	896	896	100
31	WEST BENGAL	576	576	552	552	96
32	ANDAMAN AND NICOBAR ISLANDS	5	5	5	5	100
33	CHANDIGARH	3	3	3	3	100
34	DADRA AND NAGAR HAVELI	2	2	2 #	2	100
35	DAMAN AND DIU	2	2	2	2	100
36	LAKSHADWEEP	9	9	9	9	100
Grand Total		7,075	7,075	7,025	7,025	99

Very Good: (90% or above of targets)

ANDHRA PRADESH, ARUNACHAL PRADESH, ASSAM, BIHAR, CHHATISGARH, DELHI, GOA, GUJARAT, HARYANA, HIMACHAL PRADESH, JAMMU AND KASHMIR, JHARKHAND, KARNATAKA, KERALA, MADHYA PRADESH, MAHARASHTRA, MANIPUR, MEGHALAYA, MIZORAM, NAGALAND, ODISHA, PUDUCHERRY, PUNJAB, RAJASTHAN, SIKKIM, TAMIL NADU, TELANGANA, TRIPURA, UTTARAKHAND, UTTAR PRADESH, WEST BENGAL, ANDAMAN AND NICOBAR ISLANDS, CHANDIGARH, DADRA AND NAGAR HAVELI, DAMAN AND DIU, LAKSHADWEEP

Note:

Figures reported earlier have been repeated

Universalization of ICDS Scheme

ICDS Blocks Operational (Cumulative)

% Achievement of Target
During April 2015- December 2015

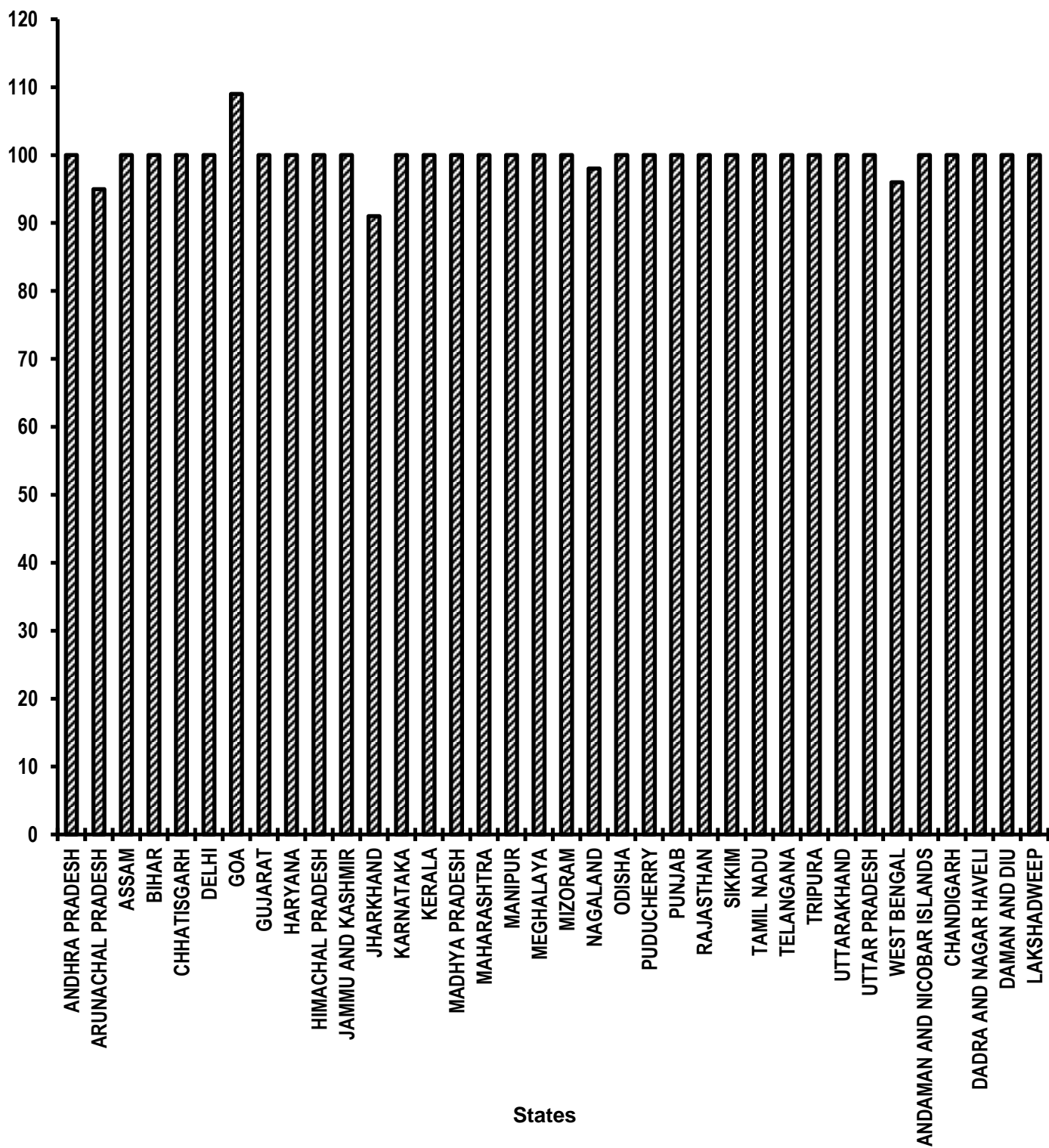


Table - 13

Functional Anganwadis
Anganwadis Functional (Cumulative)
(Unit: Number)

Sl. No.	State/UT Name	Target		Achievement		Percent Achievement
		2015-2016	April 2015-December 2015	April 2015-December 2015	Achievement as reported till September 2015	April 2015-December 2015
(1)	(2)	(3)	(4)	(5)	(6)	(5)/(4)
1	ANDHRA PRADESH	55,607	55,596	55,591	55,591	100
2	ARUNACHAL PRADESH	6,225	6,158	6,028	6,028	98
3	ASSAM	62,153	62,153	62,153	62,153	100
4	BIHAR	1,15,009	1,07,231	91,677	91,677	85
5	CHHATISGARH	52,474	51,629	49,978	49,957	97
6	DELHI	11,150	11,065	10,897	10,897	98
7	GOA	1,262	1,260	1,253	1,253	99
8	GUJARAT	53,029	52,707	52,163	52,163	99
9	HARYANA	25,962	25,962	25,962	25,962	100
10	HIMACHAL PRADESH	18,925	18,922	18,922	18,922	100
11	JAMMU AND KASHMIR	31,938	31,157	29,599	29,599	95
12	JHARKHAND	38,432	38,432	38,365 #	38,365	100
13	KARNATAKA	65,911	65,460	64,558	64,518	99
14	KERALA	33,318	33,249	33,115	33,115	100
15	MADHYA PRADESH	97,135	95,364	91,729	91,729	96
16	MAHARASHTRA	1,10,486	1,09,660	97,260	97,239	89
17	MANIPUR	11,510	10,967	11,510	9,805	105
18	MEGHALAYA	5,896	5,699	4,630	4,630	81
19	MIZORAM	2,244	2,244	1,980 #	1,980	88
20	NAGALAND	3,980	3,805	3,455 #	3,455	91
21	ODISHA	74,154	73,170	71,287	71,287	97
22	PUDUCHERRY	855	832	788	788	95
23	PUNJAB	27,314	27,094	26,656	26,656	98
24	RAJASTHAN	62,010	61,383	60,223	60,163	98
25	SIKKIM	1,308	1,297	1,294	1,290	100
26	TAMIL NADU	54,439	54,439	54,439	54,439	100
27	TELANGANA	35,700	35,583	35,621	35,573	100
28	TRIPURA	10,145	10,067	9,911	9,911	98
29	UTTARAKHAND	20,067	19,854	19,498	19,490	98
30	UTTAR PRADESH	1,90,145	1,89,429	1,87,464	1,87,450	99
31	WEST BENGAL	1,19,481	1,18,450	1,26,815	1,26,815	107
32	ANDAMAN AND NICOBAR ISLANDS	720	716	714	714	100
33	CHANDIGARH	500	500	500	500	100
34	DADRA AND NAGAR HAVELI	302	294	268 #	268	91
35	DAMAN AND DIU	107	107	102	102	95
36	LAKSHADWEEP	107	107	107	107	100
Grand Total		14,00,000	13,82,042	13,46,512	13,44,591	97

Very Good: (90% or above of targets)

ANDHRA PRADESH, ARUNACHAL PRADESH, ASSAM, CHHATISGARH, DELHI, GOA, GUJARAT, HARYANA, HIMACHAL PRADESH, JAMMU AND KASHMIR, JHARKHAND, KARNATAKA, KERALA, MADHYA PRADESH, MANIPUR, NAGALAND, ODISHA, PUDUCHERRY, PUNJAB, RAJASTHAN, SIKKIM, TAMIL NADU, TELANGANA, TRIPURA, UTTARAKHAND, UTTAR PRADESH, WEST BENGAL, ANDAMAN AND NICOBAR ISLANDS, CHANDIGARH, DADRA AND NAGAR HAVELI, DAMAN AND DIU, LAKSHADWEEP

Good: (Between 80% to 90% targets)

BIHAR, MAHARASHTRA, MEGHALAYA, MIZORAM

Note:

Figures reported earlier have been repeated

Functional Anganwadis (Cumulative) % Achievement of Target During April 2015 - December 2015

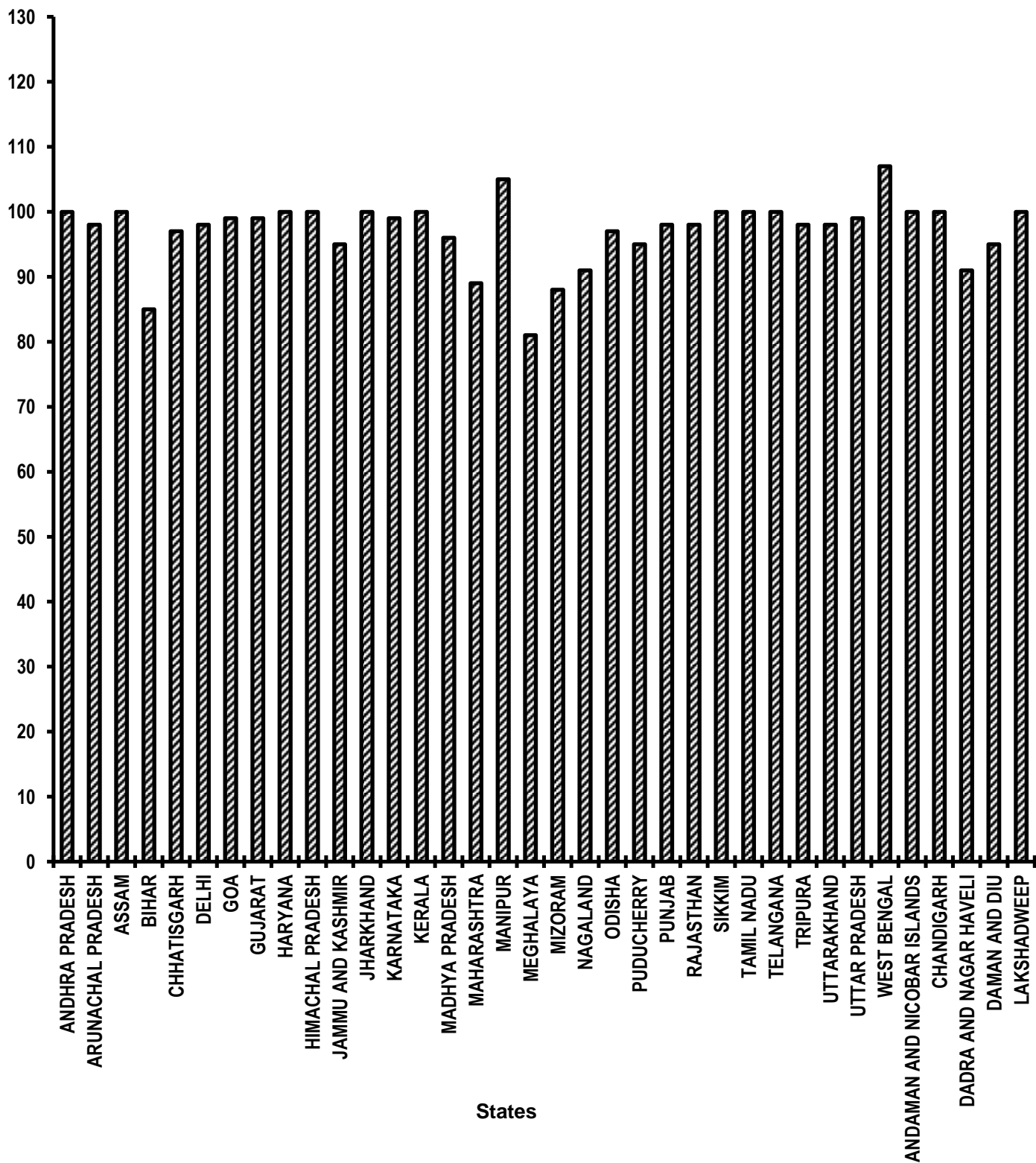


Table - 14

No. of Urban poor families assisted under Seven Point Charter
(Unit: Number)

Sl. No.	State/UT Name	Poor Families assisted (Number) April 2015- December 2015	Achievement as reported till September 2015
(1)	(2)	(3)	(4)
1	ANDHRA PRADESH	1,85,665	1,03,549
2	ARUNACHAL PRADESH	0	0
3	ASSAM	634	535
4	BIHAR	0	0
5	CHHATISGARH	0	0
6	DELHI	534	185
7	GOA	0	0
8	GUJARAT	1,12,511	91,657
9	HARYANA	319 \$	1,743
10	HIMACHAL PRADESH	0	0
11	JAMMU AND KASHMIR	470	370
12	JHARKHAND	NR	NR
13	KARNATAKA	1,688	616
14	KERALA	1,472	1,472
15	MADHYA PRADESH	9,745	9,319
16	MAHARASHTRA	8,379	4,058
17	MANIPUR	0	NR
18	MEGHALAYA	273	273
19	MIZORAM	0 #	0
20	NAGALAND	NR	NR
21	ODISHA	374	374
22	PUDUCHERRY	0	NR
23	PUNJAB	1,630	1,150
24	RAJASTHAN	2,862	2,143
25	SIKKIM	438	0
26	TAMIL NADU	3,638	2,117
27	TELANGANA	11,277	9,365
28	TRIPURA	0	0
29	UTTARAKHAND	0	0
30	UTTAR PRADESH	384	206
31	WEST BENGAL	17,40,645	15,51,594
32	ANDAMAN AND NICOBAR ISLANDS	0	0
33	CHANDIGARH	426 #	426
34	DADRA AND NAGAR HAVELI	0	0
35	DAMAN AND DIU	0	0
Grand Total		20,83,364	17,80,727

Note:

NR Not Reported

\$ State has revised the figure downward

Figures reported earlier have been repeated

Table - 15(A)

**Afforestation (Public and Forest Lands)
Area Covered under Plantation
(Unit: Hectares)**

Sl. No.	State/UT Name	Target		Achievement		Percent Achievement
		2015-2016	April 2015-December 2015	April 2015-December 2015	Achievement as reported till September 2015	April 2015-December 2015
(1)	(2)	(3)	(4)	(5)	(6)	(5)/(4)
1	ANDHRA PRADESH	1,48,730	1,11,547	1,53,207	1,25,914	137
2	ARUNACHAL PRADESH	210	156	0	0	0
3	ASSAM	40	29	0	0	0
4	BIHAR	22,790	17,092	29,365	29,242	172
5	CHHATISGARH	50,410	37,807	1,26,119	1,16,758	334
6	DELHI	850	639	1,054	970	165
7	GOA	150	112	18	14	16
8	GUJARAT	1,39,280	1,04,459	1,47,169	1,25,835	141
9	HARYANA	57,200	42,900	27,679	24,621	65
10	HIMACHAL PRADESH	18,000	13,500	8,848	8,020	66
11	JAMMU AND KASHMIR	8,700	6,525	7,086	1,208	109
12	JHARKHAND	3,450	2,588	NR	NR	0
13	KARNATAKA	66,090	49,567	68,705	66,133	139
14	KERALA	3,890	2,916	822	822	28
15	MADHYA PRADESH	1,10,700	83,025	7994 #	7,994	10
16	MAHARASHTRA	1,22,880	92,160	55,793	55,547	61
17	MANIPUR	14,600	10,950	2,855	NR	26
18	MEGHALAYA	4,850	3,637	1,615	1,615	44
19	MIZORAM	4,070	3,052	0	0	0
20	NAGALAND	1,050	788	NR	NR	0
21	ODISHA	1,07,290	80,469	1,70,808	1,59,319	212
22	PUDUCHERRY	40	28	54	NR	193
23	PUNJAB	6,970	5,229	2,812	2,687	54
24	RAJASTHAN	57,100	42,823	70,358	68,282	164
25	SIKKIM	4,810	3,609	1,325	1,325	37
26	TAMIL NADU	70,240	52,678	39,722	11,148	75
27	TELANGANA	59,970	44,978	2,36,301	2,02,733	525
28	TRIPURA	16,280	12,211	2339 #	2,339	19
29	UTTARAKHAND	16,000	11,998	16,439	15,133	137
30	UTTAR PRADESH	47,731	35,799	1,64,976	1,60,472	461
31	WEST BENGAL	750	563	1740 #	1,740	309
32	ANDAMAN AND NICOBAR ISLANDS	1,120	838	1,300	1,158	155
33	CHANDIGARH	180	135	145 #	145	107
34	DADRA AND NAGAR HAVELI	200	151	225	0	149
35	DAMAN AND DIU	10	7	0	0	0
36	LAKSHADWEEP	20	14	0	0	0
Grand Total		11,66,651	8,74,979	13,46,873	11,91,174	154

Very Good: (90% or above of targets)

ANDHRA PRADESH, BIHAR, CHHATISGARH, DELHI, GUJARAT, JAMMU AND KASHMIR, KARNATAKA, ODISHA, PUDUCHERRY, RAJASTHAN, TELANGANA, UTTARAKHAND, UTTAR PRADESH, WEST BENGAL, ANDAMAN AND NICOBAR ISLANDS, CHANDIGARH, DADRA AND NAGAR HAVELI

Poor: (Below 80% of targets)

ARUNACHAL PRADESH, ASSAM, GOA, HARYANA, HIMACHAL PRADESH, JHARKHAND, KERALA, MADHYA PRADESH, MAHARASHTRA, MANIPUR, MEGHALAYA, MIZORAM, NAGALAND, PUNJAB, SIKKIM, TAMIL NADU, TRIPURA, DAMAN AND DIU, LAKSHADWEEP

Note:

NR Not Reported

Figures reported earlier have been repeated

Afforestation (Public and Forest Lands)

Area Covered under Plantation

% Achievement of Target
During April 2015 - December 2015

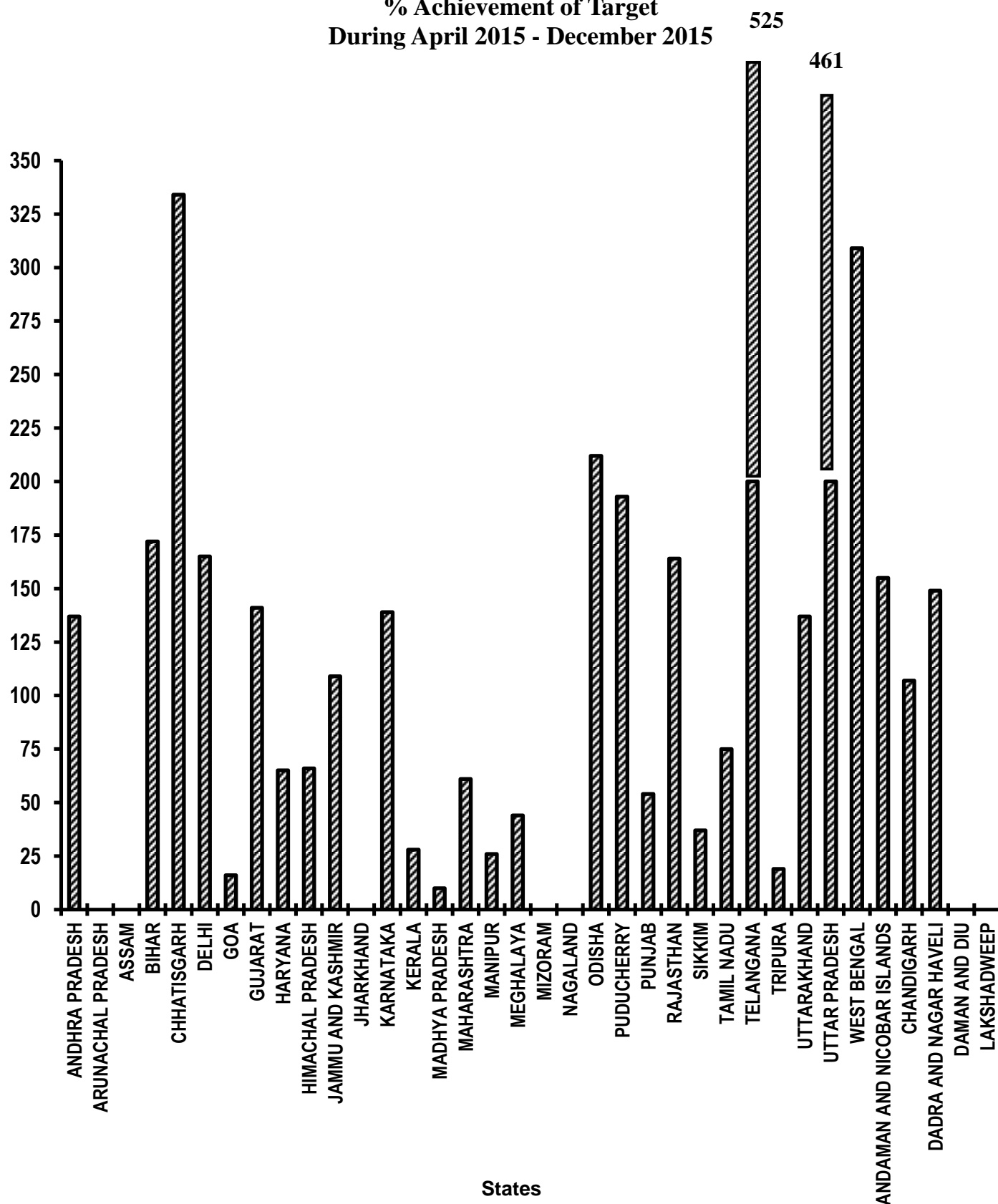


Table - 15(B)

**Afforestation (Public and Forest Lands)
Seedlings planted
(Unit: Number)**

Sl. No.	State/UT Name	Target		Achievement		Percent Achievement
		2015-2016	April 2015- December 2015	April 2015- December 2015	Achievement as reported till September 2015	April 2015- December 2015
(1)	(2)	(3)	(4)	(5)	(6)	(5)/(4)
1	ANDHRA PRADESH	9,66,75,000	7,25,06,320	15,80,75,000	13,25,49,000	218
2	ARUNACHAL PRADESH	1,37,000	1,02,666	0	0	0
3	ASSAM	26,000	19,674	0	0	0
4	BIHAR	1,48,14,000	1,11,11,000	1,90,87,192	1,90,07,500	172
5	CHHATISGARH	3,27,67,000	2,45,75,330	93,80,000	9,18,000	38
6	DELHI	5,53,000	4,14,666	6,85,442	6,30,255	165
7	GOA	98,000	73,666	26,100	23,400	32
8	GUJARAT	9,05,32,000	6,78,98,999	16,65,02,000	14,52,73,000	245
9	HARYANA	3,71,80,000	2,78,84,999	2,15,60,000	1,94,09,000	77
10	HIMACHAL PRADESH	1,17,00,000	87,75,000	1,12,28,944	88,42,776	128
11	JAMMU AND KASHMIR	56,55,000	42,41,500	27,04,000	8,39,000	64
12	JHARKHAND	22,43,000	16,82,332	NR	NR	0
13	KARNATAKA	4,29,59,000	3,22,19,334	4,33,71,000	4,07,72,000	135
14	KERALA	25,29,000	18,96,666	14,79,072	14,79,072	78
15	MADHYA PRADESH	7,19,55,000	5,39,66,333	63,90,000	52,01,000	12
16	MAHARASHTRA	7,98,72,000	5,99,04,000	5,56,46,000	5,49,54,000	93
17	MANIPUR	94,90,000	71,17,668	62,05,795	NR	87
18	MEGHALAYA	31,53,000	23,64,668	5,15,532	5,15,532	22
19	MIZORAM	26,46,000	19,84,667	0 #	0	0
20	NAGALAND	6,83,000	5,12,333	NR	NR	0
21	ODISHA	6,97,39,000	5,23,04,333	9,60,03,000	9,38,00,000	184
22	PUDUCHERRY	26,000	19,666	23,106	NR	117
23	PUNJAB	45,31,000	33,98,333	18,28,000	17,47,000	54
24	RAJASTHAN	3,71,15,000	2,78,36,334	4,50,07,500	4,36,20,200	162
25	SIKKIM	31,27,000	23,45,333	16,30,602	16,30,602	70
26	TAMIL NADU	4,56,56,000	3,42,42,000	2,58,19,210	72,46,500	75
27	TELANGANA	3,89,81,000	2,92,35,667	13,70,77,000	11,78,53,000	469
28	TRIPURA	1,05,82,000	79,36,666	15,38,000 #	15,38,000	19
29	UTTARAKHAND	1,04,00,000	78,00,001	1,47,80,000	1,39,36,000	189
30	UTTAR PRADESH	3,10,25,000	2,32,68,668	5,87,02,983	5,53,36,773	252
31	WEST BENGAL	4,88,000	3,66,000	41,64,050 #	41,64,050	1,138
32	ANDAMAN AND NICOBAR ISLANDS	7,28,000	5,46,000	6,85,330	5,36,179	126
33	CHANDIGARH	1,17,000	87,666	81,686 #	81,686	93
34	DADRA AND NAGAR HAVELI	1,30,000	97,666	3,03,000	0	310
35	DAMAN AND DIU	7,000	5,333	0	0	0
36	LAKSHADWEEP	13,000	9,666	0	0	0
Grand Total		75,83,32,000	56,87,51,153	89,04,99,544	77,19,03,525	157

Very Good: (90% or above of targets)

ANDHRA PRADESH, BIHAR, DELHI, GUJARAT, HIMACHAL PRADESH, KARNATAKA, MAHARASHTRA, ODISHA, PUDUCHERRY, RAJASTHAN, TELANGANA, UTTARAKHAND, UTTAR PRADESH, WEST BENGAL, ANDAMAN AND NICOBAR ISLANDS, CHANDIGARH, DADRA AND NAGAR HAVELI

Good: (Between 80% to 90% targets)

MANIPUR

Poor: (Below 80% of targets)

ARUNACHAL PRADESH, ASSAM, CHHATISGARH, GOA, HARYANA, JAMMU AND KASHMIR, JHARKHAND, KERALA, MADHYA PRADESH, MEGHALAYA, MIZORAM, NAGALAND, PUNJAB, SIKKIM, TAMIL NADU, TRIPURA, DAMAN AND DIU, LAKSHADWEEP

Note:

NR Not Reported

Figures reported earlier have been repeated

Afforestation (Public and Forest Lands)

Seedlings planted

% Achievement of Target

During April 2015 - December 2015

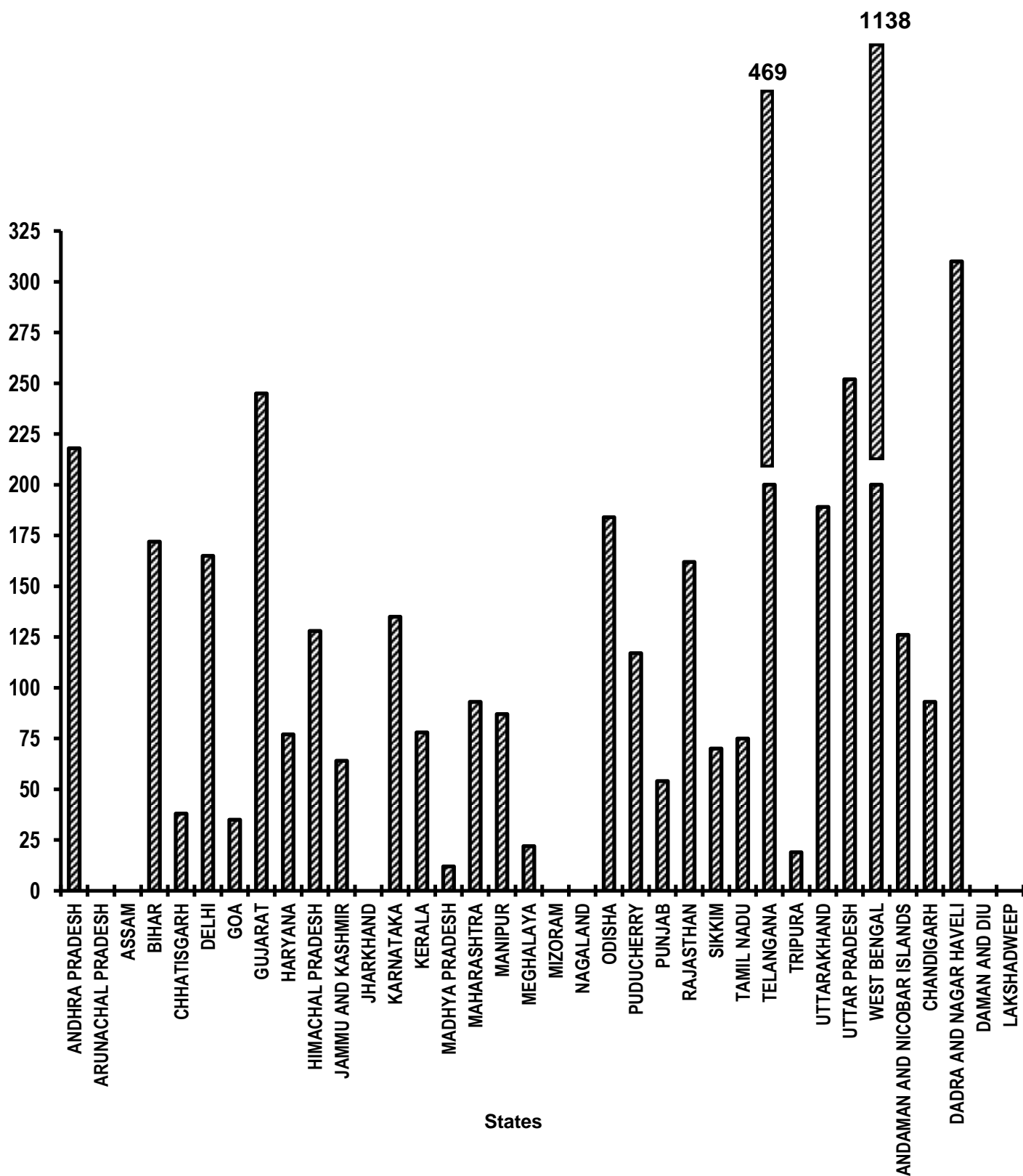


Table - 16

Rural roads - PMGSY
Length of road constructed
(Unit: Kilometer)

Sl. No.	State/UT Name	Target		Achievement		Percent Achievement
		2015-2016	April 2015-December 2015	April 2015-December 2015	Achievement as reported till September 2015	April 2015-December 2015
(1)	(2)	(3)	(4)	(5)	(6)	(5)/(4)
1	ANDHRA PRADESH	300	150	679	340	453
2	ARUNACHAL PRADESH	470	236	197	197	83
3	ASSAM	700	349	298	171	85
4	BIHAR	3,200	1,601	933 #	933	58
5	CHHATISGARH	1,500	751	1,306	860	174
6	GUJARAT	1,800	900	1,453	1,251	161
7	HARYANA	300	150	258	209	172
8	HIMACHAL PRADESH	300	150	628	417	419
9	JAMMU AND KASHMIR	750	375	410	255	109
10	JHARKHAND	1,240	620	486 #	486	78
11	KARNATAKA	550	274	676	500	247
12	KERALA	300	150	69	69	46
13	MADHYA PRADESH	3,410	1,706	992 #	992	58
14	MAHARASHTRA	600	300	403	324	134
15	MANIPUR	300	150	430	275	287
16	MEGHALAYA	100	49	44	32	90
17	MIZORAM	80	40	52 #	52	130
18	NAGALAND	150	75	39 #	39	52
19	ODISHA	2,350	1,175	2,419	1,594	206
20	PUNJAB	450	225	512	441	228
21	RAJASTHAN	2,000	999	2,121	1,774	212
22	SIKKIM	120	60	72	50	120
23	TAMIL NADU	1,110	555	251	213	45
24	TELANGANA	250	125	197	147	158
25	TRIPURA	220	110	47 #	47	43
26	UTTARAKHAND	450	225	754	564	335
27	UTTAR PRADESH	1,500	750	2,265	1,281	302
28	WEST BENGAL	1,500	750	1,406	1,061	187
Grand Total		26,000	13,000	19,397	14,574	149

Very Good: (90% or above of targets)

ANDHRA PRADESH, CHHATISGARH, GUJARAT, HARYANA, HIMACHAL PRADESH, JAMMU AND KASHMIR, KARNATAKA, MAHARASHTRA, MANIPUR, MEGHALAYA, MIZORAM, ODISHA, PUNJAB, RAJASTHAN, SIKKIM, TELANGANA, UTTARAKHAND, UTTAR PRADESH, WEST BENGAL

Good: (Between 80% to 90% targets)

ARUNACHAL PRADESH, ASSAM

Poor: (Below 80% of targets)

BIHAR, JHARKHAND, KERALA, MADHYA PRADESH, NAGALAND, TAMIL NADU, TRIPURA

Note:

Figures reported earlier have been repeated

Rural Roads - PMGSY

Length of Road Constructed

% Achievement of Target

During April 2015 - December 2015

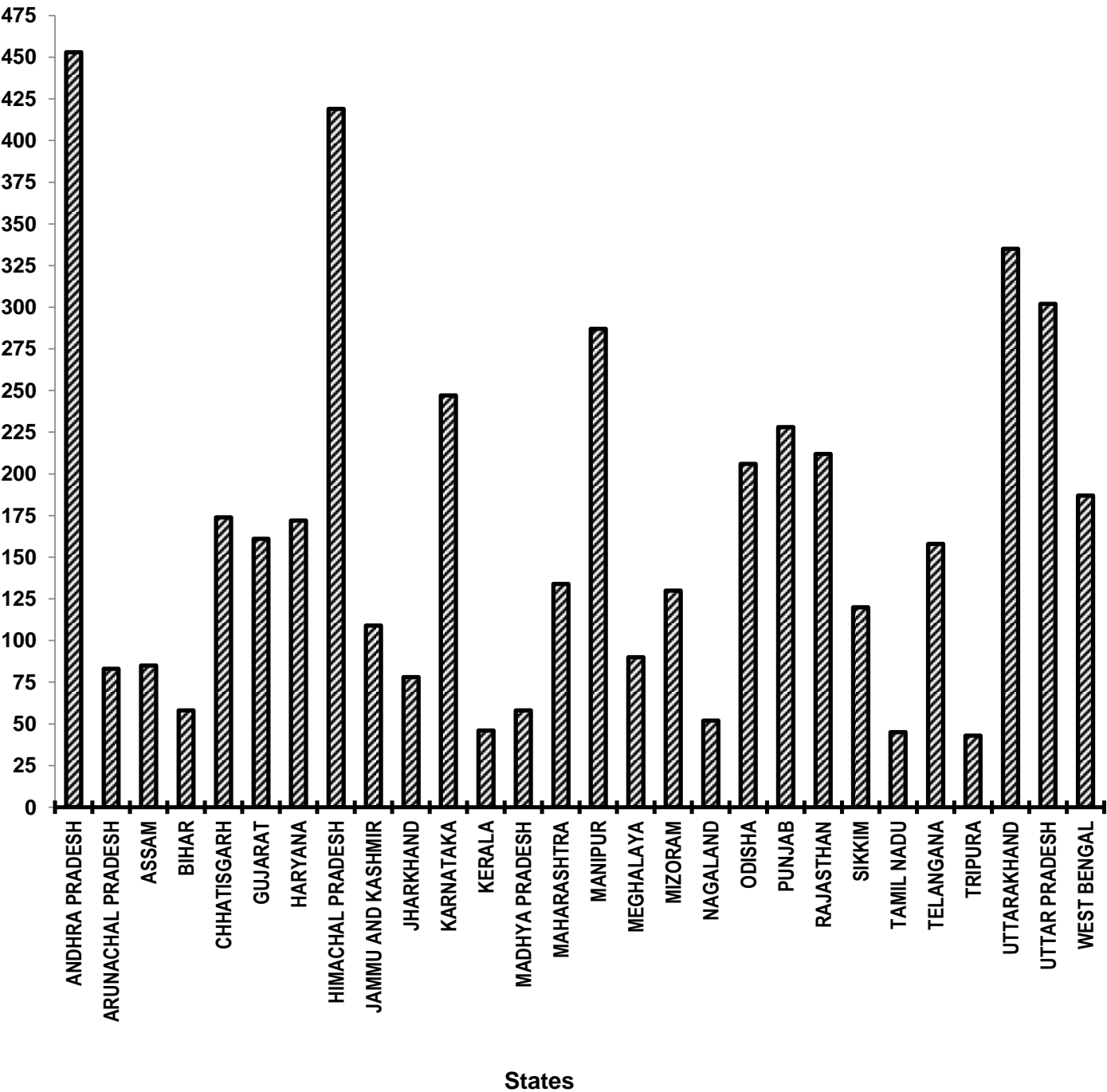


Table - 17

Deendyal Upadhyaya Gram Jyoti Yojana (DDUGJY)
Villages electrified
(Unit: Number)

Sl. No.	State/UT Name	Target		Achievement		Percent Achievement
		2015-2016	April 2015-December 2015	April 2015-December 2015	Achievement as reported till September 2015	April 2015-December 2015
(1)	(2)	(3)	(4)	(5)	(6)	(5)/(4)
1	ARUNACHAL PRADESH	-	-	0 #	0	-
2	ASSAM	121	84	21 #	21	25
3	BIHAR	1,975	1,385	2260 #	2,260	163
4	CHHATISGARH	15	9	45 #	45	500
5	HIMACHAL PRADESH	1	1	1 #	1	100
6	JAMMU AND KASHMIR	31	23	26	26	113
7	JHARKHAND	352	247	77 #	77	31
8	KARNATAKA	-	-	0	0	-
9	KERALA	-	-	0	0	-
10	MADHYA PRADESH	142	100	76 #	76	76
11	MAHARASHTRA	-	-	0	0	-
12	MANIPUR	95	67	24 #	24	36
13	MEGHALAYA	26	17	1 #	1	6
14	MIZORAM	16	9	16 #	16	178
15	NAGALAND	8	6	0	NR	0
16	ODISHA	20	14	1	1	7
17	RAJASTHAN	26	17	98	29	576
18	TAMIL NADU	-	-	0	0	-
19	TRIPURA	4	3	0 #	0	0
20	UTTAR PRADESH	659	462	155 #	155	34
21	WEST BENGAL	10	8	10	9	125
Grand Total		3,501	2,452	2,811	2,741	115

Very Good: (90% or above of targets)

BIHAR, CHHATISGARH, HIMACHAL PRADESH, JAMMU AND KASHMIR, MIZORAM, RAJASTHAN, UTTAR PRADESH, WEST BENGAL

Poor: (Below 80% of targets)

ASSAM, JHARKHAND, MADHYA PRADESH, MANIPUR, MEGHALAYA, NAGALAND, ODISHA, TRIPURA

Note:

Figures reported earlier have been repeated

**Deendayal Upadhyaya
Gram Jyoti Yojana-DDUGJY
Villages electrified
% Achievement of Target
During April 2015 - December 2015**

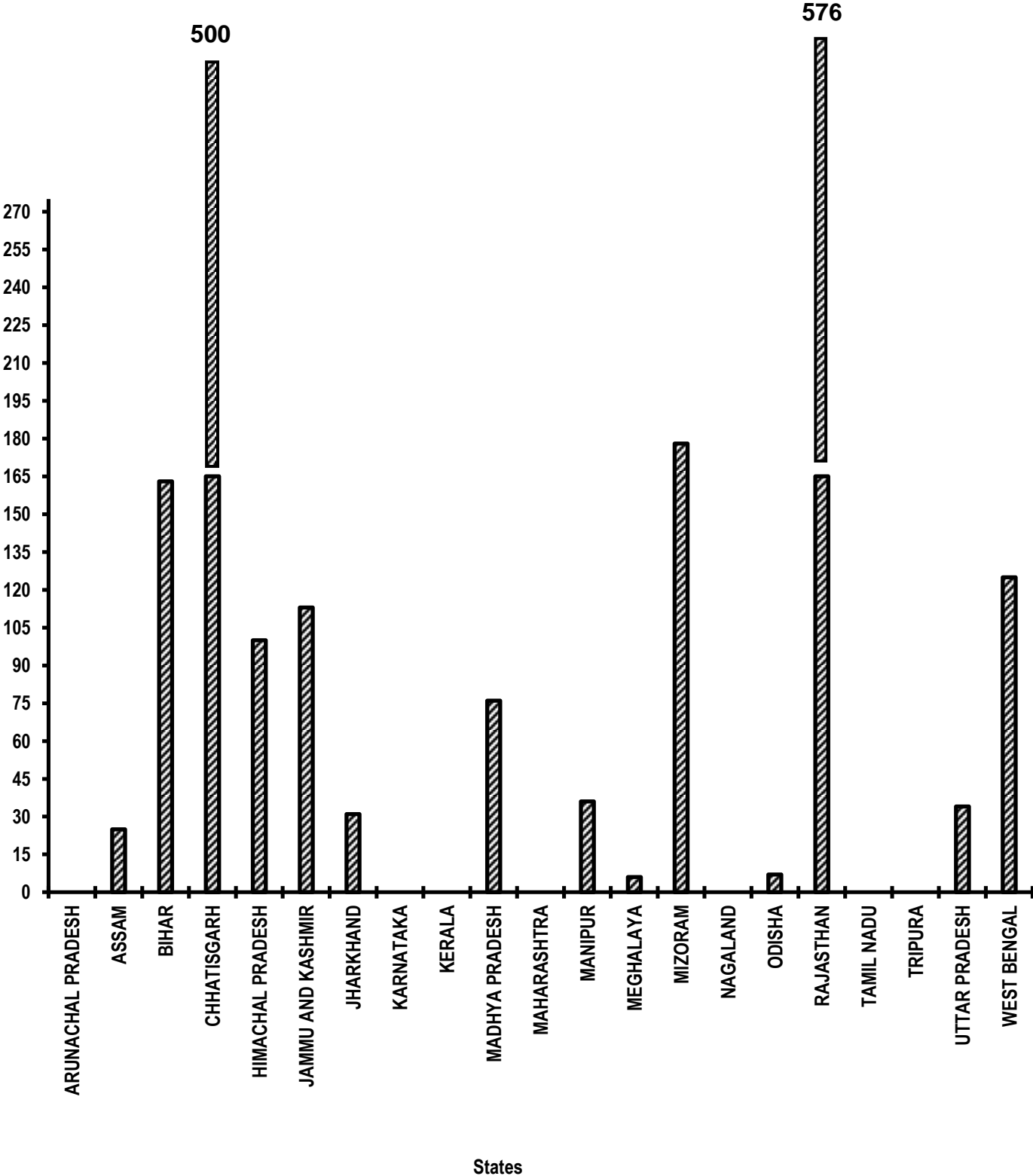


Table - 18

**Energising pump sets
Pumps sets energized
(Unit: Number)**

Sl. No.	State/UT Name	Target +		Achievement		Percent Achievement
		2015-2016	April 2015-December 2015	April 2015-December 2015	Achievement as reported till September 2015	April 2015-December 2015
(1)	(2)	(3)	(4)	(5)	(6)	(5)/(4)
1	ANDHRA PRADESH	25,000	18,750	55,653	17,081	297
2	BIHAR	2,764	2,073	7,499	7,499	362
3	CHHATISGARH	21,000	12,900	12,096	7,853	94
4	GOA	200	140	129	107	92
5	GUJARAT	56,000	41,999	66,480	43,373	158
6	HARYANA	9,549	7,161	5,275	3,081	74
7	HIMACHAL PRADESH	1,014	759	1,392	993	183
8	JHARKHAND	22,000	16,500	NR	NR	0
9	KARNATAKA	38,602	28,951	40,053	30,877	138
10	KERALA	12,000	9,000	6,133	4,193	68
11	MADHYA PRADESH	17,237	12,926	1,31,398	62,888	1,017
12	ODISHA	1,190	892	6,627	3,154	743
13	PUDUCHERRY	25	18	26	NR	144
14	PUNJAB	55,000	26,248	0	0	0
15	RAJASTHAN	30,000	22,500	46,978	15,742	209
16	TAMIL NADU	10,000	6,000	8,427	5,348	140
17	TELANGANA	25,148	18,860	59,464	34,331	315
18	UTTARAKHAND	700	523	902	403	172
19	UTTAR PRADESH	22,058	16,543	13,297	6,980	80
20	WEST BENGAL	422	315	9,224	7,973	2,928
21	DADRA AND NAGAR HAVELI	20	12	0	0	0
22	DAMAN AND DIU	25	18	44	25	244
Grand Total		3,49,954	2,43,088	4,71,097	2,51,901	194

Very Good: (90% or above of targets)

ANDHRA PRADESH, BIHAR, CHHATISGARH, GUJARAT, HIMACHAL PRADESH, KARNATAKA, MADHYA PRADESH, ODISHA, PUDUCHERRY, RAJASTHAN, TAMIL NADU, TELANGANA, UTTARAKHAND, WEST BENGAL, DAMAN AND DIU

Good: (Between 80% to 90% targets)

UTTAR PRADESH

Poor: (Below 80% of targets)

GOA, HARYANA, JHARKHAND, KERALA, PUNJAB, DADRA AND NAGAR HAVELI

Note:

NR Not Reported

+ : Only Gujarat, Haryana, Himachal Pradesh, Rajasthan, Tamil Nadu, Telangana and Uttarakhand have provided the targets. For rest of the States/Uts previous year targets have been repeated provisionally.

Energising Pump sets

Pumps sets energized

% Achievement of Target

During April 2015 - December 2015

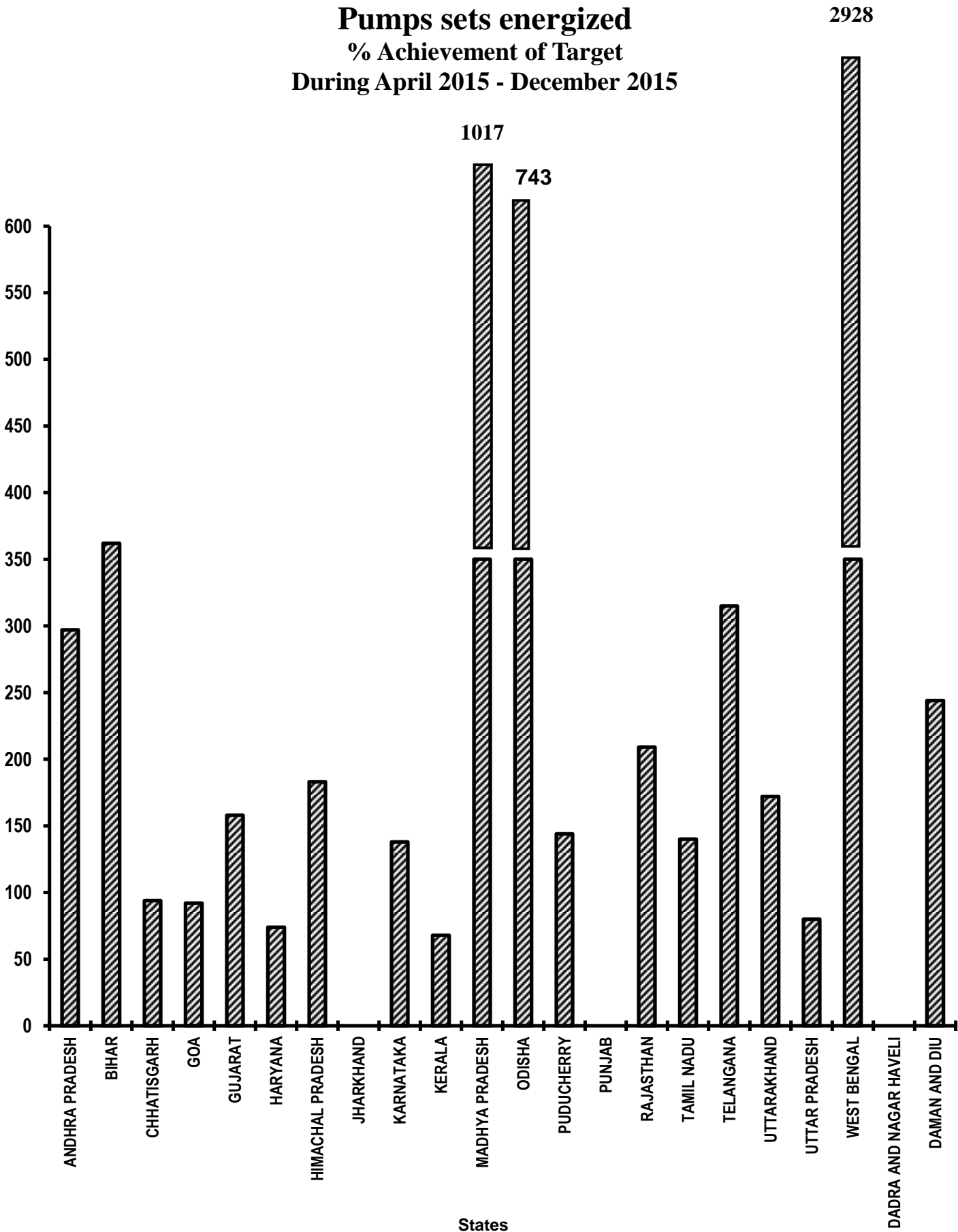


Table - 19

Supply of Electricity

Sl. No.	State/UT Name	Electricity demanded (Million Units) April 2015- December 2015	Electricity supplied (Million Units) April 2015- December 2015	Achievement as reported till September 2015	Shortage observed (Million Units) April 2015- December 2015	Percentage of Electricity Supplied
(1)	(2)	(3)	(4)		(5)	(6)
1	ANDHRA PRADESH	37,194	37,125	25,160	69	100
2	ARUNACHAL PRADESH	444	412	243	32	93
3	ASSAM	6,749	6,317	4,241	432	94
4	BIHAR	17,897	17,650	11,396	247	99
5	CHHATISGARH	19,289	18,992	12,294	297	98
6	DELHI	23,952	23,918	17,676	34	100
7	GOA	3,850	3,849	2,554	1	100
8	GUJARAT	77,882	77,878	51,484	4	100
9	HARYANA	37,182	37,113	26,218	69	100
10	HIMACHAL PRADESH	6,598	6,545	4,377	53	99
11	JAMMU AND KASHMIR	12,071	10,211	6,543	1,860	85
12	JHARKHAND	5,723	5,641	3,694	82	99
13	KARNATAKA	46,350	43,738	29,563	2,612	94
14	KERALA	17,114	17,000	11,276	114	99
15	MADHYA PRADESH	44,850	44,850	25,871	0	100
16	MAHARASHTRA	1,06,221	1,05,810	69,463	411	100
17	MANIPUR	620	595	381	25	96
18	MEGHALAYA	1,349	1,259	820	90	93
19	MIZORAM	341	328	211	13	96
20	NAGALAND	565	553	367	12	98
21	ODISHA	20,188	20,027	13,682	161	99
22	PUDUCHERRY	1,830	1,822	1,272	8	100
23	PUNJAB	40,713	40,701	30,891	12	100
24	RAJASTHAN	49,367	49,255	31,131	112	100
25	SIKKIM	284	284	175	0	100
26	TAMIL NADU	71,630	70,943	49,626	687	99
27	TELANGANA	37,503	37,198	24,606	305	99
28	TRIPURA	938	887	585	51	95
29	UTTARAKHAND	9,759	9,581	6,543	178	98
30	UTTAR PRADESH	81,859	71,340	49,008	10,519	87
31	WEST BENGAL	35,915	35,784	25,248	131	100
32	ANDAMAN AND NICOBAR ISLANDS	180	135	90	45	75
33	CHANDIGARH	1,288	1,288	958	0	100
34	DADRA AND NAGAR HAVELI	4,414	4,414	2,934	0	100
35	DAMAN AND DIU	1,745	1,745	1,162	0	100
36	LAKSHADWEEP	36	36	24	0	100
Grand Total		8,23,890	8,05,224	5,41,767	18,666	98

Very Good:(90% or above of targets)

ANDHRA PRADESH, ARUNACHAL PRADESH, ASSAM, BIHAR, CHHATISGARH, DELHI, GOA, GUJARAT, HARYANA, HIMACHAL PRADESH, JHARKHAND, KARNATAKA, KERALA, MADHYA PRADESH, MAHARASHTRA, MANIPUR, MEGHALAYA, MIZORAM, NAGALAND, ODISHA, PUDUCHERRY, PUNJAB, RAJASTHAN, SIKKIM, TAMIL NADU, TELANGANA, TRIPURA, UTTARAKHAND, WEST BENGAL, CHANDIGARH, DADRA AND NAGAR HAVELI, DAMAN AND DIU, LAKSHADWEEP

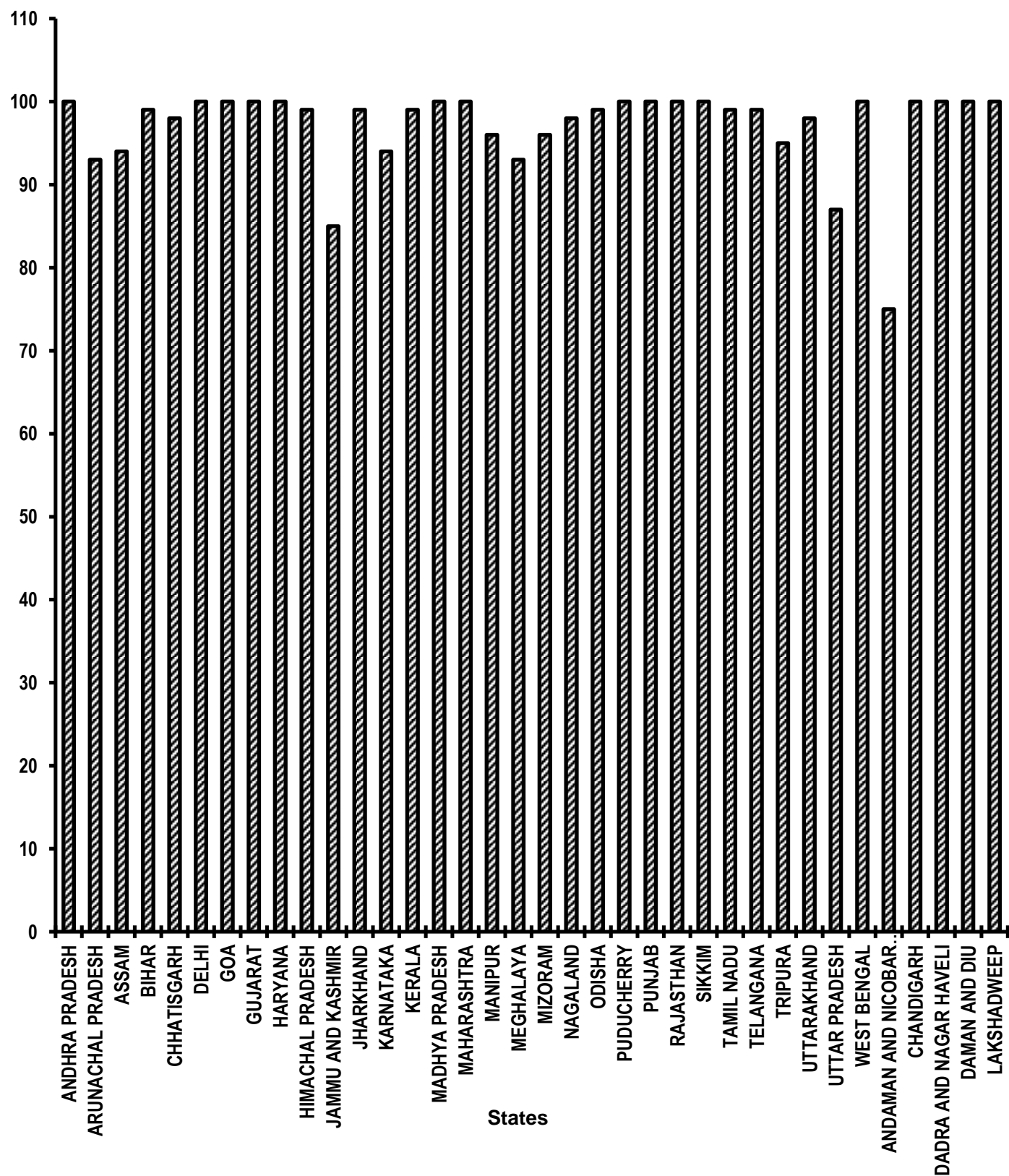
Good:(Between 80% to 90% targets)

JAMMU AND KASHMIR, UTTAR PRADESH

Poor:(Below 80% of targets)

ANDAMAN AND NICOBAR ISLANDS

Supply of Electricity
Electricity supplied
% Achievement of Target
During April 2015 - December 2015



Twenty Point Programme – 2006

List of Twenty Points

1. Garibi Hatao [Poverty Eradication]
2. Jan Shakti [Power to People]
3. Kisan Mitra [Support to Farmers]
4. Shramik Kalyan [Labour Welfare]
5. Khadya Suraksha [Food Security]
6. Subke Liye Aawas [Housing for All]
7. Shudh Peya Jal [Clean Drinking Water]
8. Jan Jan Ka Swasthya [Health for All]
9. Sabke Liye Shiksha [Education for All]
10. Anusuchit Jaati, Jan Jaati, Alp-sankhyak evam Anya Pichhra Varg Kalyan [Welfare of Scheduled Castes, Scheduled Tribes, Minorities and OBCs]
11. Mahila Kalyan [Women Welfare]
12. Bal Kalyan [Child Welfare]
13. Yuva Vikas [Youth Development]
14. Basti Sudhar [Improvement of Slums]
15. Paryavaran Sanrakshan evam Van Vridhi [Environment Protection and Afforestation]
16. Samajik Suraksha [Social Security]
17. Grameen Sadak [Rural Roads]
18. Grameen Oorja [Energization of Rural Area]
19. Pichhara Kshetra Vikas [Development of Backward Areas]
20. e- Shasan [IT enabled e-Governance]

LIST OF ITEMS COVERED UNDER (TPP) - 2006

Point No.	Item No.	Name of the Points/Items
I.		Garibi Hatao [Poverty Eradication]
		Rural Areas
	1.	Employment generation under the <i>Mahatma Gandhi National Rural Employment Guarantee Act (MGNREGA)</i>
	2.	National Rural Livelihood Mission (NRLM)
	3.	Rural Business Hubs in Partnership with Panchayats
	4.	Self Help Groups
		Urban Areas
	5.	Swaranjayanti Shehari Rojgar Yojana
II.		Jan Shakti (Power to People)
	6.	Local Self Government (Panchayati Raj and Urban Local Bodies) <ul style="list-style-type: none"> - Activity Mapping for devolution of functions - Budget Flow of Funds - Assignment of Functionaries
	7.	Quick and Inexpensive Justice – Gram Nyayalayas and Nyaya Panchayats.
	8.	District Planning Committees.
III.		Kisan Mitra [Support to Farmers]
	9.	Water shed development
	10.	Marketing and infrastructural support to farmers
	11.	Irrigation facilities (including minor and micro irrigation) for agriculture
	12.	Credit to farmers
	13.	Distribution of waste land to the landless
IV.		Shramik Kalyan [Labour Welfare]
	14.	Social Security for Agricultural and Unorganised Labour
	15.	Minimum Wages Enforcement (including Farm Labour)
	16.	Prevention of Child Labour
	17.	Welfare of Women Labour
V.		Khadya Suraksha [Food Security]
	18.	Food Security: <ul style="list-style-type: none"> (i) Targeted Public Distribution System (TPDS)/ National Food Security Act (NFSA) (ii) Antyodaya Anna Yojana, (iii) Establishing Grain banks in chronically food scarcity areas
VI.		Subke Liye Aawas [Housing for All]
	19	Rural Housing - Indira Awaas Yojana
	20.	EWS/LIG Houses in Urban Areas

Contd.....

Point No.	Item No.	Name of the Points/Items
VII.		Shudh Peya Jal [Clean Drinking Water]
	21.	Rural Areas. - National Rural Drinking Water Programme-(<i>NRDWP</i>)
	22.	Urban Areas: - Accelerated Urban Water Supply Programme
VIII.		Jan Jan Ka Swasthya [Health for All]
	23.	Control and prevention of major diseases: (a) HIV/AIDS (b) TB (c) Malaria (d) Leprosy (e) Blindness
	24.	National Rural Health Mission
	25.	Immunisation of Children
	26.	Sanitation Programme in - Rural Areas - Urban areas
	27.	Institutional Delivery
	28.	Prevention of Female Foeticide
	29.	Supplementary nutrition for Mothers and Children
	30.	Two Child norms
IX.		Sabke Liye Shiksha [Education for All]
	31.	Sarv Shiksha Abhiyan - Compulsory Elementary Education
	32.	Mid Day Meal Scheme
X.		Anusuchit Jaati, Jan Jaati, Alp-sankhyak evam Anya Pichhra Varg Kalyan [Welfare of Scheduled Castes, Scheduled Tribes, Minorities and OBCs]
	33.	SC Families assisted (a) SC families assisted under SCA to SCSP & NSFDC (b) SC students assisted under post matric scholarship
	34.	Rehabilitation of Scavengers
	35.	ST Families assisted
	36.	Rights of Forest dwellers – Owners of minor forest produce
	37.	Particularly Vulnerable Tribal Groups (PTGs)
	38.	No alienation of Tribal lands
	39.	Implementation of Panchayats (Extension to Scheduled Areas) Act [PESA]
	40.	Welfare of minorities
	41.	Professional education among all minority communities
	42.	Reservation of OBCs in - Education - Employment
XI.		Mahila Kalyan [Women Welfare]
	43.	Financial Assistance for Women Welfare
	44.	Improved participation of women in (a) Panchayats (b) Municipalities (c) State Legislatures (d) Parliament

Contd.....

Point No.	Item No.	Name of the Points/Items
XII.		(Child Welfare)
	45.	Universalisation of ICDS Scheme
	46.	Functional Anganwadis
XIII.		[Youth Development]
	47.	Sports for all in Rural and Urban areas
	48.	Rashtriya Sadbhavana Yojana
	49.	National Service Scheme (NSS)
XIV.		Basti Sudhar [Improvement of Slums]
	50.	Number of Urban poor families assisted under seven point charter viz. land tenure, housing at affordable cost, water, sanitation, health, education, and social security.
XV.		Paryavaran Sanrakshan evam Van Vridhi [Environment Protection and Afforestation]
	51.	Afforestation (a) Area Covered under Plantation on - Public and Forest Lands (b) Number of Seedlings planted on -Public and Forest Lands
	52.	Prevention of pollution of Rivers and water bodies
	53.	Solid and liquid waste management in - Rural Areas - Urban Areas
XVI.		Samajik Suraksha [Social Security]
	54.	Rehabilitation of handicapped and orphans.
	55.	Welfare of the aged
XVII.		Grameen Sadak [Rural Roads]
	56.	Rural Roads - PMGSY
XVIII.		Grameen Oorja [Energization of Rural Area]
	57.	Bio-diesel Production
	58.	Deendayal Upadhyaya Gram Jyoti Yojana
	59.	Renewable Energy
	60.	Energising Pump sets
	61.	Supply of Electricity
	62.	Supply of Kerosene and LPG
XIX.		Pichhara Kshetra Vikas [Development of Backward Areas]
	63.	Backward Regions Grants Fund (<i>BRGF</i>)
XX.		e- Shasan [IT enabled e-Governance]
	64.	Central and State Governments
	65.	Panchayats and Municipalities

Twenty Point Programme – 2006

Quarterly Monitored Items

1. Employment Generation under *Mahatma Gandhi National Rural Employment Guarantee Scheme (MGNREGA)*
2. **National Rural Livelihood Mission (NRLM)**
 - (i) Number of SHGs promoted (new and revived) during the financial year
 - (ii) Number of SHGs provided Revolving Fund (RF) during the financial year
 - (iii) Number of SHGs provided Community Investment Fund (CIF) during the financial year
3. Distribution of Waste land to landless
4. Minimum Wages Enforcement (including Farm Labour)
5. ***Food Security:***
 - (i) Targeted Public Distribution System (TPDS) for AAY, APL & BPL
 - (ii) TPDS for Antyodaya Anna Yojana (AAY) only
 - (iii) TPDS for Below Poverty Line (BPL) only
 - (iv) National Food Security Act (NFSA) for Normal
 - (v) National Food Security Act (NFSA) for Tide over
6. Rural Housing for Indira Awaas Yojana (IAY)
7. EWS/LIG Houses in Urban Areas
8. ***Rural Areas-*** National Rural Drinking Water Programme- (NRDWP)
 - (i) Coverage of Habitations (Partially Covered & Slipped back)- (NRDWP)
 - (ii) Coverage of water quality affected habitations – (NRDWP)
9. Sanitation Programme in Rural Areas
10. Institutional Delivery

11. **SC Families assisted**
 - (i) SC Families assisted under SCA to SCSP and NSFDC
 - (ii) SC Students assisted under post-matric scholarship scheme.
12. Universalisation of ICDS Scheme
13. Functional Anganwadis
14. Number of Urban Poor Families assisted under Seven Point Charter viz. land tenure, housing at affordable cost, water, sanitation, health, education, and social security.
15. ***Afforestation:***
 - (a) Area covered under Plantation on - Public and Forest Lands
 - (b) Number of Seedlings planted on -Public and Forest Lands
16. Rural Roads constructed under Prime Minister Grameen Sadak Yojana (PMGSY)
17. Village electrified under Deendayal Upadhyaya Gram Jyoti Yojana (DDUGJY)
18. Energising Pump sets
19. Supply of Electricity

**STATUS OF RECEIPT OF TARGETS FOR QUARTERLY MONITORED ITEMS UNDER
TPP-2006**

Item No.	Name of the item	Parameter	Parameters/ indicators	Whether State-wise targets fixed by the concerned Administrative Ministries	Whether targets have been received	Nodal Ministry
1	Employment Generation under Mahatma Gandhi National Rural Employment Guarantee Scheme	-	(i) No. of job card issued (ii) Employment generated (iii) Wages given	Non-targetable indicator *	-	Ministry of Rural Development
2	National Rural Livelihood Mission (NRLM)	1 2 3	(i) Number of SHGs promoted (new and revived) during the financial year (ii) Number of SHGs provided Revolving Fund (RF) during the financial year (iii) Number of SHGs provided Community Investment Fund (CIF) during the financial year	Targets fixed & received from Administrative Ministry Targets fixed & received from Administrative Ministry Targets fixed & received from Administrative Ministry	Yes Yes Yes	Ministry of Rural Development
3	Distribution of Waste land to the landless	-	Waste Land distributed (i) Total (ii) SC (iii) ST (iv) Others	Non-targetable indicator *	-	-do-
4	Minimum Wages Enforcement (including Farm Labour)	-	(a) Agriculture and Farm workers (i) Inspections made (ii) Irregularities detected (iii) Irregularities rectified (iv) Claims filed (v) claims settled (vi) Prosecution cases pending (vii) Prosecution cases filed (viii) Prosecution cases decided (b) others	Non-targetable indicator *	-	Ministry of Labour & Employment

Item No.	Name of the item	Parameter	Parameters/ indicators	Whether State-wise targets fixed by the concerned Administrative Ministries	Whether targets have been received	Nodal Ministry
5	Food Security: (i) Targeted Public Distribution System (AAY+APL+BPL) (ii) Antyodaya Anna Yojana (AAY) (iii) Below Poverty Line (BPL) (iv) National Food Security Act (NFSA) (Normal) (v) National Food Security Act (NFSA) (Tide over)	4	Allocation of Food Grains to States/UTs	Targets fixed & received from Administrative Ministry	Yes	Ministry of Consumer Affairs, Food & Public Distribution
		5	Allocation of Food Grains to States/UTs	-do-	Yes	-do-
		6	Allocation of Food Grains to States/UTs	-do-	Yes	-do-
		7	Allocation of Food Grains to States/UTs	-do-	Yes	-do-
		8	Allocation of Food Grains to States/UTs	-do-	Yes	-do-
6	Rural Housing - Indira Awaas Yojana (IAY)	9	Houses constructed	Targets fixed & received from Administrative Ministry.	Yes	Ministry of Rural Development
7	EWS/LIG Houses in Urban Areas	10	Houses constructed	Targets received from Administrative Ministry.	Yes	M/o Housing and Urban Poverty Alleviation
8	Rural Areas - National Rural Drinking Water Programme -(NRDWP)	11	(i) Coverage of Habitations (Partially Covered & Slipped back)- (NRDWP)	Targets fixed & received from Administrative Ministry.	Yes	Ministry of Drinking Water and Sanitation
		12	(ii) Coverage of water quality affected habitations – (NRDWP)	-do-	Yes	-do-
9	Sanitation Programme in Rural Areas	-	Individual Household latrines constructed	Non-targetable indicator *	-	Ministry of Drinking Water and Sanitation
10	Institutional Delivery	-	Delivery in Institutions	Non-targetable indicator *	-	Ministry of Health & Family Welfare

Item No.	Name of the item	Parameter	Parameters/ indicators	Whether State-wise targets fixed by the concerned Administrative Ministries	Whether targets have been received	Nodal Ministry
11	SC Families Assisted	13	(i) SC Families assisted under SCA to SCSP & NSFDC (ii) SC Students assisted under Post Matric Scholarship	Targets fixed & received from Administrative Ministry. Non-targetable indicator *	Yes -	M/o Social Justice and Empowerment
12	Universalisation of ICDS Scheme	14	ICDS Blocks Operational (Cumulative)	Targets fixed & received from Administrative Ministry	Yes	Ministry of Women and Child Development
13	Functional Anganwadis	15	Anganwadis Functional (cumulative)	Targets fixed & received from Administrative Ministry	Yes	Ministry of Women and Child Development
14	Number of Urban poor families assisted under seven point charter viz. land tenure, housing at affordable cost, water, sanitation, health, education, and social security.	-	Poor Families assisted	Non-targetable indicator *	-	M/o Housing and Urban Poverty Alleviation
15	Afforestation: (a) Area Covered under Plantation on - Public and Forest Lands (b) Number of Seedlings planted on -Public and Forest Lands	16 17	(a) Area Covered under Plantation on - Public and Forest Lands (b)Number of Seedlings	Targets fixed & received from Administrative Ministry Targets fixed & received from Administrative Ministry	Yes Yes	Ministry of Environment and Forest do
16	Rural Roads – PMGSY	18	Length of Road constructed	Targets received from Administrative Ministry.	Yes	Ministry of Rural Development
17	Village electrified under Deendayal Upadhyaya Gram Jyoti Yojana (DDUGJY)	19	Villages electrified	Targets fixed & received from Administrative Ministry	Yes	Ministry of Power

Item No.	Name of the item	Parameter	Parameters/ indicators	Whether State-wise targets fixed by the concerned Administrative Ministries	Whether targets have been received	Nodal Ministry
18	Energising Pump sets	20	Pumpsets Energised	Administrative Ministry has suggested the States/UTs to fix their own targets.	Except Gujarat, Haryana, Himachal Pradesh, Rajasthan, Tamil Nadu, Telangana and Uttarakhand none of the States have provided the targets so far. Previous year targets have been repeated.	-do-
19	Supply of Electricity	21	Electricity demanded	Targets fixed & received from Administrative Ministry	Yes	-do-

** The items where Administrative Ministries have not fixed State-wise targets, are not monitored for performance analysis. These items are normally demand driven and are accordingly monitored for actual achievements only.*

Twenty Point Programme – 2006

Items/Parameters identified for appraisal

For the purpose of quarterly appraisal, the performance of States under TPP-2006 is evaluated on the following 21 Parameters, contained in 13 Items and as per State/UT wise targets fixed by the Central Administrative Ministries.

Items	Para- meters	Description of Item
1		National Rural Livelihood Mission (NRLM)
	1	(i) Number of SHGs promoted (new and revived) during the financial year
	2	(ii) Number of SHGs provided Revolving Fund (RF) during the financial year
	3	(iii) Number of SHGs provided Community Investment Fund (CIF) during the financial year
2	-	<i>Food Security:</i>
	4	(i) Targeted Public Distribution System (TPDS) for AAY, APL & BPL,
	5	(ii) TPDS for Antyodaya Anna Yojana (AAY) only
	6	(iii) TPDS for Below Poverty Line (BPL) only
	7	(iv) National Food Security Act (NFSA) (Normal)
	8	(v) National Food Security Act (NFSA) (Tide over)
3	9	Rural Housing under Indira Awaas Yojana (IAY)
4	10	EWS/LIG Houses in Urban Areas
5	-	<i>Rural Areas: National Rural Drinking Water Programme - (NRDWP)</i>
	11	(i) Coverage of Habitations (Partially Covered & Slipped back)- (NRDWP)
	12	(ii) Coverage of Water Quality Affected Habitations – (NRDWP)
6	-	<i>SC Families assisted</i>
	13	(i) SC families assisted under SCA to SCSP & NSFDC
7	14	Universalisation of ICDS Scheme
8	15	Functional Anganwadis
9	-	<i>Afforestation:</i>

	16	(i) Area covered under Plantation on- Public and Forest Lands
	17	(ii) Number of Seedlings planted on- Public and Forest Lands
10	18	Rural Roads constructed under Prime Minister Grameen Sadak Yojana (PMGSY)
11	19	Village electrified under Deendayal Upadhyaya Gram Jyoti Yojana (DDUGJY)
12	20	Energising Pump sets
13	21	Supply of Electricity

List of items where the concerned schemes are yet to be operationalised

(i) ***Quick and inexpensive justice–Gram Nyayalayas and Nyaya Panchayats¹***: Ministry of Panchayati Raj is consulting Central Ministries and States/UT Governments regarding draft bill on Nyaya Panchayats.

(ii) ***Sports for all in Rural and Urban Areas²*** : The scheme titled “Nagar Palika Yuva Krida Aur Khel Abhiyan” for the development of sports infrastructure in urban areas is yet to be approved.

1. when operationalise it will be monitored under Point No. 2 *Jan Shakti (Power to People)* (Item 6)
2. when operationalise it will be monitored under Point No 13 *Yuva Vikas (Youth Development)* (Item 47)

ABBREVIATIONS USED

AAY	Antyodaya Anna Yojana
NRDWP	National Rural Drinking Water Programme
DDRS	Deen Dayal Rehabilitation Scheme
EWS	Economically Weaker Section
IAY	Indira Awaas Yojana
ICDS	Integrated Child Development Scheme
LIG	Low Income Group
MWE	Minimum Wages Enforcement
NC	Not Covered
NREGS	National Rural Employment Guarantee Scheme
PC	Partially Covered
PMGSY	Prime Minister Grameen Sadak Yojana
SC	Scheduled Caste
DDUGJY	Deendayal Upadhyaya Gram Jyoti Yojana
SGRY	Sampoorna Grameen Rojgar Yojana
NRLM	National Rural Livelihood Mission
SHG	Self Help Groups
ST	Scheduled Tribe
TPDS	Targeted Public Distribution system
NFSA	National Food Security Act