

TWENTY POINT PROGRAMME-2006
PROGRESS REPORT
FOR
APRIL-JULY, 2011



GOVERNMENT OF INDIA
MINISTRY OF STATISTICS AND PROGRAMME IMPLEMENTATION
SARDAR PATEL BHAWAN, SANSAD MARG,
NEW DELHI-110 001

Website: www.mospi.gov.in

CONTENTS

	Page No.
I. Introduction	i
II. List of Twenty Points	ii
III. List of Monthly Monitored Items	iii
IV. Status of receipt of targets for Monthly Monitored items	iv
V. List of items /parameters identified for appraisal	vii
VI. List of items under TPP-2006 yet to be operationalised	viii

PART-I Overall Performance Analysis

VII. Progress Report	1
VIII. Highlights of Performance	2
Table - A - All India Performance	6
Table- B - State-wise Performance	7
Table- C - State -wise and Item-wise Performance	12

PART- II Performance Tables

Table No.	Description of Item	
1	Employment Generation - <i>MGNREG</i> Scheme	22
2(A)	Swaranjayanti Gram Swarojgar Yojana (SGSY)	23
2(B)	SC, ST, Women and Disabled Swarozgaries Assisted under SGSY	25
3(A)	SHGs Formed under SGSY	26
3(B)	SHGs to whom income generating activities provided	28
4(A)	Distribution of Waste Land to the Landless	29
4(B)	Waste Land Distributed to SC, ST and others	30
5(A)	Minimum Wages Enforcement (Including Farm Labour)	31
	(i) Inspections made (ii) Irregularities detected (iii) Irregularities rectified	
5(B)	Minimum Wages Enforcement (Including Farm Labour)	32
	(i) Claims Filed (ii) Claims Settled	
5(c)	Minimum Wages Enforcement (Including Farm Labour)	33
	(i) Prosecution cases pending (ii) Prosecution cases filed (iii) Prosecution cases decided	
6(A)	<i>Food Security</i> : Targeted Public Distribution System (TPDS) for AAY, APL & BPL,	34
6(B)	<i>Food Security</i> : TPDS only for Antyodaya Anna Yojana (AAY)	36
6(C)	<i>Food Security</i> : TPDS only for Below Poverty Line (BPL)	38
7	Rural Housing - Indira Awaas Yojana (IAY)	40

Contd...

Table No.	Description of Item	Page No.
8	EWS/LIG Houses in Urban Areas	42
9	<i>Rural Areas- National Rural Drinking Water Programme (NRDWP)</i>	
9(A)	Coverage of Habitations (Partially Covered & Slipped back)	44
9(B)	Coverage of Water Quality Affected Habitations	46
10	Sanitation Programme in Rural Areas	48
11	Institutional Delivery	49
12	SC Families Assisted	50
13	Universalization of ICDS Scheme	52
14	Functional Anganwadis	54
15	No. of Urban Poor Families Assisted under Seven Point Charter	56
16(A)	Afforestation- Area Covered under Plantation- (Public and Forest Lands)	58
16(B)	<i>Afforestation</i> : Seedlings Planted – (Public and Forest Lands)	60
17	Rural Roads Constructed under (PMGSY)	62
18	Village Electrified under Rajiv Gandhi Grameen Vidyutikaran Yojana (RGGVY)	64
19	Energising Pump sets	66
20	Supply of Electricity	68
Annexures		
○	List of 65 items to be monitored under TPP-2006	Annexure – I 70-72
○	Abbreviations used	Annexure - II 73

Twenty Point Programme – 2006

An Introduction

The Twenty Point Programme (TPP) was launched by the Government of India in the year 1975 and restructured in 1982, 1986 and again in 2006. The restructured programme, known as Twenty Point Programme (TPP) – 2006, became operational with effect from 1st April, 2007. The Programme is meant to give a thrust to schemes relating to poverty alleviation, employment generation in rural areas, housing, education, family welfare & health, protection of environment and many other schemes having a bearing on the quality of life, especially in the rural areas.

2. The programmes and schemes under the TPP-2006 are in harmony with the priorities contained in the Millennium Development Goals (MDGs) of the United Nations and SAARC Social Charter. The original nomenclature, namely the Twenty Point Programme, which has been in existence for more than three decades and carries the stamp of familiarity among the people and administrative agencies, has been retained.

3. Twenty Point Programme (TPP) – 2006 originally consisted of 20 Points (*Appendix-1*) and 66 items being monitored individually by Central Nodal Ministries concerned. Up to 2007-08, out of 66 items, 22 items were monitored on monthly basis. From 1st April, 2008 *Sampoorna Grameen Rojgar Yojana* (SGRY) has been merged with another item namely “*National Rural Employment Guarantee Act*” which has now been renamed as *Mahatma Gandhi National Rural Employment Guarantee Act from 31st December, 2009* therefore, SGRY has been dropped from the list of 66 items and only 65 items are now monitored under TPP-2006 since 2008-09. The list of 65 items is enclosed at *Annexure-I*.

4. Out of 65 items, 20 items (information in respect of 16 items is being collected from various States/ UTs and for remaining 4 items from the concerned Central Nodal Ministries) are being monitored on monthly basis during the period 2011-12 against the targets fixed at the beginning of financial year by the central nodal Ministries and State Governments (*Appendix-2&3*). The remaining items under TPP-2006, are being monitored on annual basis as the information in respect of these items will be made available by the concerned Central Nodal Ministries only on annual basis. These 65 items consist of about 160 identified parameters, however for the purpose of monthly performance, 19 identified parameters have been taken (*Appendix-4*).

5. Some of the schemes/programmes are yet to be operationalised by the Central Nodal Ministries concerned. These items will be monitored only after the schemes concerning them come into existence and their frequency of monitoring will be decided later. The details of such items are available at *Appendix-5*.

6. The monitoring mechanism for TPP-2006 has been widened by including block level monitoring in addition to District, State and Central level monitoring. Most of the States/Union Territories have constituted the block, district and state level monitoring committees. At the Centre, the progress of individual items is monitored and reviewed by the Departments/Ministries concerned. The Ministry of Statistics & Programme Implementation (MOSPI) monitors the Programme/ schemes covered under TPP-2006 on the basis of performance report received from State Governments/UT Administrations and central nodal Ministries.

Twenty Point Programme – 2006

List of Twenty Points

1. Garibi Hatao [Poverty Eradication]
2. Jan Shakti [Power to People]
3. Kisan Mitra [Support to Farmers]
4. Shramik Kalyan [Labour Welfare]
5. Khadya Suraksha [Food Security]
6. Subke Liye Aawas [Housing for All]
7. Shudh Peya Jal [Clean Drinking Water]
8. Jan Jan Ka Swasthya [Health for All]
9. Sabke Liye Shiksha [Education for All]
10. Anusuchit Jaati, Jan Jaati, Alp-sankhyak evam Anya Pichhra Varg Kalyan [Welfare of Scheduled Castes, Scheduled Tribes, Minorities and OBCs]
11. Mahila Kalyan [Women Welfare]
12. Bal Kalyan [Child Welfare]
13. Yuva Vikas [Youth Development]
14. Basti Sudhar [Improvement of Slums]
15. Paryavaran Sanrakshan evam Van Vridhi [Environment Protection and Afforestation]
16. Samajik Suraksha [Social Security]
17. Grameen Sadak [Rural Roads]
18. Grameen Oorja [Energization of Rural Area]
19. Pichhara Kshetra Vikas [Development of Backward Areas]
20. e- Shasan [IT enabled e-Governance]

Twenty Point Programme – 2006

Monthly Monitored Items

1. Employment Generation under the *Mahatma Gandhi National Rural Employment Guarantee Scheme (MGNREGA)*
2. Swaranjayanti Gram Swarojgar Yojana (SGSY)
3. ***Self help Groups:***
 - (i) Self help Groups formed under SGSY
 - (ii) SHGs to whom income generating activities provided under SGSY
4. Distribution of Waste land to landless
5. Minimum Wages Enforcement (Including Farm Labour)
6. ***Food Security:***
 - (i) Targeted Public Distribution System (TPDS) for AAY, APL& BPL,
 - (ii) *TPDS* only for Antyodaya Anna Yojana (AAY)
 - (iii) *TPDS* only for Below Poverty Line (BPL)
7. Rural Housing for Indira Awaas Yojana (IAY)
8. EWS/LIG Houses in Urban Areas
9. ***Rural Areas-*** National Rural Drinking Water Programme- (NRDWP)
 - (i) Coverage of Habitations (Partially Covered & Slipped back)- (*NRDWP*)
 - (ii) Coverage of Water Quality Affected Habitations – (*NRDWP*)
10. Sanitation Programme in Rural Areas
11. Institutional Delivery
12. SC Families Assisted
13. Universalisation of ICDS Scheme
14. Functional Anganwadis
15. Number of Urban poor families assisted under seven point charter viz. land tenure, housing at affordable cost, water, sanitation, health, education, and social security.
16. ***Afforestation:***
 - (a) Area Covered under Plantation on - Public and Forest Lands
 - (b) Number of Seedlings planted on -Public and Forest Lands
17. Rural Roads constructed under Prime Minister Grameen Sadak Yojana (PMGSY)
18. Village Electrified under Rajiv Gandhi Grameen Vidyutikaran Yojana (RGGVY)
19. Energising Pump sets and
20. Supply of Electricity

STATUS OF RECEIPT OF TARGETS FOR MONTHLY MONITORED ITEMS UNDER TPP-2006

Item No.	Name of the item	Parameter	Parameters/ indicators	Whether State-wise targets fixed by the concerned Administrative Ministries	Whether targets have been received	Nodal Ministry
1	Employment Generation under the <i>Mahatma Gandhi National Rural Employment Guarantee Scheme</i>	-	(i) No. of job card issued (ii) Employment generated (iii) Wages given	Targets not fixed */ not supplied by Administrative Ministry	-	Ministry of Rural Development
2	Swaranjayanti Gram Swarojgar Yojana (SGSY)	1	<i>Individual Swarozgaries Assisted</i> (i) Total (ii) SC (iii) ST (iv) Women (v) Disabled person	Targets fixed & received from Administrative Ministry	Yes	-do-
3	Self help Groups	2	SHGs under SGSY - SHGs formed - SHGs to whom income generating activities provided	Targets not fixed */ not supplied by Administrative Ministry Targets fixed & received from Administrative Ministry	- Yes	-do- -do-
4	Distribution of waste land to the landless	-	Waste Land Distributed (i) Total (ii) SC (iii) ST (iv) Others	Targets not fixed */ not supplied by Administrative Ministry	-	-do-
5	Minimum Wages Enforcement (including Farm Labour)	-	(a) <i>Agriculture and Farm workers</i> (i) Inspections made (ii) Irregularities detected (iii) Irregularities rectified (iv) Claims filed (v) claims settled (vi) Prosecution cases pending (vii) Prosecution cases filed (viii) Prosecution cases decided (b) <i>others</i>	Targets not fixed */ not supplied by Administrative Ministry	-	Ministry of Labour & Employment

Item No.	Name of the item	Parameter	Parameters/ indicators	Whether State-wise targets fixed by the concerned Administrative Ministries	Whether targets have been received	Nodal Ministry
6	Food Security: (i) Targeted Public Distribution System (AAY+APL+BPL) (ii) Antyodaya Anna Yojana (AAY) (iii) Below Poverty Line (BPL)	3	Allocation of Food Grains to States/UTs	Targets fixed & received from Administrative Ministry	Yes	Ministry of Consumer Affairs, Food & Public Distribution
		4	Allocation of Food Grains to States/UTs	-do-	Yes	-do-
		5	Allocation of Food Grains to States/UTs	-do-	Yes	-do-
7	Rural Housing - Indira Awaas Yojana (IAY)	6	Houses Constructed	Targets fixed & received from Administrative Ministry	Yes	Ministry of Rural Development
8	EWS/LIG Houses in Urban Areas	7	Houses Constructed	Targets fixed & received from Administrative Ministry	Yes	M/o Housing and Urban Poverty Alleviation
9	Rural Areas - <i>National Rural Drinking Water Programme</i> -(NRDWP)	8	(i) Coverage of Habitations (Partially Covered & Slipped back)- (NRDWP)	Targets fixed & received from Administrative Ministry	Yes	Ministry of Drinking Water and Sanitation
		9	(ii) Coverage of water quality affected habitations – (NRDWP)	Targets fixed & received from Administrative Ministry	Yes	-do-
10.	Sanitation Programme in Rural Areas	-	Individual Household latrines constructed	Targets not fixed */ not supplied by Administrative Ministry	-	Ministry of Drinking Water and Sanitation
11.	Institutional Delivery	-	Delivery in Institutions	Targets not fixed * / not supplied by Administrative Ministry	-	Ministry of Health & Family Welfare
12.	SC Families Assisted	10	SC Families Assisted	Targets fixed & not received from Administrative Ministry & hence target of 2007-08 taken **	No	M/o Social Justice and Empowerment
13.	Universalisation of ICDS Scheme	11	ICDS Blocks Operational (Cumulative)	Targets fixed & received from Administrative Ministry	Yes	Ministry of Women and Child Development

** Reminders were sent to Administrative Ministry to send target of 2011-12

Item No.	Name of the item	Parameter	Parameters/ indicators	Whether State-wise targets fixed by the concerned Administrative Ministries	Whether targets have been received	Nodal Ministry
14.	Functional Anganwadis	12	Anganwadis Functional (cumulative)	Targets fixed & received from Administrative Ministry	Yes	Ministry of Women and Child Development
15.	Number of Urban poor families assisted under seven point charter viz. land tenure, housing at affordable cost, water, sanitation, health, education, and social security.	13	Poor Families Assisted	Targets fixed & received from Administrative Ministry	Yes	M/o Housing and Urban Poverty Alleviation
16	Afforestation: (a) Area Covered under Plantation on - Public and Forest Lands (b) Number of Seedlings planted on -Public and Forest Lands	14	(a) Area Covered under Plantation on - Public and Forest Lands	Targets fixed & received from Administrative Ministry	Yes	Ministry of Environment and Forest
		15	(b)Number of Seedlings	Targets fixed & received from Administrative Ministry	Yes	-do-
17.	Rural Roads – PMGSY	16	Length of Road Constructed	Targets fixed & received from Administrative Ministry	Yes	Ministry of Rural Development
18.	Rajiv Gandhi Grameen Vidyutikaran Yojana (RGGVY)	17	Villages electrified	Targets fixed & received from Administrative Ministry	Yes	Ministry of Power
19.	Energising Pump sets	18	Pumpsets Energised	Targets fixed & received from Administrative Ministry	Yes Targets of 15 States have been received so far	-do-
20	Supply of Electricity	19	Electricity demanded	Targets fixed & received from Administrative Ministry	Yes	-do-

** These items where Administrative Ministries have not fixed State-wise targets are not monitored for ranking on monthly basis (only 19 parametres being monitored on monthly basis form the basis of State-wise ranking) since these are monitored without fixing of targets with reference to actual achievements as these are demand driven based.*

Twenty Point Programme – 2006

Items/Parameters identified for appraisal

For the purpose of monthly appraisal, the performance of States under TPP-2006 is evaluated on the following 19 Parameters, contained in 15 Items and as per State/UT wise targets fixed by the Central Administrative Ministries.

Items	Para- meters	Description of Item
1	1	Total No. of Individual Swarozgaries Assisted under SGSY
2	2	SHGs to whom income generating activities provided under SGSY
3	-	Food Security:
	3	(i) Targeted Public Distribution System (TPDS) for AAY, APL & BPL,
	4	(ii) TPDS only for Antyodaya Anna Yojana (AAY)
	5	(iii) TPDS only for Below Poverty Line (BPL)
4	6	Rural Housing under Indira Awaas Yojana (IAY)
5	7	EWS/LIG Houses in Urban Areas
6	-	Rural Areas: National Rural Drinking Water Programme -(NRDWP)
	8	(i) Coverage of Habitations (Partially Covered & Slipped back)- (NRDWP)
	9	(ii) Coverage of Water Quality Affected Habitations – (NRDWP)
7	10	SC Family Assisted
8	11	Universalisation of ICDS Scheme
9	12	Functional Anganwadis
10.	13	Number of Urban poor families assisted under seven point charter viz. land tenure, housing at affordable cost, water, sanitation, health, education, and social security.
11	-	Afforestation:
	14	(i) Area Covered under Plantation on- Public and Forest Lands
	15	(ii) Number of Seedlings planted on- Public and Forest Lands
12	16	Rural Roads constructed under Prime Minister Grameen Sadak Yojana (PMGSY)
13	17	Village electrified under Rajiv Gandhi Grameen Vidyutikaran Yojana (RGGVY)
14	18	Energising Pump sets and
15	19	Supply of Electricity

List of items where the concerned schemes are yet to be operationalised

(i) ***Quick and inexpensive justice–Gram Nyayalayas and Nyaya Panchayats¹***: Ministry of Panchayati Raj is consulting Central Ministries and States/UT Governments regarding draft bill on Nyaya Panchayats.

(ii) ***Sports for all in Rural and Urban Areas²***: The scheme titled “Nagar Palika Yuva Krida Aur Khel Abhiyan” for the development of sports infrastructure in urban areas is yet to be approved.

1. when operationalise will be monitored under Point No. 2 *Jan Shakti (Power to People)* (Item 6)
2. when operationalise will be monitored under Point No 13 *Yuva Vikas (Youth Development)* (Item 47)

PART - I

TWENTY POINT PROGRAMME - 2006

OVERALL PERFORMANCE ANALYSIS

Twenty Point Programme-2006

Progress Report* –(April-July, 2011)

This monthly progress report of Twenty Point Programme-2006 consists of two parts: **Part-I** contains an analysis of the overall performance, whereas **Part-II** deals with item-wise performance.

2. The report is compiled on the basis of data received from the Central Nodal Ministries and State Governments/UT Administrations. The data is received either through web enabled software developed by National Informatics Centre (NIC) Cell in this Ministry or through Fax/e-mail/post. The processing of data has been done in association with NIC Cell.

3. The analysis for the period **April-July, 2011** shows that the performance under **fifteen items** has been **‘Very Good’** (90% or above the targets). These items are:

- (i) Individual Swarozgaries Assisted under SGSY
- (ii) Pumpssets Energised
- (iii) Road Constructed under Prime Minister Grameen Sadak Yojana (PMGSY)
- (iv) Urban Poor Families Assisted under Seven Point Charter
- (v) SC Families Assisted
- (vi) Houses Constructed under Indira Awaas Yojana (IAY)
- (vii) *Food Security*: Targeted Public Distribution System (only for BPL)
- (viii) *Food Security*: Targeted Public Distribution System (only for AAY)
- (ix) ICDS Blocks Operational (Cum.)
- (x) Village Electrified- Rajiv Gandhi Grameen Vidhyutikaran Yojana (RGGVY)
- (xi) SHGs Provided Income Generating Activities under SGSY
- (xii) Anganwadis Functional (Cum.)
- (xiii) Supply of Electricity
- (xiv) Seedlings Planted (Public and Forest Lands) and
- (xv) *Food Security*: Targeted Public Distribution System for APL, BPL & AAY

4. The performance of **one item** has been **‘Good’** (80% to 90% of target). The respective item is:

- (i) Habitations covered (Partially covered & Slipped back)- NRDWP

5. The performance of **three items** has been **‘Poor’** (below 80% of target). These items are:

- (i) Area Covered under Plantation (Public and Forest Lands)
- (ii) Coverage of water quality affected habitations – NRDWP and
- (iii) Houses constructed under EWS/LIG

6. Some of items under TPP-2006 namely “*Mahatma Gandhi National Rural Employment Guarantee Scheme (MGNREGS)*”, “*Self help Groups formed under SGSY*”, “*Sanitation Programme in Rural Area and Institutional Delivery*” are demand driven and no targets are assigned by concerned nodal Ministries where as for items like “*Distribution of Wasteland to the landless*” & “*Minimum Wages Enforcement (including Farm Labour)*”, concerned administrative Ministries are not in position to provide State/UT-wise targets as such all these items are being monitored on monthly basis without any targets but not been considered for the purpose of appraisal. In order to monitor the performance of TPDS under *Food Security* in a more purpose full manner individual monitoring of one more parameters namely BPL have been added besides existing parameters namely TPDS and AAY for monitoring on monthly basis. *The nomenclature of Accelerated Rural Water Supply Programme-ARWSP has been changed to National Rural Drinking Water Programme—(NRDWP) covering two parameters viz. (i) Coverage of Habitations (Partially Covered & Slipped back and (ii) Coverage of water quality affected habitations—(NRDWP)*. The items where quarterly/ annual targets have been provided by the Ministries concerned, monthly targets have been worked out on prorata basis.

7. Information on MPR has not been received from the States/UT of Arunachal Pradesh, Chattisgarh and Daman & Diu despite repeated telephonic reminders till finalization of this report. Therefore the performance of the States for the month of *July*, 2011 has been reported as Nil in this MPR.

* Based on monthly monitored 19 Parameters.

HIGHLIGHTS OF PERFORMANCE AT A GLANCE

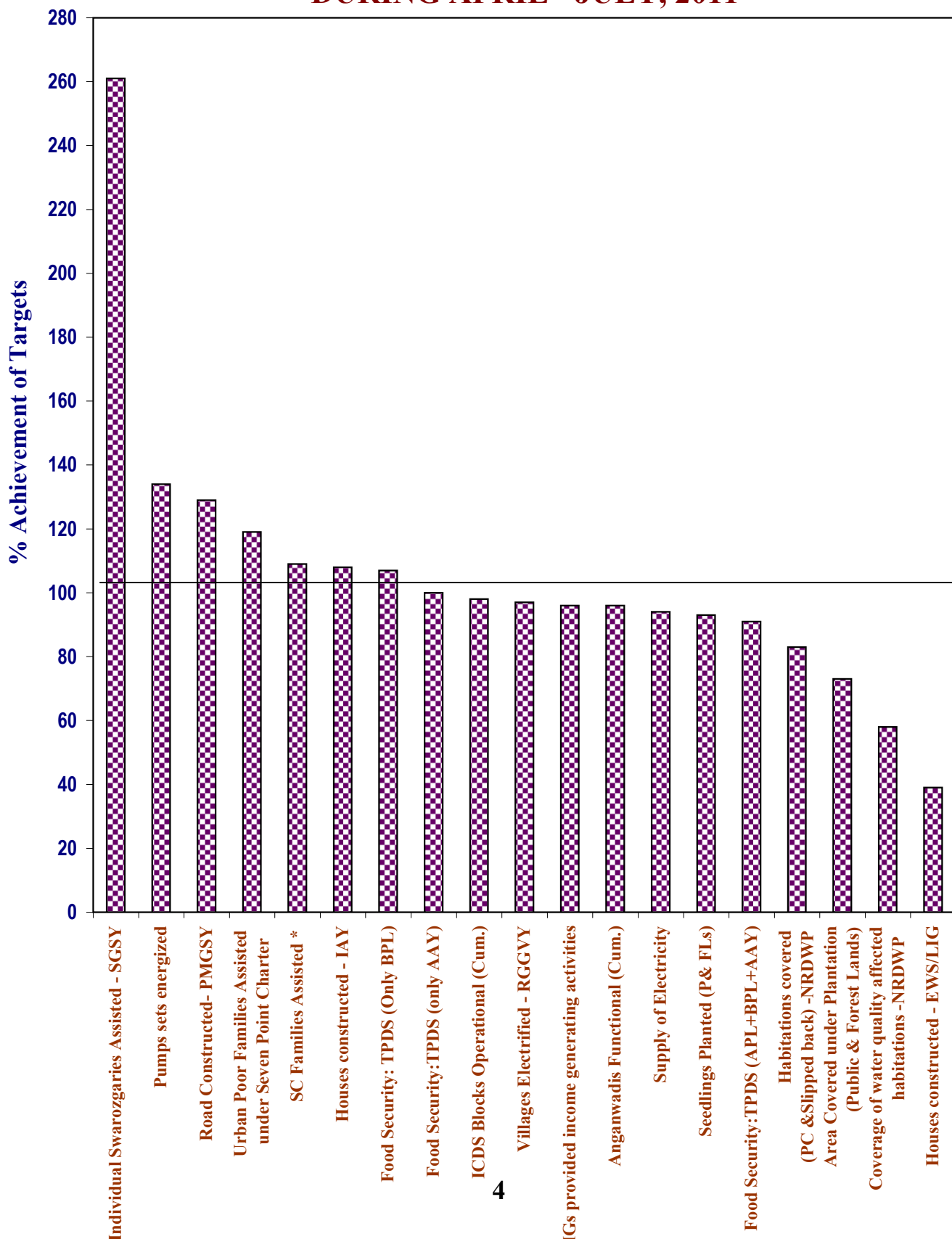
Sl. No.	Item	Achievement for April-July, 2011
1- Employment Generated under MGNREGS.		
	(i) No. of Job cards issued	22.70 lakh *
	(ii) Employment generated	62.78 crore mandays
	(iii) Wages given	Rs.7219.44crore
2- Swaranjayanti Gram Swarozgar Yojana (SGSY)		
	No. of Individual Swarozgaries Assisted	58,160
3- Self help Groups		
	(i) No. of SHGs formed	75,806
	(ii) No. of SHGs to whom income generating activities provided under SGSY	39,232
4- Distribution of waste land to the landless		
	Land Distributed	1,720 hectare
5- Minimum Wages Enforcement (Including Farm Labour)		
	(i) No. of Inspections made	50,391
	(ii) No. of Irregularities detected	7,999
	(iii) No. of Irregularities rectified	5,135
	(iv) No. of Claims filed	5,273
	(v) No. of Claims settled	919
	(vi) No. of Prosecution cases Pending	4,514
	(vii) No. of Prosecution cases filed	38
	(viii) No. of Prosecution cases decided	95
6- Food Security: (i) TPDS (ii) AAY (iii) BPL		
	(i) Food Security: Targeted Public Distribution System (TPDS)	142.73 lakh tonnes
	(ii) Food Security: Antyodaya Anna Yojana (AAY)	34.03 lakh tonnes
	(iii) Food Security: Below Poverty Line (BPL)	62.25 lakh tonnes
7- Rural Housing-Indira Awaas Yojana		
	No. of Houses constructed	4,91,095
8- EWS/LIG Houses in Urban Areas		
	No. of Houses constructed	52,476

Contd.....

Sl. No.	Item	Achievement for April-July, 2011
9-	Rural Areas. - National Rural Drinking Water Programme-(NRDWP)	
	(i) Coverage of Habitations (Partially covered & Slipped back)- (NRDWP)	15,948
	(ii) Coverage of Water Quality Affected Habitations – (NRDWP)	2,896
10-	Sanitation Programme in Rural Areas	
	No. of Individual household latrines constructed	23.53 lakh
11-	Institutional Delivery	
	No. of Deliveries in Institutions	40.19 lakh
12-	SC Families Assisted	
	No. of SC Families Assisted	17.37 lakh
13-	Universalisation of ICDS Schemes	
	No. of ICDS Blocks Operational (Cum.)	6,773
14-	Functional Anganwadis	
	No. of Anganwadis Functional (Cum.)	12.53 lakh
15-	Number of Urban poor families assisted under seven point charter viz. land tenure, housing at affordable cost, water, sanitation, health, education, and social security.	
	No. of Poor Families Assisted	2,38,763
16-	Afforestation:	
	(i) Area Covered under Plantation (Public and Forest Lands)	4,24,191 hectares
	(ii) No. of Seedlings Planted (Public and Forest Lands)	34.83 Crore
17-	Rural Road- Prime Minister Grameen Sadak Yojana (PMGSY)	
	Length of Road Constructed	9,940 Kms
18-	Rajiv Gandhi Grameen Vidyutikaran Yojana (RGGVY)	
	No. of Villages Electrified	2,919
19-	Energized Pumps sets	
	No. of Pumps sets energized	1,50,573
20-	Supply of Electricity	
	Electricity supplied	2,81,368 million units (MU)

Note:- * Some of States are reporting cumulative performance since inception but now it has been reconciled with the performance figures supplied by M/o Rural Development to set performance targets during April-July, 2011.

ALL INDIA PERFORMANCE OF TARGET ORIENTED PARAMETERS DURING APRIL - JULY, 2011



4

19 parameters are monitored for monthly performance

* Based on previous years targets as current year's target not available

ACHIEVEMENT HIGHLIGHTS

PERFORMANCE OF TARGET ORIENTED PARAMETERS DURING APRIL-JULY, 2011

The cumulative performance during April to July, 2011 has been "Very Good" for 15 Parameters, "Good" for 1 Parameter, and "Poor" for 3 Parameters.

A. "Very Good" Performance (90% or above of targets)

<u>No.</u>	<u>Items</u>	<u>% Achievement</u>
1	Individual Swarozgaries Assisted - SGSY	261
2	Pumps sets energized	134
3	Road Constructed- PMGSY	129
4	Urban Poor Families Assisted under Seven Point Charter	119
5	SC Families Assisted	109
6	Houses constructed - IAY	108
7	Food Security: Targeted Public Distribution System (only BPL)	107
8	Food Security: Targeted Public Distribution System (only AAY)	100
9	ICDS Blocks Operational (Cum.)	98
10	Villages Electrified - RGGVY	97
11	SHGs provided income generating activities	96
12	Anganwadis Functional (Cum.)	96
13	Supply of Electricity	94
14	Seedlings Planted (Public and Forest Lands)	93
15	Food Security: Targeted Public Distribution System (APL+BPL+AAY)	91

B. "Good" Performance (80% to 90%)

16	Habitations covered (Partially covered & Slipped back)-NRDWP	83
----	--	----

C. Areas of concern-where the performance is below 80%

17	Area Covered under Plantation (Public and Forest Lands)	73
18	Coverage of water quality affected habitations - NRDWP	58
19	Houses constructed - EWS/LIG	39

Table - A
Targets for 2011-2012 & April to July, 2011 and achievements during the period April to July, 2011
ALL INDIA PERFORMANCE

Sl. No	Item Description	Units	Targets		Achievements	% Achievements of Targets during April -July,2011
			2011-2012	April - July,2011	April - July,2011	
1	Individual Swarozgaries Assisted - SGSY	Number	1,02,972	22,300	58,160	261
2	SHGs provided income generating activities	Number	1,87,821	40,670	39,232	96
3	Food Security:Targeted Public Distribution System(TPDS)	Tonnes	-	1,56,22,942	1,42,72,808	91
4	Food Security:Antodaya Anna Yojana(AAY)	Tonnes	-	34,14,224	34,03,020	100
5	Food Security:Targeted Public Distribution System (Only BPL)	Tonnes	-	58,11,776	62,25,255	107
6	Houses constructed - IAY	Number	27,26,702	4,54,410	4,91,095	108
7	Houses constructed - EWS/LIG	Number	4,00,000	1,33,320	52,476	39
8	Habitations covered (Partially covered & Slipped back) - NRDWP	Number	1,15,379	19,207	15,948	83
9	Coverage of water quality affected habitations - NRDWP	Number	29,790	4,952	2,896	58
10	SC Families Assisted	Number	47,74,200	15,91,361	17,37,166	109
11	ICDS Blocks Operational (Cum.)	Number	6,900	6,900	6,773	98
12	Anganwadis Functional (Cum.)	Number	13,09,298	13,09,298	12,53,520	96
13	Urban Poor Families Assisted under Seven Point Charter	Number	6,00,000	1,99,998	2,38,763	119
14	Area Covered under Plantation (Public and Forest Lands)	Hectares	17,45,580	5,81,844	4,24,191	73
15	Seedlings Planted (Public and Forest Lands)	Number	1,12,56,28,000	37,52,09,328	34,82,60,472	93
16	Road Constructed- PMGSY	Kilometer	33,000	7,701	9,940	129
17	Villages Electrified - RGGVY	Number	14,500	3,015	2,919	97
18	Pumps sets energized	Number	3,38,331	1,12,768	1,50,573	134
19	Electricity supplied	Million Units	-	2,99,959	2,81,368	94

Table - B

STATE-WISE PERFORMANCE DURING APRIL-JULY, 2011 (PERCENT ACHIEVEMENT)

Sl. No.	Description	ALL INDIA	AP	ARP	AS	BI	CHHA.	DELHI	GOA
1	Individual Swarozgaries Assisted - SGSY	261	50	117	105	41	164	NA	24
2	SHGs provided income generating activities	96	152	0	92	26	35	NA	30
3	Food security-Targeted Public Distribution system (APL+BPL+AAAY)	91	84	108	86	85	91	95	97
4	Food security-Targeted Public Distribution system (only AAY)	100	113	97	100	98	94	66	117
5	Food Security - Targeted Public Distribution System (Only BPL)	107	107	104	100	96	99	102	100
6	Houses constructed - IAY	108	230	49	100	65	96	NA	201
7	Houses constructed - EWS/LIG	39	76	0	0	0	30	1	NA
8	Habitations covered (Partially covered & Slipped back) - NRDWP	83	32	6	54	54	206	NA	NA
9	Coverage of water quality affected habitations - NRDWP	58	3	NA	55	31	72	NA	NA
10	SC Families Assisted	109	340	NA	18	187	0	36	2
11	ICDS Blocks Operational (Cum.)	98	100	97	100	100	82	119	100
12	Anganwadis Functional (Cum.)	96	98	99	97	94	75	120	100
13	Urban Poor Families Assisted under Seven Point Charter	119	711	0	55	0	0	0	NA
14	Area Covered under Plantation (Public and Forest Lands)	73	32	499	0	71	0	962	48
15	Seedlings Planted (Public and Forest Lands)	93	71	573	0	71	0	1,156	134
16	Road Constructed- PMGSY	129	68	230	299	75	157	NA	NA
17	Villages Electrified - RGGVY	97	NA	81	170	269	40	NA	NA
18	Pumps sets energized	134	151	NA	NA	0	20	NA	221
19	Supply of Electricity	94	97	91	95	80	97	100	99

NA - Not Applicable

Table - B(Contd.)

STATE-WISE PERFORMANCE DURING APRIL-JULY, 2011 (PERCENT ACHIEVEMENT)

Sl. No.	Description	ALL INDIA	GUJ	HRY	HP	J&K	JHAR.	KAR	KER
1	Individual Swarozgaries Assisted - SGSY	261	632	129	226	548	267	35	107
2	SHGs provided income generating activities	96	330	86	51	32	189	53	40
3	Food security-Targeted Public Distribution system (APL+BPL+AAV)	91	68	88	98	100	84	93	95
4	Food security-Targeted Public Distribution system (only AAV)	100	104	100	108	103	102	101	104
5	Food Security - Targeted Public Distribution System (Only BPL)	107	96	121	101	102	101	99	105
6	Houses constructed - IAY	108	96	95	20	180	412	33	119
7	Houses constructed - EWS/LIG	39	58	637	NA	NA	62	53	3
8	Habitations covered (Partially covered & Slipped back) - NRDWP	83	124	78	148	0	40	68	33
9	Coverage of water quality affected habitations - NRDWP	58	47	33	NA	0	13	31	80
10	SC Families Assisted	109	161	74	76	14,928	127	64	40
11	ICDS Blocks Operational (Cum.)	98	100	102	100	100	100	100	100
12	Anganwadis Functional (Cum.)	96	100	107	100	103	99	100	100
13	Urban Poor Families Assisted under Seven Point Charter	119	197	7	NA	NA	104	33	41
14	Area Covered under Plantation (Public and Forest Lands)	73	100	90	57	6	152	124	106
15	Seedlings Planted (Public and Forest Lands)	93	157	263	57	6	120	175	286
16	Road Constructed- PMGSY	129	238	69	121	87	263	305	92
17	Villages Electrified - RGGVY	97	NA	NA	29	26	36	NA	NA
18	Pumps sets energized	134	54	132	225	NA	11	233	80
19	Supply of Electricity	94	100	98	100	80	97	92	98

NA - Not Applicable

Table - B(Contd.)

STATE-WISE PERFORMANCE DURING APRIL-JULY, 2011 (PERCENT ACHIEVEMENT)

Sl. No.	Description	ALL INDIA	MP	MAH	MANI	MEGH	MIZ	NAGA	ORI
1	Individual Swarozgaries Assisted - SGSY	261	368	147	0	27	292	0	1
2	SHGs provided income generating activities	96	103	66	20	86	168	0	9
3	Food security-Targeted Public Distribution system (APL+BPL+AAV)	91	131	84	130	97	91	108	98
4	Food security-Targeted Public Distribution system (only AAV)	100	115	95	185	102	90	109	98
5	Food Security - Targeted Public Distribution System (Only BPL)	107	177	103	187	106	93	109	100
6	Houses constructed - IAY	108	95	55	57	144	188	591	78
7	Houses constructed - EWS/LIG	39	8	54	NA	0	0	0	0
8	Habitations covered (Partially covered & Slipped back) - NRDWP	83	242	98	198	159	15	0	237
9	Coverage of water quality affected habitations - NRDWP	58	172	100	0	100	NA	0	126
10	SC Families Assisted	109	15	89	0	NA	NA	NA	5
11	ICDS Blocks Operational (Cum.)	98	100	100	100	100	100	100	98
12	Anganwadis Functional (Cum.)	96	93	87	92	100	100	100	96
13	Urban Poor Families Assisted under Seven Point Charter	119	16	97	NA	122	0	0	1
14	Area Covered under Plantation (Public and Forest Lands)	73	0	74	226	281	136	0	105
15	Seedlings Planted (Public and Forest Lands)	93	0	122	255	381	10	0	76
16	Road Constructed- PMGSY	129	69	269	606	52	204	21	224
17	Villages Electrified - RGGVY	97	118	NA	30	5	47	150	42
18	Pumps sets energized	134	1,036	NA	NA	NA	NA	NA	288
19	Supply of Electricity	94	85	85	90	75	88	88	100

NA - Not Applicable

Table - B(Contd.)

STATE-WISE PERFORMANCE DURING APRIL-JULY, 2011 (PERCENT ACHIEVEMENT)

Sl. No.	Description	ALL INDIA	PUDU	PUN	RAJ	SIK	TN	TRI	UTTA.
1	Individual Swarozgaries Assisted - SGSY	261	19	305	347	263	199	0	176
2	SHGs provided income generating activities	96	164	52	19	58	144	141	105
3	Food security-Targeted Public Distribution system (APL+BPL+AAY)	91	76	88	93	109	101	92	96
4	Food security-Targeted Public Distribution system (only AAY)	100	93	71	102	118	101	103	90
5	Food Security - Targeted Public Distribution System (Only BPL)	107	94	94	102	113	101	114	109
6	Houses constructed - IAY	108	3	129	181	58	41	48	69
7	Houses constructed - EWS/LIG	39	0	0	5	NA	12	51	0
8	Habitations covered (Partially covered & Slipped back) - NRDWP	83	NA	61	117	42	2	NA	103
9	Coverage of water quality affected habitations - NRDWP	58	NA	0	130	NA	0	80	NA
10	SC Families Assisted	109	19	64	88	103	100	1	74
11	ICDS Blocks Operational (Cum.)	98	100	100	100	100	100	100	100
12	Anganwadis Functional (Cum.)	96	100	100	98	100	100	100	67
13	Urban Poor Families Assisted under Seven Point Charter	119	563	12	7	NA	49	199	0
14	Area Covered under Plantation (Public and Forest Lands)	73	46	75	190	328	15	282	168
15	Seedlings Planted (Public and Forest Lands)	93	46	104	169	342	6	256	290
16	Road Constructed- PMGSY	129	NA	38	54	64	187	22	193
17	Villages Electrified - RGGVY	97	NA	NA	64	NA	NA	229	NA
18	Pumps sets energized	134	100	47	36	NA	119	NA	241
19	Supply of Electricity	94	99	98	99	99	94	94	97

NA - Not Applicable

Table - B(Contd.)

STATE-WISE PERFORMANCE DURING APRIL-JULY, 2011 (PERCENT ACHIEVEMENT)

Sl. No.	Description	ALL INDIA	UP	WB	A&N	CHND.	D&N	D&D	LAKSH
1	Individual Swarozgaries Assisted - SGSY	261	427	1,018	9,600	NA	0	0	1,100
2	SHGs provided income generating activities	96	84	287	450	NA	0	0	0
3	Food security-Targeted Public Distribution system (APL+BPL+AAY)	91	91	83	45	80	94	100	0
4	Food security-Targeted Public Distribution system (only AAY)	100	100	76	28	19	100	77	0
5	Food Security - Targeted Public Distribution System (Only BPL)	107	113	92	87	86	109	284	0
6	Houses constructed - IAY	108	66	202	75	NA	331	107	76
7	Houses constructed - EWS/LIG	39	0	33	NA	0	NA	NA	NA
8	Habitations covered (Partially covered & Slipped back) - NRDWP	83	0	57	NA	NA	NA	NA	NA
9	Coverage of water quality affected habitations - NRDWP	58	17	3	NA	NA	NA	NA	NA
10	SC Families Assisted	109	56	11	NA	116	NA	NA	NA
11	ICDS Blocks Operational (Cum.)	98	100	81	100	100	100	100	100
12	Anganwadis Functional (Cum.)	96	98	98	99	92	82	93	100
13	Urban Poor Families Assisted under Seven Point Charter	119	2	13	NA	0	NA	NA	NA
14	Area Covered under Plantation (Public and Forest Lands)	73	158	0	60	195	220	0	117
15	Seedlings Planted (Public and Forest Lands)	93	190	0	55	137	479	3	150
16	Road Constructed- PMGSY	129	36	95	NA	NA	NA	NA	NA
17	Villages Electrified - RGGVY	97	NA	NA	NA	NA	NA	NA	NA
18	Pumps sets energized	134	73	0	NA	NA	NA	0	NA
19	Supply of Electricity	94	92	100	75	100	100	90	100

NA - Not Applicable

Table - C

Items in which the States/UTs performance is Very Good (90% and above),
Good (80% to 90%) and Poor (below 80%) during the period
April to July, 2011

1. ANDHRA PRADESH

Very Good

SHGs provided income generating activities, Food Security:Antodaya Anna Yojana(AAY), Food Security:Targeted Public Distribution System (Only BPL), Houses constructed - IAY, SC Families Assisted, ICDS Blocks Operational (Cum.), Anganwadis Functional (Cum.), Urban Poor Families Assisted under Seven Point Charter, Pumps sets energized, Electricity supplied

Good

Food Security:Targeted Public Distribution System(TPDS)

Poor

Individual Swarozgaries Assisted - SGSY, Houses constructed - EWS/LIG, Habitations covered (Partially covered & Slipped back) - NRDWP, Coverage of water quality affected habitations - NRDWP, Area Covered under Plantation (Public and Forest Lands), Seedlings Planted (Public and Forest Lands), Road Constructed- PMGSY

2. ARUNACHAL PRADESH

Very Good

Individual Swarozgaries Assisted - SGSY, Food Security:Targeted Public Distribution System(TPDS), Food Security:Antodaya Anna Yojana(AAY), Food Security:Targeted Public Distribution System (Only BPL), ICDS Blocks Operational (Cum.), Anganwadis Functional (Cum.), Area Covered under Plantation (Public and Forest Lands), Seedlings Planted (Public and Forest Lands), Road Constructed- PMGSY, Electricity supplied

Good

Villages Electrified - RGGVY

Poor

SHGs provided income generating activities, Houses constructed - IAY, Houses constructed - EWS/LIG, Habitations covered (Partially covered & Slipped back) - NRDWP, Urban Poor Families Assisted under Seven Point Charter

3. ASSAM

Very Good

Individual Swarozgaries Assisted - SGSY, SHGs provided income generating activities, Food Security:Antodaya Anna Yojana(AAY), Food Security:Targeted Public Distribution System (Only BPL), Houses constructed - IAY, ICDS Blocks Operational (Cum.), Anganwadis Functional (Cum.), Road Constructed- PMGSY, Villages Electrified - RGGVY, Electricity supplied

Good

Food Security:Targeted Public Distribution System(TPDS)

Poor

Houses constructed - EWS/LIG, Habitations covered (Partially covered & Slipped back) - NRDWP, Coverage of water quality affected habitations - NRDWP, SC Families Assisted, Urban Poor Families Assisted under Seven Point Charter, Area Covered under Plantation (Public and Forest Lands), Seedlings Planted (Public and Forest Lands)

4. BIHAR

Very Good

Food Security:Antodaya Anna Yojana(AAY), Food Security:Targeted Public Distribution System (Only BPL), SC Families Assisted, ICDS Blocks Operational (Cum.), Anganwadis Functional (Cum.), Villages Electrified - RGGVY

Good

Food Security:Targeted Public Distribution System(TPDS), Electricity supplied

Poor

Individual Swarozgaries Assisted - SGSY, SHGs provided income generating activities, Houses constructed - IAY, Houses constructed - EWS/LIG, Habitations covered (Partially covered & Slipped back) - NRDWP, Coverage of water quality affected habitations - NRDWP, Urban Poor Families Assisted under Seven Point Charter, Area Covered under Plantation (Public and Forest Lands), Seedlings Planted (Public and Forest Lands), Road Constructed- PMGSY, Pumps sets energized

5. CHHATISGARH

Very Good

Individual Swarozgaries Assisted - SGSY, Food Security:Targeted Public Distribution System(TPDS), Food Security:Antodaya Anna Yojana(AAY), Food Security:Targeted Public Distribution System (Only BPL), Houses constructed - IAY, Habitations covered (Partially covered & Slipped back) - NRDWP, Road Constructed- PMGSY, Electricity supplied

Good

ICDS Blocks Operational (Cum.)

Poor

SHGs provided income generating activities, Houses constructed - EWS/LIG, Coverage of water quality affected habitations - NRDWP, SC Families Assisted, Anganwadis Functional (Cum.), Urban Poor Families Assisted under Seven Point Charter, Area Covered under Plantation (Public and Forest Lands), Seedlings Planted (Public and Forest Lands), Villages Electrified - RGGVY, Pumps sets energized

6. DELHI

Very Good

Food Security:Targeted Public Distribution System(TPDS), Food Security:Targeted Public Distribution System (Only BPL), ICDS Blocks Operational (Cum.), Anganwadis Functional (Cum.), Area Covered under Plantation (Public and Forest Lands), Seedlings Planted (Public and Forest Lands), Electricity supplied

Poor

Food Security:Antodaya Anna Yojana(AAY), Houses constructed - EWS/LIG, SC Families Assisted, Urban Poor Families Assisted under Seven Point Charter

7. GOA

Very Good

Food Security:Targeted Public Distribution System(TPDS), Food Security:Antodaya Anna Yojana(AAY), Food Security:Targeted Public Distribution System (Only BPL), Houses constructed - IAY, ICDS Blocks Operational (Cum.), Anganwadis Functional (Cum.), Seedlings Planted (Public and Forest Lands), Pumps sets energized, Electricity supplied

Poor

Individual Swarozgaries Assisted - SGSY, SHGs provided income generating activities, SC Families Assisted, Area Covered under Plantation (Public and Forest Lands)

8. GUJARAT

Very Good

Individual Swarozgaries Assisted - SGSY, SHGs provided income generating activities, Food Security:Antodaya Anna Yojana(AAY), Food Security:Targeted Public Distribution System (Only BPL), Houses constructed - IAY, Habitations covered (Partially covered & Slipped back) - NRDWP, SC Families Assisted, ICDS Blocks Operational (Cum.), Anganwadis Functional (Cum.), Urban Poor Families Assisted under Seven Point Charter, Area Covered under Plantation (Public and Forest Lands), Seedlings Planted (Public and Forest Lands), Road Constructed- PMGSY, Electricity supplied

Poor

Food Security:Targeted Public Distribution System(TPDS), Houses constructed - EWS/LIG, Coverage of water quality affected habitations - NRDWP, Pumps sets energized

9. HARYANA

Very Good

Individual Swarozgaries Assisted - SGSY, Food Security:Antodaya Anna Yojana(AAY), Food Security:Targeted Public Distribution System (Only BPL), Houses constructed - IAY, Houses constructed - EWS/LIG, ICDS Blocks Operational (Cum.), Anganwadis Functional (Cum.), Area Covered under Plantation (Public and Forest Lands), Seedlings Planted (Public and Forest Lands), Pumps sets energized, Electricity supplied

Good

SHGs provided income generating activities, Food Security:Targeted Public Distribution System(TPDS)

Poor

Habitations covered (Partially covered & Slipped back) - NRDWP, Coverage of water quality affected habitations - NRDWP, SC Families Assisted, Urban Poor Families Assisted under Seven Point Charter, Road Constructed- PMGSY

10. HIMACHAL PRADESH

Very Good

Individual Swarozgaries Assisted - SGSY, Food Security:Targeted Public Distribution System(TPDS), Food Security:Antodaya Anna Yojana(AAY), Food Security:Targeted Public Distribution System (Only BPL), Habitations covered (Partially covered & Slipped back) - NRDWP, ICDS Blocks Operational (Cum.), Anganwadis Functional (Cum.), Road Constructed- PMGSY, Pumps sets energized, Electricity supplied

Poor

SHGs provided income generating activities, Houses constructed - IAY, SC Families Assisted, Area Covered under Plantation (Public and Forest Lands), Seedlings Planted (Public and Forest Lands), Villages Electrified - RGGVY

11. JAMMU AND KASHMIR

Very Good

Individual Swarozgaries Assisted - SGSY, Food Security:Targeted Public Distribution System(TPDS), Food Security:Antodaya Anna Yojana(AAY), Food Security:Targeted Public Distribution System (Only BPL), Houses constructed - IAY, SC Families Assisted, ICDS Blocks Operational (Cum.), Anganwadis Functional (Cum.)

Good

Road Constructed- PMGSY, Electricity supplied

Poor

SHGs provided income generating activities, Habitations covered (Partially covered & Slipped back) - NRDWP, Coverage of water quality affected habitations - NRDWP, Area Covered under Plantation (Public and Forest Lands), Seedlings Planted (Public and Forest Lands), Villages Electrified - RGGVY

12. JHARKHAND

Very Good

Individual Swarozgaries Assisted - SGSY, SHGs provided income generating activities, Food Security:Antodaya Anna Yojana(AAY), Food Security:Targeted Public Distribution System (Only BPL), Houses constructed - IAY, SC Families Assisted, ICDS Blocks Operational (Cum.), Anganwadis Functional (Cum.), Urban Poor Families Assisted under Seven Point Charter, Area Covered under Plantation (Public and Forest Lands), Seedlings Planted (Public and Forest Lands), Road Constructed- PMGSY, Electricity supplied

Good

Food Security:Targeted Public Distribution System(TPDS)

Poor

Houses constructed - EWS/LIG, Habitations covered (Partially covered & Slipped back) - NRDWP, Coverage of water quality affected habitations - NRDWP, Villages Electrified - RGGVY, Pumps sets energized

13. KARNATAKA

Very Good

Food Security:Targeted Public Distribution System(TPDS), Food Security:Antodaya Anna Yojana(AAY), Food Security:Targeted Public Distribution System (Only BPL), ICDS Blocks Operational (Cum.), Anganwadis Functional (Cum.), Area Covered under Plantation (Public and Forest Lands), Seedlings Planted (Public and Forest Lands), Road Constructed- PMGSY, Pumps sets energized, Electricity supplied

Poor

Individual Swarozgaries Assisted - SGSY, SHGs provided income generating activities, Houses constructed - IAY, Houses constructed - EWS/LIG, Habitations covered (Partially covered & Slipped back) - NRDWP, Coverage of water quality affected habitations - NRDWP, SC Families Assisted, Urban Poor Families Assisted under Seven Point Charter

14. KERALA

Very Good

Individual Swarozgaries Assisted - SGSY, Food Security:Targeted Public Distribution System(TPDS), Food Security:Antodaya Anna Yojana(AAY), Food Security:Targeted Public Distribution System (Only BPL), Houses constructed - IAY, ICDS Blocks Operational (Cum.), Anganwadis Functional (Cum.), Area Covered under Plantation (Public and Forest Lands), Seedlings Planted (Public and Forest Lands), Road Constructed- PMGSY, Electricity supplied

Good

Coverage of water quality affected habitations - NRDWP, Pumps sets energized

Poor

SHGs provided income generating activities, Houses constructed - EWS/LIG, Habitations covered (Partially covered & Slipped back) - NRDWP, SC Families Assisted, Urban Poor Families Assisted under Seven Point Charter

15. MADHYA PRADESH

Very Good

Individual Swarozgaries Assisted - SGSY, SHGs provided income generating activities, Food Security:Targeted Public Distribution System(TPDS), Food Security:Antodaya Anna Yojana(AAY), Food Security:Targeted Public Distribution System (Only BPL), Houses constructed - IAY, Habitations covered (Partially covered & Slipped back) - NRDWP, Coverage of water quality affected habitations - NRDWP, ICDS Blocks Operational (Cum.), Anganwadis Functional (Cum.), Villages Electrified - RGGVY, Pumps sets energized

Good

Electricity supplied

Poor

Houses constructed - EWS/LIG, SC Families Assisted, Urban Poor Families Assisted under Seven Point Charter, Area Covered under Plantation (Public and Forest Lands), Seedlings Planted (Public and Forest Lands), Road Constructed- PMGSY

16. MAHARASHTRA

Very Good

Individual Swarozgaries Assisted - SGSY, Food Security:Antodaya Anna Yojana(AAY), Food Security:Targeted Public Distribution System (Only BPL), Habitations covered (Partially covered & Slipped back) - NRDWP, Coverage of water quality affected habitations - NRDWP, ICDS Blocks Operational (Cum.), Urban Poor Families Assisted under Seven Point Charter, Seedlings Planted (Public and Forest Lands), Road Constructed- PMGSY

Good

Food Security:Targeted Public Distribution System(TPDS), SC Families Assisted, Anganwadis Functional (Cum.), Electricity supplied

Poor

SHGs provided income generating activities, Houses constructed - IAY, Houses constructed - EWS/LIG, Area Covered under Plantation (Public and Forest Lands)

17. MANIPUR

Very Good

Food Security:Targeted Public Distribution System(TPDS), Food Security:Antodaya Anna Yojana(AAY), Food Security:Targeted Public Distribution System (Only BPL), Habitations covered (Partially covered & Slipped back) - NRDWP, ICDS Blocks Operational (Cum.), Anganwadis Functional (Cum.), Area Covered under Plantation (Public and Forest Lands), Seedlings Planted (Public and Forest Lands), Road Constructed- PMGSY, Electricity supplied

Poor

Individual Swarozgaries Assisted - SGSY, SHGs provided income generating activities, Houses constructed - IAY, Coverage of water quality affected habitations - NRDWP, SC Families Assisted, Villages Electrified - RGGVY

18. MEGHALAYA

Very Good

Food Security:Targeted Public Distribution System(TPDS), Food Security:Antodaya Anna Yojana(AAY), Food Security:Targeted Public Distribution System (Only BPL), Houses constructed - IAY, Habitations covered (Partially covered & Slipped back) - NRDWP, Coverage of water quality affected habitations - NRDWP, ICDS Blocks Operational (Cum.), Anganwadis Functional (Cum.), Urban Poor Families Assisted under Seven Point Charter, Area Covered under Plantation (Public and Forest Lands), Seedlings Planted (Public and Forest Lands)

Good

SHGs provided income generating activities

Poor

Individual Swarozgaries Assisted - SGSY, Houses constructed - EWS/LIG, Road Constructed- PMGSY, Villages Electrified - RGGVY, Electricity supplied

19. MIZORAM

Very Good

Individual Swarozgaries Assisted - SGSY, SHGs provided income generating activities, Food Security:Targeted Public Distribution System(TPDS), Food Security:Antodaya Anna Yojana(AAY), Food Security:Targeted Public Distribution System (Only BPL), Houses constructed - IAY, ICDS Blocks Operational (Cum.), Anganwadis Functional (Cum.), Area Covered under Plantation (Public and Forest Lands), Road Constructed- PMGSY

Good

Electricity supplied

Poor

Houses constructed - EWS/LIG, Habitations covered (Partially covered & Slipped back) - NRDWP, Urban Poor Families Assisted under Seven Point Charter, Seedlings Planted (Public and Forest Lands), Villages Electrified - RGGVY

20. NAGALAND

Very Good

Food Security:Targeted Public Distribution System(TPDS), Food Security:Antodaya Anna Yojana(AAY), Food Security:Targeted Public Distribution System (Only BPL), Houses constructed - IAY, ICDS Blocks Operational (Cum.), Anganwadis Functional (Cum.), Villages Electrified - RGGVY

Good

Electricity supplied

Poor

Individual Swarozgaries Assisted - SGSY, SHGs provided income generating activities, Houses constructed - EWS/LIG, Habitations covered (Partially covered & Slipped back) - NRDWP, Coverage of water quality affected habitations - NRDWP, Urban Poor Families Assisted under Seven Point Charter, Area Covered under Plantation (Public and Forest Lands), Seedlings Planted (Public and Forest Lands), Road Constructed- PMGSY

21. ORISSA

Very Good

Food Security:Targeted Public Distribution System(TPDS), Food Security:Antodaya Anna Yojana(AAY), Food Security:Targeted Public Distribution System (Only BPL), Habitations covered (Partially covered & Slipped back) - NRDWP, Coverage of water quality affected habitations - NRDWP, ICDS Blocks Operational (Cum.), Anganwadis Functional (Cum.), Area Covered under Plantation (Public and Forest Lands), Road Constructed- PMGSY, Pumps sets energized, Electricity supplied

Poor

Individual Swarozgaries Assisted - SGSY, SHGs provided income generating activities, Houses constructed - IAY, Houses constructed - EWS/LIG, SC Families Assisted, Urban Poor Families Assisted under Seven Point Charter, Seedlings Planted (Public and Forest Lands), Villages Electrified - RGGVY

22. PUDUCHERRY

Very Good

SHGs provided income generating activities, Food Security:Antodaya Anna Yojana(AAY), Food Security:Targeted Public Distribution System (Only BPL), ICDS Blocks Operational (Cum.), Anganwadis Functional (Cum.), Urban Poor Families Assisted under Seven Point Charter, Pumps sets energized, Electricity supplied

Poor

Individual Swarozgaries Assisted - SGSY, Food Security:Targeted Public Distribution System(TPDS), Houses constructed - IAY, Houses constructed - EWS/LIG, SC Families Assisted, Area Covered under Plantation (Public and Forest Lands), Seedlings Planted (Public and Forest Lands)

23. PUNJAB

Very Good

Individual Swarozgaries Assisted - SGSY, Food Security:Targeted Public Distribution System (Only BPL), Houses constructed - IAY, ICDS Blocks Operational (Cum.), Anganwadis Functional (Cum.), Seedlings Planted (Public and Forest Lands), Electricity supplied

Good

Food Security:Targeted Public Distribution System(TPDS)

Poor

SHGs provided income generating activities, Food Security:Antodaya Anna Yojana(AAY), Houses constructed - EWS/LIG, Habitations covered (Partially covered & Slipped back) - NRDWP, Coverage of water quality affected habitations - NRDWP, SC Families Assisted, Urban Poor Families Assisted under Seven Point Charter, Area Covered under Plantation (Public and Forest Lands), Road Constructed- PMGSY, Pumps sets energized

24. RAJASTHAN

Very Good

Individual Swarozgaries Assisted - SGSY, Food Security:Targeted Public Distribution System(TPDS), Food Security:Antodaya Anna Yojana(AAY), Food Security:Targeted Public Distribution System (Only BPL), Houses constructed - IAY, Habitations covered (Partially covered & Slipped back) - NRDWP, Coverage of water quality affected habitations - NRDWP, ICDS Blocks Operational (Cum.), Anganwadis Functional (Cum.), Area Covered under Plantation (Public and Forest Lands), Seedlings Planted (Public and Forest Lands), Electricity supplied

Good

SC Families Assisted

Poor

SHGs provided income generating activities, Houses constructed - EWS/LIG, Urban Poor Families Assisted under Seven Point Charter, Road Constructed- PMGSY, Villages Electrified - RGGVY, Pumps sets energized

25. SIKKIM

Very Good

Individual Swarozgaries Assisted - SGSY, Food Security:Targeted Public Distribution System(TPDS), Food Security:Antodaya Anna Yojana(AAY), Food Security:Targeted Public Distribution System (Only BPL), SC Families Assisted, ICDS Blocks Operational (Cum.), Anganwadis Functional (Cum.), Area Covered under Plantation (Public and Forest Lands), Seedlings Planted (Public and Forest Lands), Electricity supplied

Poor

SHGs provided income generating activities, Houses constructed - IAY, Habitations covered (Partially covered & Slipped back) - NRDWP, Road Constructed- PMGSY

26. TAMIL NADU

Very Good

Individual Swarozgaries Assisted - SGSY, SHGs provided income generating activities, Food Security:Targeted Public Distribution System(TPDS), Food Security:Antodaya Anna Yojana(AAY), Food Security:Targeted Public Distribution System (Only BPL), SC Families Assisted, ICDS Blocks Operational (Cum.), Anganwadis Functional (Cum.), Road Constructed- PMGSY, Pumps sets energized, Electricity supplied

Poor

Houses constructed - IAY, Houses constructed - EWS/LIG, Habitations covered (Partially covered & Slipped back) - NRDWP, Coverage of water quality affected habitations - NRDWP, Urban Poor Families Assisted under Seven Point Charter, Area Covered under Plantation (Public and Forest Lands), Seedlings Planted (Public and Forest Lands)

27. TRIPURA

Very Good

SHGs provided income generating activities, Food Security:Targeted Public Distribution System(TPDS), Food Security:Antodaya Anna Yojana(AAY), Food Security:Targeted Public Distribution System (Only BPL), ICDS Blocks Operational (Cum.), Anganwadis Functional (Cum.), Urban Poor Families Assisted under Seven Point Charter, Area Covered under Plantation (Public and Forest Lands), Seedlings Planted (Public and Forest Lands), Villages Electrified - RGGVY, Electricity supplied

Good

Coverage of water quality affected habitations - NRDWP

Poor

Individual Swarozgaries Assisted - SGSY, Houses constructed - IAY, Houses constructed - EWS/LIG, SC Families Assisted, Road Constructed- PMGSY

28. UTTARAKHAND

Very Good

Individual Swarozgaries Assisted - SGSY, SHGs provided income generating activities, Food Security:Targeted Public Distribution System(TPDS), Food Security:Antodaya Anna Yojana(AAY), Food Security:Targeted Public Distribution System (Only BPL), Habitations covered (Partially covered & Slipped back) - NRDWP, ICDS Blocks Operational (Cum.), Area Covered under Plantation (Public and Forest Lands), Seedlings Planted (Public and Forest Lands), Road Constructed- PMGSY, Pumps sets energized, Electricity supplied

Poor

Houses constructed - IAY, Houses constructed - EWS/LIG, SC Families Assisted, Anganwadis Functional (Cum.), Urban Poor Families Assisted under Seven Point Charter

29. UTTAR PRADESH

Very Good

Individual Swarozgaries Assisted - SGSY, Food Security:Targeted Public Distribution System(TPDS), Food Security:Antodaya Anna Yojana(AAY), Food Security:Targeted Public Distribution System (Only BPL), ICDS Blocks Operational (Cum.), Anganwadis Functional (Cum.), Area Covered under Plantation (Public and Forest Lands), Seedlings Planted (Public and Forest Lands), Electricity supplied

Good

SHGs provided income generating activities

Poor

Houses constructed - IAY, Houses constructed - EWS/LIG, Habitations covered (Partially covered & Slipped back) - NRDWP, Coverage of water quality affected habitations - NRDWP, SC Families Assisted, Urban Poor Families Assisted under Seven Point Charter, Road Constructed- PMGSY, Pumps sets energized

30. WEST BENGAL

Very Good

Individual Swarozgaries Assisted - SGSY, SHGs provided income generating activities, Food Security:Targeted Public Distribution System (Only BPL), Houses constructed - IAY, Anganwadis Functional (Cum.), Road Constructed- PMGSY, Electricity supplied

Good

Food Security:Targeted Public Distribution System(TPDS), ICDS Blocks Operational (Cum.)

Poor

Food Security:Antodaya Anna Yojana(AAY), Houses constructed - EWS/LIG, Habitations covered (Partially covered & Slipped back) - NRDWP, Coverage of water quality affected habitations - NRDWP, SC Families Assisted, Urban Poor Families Assisted under Seven Point Charter, Area Covered under Plantation (Public and Forest Lands), Seedlings Planted (Public and Forest Lands), Pumps sets energized

31. ANDAMAN AND NICOBAR ISLANDS

Very Good

Individual Swarozgaries Assisted - SGSY, SHGs provided income generating activities, ICDS Blocks Operational (Cum.), Anganwadis Functional (Cum.)

Good

Food Security:Targeted Public Distribution System (Only BPL)

Poor

Food Security:Targeted Public Distribution System(TPDS), Food Security:Antodaya Anna Yojana(AAY), Houses constructed - IAY, Area Covered under Plantation (Public and Forest Lands), Seedlings Planted (Public and Forest Lands), Electricity supplied

32. CHANDIGARH

Very Good

SC Families Assisted, ICDS Blocks Operational (Cum.), Anganwadis Functional (Cum.), Area Covered under Plantation (Public and Forest Lands), Seedlings Planted (Public and Forest Lands), Electricity supplied

Good

Food Security:Targeted Public Distribution System(TPDS), Food Security:Targeted Public Distribution System (Only BPL)

Poor

Food Security:Antodaya Anna Yojana(AAY), Houses constructed - EWS/LIG, Urban Poor Families Assisted under Seven Point Charter

33. DADRA AND NAGAR HAVELI

Very Good

Food Security:Targeted Public Distribution System(TPDS), Food Security:Antodaya Anna Yojana(AAY), Food Security:Targeted Public Distribution System (Only BPL), Houses constructed - IAY, ICDS Blocks Operational (Cum.), Area Covered under Plantation (Public and Forest Lands), Seedlings Planted (Public and Forest Lands), Electricity supplied

Good

Anganwadis Functional (Cum.)

Poor

Individual Swarozgaries Assisted - SGSY, SHGs provided income generating activities

34. DAMAN AND DIU

Very Good

Food Security:Targeted Public Distribution System(TPDS), Food Security:Targeted Public Distribution System (Only BPL), Houses constructed - IAY, ICDS Blocks Operational (Cum.), Anganwadis Functional (Cum.), Electricity supplied

Poor

Individual Swarozgaries Assisted - SGSY, SHGs provided income generating activities, Food Security:Antodaya Anna Yojana(AAY), Area Covered under Plantation (Public and Forest Lands), Seedlings Planted (Public and Forest Lands), Pumps sets energized

35. LAKSHADWEEP

Very Good

Individual Swarozgaries Assisted - SGSY, ICDS Blocks Operational (Cum.), Anganwadis Functional (Cum.), Area Covered under Plantation (Public and Forest Lands), Seedlings Planted (Public and Forest Lands), Electricity supplied

Poor

SHGs provided income generating activities, Food Security:Targeted Public Distribution System(TPDS), Food Security:Antodaya Anna Yojana(AAY), Food Security:Targeted Public Distribution System (Only BPL), Houses constructed - IAY

PART - II

TWENTY POINT PROGRAMME - 2006

ITEM-WISE PERFORMANCE TABLES

Table - 1

Employment generation under the MGNREG Scheme

Sl. No. State/UT No. Name		No. of job cards issued (Number) April,2011- July,2011	Employment generated (Number) April,2011- July,2011	Wages given (Rupees) April,2011- July,2011
(1)	(2)	(3)	(4)	(5)
1	ANDHRA PRADESH	1,06,688	13,87,09,234	13,97,04,32,000
2	ARUNACHAL PRADESH	105 *	0	0
3	ASSAM	70161 *	76,94,000	1,00,02,24,000
4	BIHAR	94,022	2,44,000	2,12,24,000
5	CHHATISGARH	89,799	2,04,00,000	2,63,97,00,000
6	DELHI	0	0	0
7	GOA	3,115	1,03,273	1,60,97,000
8	GUJARAT	45,218	98,16,000	1,03,73,32,000
9	HARYANA	25,404	22,88,000	43,33,55,000
10	HIMACHAL PRADESH	28962 *	50,15,000	69,81,72,000
11	JAMMU AND KASHMIR	61,651	52,02,000	74,11,48,000
12	JHARKHAND	45,859	2,24,03,898	2,78,61,84,828
13	KARNATAKA	0	41,55,000	1,39,40,22,000
14	KERALA	# 5,10,740	34,20,799	76,15,44,000
15	MADHYA PRADESH	72,594	4,11,95,000	9,07,05,88,000
16	MAHARASHTRA	1,30,042 *	53,75,775	1,10,47,78,000
17	MANIPUR	24465 *	17,27,000	27,27,19,000
18	MEGHALAYA	36793 *	11,84,000	18,45,25,000
19	MIZORAM	8628 *	44,45,541	57,34,75,000
20	NAGALAND	30,000	2,43,000	2,86,59,000
21	ORISSA	32,119	1,45,69,000	1,81,85,44,000
22	PUDUCHERRY	0	2,99,398	85,19,000
23	PUNJAB	30201 *	22,43,000	34,93,42,000
24	RAJASTHAN	# 91130	11,24,60,000	9,54,39,28,000
25	SIKKIM	981	10,43,862	10,34,41,660
26	TAMIL NADU	1,09,963	9,28,94,800	8,29,05,39,400
27	TRIPURA	2569 *	79,02,381	93,17,42,000
28	UTTARAKHAND	10,876	52,09,930	62,51,80,600
29	UTTAR PRADESH	5,12,216	9,18,28,000	10,14,45,70,200
30	WEST BENGAL	94,741	2,54,81,000	3,60,63,31,000
31	ANDAMAN AND NICOBAR ISLANDS	893	1,50,306	2,68,25,000
32	CHANDIGARH	0	0	0
33	DADRA AND NAGAR HAVELI	0	3,778	0
34	DAMAN AND DIU	0	0	0
35	LAKSHADWEEP	499	77,086	1,12,48,000
Grand Total		22,70,434	62,77,84,061	72,19,43,89,688

**Note:- Some of States are reporting cumulative performance since inception but now it has been reconciled with the performance figures supplied by the M/o Rural Development to set performance targets during April- July, 2011.*

#' Previous figure repeated due to wide variation reported by the state

Swaranjayanti Gram Swarojgar Yojana (SGSY)

Individual Swarozgaries Assisted

% Achievement of Target

During April-July, 2011

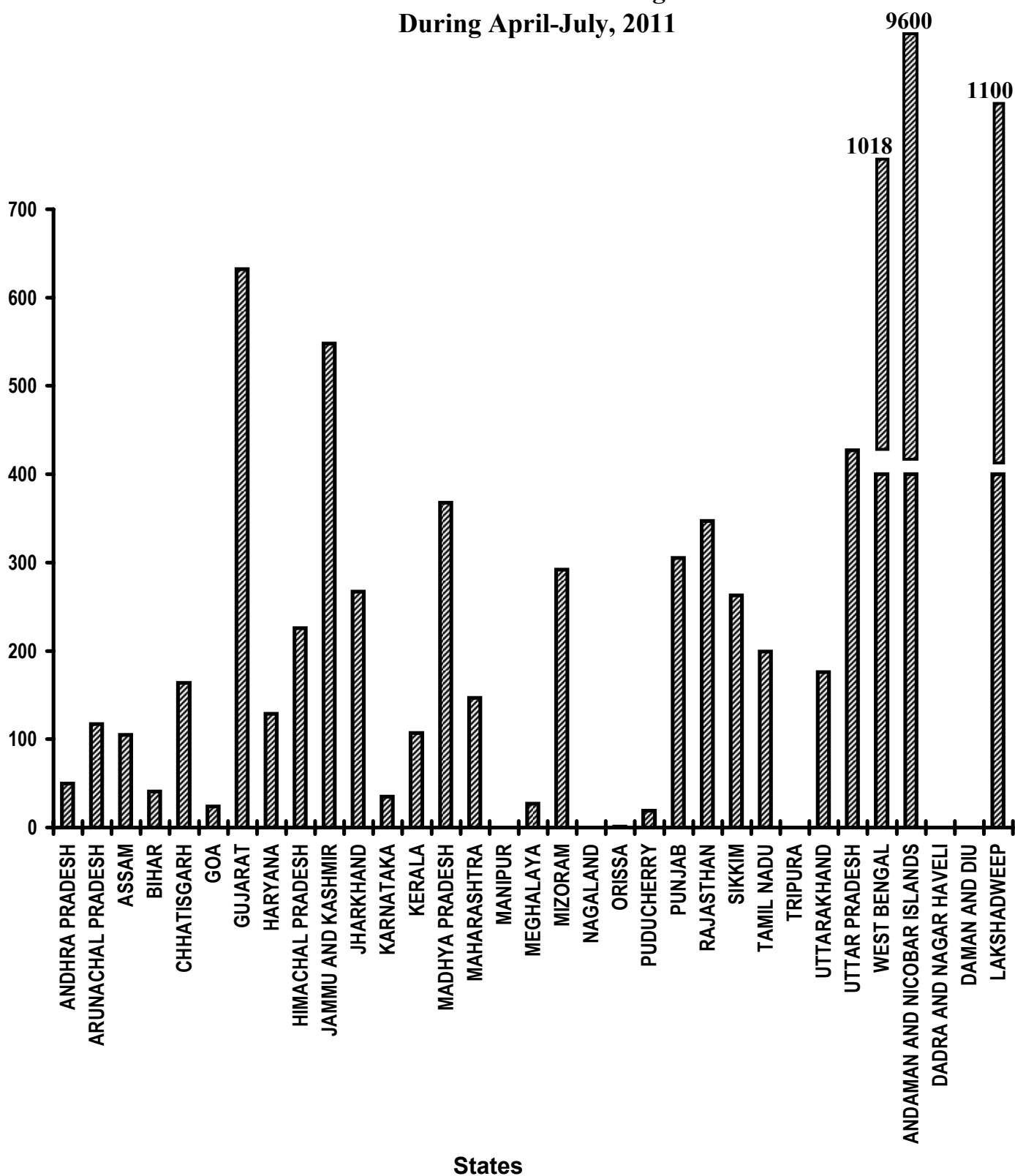


Table - 2 (A)

Swaranjayanti Gram Swarojgar Yojana
Individual Swarozgaries Assisted
(Unit: Number)

Sl. No.	State/UT Name	Target		Achievement April,2011-July,2011	Percent Achievement April,2011-July,2011
		2011-2012	April,2011-July,2011		
(1)	(2)	(3)	(4)	(5)	(5)/(4)
1	ANDHRA PRADESH	5,496	1,191	598	50
2	ARUNACHAL PRADESH	271	59	69 *	117
3	ASSAM	7,038	1,525	1,598	105
4	BIHAR	13,075	2,832	1,156	41
5	CHHATISGARH	2,905	628	1032 *	164
6	GOA	82	17	4	24
7	GUJARAT	2,069	446	2,819	632
8	HARYANA	1,217	264	340	129
9	HIMACHAL PRADESH	513	112	253	226
10	JAMMU AND KASHMIR	634	138	756	548
11	JHARKHAND	4,930	1,068	2,855	267
12	KARNATAKA	4,151	899	314	35
13	KERALA	1,862	403	432	107
14	MADHYA PRADESH	6,222	1,348	4,965	368
15	MAHARASHTRA	8,205	1,777	2,612	147
16	MANIPUR	472	102	0	0
17	MEGHALAYA	529	113	31 *	27
18	MIZORAM	122	26	76	292
19	NAGALAND	363	78	0*	0
20	ORISSA	6,287	1,362	8	1
21	PUDUCHERRY	99	21	4	19
22	PUNJAB	592	128	390	305
23	RAJASTHAN	3,152	683	2,369	347
24	SIKKIM	136	30	79	263
25	TAMIL NADU	4,860	1,053	2,096	199
26	TRIPURA	852	184	0	0
27	UTTARAKHAND	991	215	378	176
28	UTTAR PRADESH	18,824	4,078	17,396	427
29	WEST BENGAL	6,987	1,514	15,412	1,018
30	ANDAMAN AND NICOBAR ISLANDS	9	1	96	9,600
31	DADRA AND NAGAR HAVELI	9	2	0	0
32	DAMAN AND DIU	9	1	0	0
33	LAKSHADWEEP	9	2	22	1,100
Grand Total		1,02,972	22,300	58,160	261

Very Good:(90% or above of targets)

ARUNACHAL PRADESH, ASSAM, CHHATISGARH, GUJARAT, HARYANA, HIMACHAL PRADESH, JAMMU AND KASHMIR, JHARKHAND, KERALA, MADHYA PRADESH, MAHARASHTRA, MIZORAM, PUNJAB, RAJASTHAN, SIKKIM, TAMIL NADU, UTTARAKHAND, UTTAR PRADESH, WEST BENGAL, ANDAMAN AND NICOBAR ISLANDS, LAKSHADWEEP

Poor:(Below 80% of targets)

ANDHRA PRADESH, BIHAR, GOA, KARNATAKA, MANIPUR, MEGHALAYA, NAGALAND, ORISSA, PUDUCHERRY, TRIPURA, DADRA AND NAGAR HAVELI, DAMAN AND DIU

* Figures furnished by M/o Rural Development

Table - 2 (B)

Swaranjayanti Gram Swarojgar Yojana

Sl. No.	State/UT Name	Individual SC Swarozgaries Assisted (Number) April,2011-July,2011	Individual ST Swarozgaries Assisted (Number) April,2011-July,2011	Individual Women Swarozgaries Assisted (Number) April,2011-July,2011	Individual Disabled Swarozgaries Assisted (Number) April,2011-July,2011
(1)	(2)	(3)	(4)	(5)	(6)
1	ANDHRA PRADESH	268	87	430	37
2	ARUNACHAL PRADESH	0	0	0	0
3	ASSAM	167	265	503	119
4	BIHAR	556	1	195	16
5	CHHATISGARH	42	444	52	0
6	GOA	1	0	3	0
7	GUJARAT	1,317	0	768	17
8	HARYANA	142	0	157	11
9	HIMACHAL PRADESH	114	17	51	6
10	JAMMU AND KASHMIR	67	82	192	5
11	JHARKHAND	487	1,457	525	4
12	KARNATAKA	80	33	295	6
13	KERALA	333	33	231	39
14	MADHYA PRADESH	3,018	3,906	6,183	271
15	MAHARASHTRA	719	638	631	131
16	MANIPUR	0	0	0	0
17	MEGHALAYA	0	3,135	562	20
18	MIZORAM	0	42	22	4
19	NAGALAND	0	750	527	40
20	ORISSA	0	8	1	0
21	PUDUCHERRY	0	0	0	0
22	PUNJAB	270	0	72	11
23	RAJASTHAN	433	1,317	683	36
24	SIKKIM	20	205	287	0
25	TAMIL NADU	938	77	1,383	984
26	TRIPURA	0	0	0	0
27	UTTARAKHAND	340	18	72	1
28	UTTAR PRADESH	8,997	21	5,069	190
29	WEST BENGAL	5,757	1,094	14,436	16
30	ANDAMAN AND NICOBAR ISLANDS	0	4	16	0
31	DADRA AND NAGAR HAVELI	0	0	8	0
32	DAMAN AND DIU	0	0	0	0
33	LAKSHADWEEP	10	0	0	0
Grand Total		24,076	13,634	33,354	1,964

Table - 3(A)

Self Help Groups (SHG)
(Unit: Number)

Sl. State/UT No. Name		Formed under SGSY (Number) April,2011- July,2011
(1)	(2)	(3)
1	ANDHRA PRADESH	15245 *
2	ARUNACHAL PRADESH	0
3	ASSAM	8,727
4	BIHAR	5,489
5	CHHATISGARH	204
6	DELHI	0
7	GOA	7
8	GUJARAT	2,496
9	HARYANA	756
10	HIMACHAL PRADESH	252
11	JAMMU AND KASHMIR	384
12	JHARKHAND	8,118
13	KARNATAKA	150
14	KERALA	522
15	MADHYA PRADESH	0
16	MAHARASHTRA	2,623
17	MANIPUR	67
18	MEGHALAYA	185
19	MIZORAM	74
20	NAGALAND	439
21	ORISSA	717
22	PUDUCHERRY	35
23	PUNJAB	218
24	RAJASTHAN	319
25	SIKKIM	45
26	TAMIL NADU	5,113
27	TRIPURA	202
28	UTTARAKHAND	1,169
29	UTTAR PRADESH	13,633
30	WEST BENGAL	8,592
31	ANDAMAN AND NICOBAR ISLANDS	25
32	CHANDIGARH	0
33	DADRA AND NAGAR HAVELI	0
34	DAMAN AND DIU	0
35	LAKSHADWEEP	0
Grand Total		75,806

* Figures furnished by M/o Rural Development

Self Help Groups (SHG)

To whom income generating activities provided

% Achievement of Target
During April-July, 2011

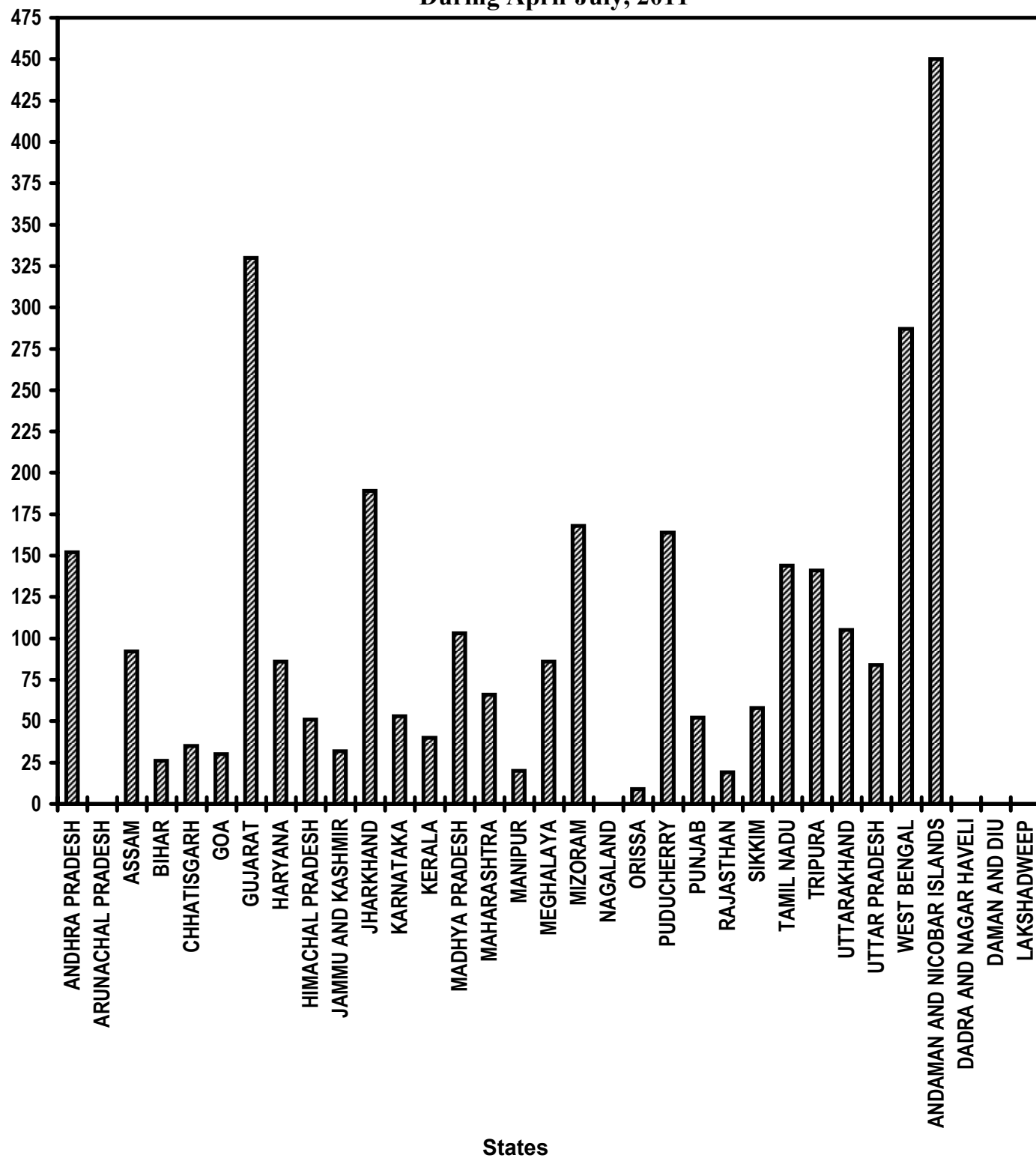


Table - 3(B)

Self Help Groups (SHG)
To whom income generating activities provided
 (Unit: Number)

Sl. No.	State/UT Name	Target		Achievement April,2011-July,2011	Percent Achievement April,2011-July,2011
		2011-2012	April,2011-July,2011		
(1)	(2)	(3)	(4)	(5)	(5)/(4)
1	ANDHRA PRADESH	10,025	2,171	3,310	152
2	ARUNACHAL PRADESH	494	106	0	0
3	ASSAM	12,838	2,780	2,554	92
4	BIHAR	23,849	5,165	1,358	26
5	CHHATISGARH	5,298	1,147	406 *	35
6	GOA	155	33	10	30
7	GUJARAT	3,773	817	2,700	330
8	HARYANA	2,221	481	414	86
9	HIMACHAL PRADESH	935	202	104	51
10	JAMMU AND KASHMIR	1,157	250	81	32
11	JHARKHAND	8,992	1,948	3,680	189
12	KARNATAKA	7,571	1,640	864	53
13	KERALA	3,397	735	292	40
14	MADHYA PRADESH	11,349	2,457	2,536	103
15	MAHARASHTRA	14,965	3,241	2,137	66
16	MANIPUR	861	186	37	20
17	MEGHALAYA	964	208	178 *	86
18	MIZORAM	223	47	79	168
19	NAGALAND	661	143	0	0
20	ORISSA	11,467	2,483	225	9
21	PUDUCHERRY	180	39	64	164
22	PUNJAB	1,079	232	120	52
23	RAJASTHAN	5,749	1,244	242	19
24	SIKKIM	248	52	30	58
25	TAMIL NADU	8,865	1,920	2,766	144
26	TRIPURA	1,554	336	475 *	141
27	UTTARAKHAND	1,808	392	410	105
28	UTTAR PRADESH	34,336	7,439	6,226	84
29	WEST BENGAL	12,743	2,760	7,916	287
30	ANDAMAN AND NICOBAR ISLANDS	16	4	18	450
31	DADRA AND NAGAR HAVELI	16	4	0	0
32	DAMAN AND DIU	16	4	0	0
33	LAKSHADWEEP	16	4	0	0
Grand Total		1,87,821	40,670	39,232	96

Very Good:(90% or above of targets)

ANDHRA PRADESH, ASSAM, GUJARAT, JHARKHAND, MADHYA PRADESH, MIZORAM, PUDUCHERRY, TAMIL NADU, TRIPURA, UTTARAKHAND, WEST BENGAL, ANDAMAN AND NICOBAR ISLANDS

Good:(Between 80% to 90% targets)

HARYANA, MEGHALAYA, UTTAR PRADESH

Poor:(Below 80% of targets)

ARUNACHAL PRADESH, BIHAR, CHHATISGARH, GOA, HIMACHAL PRADESH, JAMMU AND KASHMIR, KARNATAKA, KERALA, MAHARASHTRA, MANIPUR, NAGALAND, ORISSA, PUNJAB, RAJASTHAN, SIKKIM, DADRA AND NAGAR HAVELI, DAMAN AND DIU, LAKSHADWEEP

*Figures furnished by M/ Rural Development

Table - 4 (A)

Distribution of waste land to the landless
(Unit: Hectare)

Sl. State/UT No. Name		Total Land Distributed (Hectare) April,2011- July,2011
(1)	(2)	(3)
1	ANDHRA PRADESH	0
2	ARUNACHAL PRADESH	0
3	ASSAM	0
4	BIHAR	25
5	CHHATISGARH	0
6	DELHI	0
7	GOA	0
8	GUJARAT	0
9	HARYANA	0
10	JAMMU AND KASHMIR	0
11	JHARKHAND	264
12	KARNATAKA	0
13	KERALA	0
14	MADHYA PRADESH	0
15	MAHARASHTRA	0
16	MANIPUR	0
17	MEGHALAYA	0
18	MIZORAM	0
19	NAGALAND	0
20	ORISSA	64
21	PUDUCHERRY	0
22	PUNJAB	0
23	RAJASTHAN	0
24	SIKKIM	4
25	TAMIL NADU	0
26	TRIPURA	0
27	UTTARAKHAND	0
28	UTTAR PRADESH	1,363
29	WEST BENGAL	0
30	ANDAMAN AND NICOBAR ISLANDS	0
31	CHANDIGARH	0
32	DADRA AND NAGAR HAVELI	0
33	DAMAN AND DIU	0
34	LAKSHADWEEP	0
Grand Total		1,720

Table - 4 (B)

Distribution of waste land to the landless

Sl. No.	State/UT Name	Land Distributed to SC	Land Distributed to ST	Land Distributed to Others
		(Hectare) April,2011- July,2011	(Hectare) April,2011- July,2011	(Hectare) April,2011- July,2011
(1)	(2)	(3)	(4)	(5)
1	ANDHRA PRADESH	0	0	0
2	ARUNACHAL PRADESH	0	0	0
3	ASSAM	0	0	0
4	BIHAR	24	1	0
5	CHHATISGARH	0	0	0
6	DELHI	0	0	0
7	GOA	0	0	0
8	GUJARAT	0	0	0
9	HARYANA	0	0	0
10	JAMMU AND KASHMIR	0	0	0
11	JHARKHAND	20	18	15
12	KARNATAKA	0	0	0
13	KERALA	0	0	0
14	MADHYA PRADESH	0	0	0
15	MAHARASHTRA	0	0	0
16	MANIPUR	0	0	0
17	MEGHALAYA	0	0	0
18	MIZORAM	0	0	0
19	NAGALAND	0	0	0
20	ORISSA	16	17	30
21	PUDUCHERRY	0	0	0
22	PUNJAB	0	0	0
23	RAJASTHAN	0	0	0
24	SIKKIM	0	2	2
25	TAMIL NADU	0	0	0
26	TRIPURA	0	0	0
27	UTTARAKHAND	0	0	0
28	UTTAR PRADESH	1,227	0	136
29	WEST BENGAL	0	0	0
30	ANDAMAN AND NICOBAR ISLANDS	0	0	0
31	CHANDIGARH	0	0	0
32	DADRA AND NAGAR HAVELI	0	0	0
33	DAMAN AND DIU	0	0	0
34	LAKSHADWEEP	0	0	0
Grand Total		1,287	38	183

Table - 5(A)

Minimum Wages Enforcement (including Farm Labour)

Sl. No. State/UT Name		Agriculture and Farm Workers: Inspections made (Number) April,2011- July,2011	Agriculture and Farm Workers: Irregularities detected (Number) April,2011- July,2011	Agriculture and Farm Workers: Irregularities rectified (Number) April,2011- July,2011
(1)	(2)	(3)	(4)	(5)
1	ANDHRA PRADESH	0	0	0
2	ARUNACHAL PRADESH	0	0	0
3	ASSAM	0	0	0
4	BIHAR	13,742	2,736	2,767
5	CHHATISGARH	0	0	0
6	DELHI	0	0	0
7	GOA	442	2,786	0
8	GUJARAT	30,294	1,943	1,956
9	HARYANA	0	0	0
10	HIMACHAL PRADESH	0	0	0
11	JAMMU AND KASHMIR	0	0	0
12	JHARKHAND	5,220	522	379
13	KARNATAKA	0	0	0
14	KERALA	0	0	27
15	MADHYA PRADESH	0	0	0
16	MAHARASHTRA	0	0	0
17	MANIPUR	265	12	6
18	MEGHALAYA	0	0	0
19	MIZORAM	0	0	0
20	NAGALAND	0	0	0
21	ORISSA	0	0	0
22	PUDUCHERRY	0	0	0
23	PUNJAB	0	0	0
24	RAJASTHAN	424	0	0
25	SIKKIM	0	0	0
26	TAMIL NADU	0	0	0
27	TRIPURA	0	0	0
28	UTTARAKHAND	0	0	0
29	UTTAR PRADESH	0	0	0
30	WEST BENGAL	0	0	0
31	ANDAMAN AND NICOBAR ISLANDS	0	0	0
32	CHANDIGARH	0	0	0
33	DADRA AND NAGAR HAVELI	4	0	0
34	DAMAN AND DIU	0	0	0
35	LAKSHADWEEP	0	0	0
Grand Total		50,391	7,999	5,135

Table - 5(B)

Minimum Wages Enforcement (including Farm Labour)

(Unit: Number)

Sl. State/UT No. Name		Agriculture and Farm Workers: Claims filed (Number) April,2011- July,2011	Agriculture and Farm Workers: Claims settled (Number) April,2011- July,2011
(1)	(2)	(3)	(4)
1	ANDHRA PRADESH	0	0
2	ARUNACHAL PRADESH	0	0
3	ASSAM	0	0
4	BIHAR	822	883
5	CHHATISGARH	0	0
6	DELHI	0	0
7	GOA	1	0
8	GUJARAT	0	0
9	HARYANA	0	0
10	HIMACHAL PRADESH	0	0
11	JAMMU AND KASHMIR	0	0
12	JHARKHAND	4,447	30
13	KARNATAKA	0	0
14	KERALA	0	0
15	MADHYA PRADESH	0	0
16	MAHARASHTRA	0	0
17	MANIPUR	0	0
18	MEGHALAYA	0	0
19	MIZORAM	0	0
20	NAGALAND	0	0
21	ORISSA	0	0
22	PUDUCHERRY	0	0
23	PUNJAB	0	0
24	RAJASTHAN	2	6
25	SIKKIM	0	0
26	TAMIL NADU	0	0
27	TRIPURA	0	0
28	UTTARAKHAND	0	0
29	UTTAR PRADESH	0	0
30	WEST BENGAL	0	0
31	ANDAMAN AND NICOBAR ISLANDS	0	0
32	CHANDIGARH	0	0
33	DADRA AND NAGAR HAVELI	1	0
34	DAMAN AND DIU	0	0
35	LAKSHADWEEP	0	0
Grand Total		5,273	919

Table - 5(C)

Minimum Wages Enforcement (including Farm Labour)

		Agriculture and Farm Workers: Prosecution cases Pending (Number) April,2011- July,2011	Agriculture and Farm Workers: Prosecution cases filed (Number) April,2011- July,2011	Agriculture and Farm Workers: Prosecution cases decided (Number) April,2011- July,2011
Sl. No.	State/UT Name	(3)	(4)	(5)
1	ANDHRA PRADESH	0	0	0
2	ARUNACHAL PRADESH	0	0	0
3	ASSAM	0	0	0
4	BIHAR	401	0	0
5	CHHATISGARH	0	0	0
6	DELHI	0	0	0
7	GOA	0	1	0
8	GUJARAT	4,093	29	95
9	HARYANA	0	0	0
10	HIMACHAL PRADESH	0	0	0
11	JAMMU AND KASHMIR	0	0	0
12	JHARKHAND	20	7	0
13	KARNATAKA	0	0	0
14	KERALA	0	0	0
15	MADHYA PRADESH	0	0	0
16	MAHARASHTRA	0	0	0
17	MANIPUR	0	0	0
18	MEGHALAYA	0	0	0
19	MIZORAM	0	0	0
20	NAGALAND	0	0	0
21	ORISSA	0	0	0
22	PUDUCHERRY	0	0	0
23	PUNJAB	0	0	0
24	RAJASTHAN	0	0	0
25	SIKKIM	0	0	0
26	TAMIL NADU	0	0	0
27	TRIPURA	0	0	0
28	UTTARAKHAND	0	0	0
29	UTTAR PRADESH	0	0	0
30	WEST BENGAL	0	0	0
31	ANDAMAN AND NICOBAR ISLANDS	0	0	0
32	CHANDIGARH	0	0	0
33	DADRA AND NAGAR HAVELI	0	1	0
34	DAMAN AND DIU	0	0	0
35	LAKSHADWEEP	0	0	0
Grand Total		4,514	38	95

Food Security: Targeted Public Distribution System (APL+BPL+AAY)

Off take

% Achievement of Target

During April-July, 2011

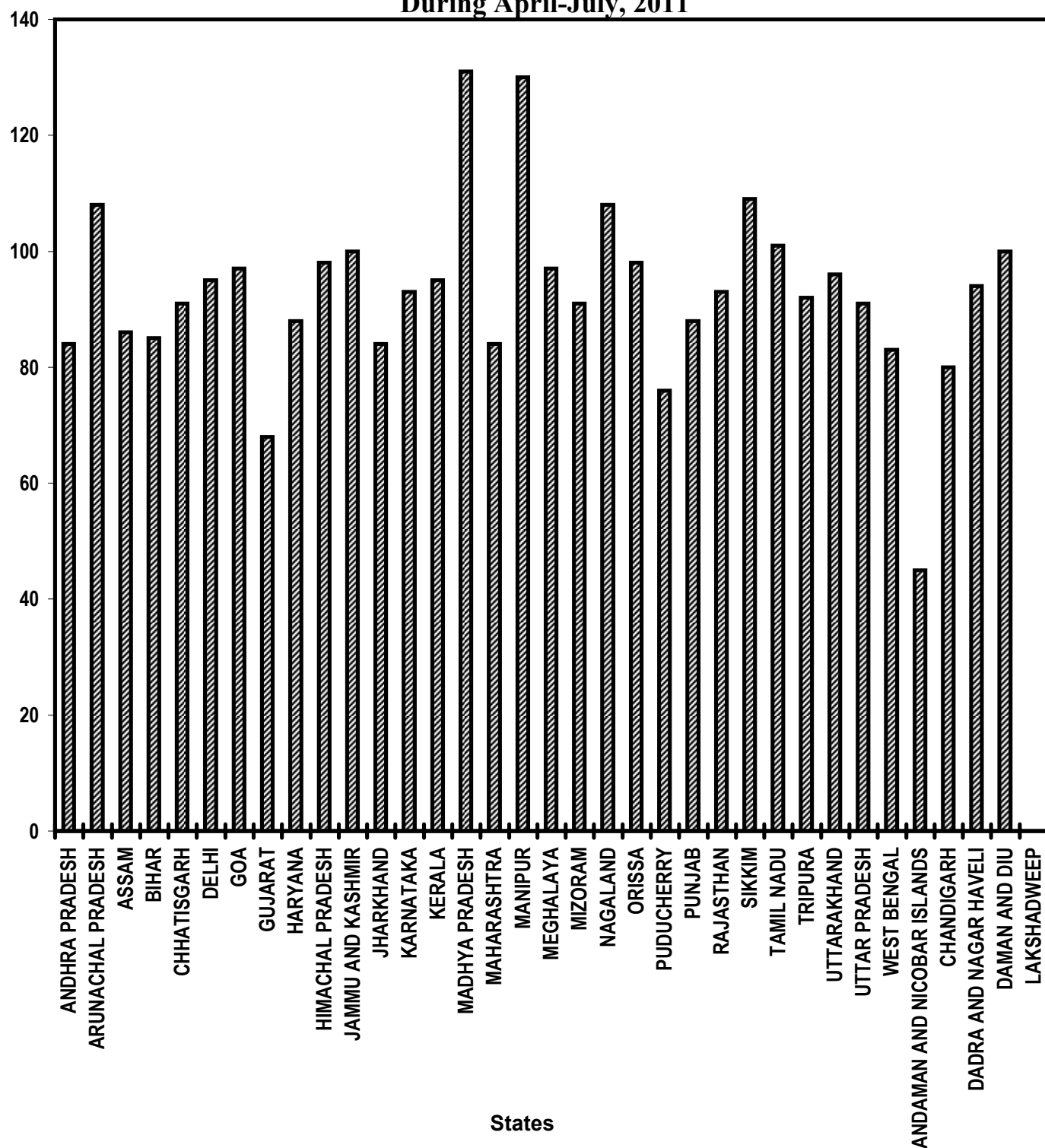


Table - 6(A)

Food security-Targeted Public Distribution system (APL+BPL+AAAY)

Sl. No.	State/UT Name	Allocation of Food Grains (Tonnes)	Off take (Tonnes) *	Percentage of offtake w.r.t. Allocation of Food Grains
		April,2011-July,2011	April,2011-July,2011	
(1)	(2)	(3)	(4)	(5)
1	ANDHRA PRADESH	11,89,708	10,01,559	84
2	ARUNACHAL PRADESH	33,852	36,460	108
3	ASSAM	5,48,852	4,74,574	86
4	BIHAR	11,81,064	10,07,049	85
5	CHHATISGARH	3,89,344	3,53,473	91
6	DELHI	1,98,578	1,88,405	95
7	GOA	18,292	17,669	97
8	GUJARAT	6,28,666	4,30,061	68
9	HARYANA	2,28,414	2,00,444	88
10	HIMACHAL PRADESH	1,67,186	1,63,499	98
11	JAMMU AND KASHMIR	2,52,268	2,51,099	100
12	JHARKHAND	4,33,264	3,63,482	84
13	KARNATAKA	7,53,494	6,99,505	93
14	KERALA	4,49,882	4,26,776	95
15	MADHYA PRADESH	8,56,392	# 11,19,419	131
16	MAHARASHTRA	14,74,418	12,32,502	84
17	MANIPUR	46,478	# 60,613	130
18	MEGHALAYA	55,976	54,284	97
19	MIZORAM	23,380	21,272	91
20	NAGALAND	42,292	45,566	108
21	ORISSA	7,06,430	6,89,437	98
22	PUDUCHERRY	18,704	14,225	76
23	PUNJAB	2,62,116	2,29,870	88
24	RAJASTHAN	6,62,140	6,13,211	93
25	SIKKIM	14,750	16,082	109
26	TAMIL NADU	12,40,944	12,51,749	101
27	TRIPURA	1,00,874	92,450	92
28	UTTARAKHAND	1,56,374	1,50,453	96
29	UTTAR PRADESH	22,68,210	20,54,728	91
30	WEST BENGAL	11,92,290	9,94,715	83
31	ANDAMAN AND NICOBAR ISLANDS	11,340	5,072	45
32	CHANDIGARH	10,460	8,316	80
33	DADRA AND NAGAR HAVELI	3,308	3,126	94
34	DAMAN AND DIU	1,662	1,663	100
35	LAKSHADWEEP	1,540	0	0
Grand Total		1,56,22,942	1,42,72,808	91

Very Good:(90% or above of targets)

ARUNACHAL PRADESH, CHHATISGARH, DELHI, GOA, HIMACHAL PRADESH, JAMMU AND KASHMIR, KARNATAKA, KERALA, MADHYA PRADESH, MANIPUR, MEGHALAYA, MIZORAM, NAGALAND, ORISSA, RAJASTHAN, SIKKIM, TAMIL NADU, TRIPURA, UTTARAKHAND, UTTAR PRADESH, DADRA AND NAGAR HAVELI, DAMAN AND DIU

Good:(Between 80% to 90% targets)

ANDHRA PRADESH, ASSAM, BIHAR, HARYANA, JHARKHAND, MAHARASHTRA, PUNJAB, WEST BENGAL, CHANDIGARH

Poor:(Below 80% of targets)

GUJARAT, PUDUCHERRY, ANDAMAN AND NICOBAR ISLANDS, LAKSHADWEEP

*Offtake figures are provisional, subject to confirmation from FCI

Offtake figures are high due to inclusion of backlog stock of previous year as clarified by the Nodal Ministry.

Food Security: Targeted Public Distribution System (Only Antyodaya Anna Yojana)

Off take

% Achievement of Target
During April-July, 2011

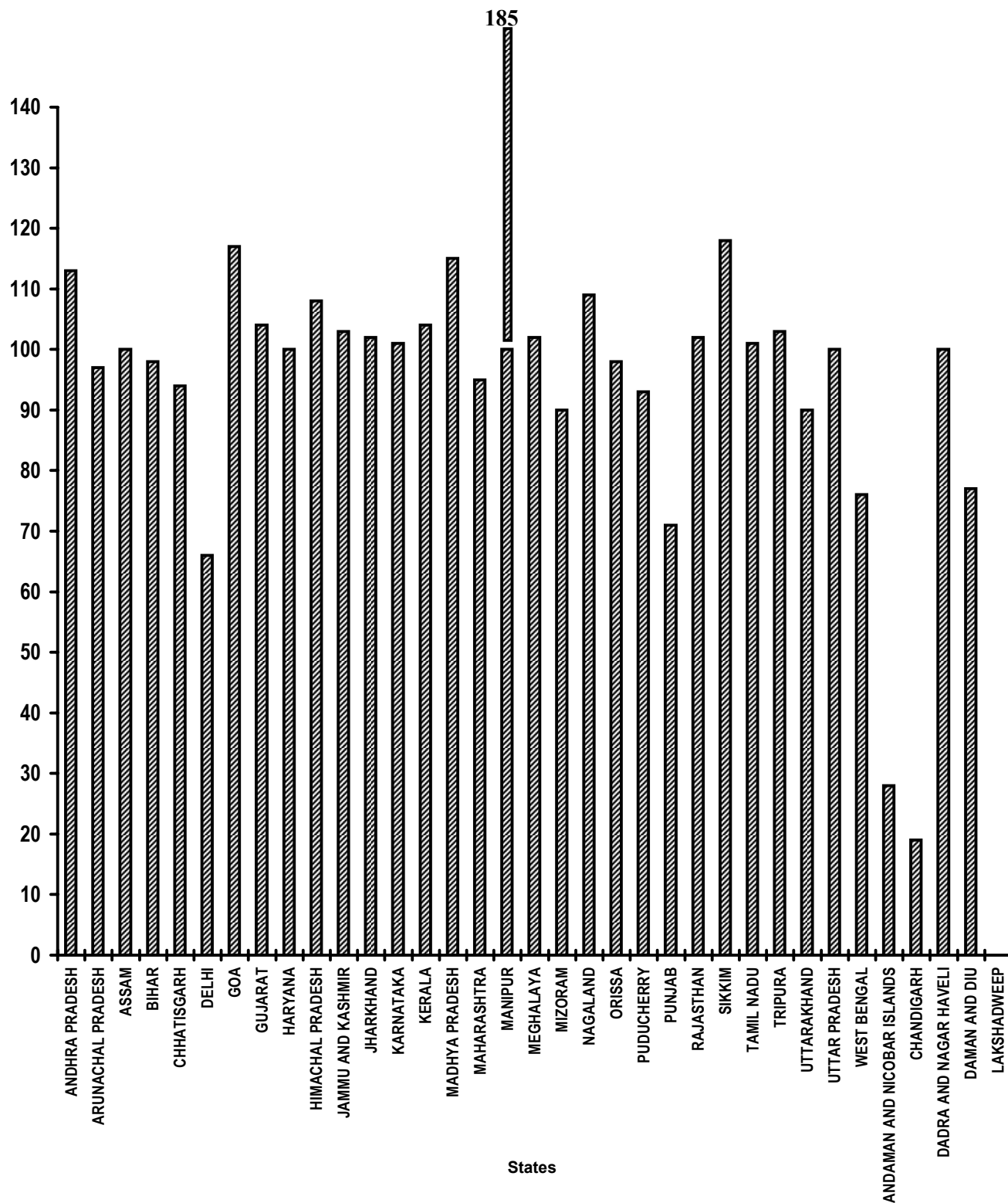


Table - 6(B)

Food security-Targeted Public Distribution system (only AAY)

Sl. No.	State/UT Name	Allocation of Food Grains (Tonnes)	Off take (Tonnes) *	Percentage of offtake w.r.t. Allocation of Food Grains
		April,2011-July,2011	April,2011-July,2011	
(1)	(2)	(3)	(4)	(5)
1	ANDHRA PRADESH	2,18,096	2,47,385	113
2	ARUNACHAL PRADESH	5,324	5,165	97
3	ASSAM	98,564	98,643	100
4	BIHAR	3,50,140	3,44,817	98
5	CHHATISGARH	1,00,648	94,925	94
6	DELHI	21,028	13,965	66
7	GOA	2,036	2,373	117
8	GUJARAT	1,13,360	1,18,440	104
9	HARYANA	40,940	41,054	100
10	HIMACHAL PRADESH	27,580	29,659	108
11	JAMMU AND KASHMIR	35,796	36,977	103
12	JHARKHAND	1,28,508	1,31,024	102
13	KARNATAKA	1,67,964	1,69,592	101
14	KERALA	83,420	86,554	104
15	MADHYA PRADESH	2,21,420	2,53,951	115
16	MAHARASHTRA	3,44,960	3,26,244	95
17	MANIPUR	8,908	# 16513	185
18	MEGHALAYA	9,828	10,063	102
19	MIZORAM	3,640	3,291	90
20	NAGALAND	6,656	7,227	109
21	ORISSA	1,77,040	1,73,158	98
22	PUDUCHERRY	4,516	4,216	93
23	PUNJAB	25,120	17,741	71
24	RAJASTHAN	1,30,496	1,33,434	102
25	SIKKIM	2,312	2,734	118
26	TAMIL NADU	2,61,048	2,63,879	101
27	TRIPURA	15,840	16,321	103
28	UTTARAKHAND	26,728	24,086	90
29	UTTAR PRADESH	5,73,160	5,71,341	100
30	WEST BENGAL	2,07,228	1,57,144	76
31	ANDAMAN AND NICOBAR ISLANDS	600	169	28
32	CHANDIGARH	208	40	19
33	DADRA AND NAGAR HAVELI	732	732	100
34	DAMAN AND DIU	212	163	77
35	LAKSHADWEEP	168	0	0
Grand Total		34,14,224	34,03,020	100

Very Good:(90% or above of targets)

ANDHRA PRADESH, ARUNACHAL PRADESH, ASSAM, BIHAR, CHHATISGARH, GOA, GUJARAT, HARYANA, HIMACHAL PRADESH, JAMMU AND KASHMIR, JHARKHAND, KARNATAKA, KERALA, MADHYA PRADESH, MAHARASHTRA, MANIPUR, MEGHALAYA, MIZORAM, NAGALAND, ORISSA, PUDUCHERRY, RAJASTHAN, SIKKIM, TAMIL NADU, TRIPURA, UTTARAKHAND, UTTAR PRADESH, DADRA AND NAGAR HAVELI

Poor:(Below 80% of targets)

DELHI, PUNJAB, WEST BENGAL, ANDAMAN AND NICOBAR ISLANDS, CHANDIGARH, DAMAN AND DIU, LAKSHADWEEP

*Offtake figures are provisional, subject to confirmation from FCI

Offtake figures are high due to inclusion of backlog stock of previous year as clarified by the Nodal Ministry.

Food Security: Targeted Public Distribution System (Only BPL)

Off take

% Achievement of Target
During April-July, 2011

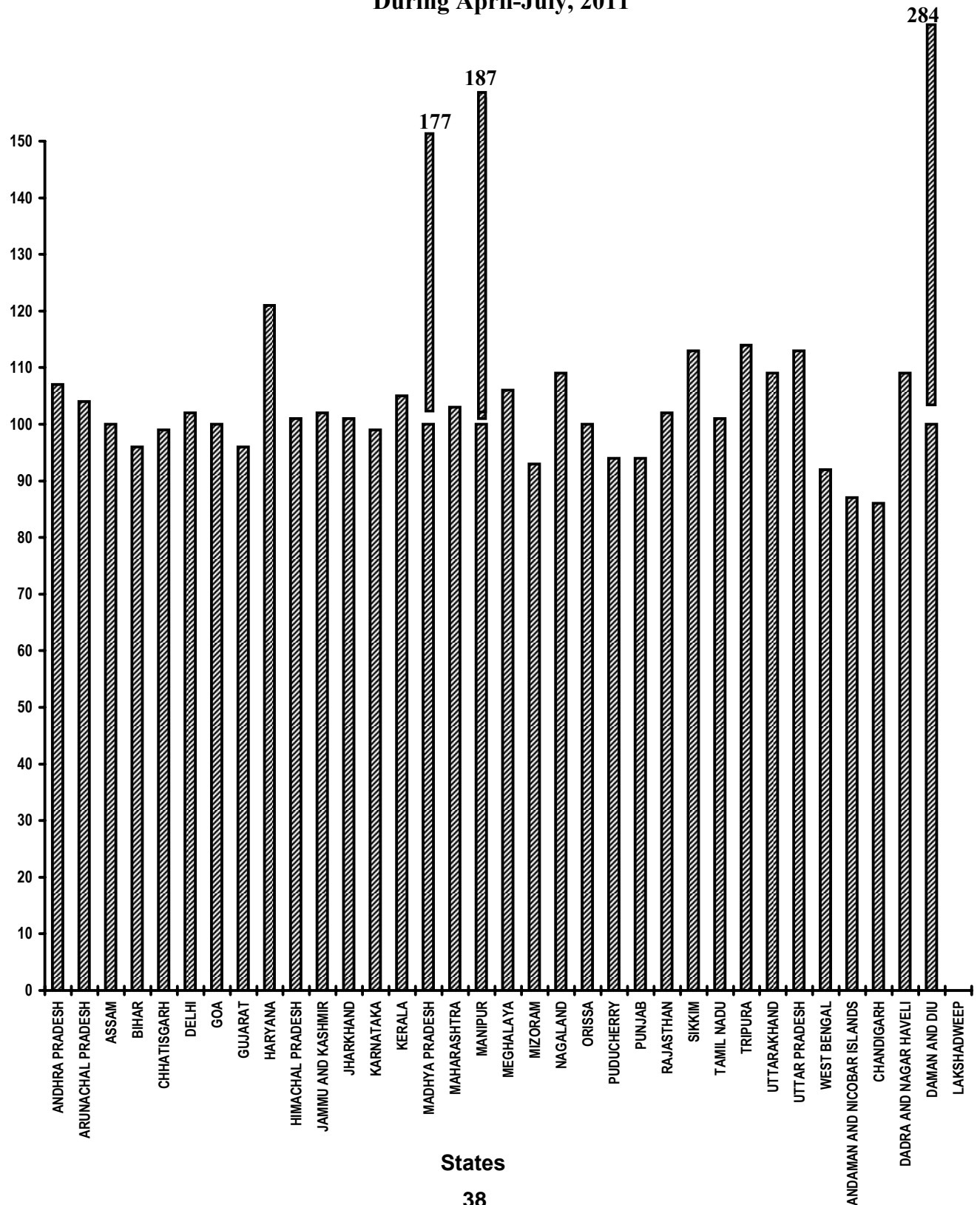


Table - 6(C)

Food Security - Targeted Public Distribution System (Only BPL)

Sl. No.	State/UT Name	Allocation of Food Grains (Tonnes)	Off take (Tonnes) *	Percentage of offtake w.r.t. Allocation of Food Grains
		April,2011-July,2011	April,2011-July,2011	
(1)	(2)	(3)	(4)	(5)
1	ANDHRA PRADESH	3,50,696	3,76,419	107
2	ARUNACHAL PRADESH	8,508	8,834	104
3	ASSAM	1,58,408	1,58,548	100
4	BIHAR	5,63,124	5,42,662	96
5	CHHATISGARH	1,61,896	1,59,892	99
6	DELHI	36,232	36,908	102
7	GOA	1,844	1,844	100
8	GUJARAT	1,83,456	1,76,422	96
9	HARYANA	69,524	84,189	121
10	HIMACHAL PRADESH	44,380	44,774	101
11	JAMMU AND KASHMIR	67,232	68,269	102
12	JHARKHAND	2,06,656	2,07,847	101
13	KARNATAKA	2,70,128	2,66,790	99
14	KERALA	1,34,116	1,40,523	105
15	MADHYA PRADESH	3,56,072	# 6,28,934	177
16	MAHARASHTRA	5,69,808	5,86,566	103
17	MANIPUR	14,336	26,767	187
18	MEGHALAYA	15,792	16,766	106
19	MIZORAM	5,880	5,480	93
20	NAGALAND	10,704	11,642	109
21	ORISSA	3,88,524	3,89,170	100
22	PUDUCHERRY	7,188	6,724	94
23	PUNJAB	40,392	37,882	94
24	RAJASTHAN	2,09,844	2,14,834	102
25	SIKKIM	3,768	4,272	113
26	TAMIL NADU	4,19,744	4,24,454	101
27	TRIPURA	25,460	29,021	114
28	UTTARAKHAND	42,996	46,824	109
29	UTTAR PRADESH	9,21,900	10,39,179	113
30	WEST BENGAL	5,17,860	4,77,387	92
31	ANDAMAN AND NICOBAR ISLANDS	1,780	1,550	87
32	CHANDIGARH	1,252	1,076	86
33	DADRA AND NAGAR HAVELI	1,676	1,819	109
34	DAMAN AND DIU	348	# 987	284
35	LAKSHADWEEP	252	0	0
Grand Total		58,11,776	62,25,255	107

Very Good:(90% or above of targets)

ANDHRA PRADESH, ARUNACHAL PRADESH, ASSAM, BIHAR, CHHATISGARH, DELHI, GOA, GUJARAT, HARYANA, HIMACHAL PRADESH, JAMMU AND KASHMIR, JHARKHAND, KARNATAKA, KERALA, MADHYA PRADESH, MAHARASHTRA, MANIPUR, MEGHALAYA, MIZORAM, NAGALAND, ORISSA, PUDUCHERRY, PUNJAB, RAJASTHAN, SIKKIM, TAMIL NADU, TRIPURA, UTTARAKHAND, UTTAR PRADESH, WEST BENGAL, DADRA AND NAGAR HAVELI, DAMAN AND DIU

Good:(Between 80% to 90% targets)

ANDAMAN AND NICOBAR ISLANDS, CHANDIGARH

Poor:(Below 80% of targets)

LAKSHADWEEP

*Offtake figures are provisional, subject to confirmation from FCI

Offtake figures are high due to inclusion of backlog stock of previous year as clarified by the Nodal Ministry.

Rural Housing - Indira Awaas Yojana

Houses constructed

% Achievement of Target

During April-July, 2011

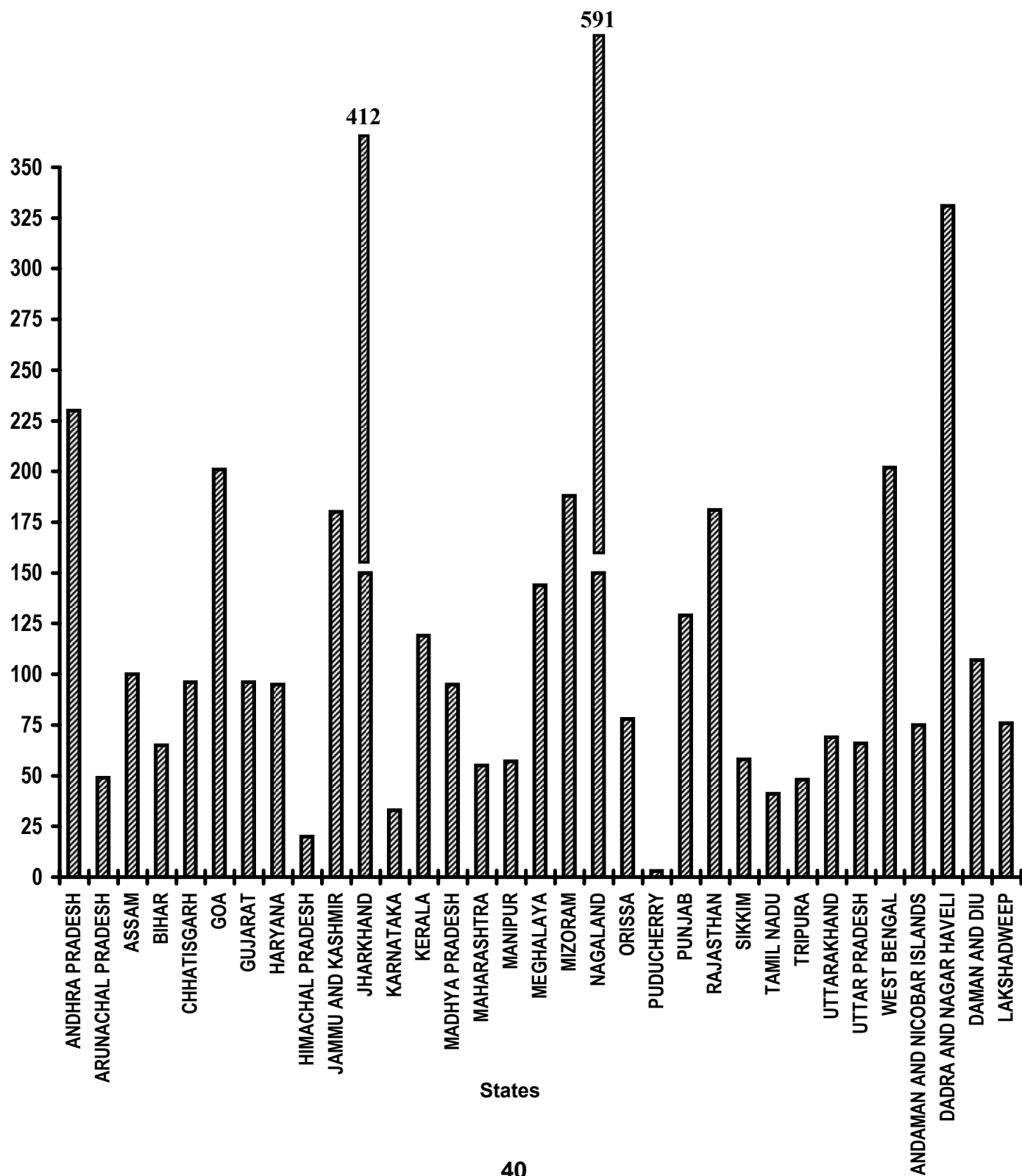


Table - 7

Rural Housing - Indira Awaas Yojana
Houses constructed
 (Unit: Number)

Sl. No.	State/UT Name	Target		Achievement April,2011-July,2011	Percent Achievement April,2011-July,2011
		2011-2012	April,2011-July,2011		
(1)	(2)	(3)	(4)	(5)	(5)/(4)
1	ANDHRA PRADESH	2,49,013	41,502	95,355	230
2	ARUNACHAL PRADESH	7,548	1,258	620 *	49
3	ASSAM	1,66,913	27,818	27,853	100
4	BIHAR	7,37,486	1,22,913	80,218	65
5	CHHATISGARH	37,466	6,243	5967 *	96
6	GOA	1,547	258	518	201
7	GUJARAT	1,23,168	20,517	19,654	96
8	HARYANA	17,293	2,881	2,729	95
9	HIMACHAL PRADESH	5,659	943	184	20
10	JAMMU AND KASHMIR	17,578	2,928	5,262	180
11	JHARKHAND	63,477	10,578	43,541	412
12	KARNATAKA	96,760	16,126	5,279	33
13	KERALA	53,808	8,968	10,643	119
14	MADHYA PRADESH	76,135	12,687	12,103	95
15	MAHARASHTRA	1,51,063	25,175	13,815	55
16	MANIPUR	6,552	1,091	623	57
17	MEGHALAYA	11,412	1,901	2,741	144
18	MIZORAM	2,432	405	761	188
19	NAGALAND	7,552	1,257	7,430	591
20	ORISSA	1,42,082	23,680	18,509	78
21	PUDUCHERRY	1,190	198	5	3
22	PUNJAB	21,386	3,563	4,609	129
23	RAJASTHAN	61,894	10,315	18,621	181
24	SIKKIM	1,444	240	140	58
25	TAMIL NADU	1,00,553	16,757	6902 *	41
26	TRIPURA	14,704	2,450	1180 *	48
27	UTTARAKHAND	15,488	2,580	1,792	69
28	UTTAR PRADESH	3,32,804	55,466	36,457	66
29	WEST BENGAL	1,99,176	33,195	67,019	202
30	ANDAMAN AND NICOBAR ISLANDS	2,389	398	300	75
31	DADRA AND NAGAR HAVELI	398	65	215	331
32	DAMAN AND DIU	178	29	31	107
33	LAKSHADWEEP	154	25	19	76
Grand Total		27,26,702	4,54,410	4,91,095	108

Very Good:(90% or above of targets)

ANDHRA PRADESH, ASSAM, CHHATISGARH, GOA, GUJARAT, HARYANA, JAMMU AND KASHMIR, JHARKHAND, KERALA, MADHYA PRADESH, MEGHALAYA, MIZORAM, NAGALAND, PUNJAB, RAJASTHAN, WEST BENGAL, DADRA AND NAGAR HAVELI, DAMAN AND DIU

Poor:(Below 80% of targets)

ARUNACHAL PRADESH, BIHAR, HIMACHAL PRADESH, KARNATAKA, MAHARASHTRA, MANIPUR, ORISSA, PUDUCHERRY, SIKKIM, TAMIL NADU, TRIPURA, UTTARAKHAND, UTTAR PRADESH, ANDAMAN AND NICOBAR ISLANDS, LAKSHADWEEP

*Figures furnished by M/o Rural Development

EWS/LIG Houses in Urban Areas

Houses constructed

% Achievement of Target

During April-July, 2011

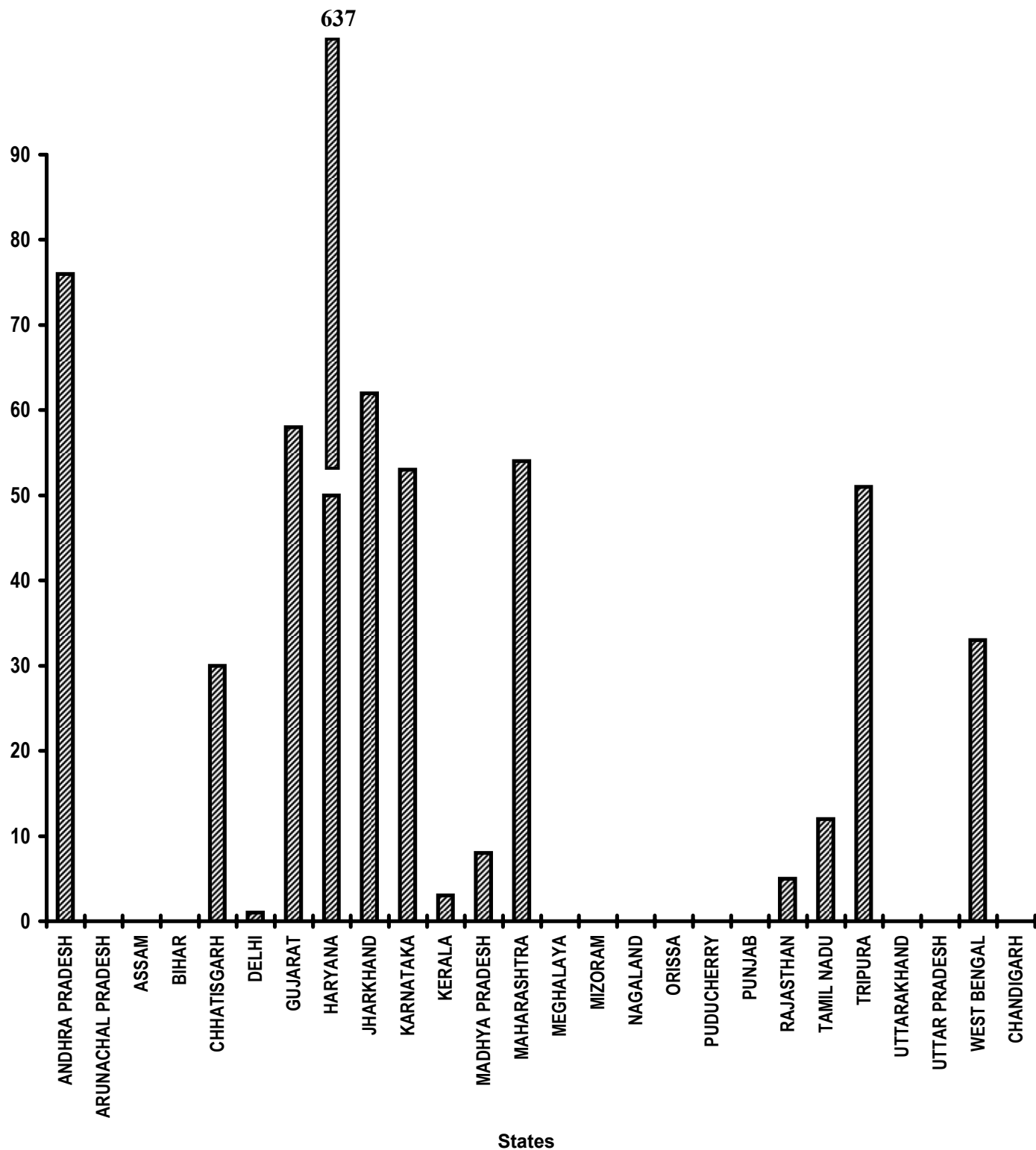


Table - 8

EWS/LIG Houses in Urban Areas

Houses constructed

(Unit: Number)

Sl. No.	State/UT Name	Target		Achievement April,2011-July,2011	Percent Achievement April,2011-July,2011
		2011-2012	April,2011-July,2011		
(1)	(2)	(3)	(4)	(5)	(5)/(4)
1	ANDHRA PRADESH	40,000	13,333	10,091	76
2	ARUNACHAL PRADESH	250	82	0	0
3	ASSAM	4,000	1,333	0	0
4	BIHAR	8,000	2,666	0	0
5	CHHATISGARH	12,500	4,166	1,264	30
6	DELHI	20,000	6,666	75	1
7	GUJARAT	35,000	11,666	6,754	58
8	HARYANA	5,500	1,833	11,672	637
9	JHARKHAND	5,000	1,666	1,030	62
10	KARNATAKA	14,000	4,666	2,454	53
11	KERALA	15,000	5,000	133	3
12	MADHYA PRADESH	25,000	8,333	625	8
13	MAHARASHTRA	70,000	23,333	12,515	54
14	MEGHALAYA	600	200	0	0
15	MIZORAM	1,150	382	0	0
16	NAGALAND	2,000	666	0	0
17	ORISSA	5,800	1,933	0	0
18	PUDUCHERRY	1,200	400	0	0
19	PUNJAB	2,000	666	0	0
20	RAJASTHAN	22,000	7,333	387	5
21	TAMIL NADU	35,000	11,666	1,456	12
22	TRIPURA	1,000	333	170	51
23	UTTARAKHAND	3,000	1,000	0	0
24	UTTAR PRADESH	32,000	10,666	0	0
25	WEST BENGAL	35,000	11,666	3,850	33
26	CHANDIGARH	5,000	1,666	0	0
Grand Total		4,00,000	1,33,320	52,476	39

Very Good:(90% or above of targets)

HARYANA

Poor:(Below 80% of targets)

ANDHRA PRADESH, ARUNACHAL PRADESH, ASSAM, BIHAR, CHHATISGARH, DELHI, GUJARAT, JHARKHAND, KARNATAKA, KERALA, MADHYA PRADESH, MAHARASHTRA, MEGHALAYA, MIZORAM, NAGALAND, ORISSA, PUDUCHERRY, PUNJAB, RAJASTHAN, TAMIL NADU, TRIPURA, UTTARAKHAND, UTTAR PRADESH, WEST BENGAL, CHANDIGARH

Rural Areas- National Rural Drinking Water Programme (NRDWP)

Habitations covered (Partially Covered & Slipped back)

% Achievement of Target

During April-July, 2011

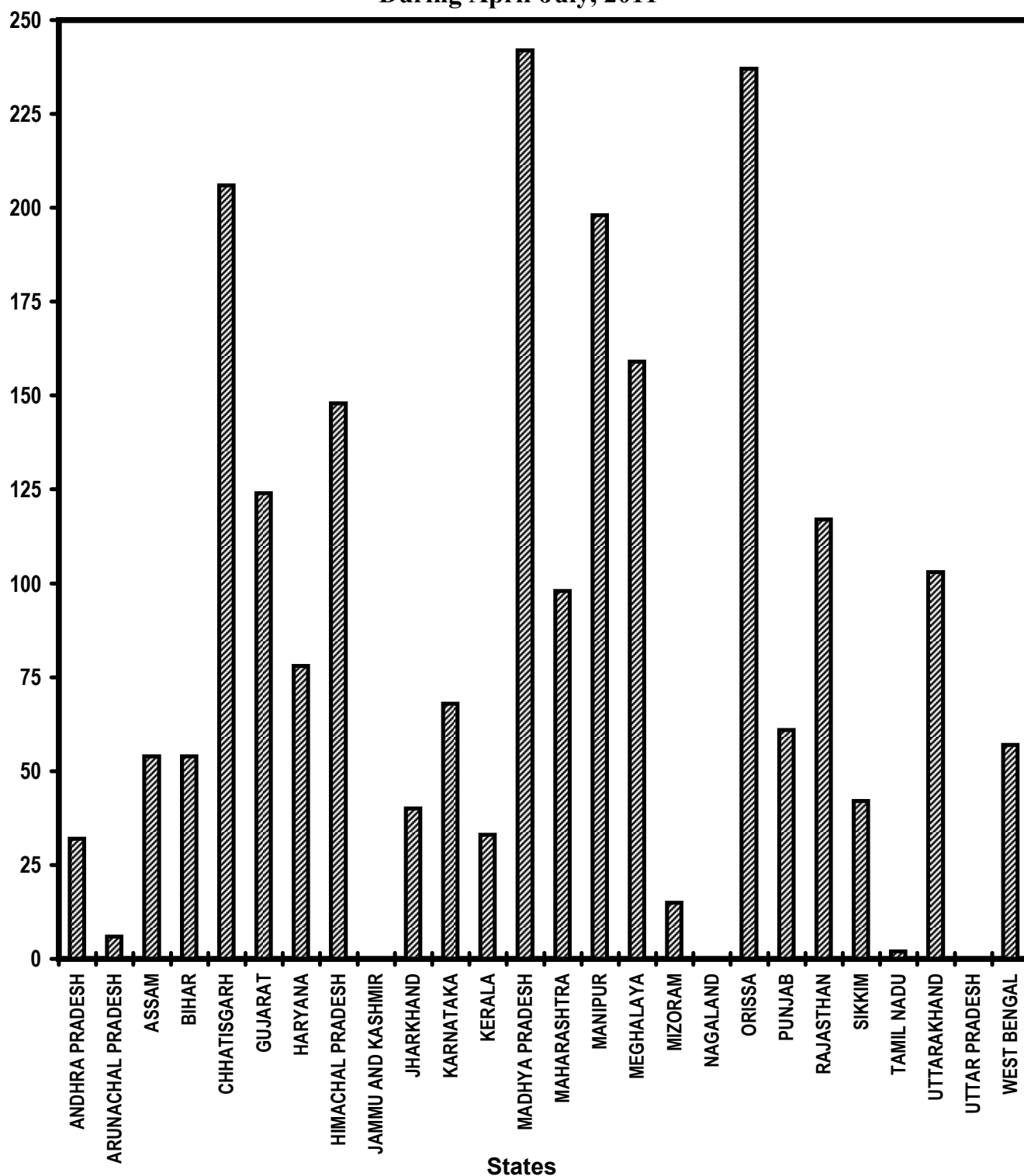


Table - 9(A)

Rural Areas: National Rural Drinking Water Programme (NRDWP)
Habitations covered (Partially covered & Slipped back)
 (Unit: Number)

Sl. No.	State/UT Name	Target		Achievement *	Percent Achievement
		2011-2012	April,2011-July,2011	April,2011-July,2011	April,2011-July,2011
(1)	(2)	(3)	(4)	(5)	(5)/(4)
1	ANDHRA PRADESH	5,433	905	286	32
2	ARUNACHAL PRADESH	300	50	3	6
3	ASSAM	2,915	485	264	54
4	BIHAR	9,435	1,572	856	54
5	CHHATISGARH	5,126	853	1,755	206
6	GUJARAT	720	120	149	124
7	HARYANA	839	138	107	78
8	HIMACHAL PRADESH	2,557	425	628	148
9	JAMMU AND KASHMIR	903	150	0	0
10	JHARKHAND	18,306	3,050	1,208	40
11	KARNATAKA	7,000	1,166	794	68
12	KERALA	667	110	36	33
13	MADHYA PRADESH	16,140	2,690	6,505	242
14	MAHARASHTRA	5,135	855	835	98
15	MANIPUR	326	53	105	198
16	MEGHALAYA	523	85	135	159
17	MIZORAM	125	20	3	15
18	NAGALAND	35	5	0	0
19	ORISSA	3,116	518	1,229	237
20	PUNJAB	1,608	268	163	61
21	RAJASTHAN	2,272	378	443	117
22	SIKKIM	200	33	14	42
23	TAMIL NADU	5,923	985	20	2
24	UTTARAKHAND	1,341	223	229	103
25	UTTAR PRADESH	22,500	3,750	0	0
26	WEST BENGAL	1,934	320	181	57
Grand Total		1,15,379	19,207	15,948	83

Very Good:(90% or above of targets)

CHHATISGARH, GUJARAT, HIMACHAL PRADESH, MADHYA PRADESH, MAHARASHTRA, MANIPUR, MEGHALAYA, ORISSA, RAJASTHAN, UTTARAKHAND

Poor:(Below 80% of targets)

ANDHRA PRADESH, ARUNACHAL PRADESH, ASSAM, BIHAR, HARYANA, JAMMU AND KASHMIR, JHARKHAND, KARNATAKA, KERALA, MIZORAM, NAGALAND, PUNJAB, SIKKIM, TAMIL NADU, UTTAR PRADESH, WEST BENGAL

*Achievement figures received from Ministry of Drinking Water and Sanitation

Rural Areas- National Rural Drinking Water Programme (NRDWP)

Coverage of Water Quality Affected Habitations

% Achievement of Target

During April-July, 2011

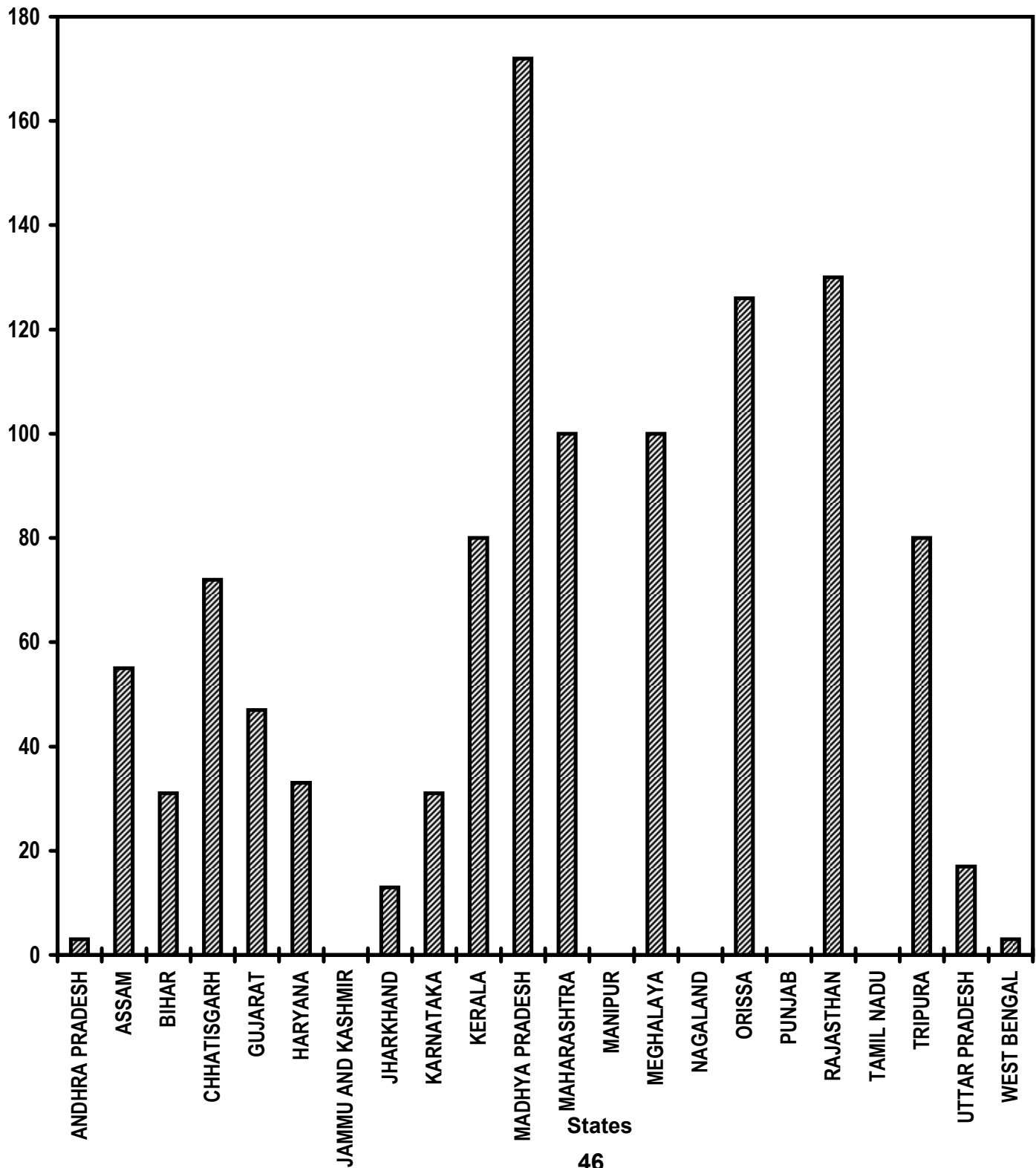


Table - 9(B)

Rural Areas: National Rural Drinking Water Programme (NRDWP)
Coverage of water quality affected habitations
(Unit: Number)

Sl. No.	State/UT Name	Target		Achievement * April,2011- July,2011	Percent Achievement April,2011- July,2011
		2011-2012	April,2011- July,2011		
(1)	(2)	(3)	(4)	(5)	(5)/(4)
1	ANDHRA PRADESH	201	33	1	3
2	ASSAM	3,158	525	291	55
3	BIHAR	6,375	1,063	332	31
4	CHHATISGARH	3,283	545	391	72
5	GUJARAT	405	68	32	47
6	HARYANA	23	3	1	33
7	JAMMU AND KASHMIR	20	3	0	0
8	JHARKHAND	804	133	17	13
9	KARNATAKA	2,000	333	104	31
10	KERALA	157	25	20	80
11	MADHYA PRADESH	575	95	163	172
12	MAHARASHTRA	1,272	210	209	100
13	MANIPUR	4	1	0	0
14	MEGHALAYA	12	1	1	100
15	NAGALAND	50	8	0	0
16	ORISSA	1,609	268	338	126
17	PUNJAB	22	3	0	0
18	RAJASTHAN	3,801	633	822	130
19	TAMIL NADU	77	13	0	0
20	TRIPURA	982	163	130	80
21	UTTAR PRADESH	800	133	22	17
22	WEST BENGAL	4,160	693	22	3
Grand Total		29,790	4,952	2,896	58

Very Good:(90% or above of targets)

MADHYA PRADESH, MAHARASHTRA, MEGHALAYA, ORISSA, RAJASTHAN

Good:(Between 80% to 90% targets)

KERALA, TRIPURA

Poor:(Below 80% of targets)

ANDHRA PRADESH, ASSAM, BIHAR, CHHATISGARH, GUJARAT, HARYANA, JAMMU AND KASHMIR, JHARKHAND, KARNATAKA, MANIPUR, NAGALAND, PUNJAB, TAMIL NADU, UTTAR PRADESH, WEST BENGAL

*Achievement figures received from Ministry of Drinking Water and Sanitation

Table - 10

Sanitation Programme in Rural Areas

(Unit: Number)

		Individual Household latrines constructed (Number) April,2011- July,2011
Sl. No.	State/UT Name	
(1)	(2)	(3)
1	ANDHRA PRADESH	2,29,490
2	ARUNACHAL PRADESH	14,617
3	ASSAM	98,185
4	BIHAR	1,87,753
5	CHHATISGARH	18,956
6	DELHI	0
7	GOA	0
8	GUJARAT	97,290
9	HARYANA	42,927
10	HIMACHAL PRADESH	18,357
11	JAMMU AND KASHMIR	2,555
12	JHARKHAND	24,564
13	KARNATAKA	1,71,467
14	KERALA	0
15	MADHYA PRADESH	2,73,765
16	MAHARASHTRA	1,27,689
17	MANIPUR	10,145
18	MEGHALAYA	13,772
19	MIZORAM	0
20	NAGALAND	31,550
21	ORISSA	1,65,392
22	PUDUCHERRY	0
23	PUNJAB	0
24	RAJASTHAN	1,69,091
25	SIKKIM	0
26	TAMIL NADU	1,06,935
27	TRIPURA	12,996
28	UTTARAKHAND	36,794
29	UTTAR PRADESH	3,35,161
30	WEST BENGAL	1,63,200
31	ANDAMAN AND NICOBAR ISLANDS	0
32	CHANDIGARH	0
33	DADRA AND NAGAR HAVELI	0
34	DAMAN AND DIU	0
35	LAKSHADWEEP	0
Grand Total		23,52,651

Table - 11

Institutional Delivery

(Unit: Number)

Sl. State/UT No. Name		Delivery in institutions (Number) April,2011- July,2011
(1)	(2)	(3)
1	ANDHRA PRADESH	2,19,689
2	ARUNACHAL PRADESH	0
3	ASSAM	0
4	BIHAR	2,46,089
5	CHHATISGARH	36,152
6	DELHI	73,149
7	GOA	6,737
8	GUJARAT	3,19,483
9	HARYANA	63,000
10	HIMACHAL PRADESH	19,233
11	JAMMU AND KASHMIR	43,778
12	JHARKHAND	1,00,109
13	KARNATAKA	2,72,712
14	KERALA	1,04,005
15	MADHYA PRADESH	3,54,465
16	MAHARASHTRA	3,04,143
17	MANIPUR	6,939
18	MEGHALAYA	5,716
19	MIZORAM	0
20	NAGALAND	2,740
21	ORISSA	1,91,411
22	PUDUCHERRY	10,469
23	PUNJAB	1,13,030
24	RAJASTHAN	3,73,573
25	SIKKIM	1,944
26	TAMIL NADU	3,53,678
27	TRIPURA	7,823
28	UTTARAKHAND	22,850
29	UTTAR PRADESH	7,57,001
30	WEST BENGAL	0
31	ANDAMAN AND NICOBAR ISLANDS	1,771
32	CHANDIGARH	5,609
33	DADRA AND NAGAR HAVELI	715
34	DAMAN AND DIU	682
35	LAKSHADWEEP	221
Grand Total		40,18,916

SC Families Assisted

% Achievement of Target

During April-July, 2011

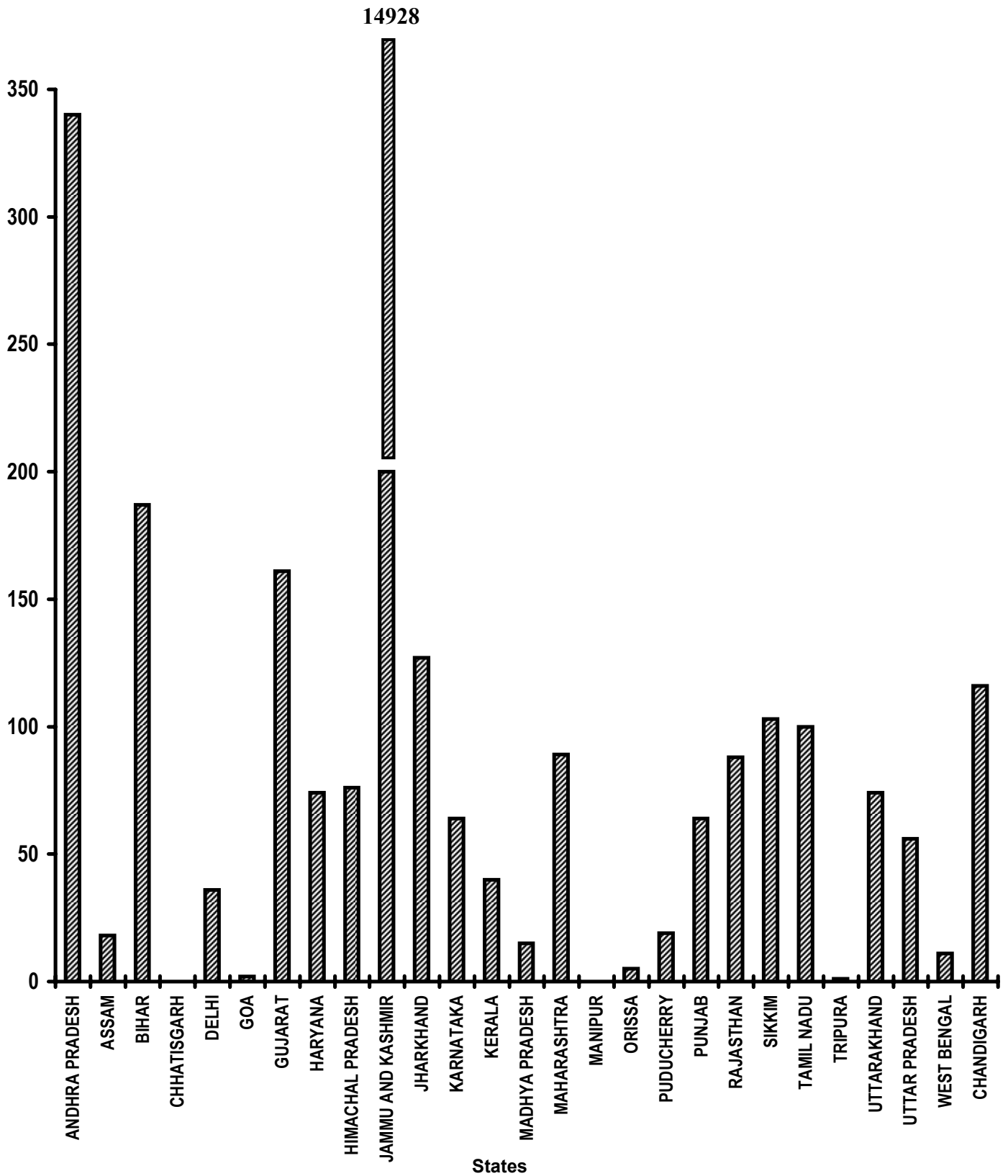


Table - 12

SC Families Assisted
(Unit: Number)

Sl. No.	State/UT Name	Target		Achievement April,2011-July,2011	Percent Achievement April,2011-July,2011
		2011-2012	April,2011-July,2011		
(1)	(2)	(3)	(4)	(5)	(5)/(4)
1	ANDHRA PRADESH	4,50,000	1,50,000	5,10,597	340
2	ASSAM	44,000	14,664	2,655	18
3	BIHAR	2,55,000	85,000	1,59,316	187
4	CHHATISGARH	3,75,000	1,25,000	0	0
5	DELHI	5,000	1,664	602	36
6	GOA	550	180	4	2
7	GUJARAT	1,40,000	46,664	75,265	161
8	HARYANA	88,500	29,500	21,780	74
9	HIMACHAL PRADESH	58,000	19,333	14,618	76
10	JAMMU AND KASHMIR	1,100	364	54337\$	14,928
11	JHARKHAND	5,50,000	1,83,332	2,33,580	127
12	KARNATAKA	5,00,000	1,66,664	1,06,795	64
13	KERALA	33,000	11,000	4,435	40
14	MADHYA PRADESH	2,43,000	81,000	12,133	15
15	MAHARASHTRA	1,54,000	51,332	45,688	89
16	MANIPUR	550	180	0	0
17	ORISSA	72,600	24,200	1,117	5
18	PUDUCHERRY	5,000	1,664	313	19
19	PUNJAB	88,000	29,332	18,874	64
20	RAJASTHAN	4,12,000	1,37,332	1,20,529	88
21	SIKKIM	2,200	732	752	103
22	TAMIL NADU	9,00,000	3,00,000	3,00,061	100
23	TRIPURA	22,000	7,332	109	1
24	UTTARAKHAND	7,000	2,332	1,734	74
25	UTTAR PRADESH	2,57,000	85,664	47,545	56
26	WEST BENGAL	1,10,000	36,664	4,058	11
27	CHANDIGARH	700	232	269	116
Grand Total		47,74,200	15,91,361	17,37,166	109

Very Good:(90% or above of targets)

ANDHRA PRADESH, BIHAR, GUJARAT, JAMMU AND KASHMIR, JHARKHAND, SIKKIM, TAMIL NADU, CHANDIGARH

Good:(Between 80% to 90% targets)

MAHARASHTRA, RAJASTHAN

Poor:(Below 80% of targets)

ASSAM, CHHATISGARH, DELHI, GOA, HARYANA, HIMACHAL PRADESH, KARNATAKA, KERALA, MADHYA PRADESH, MANIPUR, ORISSA, PUDUCHERRY, PUNJAB, TRIPURA, UTTARAKHAND, UTTAR PRADESH, WEST BENGAL

*Targets for 2011-12 have not been received from M/o Social Justice & Empowerment for the last four years i.e. for 2008-09 - 2011-12 so the target for the year 2007-08 has been repeated.

Note: \$ previous month's figure repeated

Universalization of ICDS Scheme

ICDS Blocks Operational (Cumulative)

% Achievement of Target
During April-July, 2011

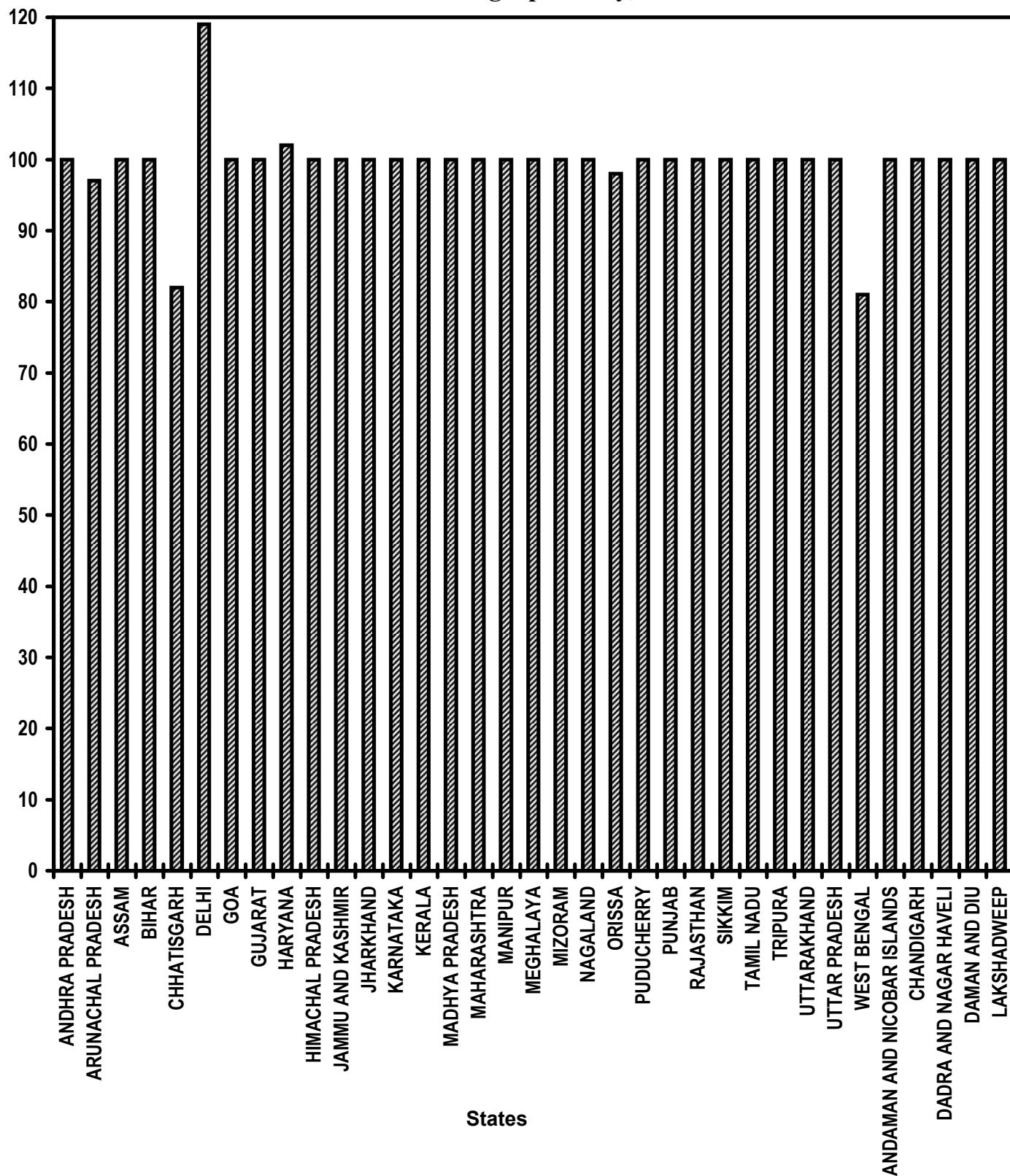


Table - 13

Universalization of ICDS Scheme
ICDS Blocks Operational (Cumulative)
 (Unit: Number)

Sl. No.	State/UT Name	Target		Achievement April,2011-July,2011	Percent Achievement April,2011-July,2011
		2011-2012	April,2011-July,2011		
(1)	(2)	(3)	(4)	(5)	(5)/(4)
1	ANDHRA PRADESH	387	387	387	100
2	ARUNACHAL PRADESH	96	96	93	97
3	ASSAM	231	231	231	100
4	BIHAR	545	545	544	100
5	CHHATISGARH	198	198	163	82
6	DELHI	79	79	94	119
7	GOA	11	11	11	100
8	GUJARAT	336	336	336	100
9	HARYANA	145	145	148	102
10	HIMACHAL PRADESH	78	78	78	100
11	JAMMU AND KASHMIR	141	141	141	100
12	JHARKHAND	204	204	204	100
13	KARNATAKA	185	185	185	100
14	KERALA	258	258	258	100
15	MADHYA PRADESH	453	453	453	100
16	MAHARASHTRA	553	553	553	100
17	MANIPUR	42	42	42	100
18	MEGHALAYA	41	41	41	100
19	MIZORAM	27	27	27	100
20	NAGALAND	59	59	59	100
21	ORISSA	333	333	326	98
22	PUDUCHERRY	5	5	5	100
23	PUNJAB	154	154	154	100
24	RAJASTHAN	304	304	304	100
25	SIKKIM	13	13	13	100
26	TAMIL NADU	434	434	434	100
27	TRIPURA	56	56	56	100
28	UTTARAKHAND	105	105	105	100
29	UTTAR PRADESH	897	897	896	100
30	WEST BENGAL	512	512	414	81
31	ANDAMAN AND NICOBAR ISLANDS	5	5	5	100
32	CHANDIGARH	3	3	3	100
33	DADRA AND NAGAR HAVELI	2	2	2	100
34	DAMAN AND DIU	2	2	2	100
35	LAKSHADWEEP	6	6	6	100
Grand Total		6,900	6,900	6,773	98

Very Good:(90% or above of targets)

ANDHRA PRADESH, ARUNACHAL PRADESH, ASSAM, BIHAR, DELHI, GOA, GUJARAT, HARYANA, HIMACHAL PRADESH, JAMMU AND KASHMIR, JHARKHAND, KARNATAKA, KERALA, MADHYA PRADESH, MAHARASHTRA, MANIPUR, MEGHALAYA, MIZORAM, NAGALAND, ORISSA, PUDUCHERRY, PUNJAB, RAJASTHAN, SIKKIM, TAMIL NADU, TRIPURA, UTTARAKHAND, UTTAR PRADESH, ANDAMAN AND NICOBAR ISLANDS, CHANDIGARH, DADRA AND NAGAR HAVELI, DAMAN AND DIU, LAKSHADWEEP

Good:(Between 80% to 90% targets)

CHHATISGARH, WEST BENGAL

Functional Anganwadis

(Cumulative)

% Achievement of Target

During April-July, 2011

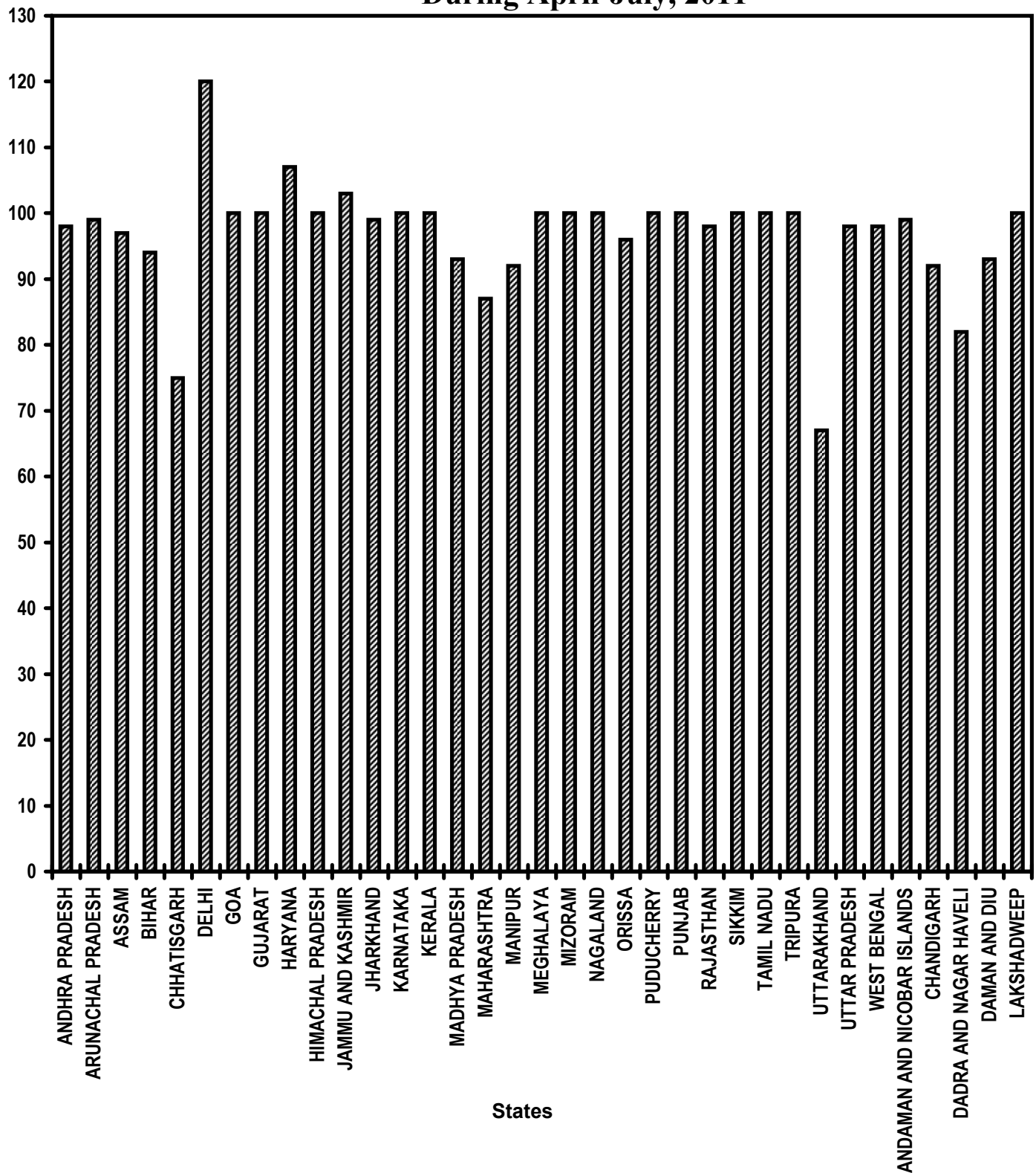


Table - 14

Functional Anganwadis
Anganwadis Functional (Cumulative)
 (Unit: Number)

Sl. No.	State/UT Name	Target		Achievement April,2011-July,2011	Percent Achievement April,2011-July,2011
		2011-2012	April,2011-July,2011		
(1)	(2)	(3)	(4)	(5)	(5)/(4)
1	ANDHRA PRADESH	87,004	87,004	85,218	98
2	ARUNACHAL PRADESH	6,117	6,117	6,028	99
3	ASSAM	58,572	58,572	56,681	97
4	BIHAR	85,502	85,502	80,211	94
5	CHHATISGARH	50,501	50,501	37,681	75
6	DELHI	8,651	8,651	10,378	120
7	GOA	1,260	1,260	1,258	100
8	GUJARAT	49,935	49,935	49,926	100
9	HARYANA	23,247	23,247	24,787	107
10	HIMACHAL PRADESH	18,612	18,612	18,529	100
11	JAMMU AND KASHMIR	27,046	27,046	27,892	103
12	JHARKHAND	38,236	38,236	38,003	99
13	KARNATAKA	63,371	63,371	63,372	100
14	KERALA	33,066	33,066	33,053	100
15	MADHYA PRADESH	90,999	90,999	84,583	93
16	MAHARASHTRA	1,08,146	1,08,146	94,230	87
17	MANIPUR	10,615	10,615	9,795	92
18	MEGHALAYA	5,113	5,113	5,113	100
19	MIZORAM	1,980	1,980	1,980	100
20	NAGALAND	3,455	3,455	3,455	100
21	ORISSA	71,057	71,057	68,402	96
22	PUDUCHERRY	788	788	788	100
23	PUNJAB	26,656	26,656	26,656	100
24	RAJASTHAN	59,135	59,135	57,925	98
25	SIKKIM	1,200	1,200	1,194	100
26	TAMIL NADU	54,439	54,439	54,439	100
27	TRIPURA	9,906	9,906	9,906	100
28	UTTARAKHAND	19,223	19,223	12,949	67
29	UTTAR PRADESH	1,79,826	1,79,826	1,75,896	98
30	WEST BENGAL	1,13,999	1,13,999	1,11,652	98
31	ANDAMAN AND NICOBAR ISLANDS	707	707	697	99
32	CHANDIGARH	456	456	420	92
33	DADRA AND NAGAR HAVELI	267	267	219	82
34	DAMAN AND DIU	104	104	97	93
35	LAKSHADWEEP	107	107	107	100
Grand Total		13,09,298	13,09,298	12,53,520	96

Very Good:(90% or above of targets)

ANDHRA PRADESH, ARUNACHAL PRADESH, ASSAM, BIHAR, DELHI, GOA, GUJARAT, HARYANA, HIMACHAL PRADESH, JAMMU AND KASHMIR, JHARKHAND, KARNATAKA, KERALA, MADHYA PRADESH, MANIPUR, MEGHALAYA, MIZORAM, NAGALAND, ORISSA, PUDUCHERRY, PUNJAB, RAJASTHAN, SIKKIM, TAMIL NADU, TRIPURA, UTTAR PRADESH, WEST BENGAL, ANDAMAN AND NICOBAR ISLANDS, CHANDIGARH, DAMAN AND DIU, LAKSHADWEEP

Good:(Between 80% to 90% targets)

MAHARASHTRA, DADRA AND NAGAR HAVELI

Poor:(Below 80% of targets)

CHHATISGARH, UTTARAKHAND

**No. of Urban poor families assisted
under Seven Point Charter
Poor Families Assisted
% Achievement of Target
During April-July, 2011**

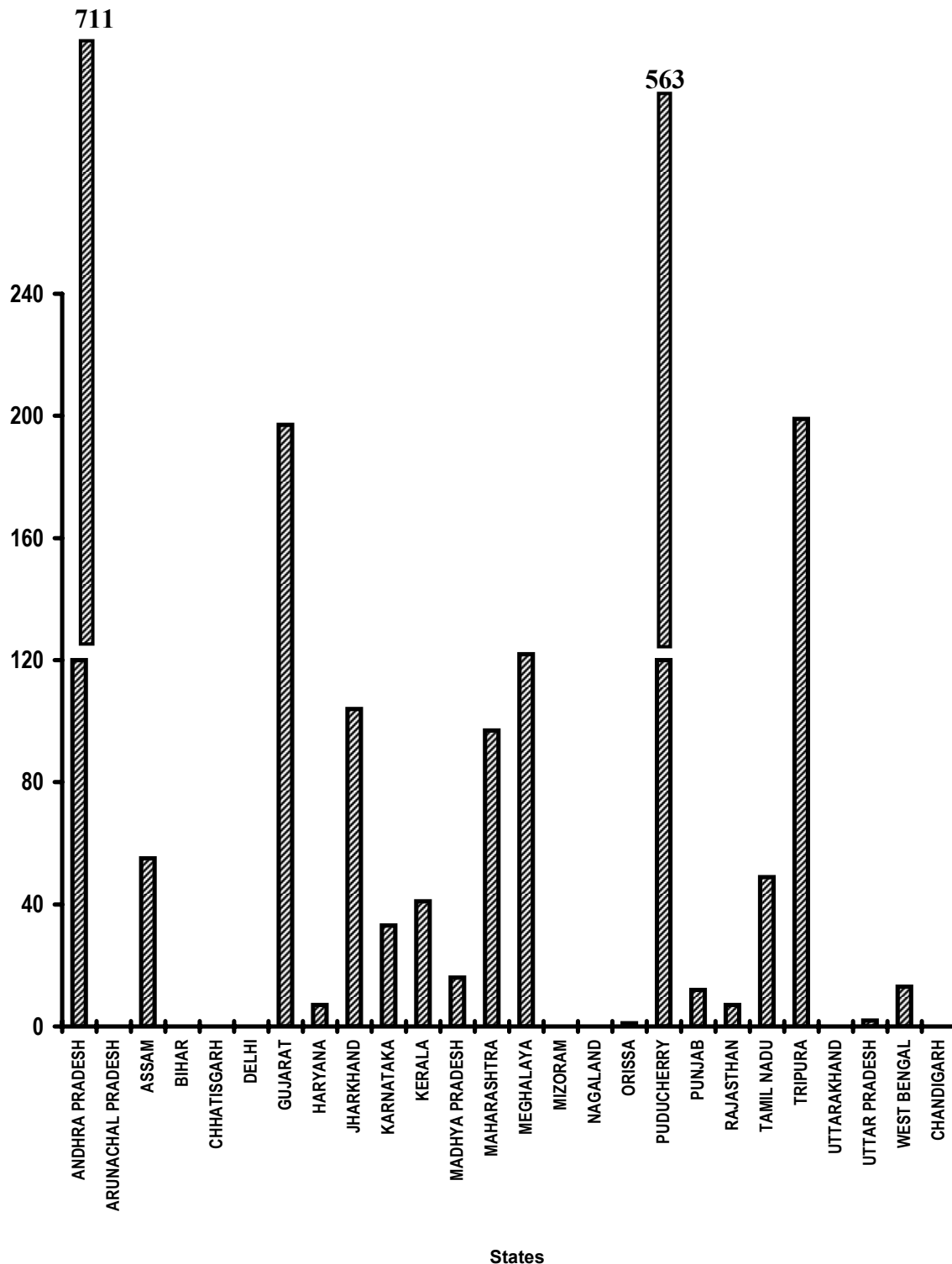


Table - 15

No. of Urban poor families assisted under Seven Point Charter
Poor Families Assisted
 (Unit: Number)

Sl. No.	State/UT Name	Target		Achievement	Percent
		2011-2012	April,2011-July,2011	April,2011-July,2011	Achievement April,2011-July,2011
(1)	(2)	(3)	(4)	(5)	(5)/(4)
1	ANDHRA PRADESH	60,000	20,000	1,42,280	711
2	ARUNACHAL PRADESH	375	125	0	0
3	ASSAM	6,000	2,000	1,090	55
4	BIHAR	12,000	4,000	0	0
5	CHHATISGARH	18,750	6,250	0	0
6	DELHI	30,000	10,000	0	0
7	GUJARAT	52,500	17,500	34,485	197
8	HARYANA	8,250	2,749	202	7
9	JHARKHAND	7,500	2,500	2,608	104
10	KARNATAKA	21,000	7,000	2,285	33
11	KERALA	22,500	7,500	3,038	41
12	MADHYA PRADESH	37,500	12,500	1,944	16
13	MAHARASHTRA	1,05,000	35,000	33,883	97
14	MEGHALAYA	900	300	365	122
15	MIZORAM	1,725	574	0	0
16	NAGALAND	3,000	1,000	0	0
17	ORISSA	8,700	2,900	30	1
18	PUDUCHERRY	1,800	600	3,380	563
19	PUNJAB	3,000	1,000	124	12
20	RAJASTHAN	33,000	11,000	800	7
21	TAMIL NADU	52,500	17,500	8,585	49
22	TRIPURA	1,500	500	997	199
23	UTTARAKHAND	4,500	1,500	0	0
24	UTTAR PRADESH	48,000	16,000	354	2
25	WEST BENGAL	52,500	17,500	2,313	13
26	CHANDIGARH	7,500	2,500	0	0
Grand Total		6,00,000	1,99,998	2,38,763	119

Very Good:(90% or above of targets)

ANDHRA PRADESH, GUJARAT, JHARKHAND, MAHARASHTRA, MEGHALAYA, PUDUCHERRY, TRIPURA

Poor:(Below 80% of targets)

ARUNACHAL PRADESH, ASSAM, BIHAR, CHHATISGARH, DELHI, HARYANA, KARNATAKA, KERALA, MADHYA PRADESH, MIZORAM, NAGALAND, ORISSA, PUNJAB, RAJASTHAN, TAMIL NADU, UTTARAKHAND, UTTAR PRADESH, WEST BENGAL, CHANDIGARH

Afforestation (Public and Forest Lands)

Area Covered under Plantation

% Achievement of Target
During April-July, 2011

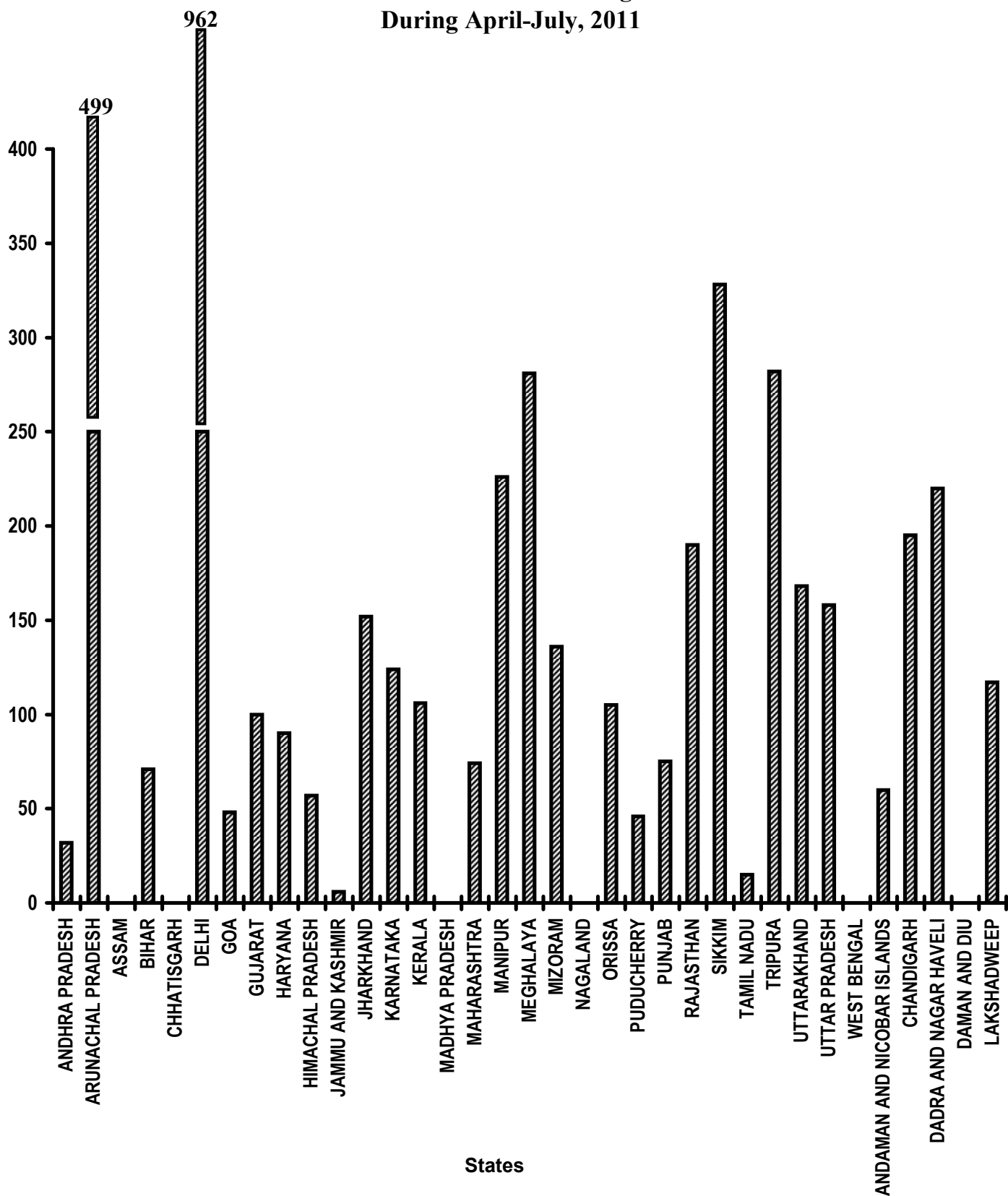


Table - 16(A)

Afforestation (Public and Forest Lands)
Area Covered under Plantation
 (Unit: Hectares)

Sl. No.	State/UT Name	Target		Achievement April,2011- July,2011	Percent Achievement April,2011- July,2011
		2011-2012	April,2011- July,2011		
(1)	(2)	(3)	(4)	(5)	(5)/(4)
1	ANDHRA PRADESH	3,12,000	1,04,000	33,706	32
2	ARUNACHAL PRADESH	6,500	2,166	10,817	499
3	ASSAM	9,500	3,166	0	0
4	BIHAR	25,000	8,333	5,912	71
5	CHHATISGARH	78,000	26,000	0	0
6	DELHI	105	34	327	962
7	GOA	500	166	80	48
8	GUJARAT	1,37,500	45,833	46,041	100
9	HARYANA	24,000	8,000	7,163	90
10	HIMACHAL PRADESH	20,000	6,666	3,814	57
11	JAMMU AND KASHMIR	28,000	9,332	531	6
12	JHARKHAND	30,000	10,000	15,205	152
13	KARNATAKA	1,00,000	33,332	41,265	124
14	KERALA	9,000	3,000	3,191	106
15	MADHYA PRADESH	2,10,000	70,000	0	0
16	MAHARASHTRA	1,80,000	60,000	44,662	74
17	MANIPUR	10,000	3,333	7,532	226
18	MEGHALAYA	2,500	833	2,339	281
19	MIZORAM	5,500	1,833	2,500	136
20	NAGALAND	5,000	1,666	0	0
21	ORISSA	2,15,000	71,666	75,150	105
22	PUDUCHERRY	75	24	11	46
23	PUNJAB	8,000	2,666	2,000	75
24	RAJASTHAN	60,000	20,000	37,985	190
25	SIKKIM	6,000	2,000	6,558	328
26	TAMIL NADU	1,18,500	39,500	5,889	15
27	TRIPURA	13,000	4,333	12,228	282
28	UTTARAKHAND	20,000	6,666	11,189	168
29	UTTAR PRADESH	90,000	30,000	47,456	158
30	WEST BENGAL	20,000	6,666	0	0
31	ANDAMAN AND NICOBAR ISLANDS	1,300	433	258	60
32	CHANDIGARH	300	100	195	195
33	DADRA AND NAGAR HAVELI	250	82	180	220
34	DAMAN AND DIU	30	9	0	0
35	LAKSHADWEEP	20	6	7	117
Grand Total		17,45,580	5,81,844	4,24,191	73

Very Good:(90% or above of targets)

ARUNACHAL PRADESH, DELHI, GUJARAT, HARYANA, JHARKHAND, KARNATAKA, KERALA, MANIPUR, MEGHALAYA, MIZORAM, ORISSA, RAJASTHAN, SIKKIM, TRIPURA, UTTARAKHAND, UTTAR PRADESH, CHANDIGARH, DADRA AND NAGAR HAVELI, LAKSHADWEEP

Poor:(Below 80% of targets)

ANDHRA PRADESH, ASSAM, BIHAR, CHHATISGARH, GOA, HIMACHAL PRADESH, JAMMU AND KASHMIR, MADHYA PRADESH, MAHARASHTRA, NAGALAND, PUDUCHERRY, PUNJAB, TAMIL NADU, WEST BENGAL, ANDAMAN AND NICOBAR ISLANDS, DAMAN AND DIU

Afforestation (Public and Forest Lands)

Seedlings planted

% Achievement of Target
During April-July, 2011

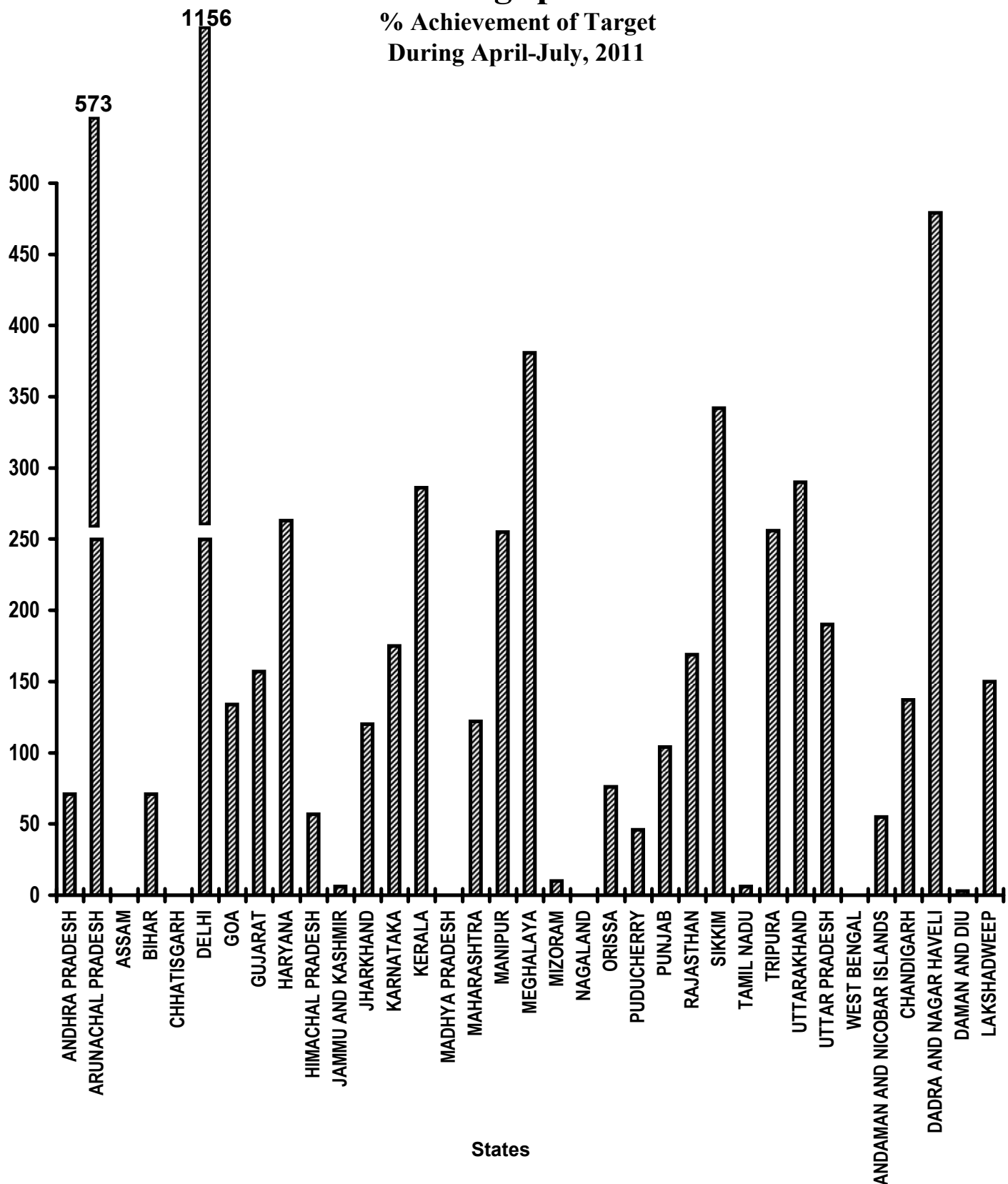


Table - 16(B)

Afforestation (Public and Forest Lands)
Seedlings planted
(Unit: Number)

Sl. No.	State/UT Name	Target		Achievement April,2011-July,2011	Percent Achievement April,2011-July,2011
		2011-2012	April,2011-July,2011		
(1)	(2)	(3)	(4)	(5)	(5)/(4)
1	ANDHRA PRADESH	20,28,00,000	6,76,00,000	4,81,92,000	71
2	ARUNACHAL PRADESH	42,25,000	14,08,333	80,73,113	573
3	ASSAM	61,75,000	20,58,333	0	0
4	BIHAR	1,62,50,000	54,16,666	38,42,000	71
5	CHHATISGARH	5,07,00,000	1,69,00,000	0	0
6	DELHI	68,000	22,666	2,62,000	1,156
7	GOA	3,25,000	1,08,333	1,45,000	134
8	GUJARAT	8,93,75,000	2,97,91,666	4,69,05,000	157
9	HARYANA	1,56,00,000	52,00,000	1,36,74,000	263
10	HIMACHAL PRADESH	1,30,00,000	43,33,333	24,79,000	57
11	JAMMU AND KASHMIR	1,82,00,000	60,66,668	3,91,000	6
12	JHARKHAND	1,95,00,000	65,00,000	77,94,071	120
13	KARNATAKA	6,50,00,000	2,16,66,668	3,79,95,000	175
14	KERALA	58,50,000	19,50,000	55,79,144	286
15	MADHYA PRADESH	13,65,00,000	4,55,00,000	0	0
16	MAHARASHTRA	11,70,00,000	3,90,00,000	4,76,64,000	122
17	MANIPUR	65,00,000	21,66,666	55,27,339	255
18	MEGHALAYA	16,25,000	5,41,666	20,66,005	381
19	MIZORAM	35,75,000	11,91,666	1,19,300	10
20	NAGALAND	32,50,000	10,83,333	0	0
21	ORISSA	13,97,50,000	4,65,83,333	3,56,10,857	76
22	PUDUCHERRY	49,000	16,333	7,585	46
23	PUNJAB	52,00,000	17,33,333	18,00,000	104
24	RAJASTHAN	3,00,00,000	1,00,00,000	1,68,64,000	169
25	SIKKIM	39,00,000	13,00,000	44,50,104	342
26	TAMIL NADU	7,70,25,000	2,56,75,000	15,23,242	6
27	TRIPURA	84,50,000	28,16,666	72,00,000	256
28	UTTARAKHAND	1,30,00,000	43,33,333	1,25,68,200	290
29	UTTAR PRADESH	5,85,00,000	1,95,00,000	3,70,17,454	190
30	WEST BENGAL	1,30,00,000	43,33,333	0	0
31	ANDAMAN AND NICOBAR ISLANDS	8,45,000	2,81,666	1,54,972	55
32	CHANDIGARH	1,95,000	65,000	89,351	137
33	DADRA AND NAGAR HAVELI	1,63,000	54,333	2,60,000	479
34	DAMAN AND DIU	20,000	6,668	225	3
35	LAKSHADWEEP	13,000	4,333	6,510	150
Grand Total		1,12,56,28,000	37,52,09,328	34,82,60,472	93

Very Good:(90% or above of targets)

ARUNACHAL PRADESH, DELHI, GOA, GUJARAT, HARYANA, JHARKHAND, KARNATAKA, KERALA, MAHARASHTRA, MANIPUR, MEGHALAYA, PUNJAB, RAJASTHAN, SIKKIM, TRIPURA, UTTARAKHAND, UTTAR PRADESH, CHANDIGARH, DADRA AND NAGAR HAVELI, LAKSHADWEEP

Poor:(Below 80% of targets)

ANDHRA PRADESH, ASSAM, BIHAR, CHHATISGARH, HIMACHAL PRADESH, JAMMU AND KASHMIR, MADHYA PRADESH, MIZORAM, NAGALAND, ORISSA, PUDUCHERRY, TAMIL NADU, WEST BENGAL, ANDAMAN AND NICOBAR ISLANDS, DAMAN AND DIU

Rural Roads - PMGSY

Length of Road Constructed

% Achievement of Target

During April-July, 2011

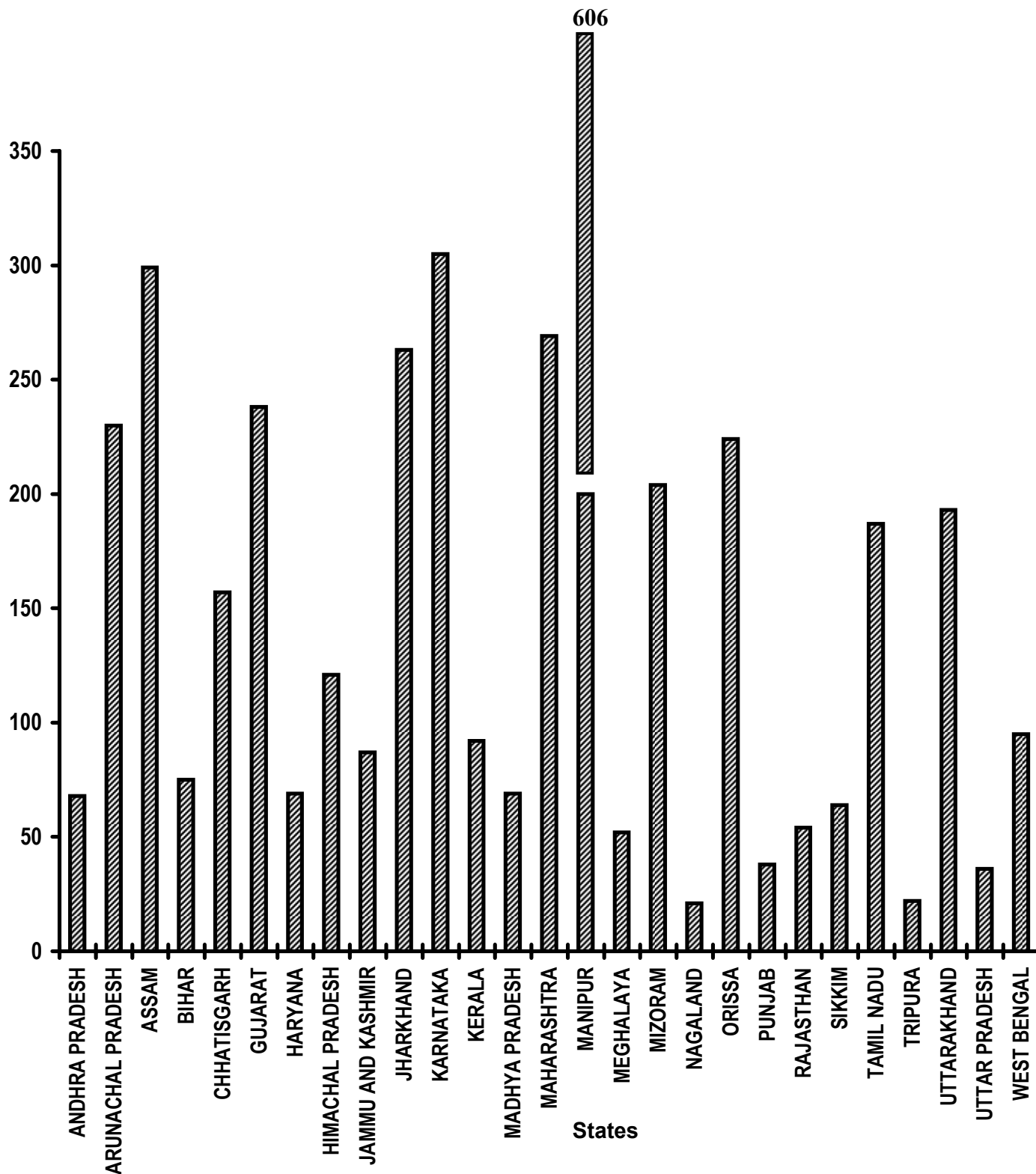


Table - 17

Rural Roads - PMGSY
Length of Road Constructed
 (Unit: Kilometer)

Sl. No.	State/UT Name	Target		Achievement April,2011-July,2011	Percent Achievement April,2011-July,2011
		2011-2012	April,2011-July,2011		
(1)	(2)	(3)	(4)	(5)	(5)/(4)
1	ANDHRA PRADESH	1,925	449	304	68
2	ARUNACHAL PRADESH	196	46	106 *	230
3	ASSAM	1,224	286	854	299
4	BIHAR	6,000	1,400	1,055	75
5	CHHATISGARH	1,500	350	549 *	157
6	GUJARAT	728	170	404	238
7	HARYANA	292	68	47	69
8	HIMACHAL PRADESH	750	175	212	121
9	JAMMU AND KASHMIR	750	175	153	87
10	JHARKHAND	1,005	234	616	263
11	KARNATAKA	1,204	281	857	305
12	KERALA	446	104	96	92
13	MADHYA PRADESH	3,719	868	598	69
14	MAHARASHTRA	1,700	397	1,068	269
15	MANIPUR	150	35	212	606
16	MEGHALAYA	100	23	12 *	52
17	MIZORAM	100	23	47	204
18	NAGALAND	200	47	10 *	21
19	ORISSA	2,400	560	1,255	224
20	PUNJAB	593	139	53	38
21	RAJASTHAN	1,795	419	226	54
22	SIKKIM	154	36	23	64
23	TAMIL NADU	1,058	247	463	187
24	TRIPURA	314	73	16	22
25	UTTARAKHAND	350	82	158	193
26	UTTAR PRADESH	3,000	700	249	36
27	WEST BENGAL	1,347	314	297	95
Grand Total		33,000	7,701	9,940	129

Very Good:(90% or above of targets)

ARUNACHAL PRADESH, ASSAM, CHHATISGARH, GUJARAT, HIMACHAL PRADESH, JHARKHAND, KARNATAKA, KERALA, MAHARASHTRA, MANIPUR, MIZORAM, ORISSA, TAMIL NADU, UTTARAKHAND, WEST BENGAL

Good:(Between 80% to 90% targets)

JAMMU AND KASHMIR

Poor:(Below 80% of targets)

ANDHRA PRADESH, BIHAR, HARYANA, MADHYA PRADESH, MEGHALAYA, NAGALAND, PUNJAB, RAJASTHAN, SIKKIM, TRIPURA, UTTAR PRADESH

*Figures furnished by M/o Rural Development

Rajiv Gandhi

Grameen Vidyutikaran Yojana-RGGVY

Villages electrified
% Achievement of Target
During April-July, 2011

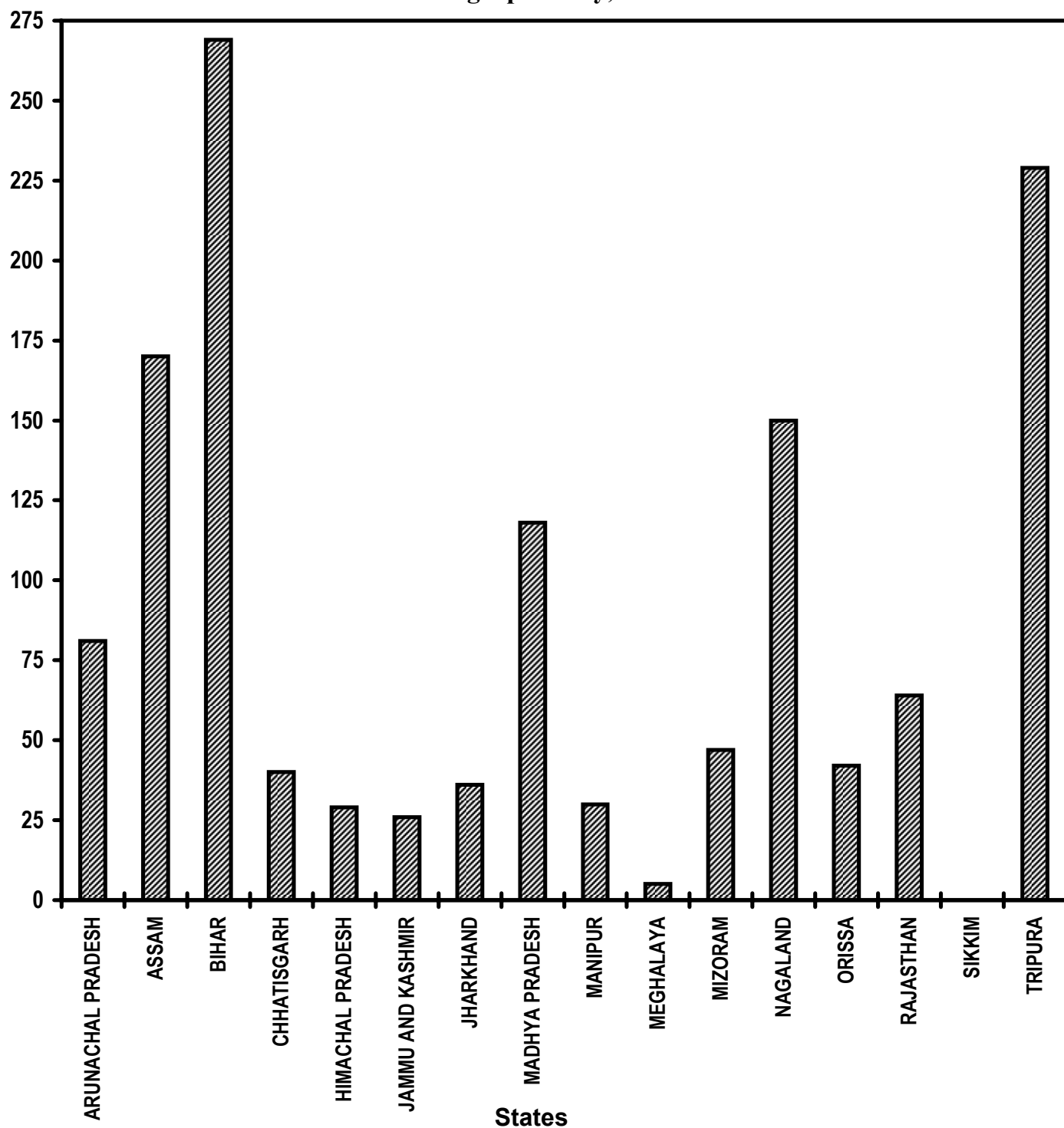


Table - 18

Rajiv Gandhi Grameen Vidyutikaran Yojana
Villages electrified
 (Unit: Number)

Sl. No.	State/UT Name	Target		Achievement April,2011-July,2011	Percent Achievement April,2011-July,2011
		2011-2012	April,2011-July,2011		
(1)	(2)	(3)	(4)	(5)	(5)/(4)
1	ARUNACHAL PRADESH	1,450	295	239 *	81
2	ASSAM	2,062	421	716	170
3	BIHAR	2,230	456	1,227	269
4	CHHATISGARH	901	187	74 *	40
5	HIMACHAL PRADESH	83	17	5	29
6	JAMMU AND KASHMIR	136	27	7*	26
7	JHARKHAND	2,141	435	156*	36
8	MADHYA PRADESH	492	98	116 *	118
9	MANIPUR	591	121	36 *	30
10	MEGHALAYA	1,616	330	16	5
11	MIZORAM	81	17	8	47
12	NAGALAND	38	8	12	150
13	ORISSA	2,174	503	209	42
14	RAJASTHAN	418	83	53	64
15	SIKKIM	5	-	6	-
16	TRIPURA	82	17	39	229
Grand Total		14,500	3,015	2,919	97

Very Good:(90% or above of targets)

ASSAM, BIHAR, MADHYA PRADESH, NAGALAND, TRIPURA

Good:(Between 80% to 90% targets)

ARUNACHAL PRADESH

Poor:(Below 80% of targets)

CHHATISGARH, HIMACHAL PRADESH, JAMMU AND KASHMIR, JHARKHAND, MANIPUR, MEGHALAYA, MIZORAM, ORISSA, RAJASTHAN

*Figures taken from MIS of RGGVY (M/o Power)

Energising Pump sets

Pumps sets energized

% Achievement of Target
During April-July, 2011

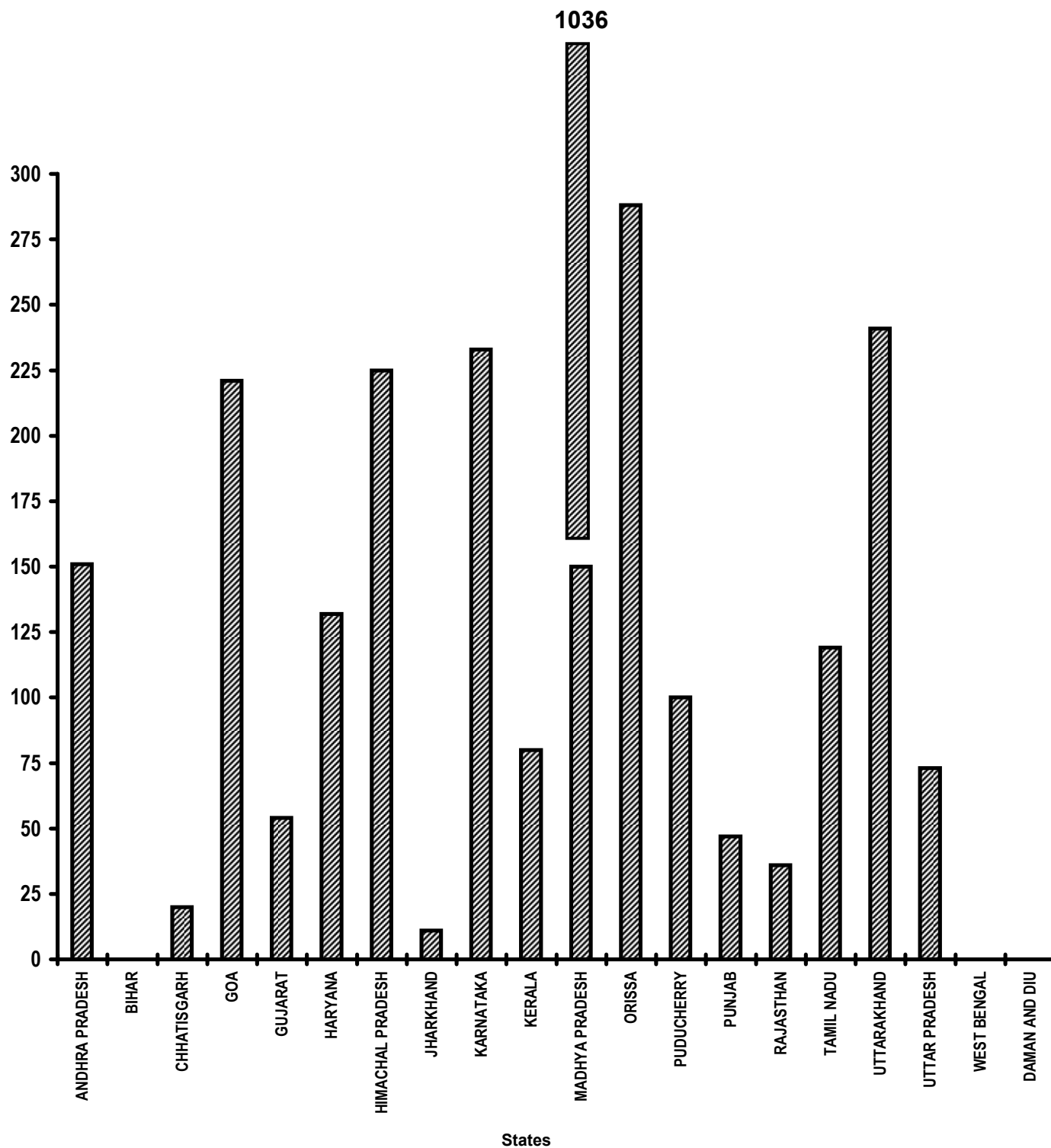


Table - 19

Energising pump sets
Pumps sets energized
 (Unit: Number)

Sl. No.	State/UT Name	Target		Achievement April,2011-July,2011	Percent Achievement April,2011-July,2011
		2011-2012	April,2011-July,2011		
(1)	(2)	(3)	(4)	(5)	(5)/(4)
1	ANDHRA PRADESH	50,000	16,666	25,086	151
2	BIHAR	2,764	921	0	0
3	CHHATISGARH	20,000	6,666	1,358	20
4	GOA	100	33	73	221
5	GUJARAT	25,000	8,333	4,462	54
6	HARYANA	19,000	6,333	8,329	132
7	HIMACHAL PRADESH *	760	252	566	225
8	JHARKHAND	22,000	7,333	775	11
9	KARNATAKA *	25,400	8,466	19,762	233
10	KERALA	12,000	4,000	3,193	80
11	MADHYA PRADESH	17,237	5,745	59,541	1,036
12	ORISSA	1,190	396	1,141	288
13	PUDUCHERRY	25	8	8	100
14	PUNJAB *	60,000	20,000	9,368	47
15	RAJASTHAN	45,000	15,000	5,342	36
16	TAMIL NADU	15,000	5,000	5,949	119
17	UTTARAKHAND *	350	116	280	241
18	UTTAR PRADESH	22,058	7,352	5,340	73
19	WEST BENGAL *	422	140	0	0
20	DAMAN AND DIU	25	8	0	0
Grand Total		3,38,331	1,12,768	1,50,573	134

Very Good:(90% or above of targets)

ANDHRA PRADESH, GOA, HARYANA, HIMACHAL PRADESH, KARNATAKA, MADHYA PRADESH, ORISSA, PUDUCHERRY, TAMIL NADU, UTTARAKHAND

Good:(Between 80% to 90% targets)

KERALA

Poor:(Below 80% of targets)

BIHAR, CHHATISGARH, GUJARAT, JHARKHAND, PUNJAB, RAJASTHAN, UTTAR PRADESH, WEST BENGAL, DAMAN AND DIU

**Figures 2010-11 repeated due to non-availability of fresh targets from concerned Nodal Ministry.*

Supply of Electricity

Electricity supplied
% Achievement of Target
During April-July, 2011

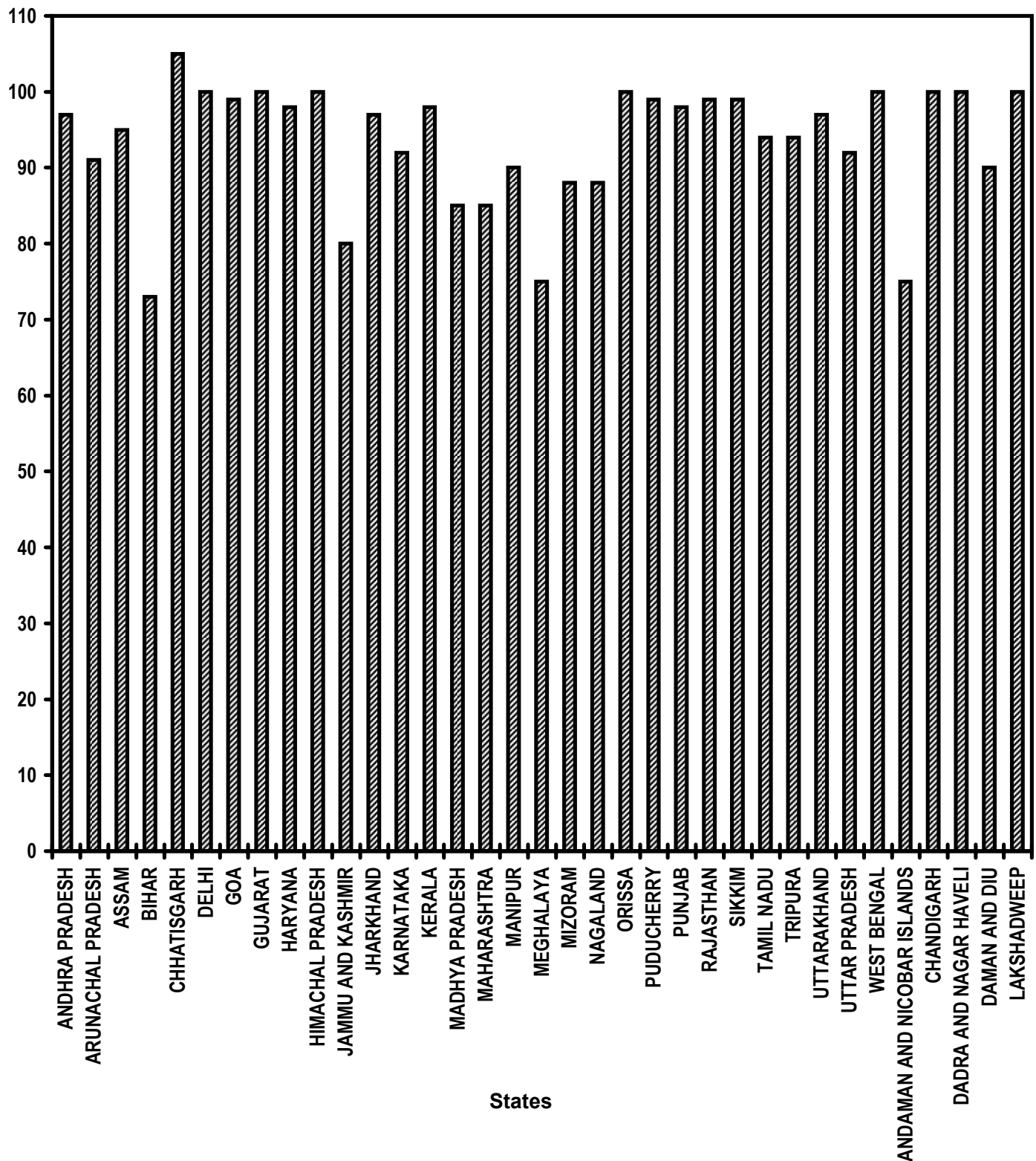


Table - 20

Supply of Electricity

Sl. No.	State/UT Name	Electricity demanded (Million Units)	Electricity supplied (Million Units)	Shortage observed (Million Units)	Percentage of Electricity Supplied
		April,2011- July,2011	April,2011- July,2011	April,2011- July,2011	
(1)	(2)	(3)	(4)	(5)	(6)
1	ANDHRA PRADESH	28,351	27,540	811	97
2	ARUNACHAL PRADESH	186	170	16	91
3	ASSAM	2,032	1,924	108	95
4	BIHAR	4,194	3,296	838	80
5	CHHATISGARH	4,509	4,423	146	97
6	DELHI	10,414	10,405	9	100
7	GOA	1,077	1,068	9	99
8	GUJARAT	25,408	25,328	80	100
9	HARYANA	12,382	12,148	234	98
10	HIMACHAL PRADESH	2,695	2,687	8	100
11	JAMMU AND KASHMIR	4,226	3,371	855	80
12	JHARKHAND	1,951	1,885	66	97
13	KARNATAKA	18,446	16,970	1,476	92
14	KERALA	6,416	6,298	118	98
15	MADHYA PRADESH	14,198	12,105	2,093	85
16	MAHARASHTRA	45,580	38,819	6,761	85
17	MANIPUR	178	160	18	90
18	MEGHALAYA	636	480	156	75
19	MIZORAM	132	116	16	88
20	NAGALAND	196	173	23	88
21	ORISSA	7,526	7,504	22	100
22	PUDUCHERRY	775	766	9	99
23	PUNJAB	17,079	16,751	328	98
24	RAJASTHAN	15,899	15,802	97	99
25	SIKKIM	117	116	1	99
26	TAMIL NADU	28,848	26,980	1,868	94
27	TRIPURA	313	295	18	94
28	UTTARAKHAND	3,543	3,442	101	97
29	UTTAR PRADESH	26,366	24,216	2,150	92
30	WEST BENGAL	13,318	13,264	54	100
31	ANDAMAN AND NICOBAR ISLANDS	80	60	20	75
32	CHANDIGARH	611	611	0	100
33	DADRA AND NAGAR HAVELI	1,504	1,497	7	100
34	DAMAN AND DIU	761	686	75	90
35	LAKSHADWEEP	12	12	0	100
Grand Total		2,99,959	2,81,368	18,591	94

Very Good:(90% or above of targets)

ANDHRA PRADESH, ARUNACHAL PRADESH, ASSAM, CHHATISGARH, DELHI, GOA, GUJARAT, HARYANA, HIMACHAL PRADESH, JHARKHAND, KARNATAKA, KERALA, MANIPUR, ORISSA, PUDUCHERRY, PUNJAB, RAJASTHAN, SIKKIM, TAMIL NADU, TRIPURA, UTTARAKHAND, UTTAR PRADESH, WEST BENGAL, CHANDIGARH, DADRA AND NAGAR HAVELI, DAMAN AND DIU, LAKSHADWEEP

Good:(Between 80% to 90% targets)

BIHAR, JAMMU AND KASHMIR, MADHYA PRADESH, MAHARASHTRA, MIZORAM, NAGALAND

Poor:(Below 80% of targets)

MEGHALAYA, ANDAMAN AND NICOBAR ISLANDS

LIST OF ITEMS COVERED UNDER (TPP) - 2006

Point No.	Item No.	Name of the Points/Items
I.		Garibi Hatao [Poverty Eradication]
		Rural Areas
	1.	Employment generation under the <i>Mahatma Gandhi National Rural Employment Guarantee Act (MGNREGA)</i>
	2.	Swaranjayanti Gram Swarajgar Yojana (SGSY)
	3.	Rural Business Hubs in Partnership with Panchayats
	4.	Self help Groups
		Urban Areas
	5.	Swaranjayanti Shehari Rojgar Yojana
II.		Jan Shakti (Power to People)
	6.	Local Self Government (Panchayati Raj and Urban Local Bodies) <ul style="list-style-type: none"> - Activity Mapping for devolution of functions - Budget Flow of Funds - Assignment of Functionaries
	7.	Quick and Inexpensive Justice – Gram Nyayalayas and Nyaya Panchayats.
	8.	District Planning Committees.
III.		Kisan Mitra [Support to Farmers]
	9.	Water shed development
	10.	Marketing and infrastructural support to farmers
	11.	Irrigation facilities (including minor and micro irrigation) for agriculture
	12.	Credit to farmers
	13.	Distribution of waste land to the landless
IV.		Shramik Kalyan [Labour Welfare]
	14.	Social Security for Agricultural and Unorganised Labour
	15.	Minimum Wages Enforcement (including Farm Labour)
	16.	Prevention of Child Labour
	17.	Welfare of Women Labour
V.		Khadya Suraksha [Food Security]
	18.	<i>Food Security:</i> <ul style="list-style-type: none"> (i) Targeted Public Distribution system, (ii) Antyodaya Anna Yojana, (iii) Establishing Grain banks in chronically food scarcity areas
VI.		Subke Liye Aawas [Housing for All]
	19	Rural Housing - Indira Awaas Yojana
	20.	EWS/LIG Houses in Urban Areas

Contd.....

Point No.	Item No.	Name of the Points/Items
VII.		Shudh Peya Jal [Clean Drinking Water]
	21.	Rural Areas. - National Rural Drinking Water Programme-(<i>NRDWP</i>)
	22.	Urban Areas: - Accelerated Urban Water Supply Programme
VIII.		Jan Jan Ka Swasthya [Health for All]
	23.	Control and prevention of major diseases: (a) HIV/AIDS (b) TB (c) Malaria (d) Leprosy (e) Blindness
	24.	National Rural Health Mission
	25.	Immunisation of Children
	26.	Sanitation Programme in - Rural Areas - Urban areas
	27.	Institutional Delivery
	28.	Prevention of Female Foeticide
	29.	Supplementary nutrition for Mothers and Children
	30.	Two Child norms
IX.		Sabke Liye Shiksha [Education for All]
	31.	Sarv Shiksha Abhiyan - Compulsory Elementary Education
	32.	Mid Day Meal Scheme
X.		Anusuchit Jaati, Jan Jaati, Alp-sankhyak evam Anya Pichhra Varg Kalyan [Welfare of Scheduled Castes, Scheduled Tribes, Minorities and OBCs]
	33.	SC Families Assisted
	34.	Rehabilitation of Scavengers
	35.	ST Families Assisted
	36.	Rights of Forest dwellers – Owners of minor forest produce
	37.	Particularly Vulnerable Tribal Groups (PTGs)
	38.	No alienation of Tribal lands
	39.	Implementation of Panchayats (Extension to Scheduled Areas) Act [PESA]
	40.	Welfare of Minorities
	41.	Professional education among all minority communities
	42.	Reservation of OBCs in - Education - Employment
XI.		Mahila Kalyan [Women Welfare]
	43.	Financial Assistance for Women Welfare
	44.	Improved participation of women in (a) Panchayats (b) Municipalities (c) State Legislatures (d) Parliament

Contd.....

Point No.	Item No.	Name of the Points/Items
XII.		Bal Kalyan (Child Welfare)
	45.	Universalisation of ICDS Scheme
	46.	Functional Anganwadis
XIII.		Yuva Vikas [Youth Development]
	47.	Sports for all in Rural and Urban areas
	48.	Rashtriya Sadbhavana Yojana
	49.	National Service Scheme (NSS)
XIV.		Basti Sudhar [Improvement of Slums]
	50.	Number of Urban poor families assisted under seven point charter viz. land tenure, housing at affordable cost, water, sanitation, health, education, and social security.
XV.		Paryavaran Sanrakshan evam Van Vridhi [Environment Protection and Afforestation]
	51.	Afforestation (a) Area Covered under Plantation on - Public and Forest Lands (b) Number of Seedlings planted on -Public and Forest Lands
	52.	Prevention of pollution of Rivers and water bodies
	53.	Solid and liquid waste management in - Rural Areas - Urban Areas
XVI.		Samajik Suraksha [Social Security]
	54.	Rehabilitation of handicapped and orphans.
	55.	Welfare of the aged
XVII.		Grameen Sadak [Rural Roads]
	56.	Rural Roads - PMGSY
XVIII.		Grameen Oorja [Energization of Rural Area]
	57.	Bio-diesel Production
	58.	Rajiv Gandhi Grameen Vidyutikaran Yojana
	59.	Renewable Energy
	60.	Energising Pump sets
	61.	Supply of Electricity
	62.	Supply of Kerosene and LPG
XIX.		Pichhara Kshetra Vikas [Development of Backward Areas]
	63.	Backward Regions Grants Fund (BRGF)
XX.		e- Shasan [IT enabled e-Governance]
	64.	Central and State Governments
	65.	Panchayats and Municipalities

ABBREVIATIONS USED

AAY	Antyodaya Anna Yojana
ARWSP	Accelerated Rural Water Supply Programme
DDRS	Deen Dayal Rehabilitation Scheme
EWS	Economically Weaker Section
IAY	Indira Awaas Yojana
ICDS	Integrated Child Development Scheme
LIG	Low Income Group
MWE	Minimum Wages Enforcement
NC	Not Covered
NREGS	National Rural Employment Guarantee Scheme
PC	Partially Covered
PMGSY	Prime Minister Grameen Sadak Yojana
SC	Scheduled Caste
RGGVY	Rajiv Gandhi Grameen Vidyutikaran Yojana
SGRY	Sampoorna Grameen Rojgar yojana
SGSY	Swaranjayanati Gram Swarojgar Yojana
SHG	Self Help Groups
ST	Scheduled Tribe
TPDS	Targeted Public Distribution system