

TWENTY POINT PROGRAMME-2006
PROGRESS REPORT
FOR
APRIL-JUNE, 2011



GOVERNMENT OF INDIA
MINISTRY OF STATISTICS AND PROGRAMME IMPLEMENTATION
SARDAR PATEL BHAWAN, SANSAD MARG,
NEW DELHI-110 001

Website: www.mospi.gov.in

CONTENTS

	Page No.
I. Introduction	i
II. List of Twenty Points	ii
III. List of Monthly Monitored Items	iii
IV. Status of receipt of targets for Monthly Monitored items	iv
V. List of items /parameters identified for appraisal	vii
VI. List of items under TPP-2006 yet to be operationalised	viii

PART-I Overall Performance Analysis

VII. Progress Report	1
VIII. Highlights of Performance	2
Table - A - All India Performance	6
Table- B - State-wise Performance	7
Table- C - State -wise and Item-wise Performance	12

PART- II Performance Tables

Table No.	Description of Item	
1	Employment Generation - <i>MGNREG</i> Scheme	22
2(A)	Swaranjayanti Gram Swarojgar Yojana (SGSY)	23
2(B)	SC, ST, Women and Disabled Swarozgaries Assisted under SGSY	25
3(A)	SHGs Formed under SGSY	26
3(B)	SHGs to whom income generating activities provided	28
4(A)	Distribution of Waste Land to the Landless	29
4(B)	Waste Land Distributed to SC, ST and others	30
5(A)	Minimum Wages Enforcement (Including Farm Labour)	31
	(i) Inspections made (ii) Irregularities detected	
	(iii) Irregularities rectified	
5(B)	Minimum Wages Enforcement (Including Farm Labour)	32
	(i) Claims Filed (ii) Claims Settled	
5(c)	Minimum Wages Enforcement (Including Farm Labour)	33
	(i) Prosecution cases pending (ii) Prosecution cases filed	
	(iii) Prosecution cases decided	
6(A)	<i>Food Security:</i> Targeted Public Distribution System (TPDS) for AAY, APL & BPL,	34
6(B)	<i>Food Security:</i> TPDS only for Antyodaya Anna Yojana (AAY)	36
6(C)	<i>Food Security:</i> TPDS only for Below Poverty Line (BPL)	38
7	Rural Housing - Indira Awaas Yojana (IAY)	40

Contd...

Table No.	Description of Item	Page No.
8	EWS/LIG Houses in Urban Areas	42
9	<i>Rural Areas- National Rural Drinking Water Programme (NRDWP)</i>	
9(A)	Coverage of Habitations (Partially Covered & Slipped back)	44
9(B)	Coverage of Water Quality Affected Habitations	46
10	Sanitation Programme in Rural Areas	48
11	Institutional Delivery	49
12	SC Families Assisted	50
13	Universalization of ICDS Scheme	52
14	Functional Anganwadis	54
15	No. of Urban Poor Families Assisted under Seven Point Charter	56
16(A)	Afforestation- Area Covered under Plantation- (Public and Forest Lands)	58
16(B)	<i>Afforestation</i> : Seedlings Planted – (Public and Forest Lands)	60
17	Rural Roads Constructed under (PMGSY)	62
18	Village Electrified under Rajiv Gandhi Grameen Vidyutikaran Yojana (RGGVY)	64
19	Energising Pump sets	66
20	Supply of Electricity	68
Annexures		
○	List of 65 items to be monitored under TPP-2006	Annexure – I 70-72
○	Abbreviations used	Annexure - II 73

Twenty Point Programme – 2006

An Introduction

The Twenty Point Programme (TPP) was launched by the Government of India in the year 1975 and restructured in 1982, 1986 and again in 2006. The restructured programme, known as Twenty Point Programme (TPP) – 2006, became operational with effect from 1st April, 2007. The Programme is meant to give a thrust to schemes relating to poverty alleviation, employment generation in rural areas, housing, education, family welfare & health, protection of environment and many other schemes having a bearing on the quality of life, especially in the rural areas.

2. The programmes and schemes under the TPP-2006 are in harmony with the priorities contained in the Millennium Development Goals (MDGs) of the United Nations and SAARC Social Charter. The original nomenclature, namely the Twenty Point Programme, which has been in existence for more than three decades and carries the stamp of familiarity among the people and administrative agencies, has been retained.

3. Twenty Point Programme (TPP) – 2006 originally consisted of 20 Points (*Appendix-1*) and 66 items being monitored individually by Central Nodal Ministries concerned. Up to 2007-08, out of 66 items, 22 items were monitored on monthly basis. From 1st April, 2008 *Sampoorna Grameen Rojgar Yojana* (SGRY) has been merged with another item namely “*National Rural Employment Guarantee Act*” which has now been renamed as *Mahatma Gandhi National Rural Employment Guarantee Act* from 31st December, 2009 therefore, SGRY has been dropped from the list of 66 items and only 65 items are now monitored under TPP-2006 since 2008-09. The list of 65 items is enclosed at *Annexure-I*.

4. Out of 65 items, 20 items (information in respect of 16 items is being collected from various States/ UTs and for remaining 4 items from the concerned Central Nodal Ministries) are being monitored on monthly basis during the period 2011-12 against the targets fixed at the beginning of financial year by the central nodal Ministries and State Governments (*Appendix-2&3*). The remaining items under TPP-2006, are being monitored on annual basis as the information in respect of these items will be made available by the concerned Central Nodal Ministries only on annual basis. These 65 items consist of about 160 identified parameters, however for the purpose of monthly performance, 19 identified parameters have been taken (*Appendix-4*).

5. Some of the schemes/programmes are yet to be operationalised by the Central Nodal Ministries concerned. These items will be monitored only after the schemes concerning them come into existence and their frequency of monitoring will be decided later. The details of such items are available at *Appendix-5*.

6. The monitoring mechanism for TPP-2006 has been widened by including block level monitoring in addition to District, State and Central level monitoring. Most of the States/Union Territories have constituted the block, district and state level monitoring committees. At the Centre, the progress of individual items is monitored and reviewed by the Departments/Ministries concerned. The Ministry of Statistics & Programme Implementation (MOSPI) monitors the Programme/ schemes covered under TPP-2006 on the basis of performance report received from State Governments/UT Administrations and central nodal Ministries.

Twenty Point Programme – 2006

List of Twenty Points

1. Garibi Hatao [Poverty Eradication]
2. Jan Shakti [Power to People]
3. Kisan Mitra [Support to Farmers]
4. Shramik Kalyan [Labour Welfare]
5. Khadya Suraksha [Food Security]
6. Subke Liye Aawas [Housing for All]
7. Shudh Peya Jal [Clean Drinking Water]
8. Jan Jan Ka Swasthya [Health for All]
9. Sabke Liye Shiksha [Education for All]
10. Anusuchit Jaati, Jan Jaati, Alp-sankhyak evam Anya Pichhra Varg Kalyan [Welfare of Scheduled Castes, Scheduled Tribes, Minorities and OBCs]
11. Mahila Kalyan [Women Welfare]
12. Bal Kalyan [Child Welfare]
13. Yuva Vikas [Youth Development]
14. Basti Sudhar [Improvement of Slums]
15. Paryavaran Sanrakshan evam Van Vridhi [Environment Protection and Afforestation]
16. Samajik Suraksha [Social Security]
17. Grameen Sadak [Rural Roads]
18. Grameen Oorja [Energization of Rural Area]
19. Pichhara Kshetra Vikas [Development of Backward Areas]
20. e- Shasan [IT enabled e-Governance]

Twenty Point Programme – 2006

Monthly Monitored Items

1. Employment Generation under the *Mahatma Gandhi National Rural Employment Guarantee Scheme (MGNREGA)*
2. Swaranjayanti Gram Swarojgar Yojana (SGSY)
3. ***Self help Groups:***
 - (i) Self help Groups formed under SGSY
 - (ii) SHGs to whom income generating activities provided under SGSY
4. Distribution of Waste land to landless
5. Minimum Wages Enforcement (Including Farm Labour)
6. ***Food Security:***
 - (i) Targeted Public Distribution System (TPDS) for AAY, APL& BPL,
 - (ii) *TPDS* only for Antyodaya Anna Yojana (AAY)
 - (iii) *TPDS* only for Below Poverty Line (BPL)
7. Rural Housing for Indira Awaas Yojana (IAY)
8. EWS/LIG Houses in Urban Areas
9. ***Rural Areas-*** National Rural Drinking Water Programme- (NRDWP)
 - (i) Coverage of Habitations (Partially Covered & Slipped back)- (*NRDWP*)
 - (ii) Coverage of Water Quality Affected Habitations – (*NRDWP*)
10. Sanitation Programme in Rural Areas
11. Institutional Delivery
12. SC Families Assisted
13. Universalisation of ICDS Scheme
14. Functional Anganwadis
15. Number of Urban poor families assisted under seven point charter viz. land tenure, housing at affordable cost, water, sanitation, health, education, and social security.
16. ***Afforestation:***
 - (a) Area Covered under Plantation on - Public and Forest Lands
 - (b) Number of Seedlings planted on -Public and Forest Lands
17. Rural Roads constructed under Prime Minister Grameen Sadak Yojana (PMGSY)
18. Village Electrified under Rajiv Gandhi Grameen Vidyutikaran Yojana (RGGVY)
19. Energising Pump sets and
20. Supply of Electricity

STATUS OF RECEIPT OF TARGETS FOR MONTHLY MONITORED ITEMS UNDER TPP-2006

Item No.	Name of the item	Parameter	Parameters/ indicators	Whether State-wise targets fixed by the concerned Administrative Ministries	Whether targets have been received	Nodal Ministry
1	Employment Generation under the <i>Mahatma Gandhi National Rural Employment Guarantee Scheme</i>	-	(i) No. of job card issued (ii) Employment generated (iii) Wages given	Targets not fixed */ not supplied by Administrative Ministry	-	Ministry of Rural Development
2	Swaranjayanti Gram Swarojgar Yojana (SGSY)	1	<i>Individual Swarozgaries Assisted</i> (i) Total (ii) SC (iii) ST (iv) Women (v) Disabled person	Targets fixed & received from Administrative Ministry	Yes	-do-
3	Self help Groups	2	SHGs under SGSY - SHGs formed - SHGs to whom income generating activities provided	Targets not fixed */ not supplied by Administrative Ministry Targets fixed & received from Administrative Ministry	- Yes	-do- -do-
4	Distribution of waste land to the landless	-	Waste Land Distributed (i) Total (ii) SC (iii) ST (iv) Others	Targets not fixed */ not supplied by Administrative Ministry	-	-do-
5	Minimum Wages Enforcement (including Farm Labour)	-	(a) <i>Agriculture and Farm workers</i> (i) Inspections made (ii) Irregularities detected (iii) Irregularities rectified (iv) Claims filed (v) claims settled (vi) Prosecution cases pending (vii) Prosecution cases filed (viii) Prosecution cases decided (b) <i>others</i>	Targets not fixed */ not supplied by Administrative Ministry	-	Ministry of Labour & Employment

ivItem No.	Name of the item	Parameter	Parameters/ indicators	Whether State-wise targets fixed by the concerned Administrative Ministries	Whether targets have been received	Nodal Ministry
6	Food Security: (i) Targeted Public Distribution System (AAY+APL+BPL) (ii) Antyodaya Anna Yojana (AAY) (iii) Below Poverty Line (BPL)	3	Allocation of Food Grains to States/UTs	Targets fixed & received from Administrative Ministry	Yes	Ministry of Consumer Affairs, Food & Public Distribution
		4	Allocation of Food Grains to States/UTs	-do-	Yes	-do-
		5	Allocation of Food Grains to States/UTs	-do-	Yes	-do-
7	Rural Housing - Indira Awaas Yojana (IAY)	6	Houses Constructed	Targets fixed & received from Administrative Ministry	Yes	Ministry of Rural Development
8	EWS/LIG Houses in Urban Areas	7	Houses Constructed	Targets fixed & received from Administrative Ministry	Yes	M/o Housing and Urban Poverty Alleviation
9	Rural Areas - <i>National Rural Drinking Water Programme</i> -(NRDWP)	8	(i) Coverage of Habitations (Partially Covered & Slipped back)- (NRDWP)	Targets fixed & received from Administrative Ministry	Yes	Ministry of Drinking Water and Sanitation
		9	(ii) Coverage of water quality affected habitations – (NRDWP)	Targets fixed & received from Administrative Ministry	Yes	-do-
10.	Sanitation Programme in Rural Areas	-	Individual Household latrines constructed	Targets not fixed */ not supplied by Administrative Ministry	-	Ministry of Drinking Water and Sanitation
11.	Institutional Delivery	-	Delivery in Institutions	Targets not fixed * / not supplied by Administrative Ministry	-	Ministry of Health & Family Welfare
12.	SC Families Assisted	10	SC Families Assisted	Targets fixed & not received from Administrative Ministry & hence target of 2007-08 taken **	No	M/o Social Justice and Empowerment
13.	Universalisation of ICDS Scheme	11	ICDS Blocks Operational (Cumulative)	Targets fixed & received from Administrative Ministry	Yes	Ministry of Women and Child Development

** Reminders were sent to Administrative Ministry to send target of 2011-12

Item No.	Name of the item	Parameter	Parameters/ indicators	Whether State-wise targets fixed by the concerned Administrative Ministries	Whether targets have been received	Nodal Ministry
14.	Functional Anganwadis	12	Anganwadis Functional (cumulative)	Targets fixed & received from Administrative Ministry	Yes	Ministry of Women and Child Development
15.	Number of Urban poor families assisted under seven point charter viz. land tenure, housing at affordable cost, water, sanitation, health, education, and social security.	13	Poor Families Assisted	Targets fixed & received from Administrative Ministry	Yes	M/o Housing and Urban Poverty Alleviation
16	Afforestation: (a) Area Covered under Plantation on - Public and Forest Lands (b) Number of Seedlings planted on -Public and Forest Lands	14	(a) Area Covered under Plantation on - Public and Forest Lands	Targets fixed & received from Administrative Ministry	Yes	Ministry of Environment and Forest
		15	(b)Number of Seedlings	Targets fixed & received from Administrative Ministry	Yes	-do-
17.	Rural Roads – PMGSY	16	Length of Road Constructed	Targets fixed & received from Administrative Ministry	Yes	Ministry of Rural Development
18.	Rajiv Gandhi Grameen Vidyutikaran Yojana (RGGVY)	17	Villages electrified	Targets fixed & received from Administrative Ministry	Yes	Ministry of Power
19.	Energising Pump sets	18	Pumpsets Energised	Targets fixed & received from Administrative Ministry	Yes Targets of 12 States have been received so far	-do-
20	Supply of Electricity	19	Electricity demanded	Targets fixed & received from Administrative Ministry	Yes	-do-

** These items where Administrative Ministries have not fixed State-wise targets are not monitored for ranking on monthly basis (only 19 parametres being monitored on monthly basis form the basis of State-wise ranking) since these are monitored without fixing of targets with reference to actual achievements as these are demand driven based.*

Twenty Point Programme – 2006

Items/Parameters identified for appraisal

For the purpose of monthly appraisal, the performance of States under TPP-2006 is evaluated on the following 19 Parameters, contained in 15 Items and as per State/UT wise targets fixed by the Central Administrative Ministries.

Items	Para- meters	Description of Item
1	1	Total No. of Individual Swarozgaries Assisted under SGSY
2	2	SHGs to whom income generating activities provided under SGSY
3	-	Food Security:
	3	(i) Targeted Public Distribution System (TPDS) for AAY, APL & BPL,
	4	(ii) TPDS only for Antyodaya Anna Yojana (AAY)
	5	(iii) TPDS only for Below Poverty Line (BPL)
4	6	Rural Housing under Indira Awaas Yojana (IAY)
5	7	EWS/LIG Houses in Urban Areas
6	-	Rural Areas: National Rural Drinking Water Programme -(NRDWP)
	8	(i) Coverage of Habitations (Partially Covered & Slipped back)- (NRDWP)
	9	(ii) Coverage of Water Quality Affected Habitations – (NRDWP)
7	10	SC Family Assisted
8	11	Universalisation of ICDS Scheme
9	12	Functional Anganwadis
10.	13	Number of Urban poor families assisted under seven point charter viz. land tenure, housing at affordable cost, water, sanitation, health, education, and social security.
11	-	Afforestation:
	14	(i) Area Covered under Plantation on- Public and Forest Lands
	15	(ii) Number of Seedlings planted on- Public and Forest Lands
12	16	Rural Roads constructed under Prime Minister Grameen Sadak Yojana (PMGSY)
13	17	Village electrified under Rajiv Gandhi Grameen Vidyutikaran Yojana (RGGVY)
14	18	Energising Pump sets and
15	19	Supply of Electricity

List of items where the concerned schemes are yet to be operationalised

(i) ***Quick and inexpensive justice–Gram Nyayalayas and Nyaya Panchayats¹***: Ministry of Panchayati Raj is consulting Central Ministries and States/UT Governments regarding draft bill on Nyaya Panchayats.

(ii) ***Sports for all in Rural and Urban Areas²***: The scheme titled “Nagar Palika Yuva Krida Aur Khel Abhiyan” for the development of sports infrastructure in urban areas is yet to be approved.

1. when operationalise will be monitored under Point No. 2 *Jan Shakti (Power to People)* (Item 6)
2. when operationalise will be monitored under Point No 13 *Yuva Vikas (Youth Development)* (Item 47)

PART - I

TWENTY POINT PROGRAMME - 2006

OVERALL PERFORMANCE ANALYSIS

Twenty Point Programme-2006

Progress Report* –(April-June, 2011)

This monthly progress report of Twenty Point Programme-2006 consists of two parts: **Part-I** contains an analysis of the overall performance, whereas **Part-II** deals with item-wise performance.

2. The report is compiled on the basis of data received from the Central Nodal Ministries and State Governments/UT Administrations. The data is received either through web enabled software developed by National Informatics Centre (NIC) Cell in this Ministry or through Fax/e-mail/post. The processing of data has been done in association with NIC Cell.

3. The analysis for the period **April-June, 2011** shows that the performance under **thirteen items** has been **‘Very Good’** (90% or above the targets). These items are:

- (i) Individual Swarozgaries Assisted under SGSY
- (ii) Urban Poor Families Assisted under Seven Point Charter
- (iii) Pumpsets Energised
- (iv) Road Constructed under Prime Minister Grameen Sadak Yojana (PMGSY)
- (v) Houses Constructed under Indira Awaas Yojana (IAY)
- (vi) SC Families Assisted
- (vii) *Food Security*: Targeted Public Distribution System only for BPL
- (viii) Habitations covered (Partially covered & Slipped back)- NRDWP
- (ix) ICDS Blocks Operational (Cum.)
- (x) *Food Security*: Targeted Public Distribution System only for AAY
- (xi) Anganwadis Functional (Cum.)
- (xii) *Food Security*: Targeted Public Distribution System for APL, BPL & AAY and
- (xiii) Supply of Electricity

4. The performance of **one item** has been **‘Good’** (80% to 90% of target). The respective item is:

- (i) SHGs Provided Income Generating Activities under SGSY

5. The performance of **five items** has been **‘Poor’** (below 80% of target). These items are:

- (i) Coverage of water quality affected habitations – NRDWP
- (ii) Village Electrified- Rajiv Gandhi Grameen Vidutikaran Yojana (RGVY)
- (iii) Houses constructed under EWS/LIG
- (iv) Seedlings Planted (Public and Forest Lands) and
- (v) Area Covered under Plantation (Public and Forest Lands)

6. Some of items under TPP-2006 namely “Mahatma Gandhi National Rural Employment Guarantee Scheme (MGNREGS), Self help Groups formed under SGSY, Sanitation Programme in Rural Area and Institutional Delivery” are demand driven and no targets are assigned by concerned nodal Ministries where as for items like “Distribution of Wasteland to the landless” & Minimum Wages Enforcement (including Farm Labour), concerned administrative Ministries are not in position to provide State/UT-wise targets as such all these items are being monitored on monthly basis without any targets but not been considered for the purpose of appraisal. In order to monitor the performance of TPDS under *Food Security* in a more purpose full manner individual monitoring of one more parameters namely BPL have been added besides existing parameters namely TPDS and AAY for monitoring on monthly basis. *The nomenclature of Accelerated Rural Water Supply Programme-ARWSP has been changed to National Rural Drinking Water Programme—(NRDWP) covering two parameters viz. (i) Coverage of Habitations (Partially Covered & Slipped back and (ii) Coverage of water quality affected habitations—(NRDWP).* The items where quarterly/ annual targets have been provided by the Ministries concerned, monthly targets have been worked out on prorata basis.

7. Information on MPR has not been received from the States of Arunachal Pradesh, Chattisgarh and Orissa despite repeated telephonic reminders till finalization of this report. Therefore the performance of the States for the month of *June, 2011* has been reported as Nil in this MPR.

* Based on monthly monitored 19 Parameters.

HIGHLIGHTS OF PERFORMANCE

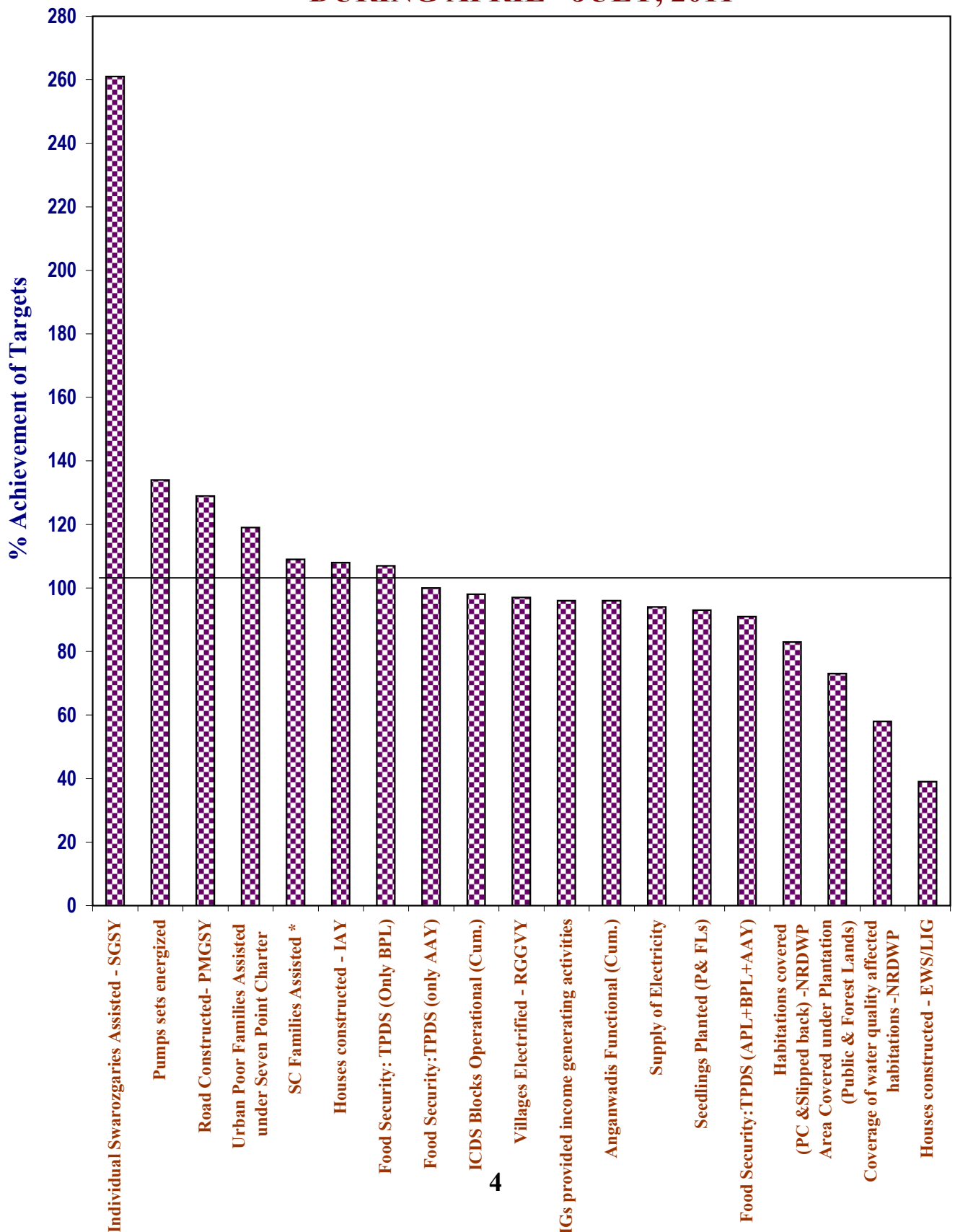
Sl. No.	Item	Achievement for April-June, 2011
1- Employment Generated under MGNREGS.		
	(i) No. of Job cards issued	16.50 lakh *
	(ii) Employment generated	51.80 crore mandays
	(iii) Wages given	Rs. 5270.45crore
2- Swaranjayanti Gram Swarozgar Yojana (SGSY)		
	No. of Individual Swarozgaries Assisted	28,262
3- Self help Groups		
	(i) No. of SHGs formed	45,699
	(ii) No. of SHGs to whom income generating activities provided under SGSY	23,956
4- Distribution of waste land to the landless		
	Land Distributed	1,046 hectare
5- Minimum Wages Enforcement (Including Farm Labour)		
	(i) No. of Inspections made	26,873
	(ii) No. of Irregularities detected	6,105
	(iii) No. of Irregularities rectified	3,781
	(iv) No. of Claims filed	5,272
	(v) No. of Claims settled	919
	(vi) No. of Prosecution cases Pending	1,838
	(vii) No. of Prosecution cases filed	13
	(viii) No. of Prosecution cases decided	83
6- Food Security: (i) TPDS (ii) AAY (iii) BPL		
	(i) Food Security: Targeted Public Distribution System (TPDS)	103.30 lakh tonnes
	(ii) Food Security: Antyodaya Anna Yojana (AAY)	24.92 lakh tonnes
	(iii) Food Security: Below Poverty Line (BPL)	45.56 lakh tonnes
7- Rural Housing-Indira Awaas Yojana		
	No. of Houses constructed	3,34,654
8- EWS/LIG Houses in Urban Areas		
	No. of Houses constructed	36,219

Contd.....

Sl. No.	Item	Achievement for April-June, 2011
9-	Rural Areas. - National Rural Drinking Water Programme-(NRDWP)	
	(i) Coverage of Habitations (Partially covered & Slipped back)- (NRDWP)	11,897
	(ii) Coverage of Water Quality Affected Habitations – (NRDWP)	1,973
10-	Sanitation Programme in Rural Areas	
	No. of Individual household latrines constructed	17.97 lakh
11-	Institutional Delivery	
	No. of Deliveries in Institutions	27.66 lakh
12-	SC Families Assisted	
	No. of SC Families Assisted	12.51 lakh
13-	Universalisation of ICDS Schemes	
	No. of ICDS Blocks Operational (Cum.)	6,773
14-	Functional Anganwadis	
	No. of Anganwadis Functional (Cum.)	12.51 lakh
15-	Number of Urban poor families assisted under seven point charter viz. land tenure, housing at affordable cost, water, sanitation, health, education, and social security.	
	No. of Poor Families Assisted	1,98,147
16-	Afforestation:	
	(i) Area Covered under Plantation (Public and Forest Lands)	59,408 hectares
	(ii) No. of Seedlings Planted (Public and Forest Lands)	471.78 Lakh
17-	Rural Road- Prime Minister Grameen Sadak Yojana (PMGSY)	
	Length of Road Constructed	8,476 Kms
18-	Rajiv Gandhi Grameen Vidyutikaran Yojana (RGGVY)	
	No. of Villages Electrified	1,314
19-	Energized Pumps sets	
	No. of Pumps sets energized	1,14,208
20-	Supply of Electricity	
	Electricity supplied	2,08,700 million units (MU)

Note:- * Some of States are reporting cumulative performance since inception but now it has been reconciled with the performance figures supplied by M/o Rural Development to set performance targets during April-June, 2011.

ALL INDIA PERFORMANCE OF TARGET ORIENTED PARAMETERS DURING APRIL - JULY, 2011



4

19 parameters are monitored for monthly performance

* Based on previous years targets as current year's target not available

ACHIEVEMENT HIGHLIGHTS

PERFORMANCE DURING APRIL-JUNE 2011

The cumulative performance during April to June, 2011 has been "Very Good" for 13 items, "Good" for 1 item, and "Poor" for 5 items.

A. "Very Good" Performance (90% or above of targets)

<u>No.</u>	<u>Items</u>	<u>% Achievement</u>
1	Individual Swarozgaries Assisted - SGSY	183
2	Urban Poor Families Assisted under Seven Point Charter	132
3	Pumps sets energized	131
4	Road Constructed- PMGSY	128
5	Houses constructed - IAY	123
6	SC Families Assisted*	105
7	Food Security: Targeted Public Distribution System (Only BPL)	105
8	Habitations covered (PC & Slipped back) - NRDWP	103
9	ICDS Blocks Operational (Cum.)	98
10	Food Security: Targeted Public Distribution system (only AAY)	97
11	Anganwadis Functional (Cum.)	96
12	Food Security: Targeted Public Distribution System (APL+BPL+AAY)	94
13	Supply of Electricity	93

B. "Good" Performance (80% to 90%)

14	SHGs provided income generating activities	85
----	--	----

C. Areas of concern-where the performance is below 80%

15	Coverage of water quality affected habitations-NRDWP	66
16	Villages Electrified - RGGVY	63
17	Houses constructed - EWS/LIG	36
18	Seedlings Planted (Public and Forest Lands)	17
19	Area Covered under Plantation (Public and Forest Lands)	14

Table - A
Targets for 2011-2012 & April-June, 2011 and achievements during the period April-June, 2011
ALL INDIA PERFORMANCE

Sl. No.	Item Description	Units	Targets		Achievements	
			2011-2012	April - June, 2011	April - June, 2011	% Achievements of Targets during April -June,2011
1	Individual Swarozgaries Assisted - SGSY	Number	1,02,972	15,445	28,262	183
2	SHGs provided income generating activities	Number	1,87,821	28,162	23,956	85
3	Food Security:Targeted Public Ditrubtion System(TPDS)	Tonnes	-	1,09,65,082	1,03,29,988	94
4	Food Security:Antyodaya Anna Yojana(AAY)	Tonnes	-	25,60,668	24,92,427	97
5	Food Security:Targeted Public Ditrubtion System (Only BPL)	Tonnes	-	43,58,832	45,56,160	105
6	Houses constructed - IAY	Number	27,26,702	2,72,646	3,34,654	123
7	Houses constructed - EWS/LIG	Number	4,00,000	99,999	36,219	36
8	Habitations covered (Partially covered & Slipped back) - NRDWP	Number	1,15,379	11,526	11,897	103
9	Coverage of water quality affected habitations - NRDWP	Number	29,790	2,975	1,973	66
10	SC Families Assisted	Number	47,74,200	11,93,521	12,50,935	105
11	ICDS Blocks Operational (Cum.)	Number	6,900	6,900	6,773	98
12	Anganwadis Functional (Cum.)	Number	13,09,298	13,09,298	12,51,103	96
13	Urban Poor Families Assisted under Seven Point Charter	Number	6,00,000	1,50,000	1,98,147	132
14	Area Covered under Plantation (Public and Forest Lands)	Hectares	17,45,580	4,36,391	59,408	14
15	Seedlings Planted (Public and Forest Lands)	Number	1,12,56,28,000	28,14,07,003	4,71,78,474	17
16	Road Constructed- PMGSY	Kilometer	33,000	6,601	8,476	128
17	Villages Electrified - RGGVY	Number	14,500	2,100	1,314	63
18	Pumps sets energized	Number	3,48,331	87,079	1,14,208	131
19	Electricity supplied	Million Units	-	2,23,517	2,08,700	93

Table - B**STATE-WISE PERFORMANCE DURING APRIL-JUNE, 2011 (PERCENT ACHIEVEMENT)**

Sl.No.	Description	ALL							
		INDIA	AP	ARP	AS	BI	CHHA.	DELHI	GOA
1	Individual Swarozgaries Assisted - SGSY	183	39	110	75	3	206	NA	42
2	SHGs provided income generating activities	85	141	0	92	35	35	NA	30
3	Food security-Targeted Public Distribution system (APL+BPL+AAY)	94	83	105	100	84	99	92	108
4	Food security-Targeted Public Distribution system (only AAY)	97	103	97	100	93	95	63	133
5	Food Security - Targeted Public Distribution System (Only BPL)	105	107	105	100	91	99	102	131
6	Houses constructed - IAY	123	345	82	154	32	99	NA	248
7	Houses constructed - EWS/LIG	36	66	0	0	0	40	1	NA
8	Habitations covered (Partially covered & Slipped back) - NRDWP	103	30	0	63	52	287	NA	NA
9	Coverage of water quality affected habitations - NRDWP	66	10	NA	69	17	101	NA	NA
10	SC Families Assisted	105	429	NA	24	213	0	36	0
11	ICDS Blocks Operational (Cum.)	98	100	97	100	100	82	119	100
12	Anganwadis Functional (Cum.)	96	98	99	97	94	75	117	100
13	Urban Poor Families Assisted under Seven Point Charter	132	949	0	73	0	0	0	NA
14	Area Covered under Plantation (Public and Forest Lands)	14	0	666	0	0	0	415	0
15	Seedlings Planted (Public and Forest Lands)	17	0	764	0	0	0	1,013	0
16	Road Constructed- PMGSY	128	67	197	349	68	166	NA	NA
17	Villages Electrified - RGGVY	63	NA	19	177	101	38	NA	NA
18	Pumps sets energized	131	131	NA	NA	0	18	NA	260
19	Supply of Electricity	93	97	91	95	79	98	100	99

NA - Not Applicable

Table - B(Contd.)

STATE-WISE PERFORMANCE DURING APRIL-JUNE 2011 (PERCENT ACHIEVEMENT)

Sl.No.	Description	ALL INDIA	GUJ	HRY	HP	J&K	JHAR.	KAR	KER
1	Individual Swarozgaries Assisted - SGSY	183	510	143	174	788	239	39	78
2	SHGs provided income generating activities	85	375	64	45	36	157	1	23
3	Food security-Targeted Public Distribution system (APL+BPL+AAY)	94	76	96	100	98	86	96	107
4	Food security-Targeted Public Distribution system (only AAY)	97	100	104	101	105	99	101	107
5	Food Security - Targeted Public Distribution System (Only BPL)	105	96	122	99	102	98	97	107
6	Houses constructed - IAY	123	107	132	10	219	598	55	128
7	Houses constructed - EWS/LIG	36	46	849	NA	NA	82	70	2
8	Habitations covered (Partially covered & Slipped back) - NRDWP	103	147	100	179	0	38	80	41
9	Coverage of water quality affected habitations - NRDWP	66	73	0	NA	0	12	31	87
10	SC Families Assisted	105	157	51	69	225	78	40	26
11	ICDS Blocks Operational (Cum.)	98	100	102	100	100	100	100	100
12	Anganwadis Functional (Cum.)	96	100	105	100	103	100	100	100
13	Urban Poor Families Assisted under Seven Point Charter	132	220	0	NA	NA	136	44	41
14	Area Covered under Plantation (Public and Forest Lands)	14	3	48	0	0	7	86	30
15	Seedlings Planted (Public and Forest Lands)	17	3	48	0	0	6	110	197
16	Road Constructed- PMGSY	128	275	59	99	73	235	277	101
17	Villages Electrified - RGGVY	63	NA	NA	8	11	38	NA	NA
18	Pumps sets energized	131	52	113	212	NA	12	179	86
19	Supply of Electricity	93	100	98	100	75	96	92	98

NA - Not Applicable

Table - B(Contd.)

STATE-WISE PERFORMANCE DURING APRIL-JUNE, 2011 (PERCENT ACHIEVEMENT)

Sl.No.	Description	ALL INDIA	MP	MAH	MANI	MEGH	MIZ	NAGA	ORI
1	Individual Swarozgaries Assisted - SGSY	183	532	142	0	21	422	0	0
2	SHGs provided income generating activities	85	92	59	20	106	239	0	6
3	Food security-Targeted Public Distribution system (APL+BPL+AADY)	94	119	86	185	111	93	110	97
4	Food security-Targeted Public Distribution system (only AADY)	97	108	88	213	100	89	108	98
5	Food Security - Targeted Public Distribution System (Only BPL)	105	144	98	203	101	93	108	100
6	Houses constructed - IAY	123	121	66	24	121	283	985	31
7	Houses constructed - EWS/LIG	36	5	19	NA	0	0	0	0
8	Habitations covered (Partially covered & Slipped back) - NRDWP	103	348	107	241	196	25	0	191
9	Coverage of water quality affected habitations - NRDWP	66	253	112	0	100	NA	0	135
10	SC Families Assisted	105	20	83	0	NA	NA	NA	1
11	ICDS Blocks Operational (Cum.)	98	100	100	100	100	100	100	98
12	Anganwadis Functional (Cum.)	96	93	87	92	100	100	100	96
13	Urban Poor Families Assisted under Seven Point Charter	132	21	16	NA	157	0	0	0
14	Area Covered under Plantation (Public and Forest Lands)	14	0	10	88	0	158	0	0
15	Seedlings Planted (Public and Forest Lands)	17	0	20	97	77	8	0	0
16	Road Constructed- PMGSY	128	69	253	607	50	225	25	233
17	Villages Electrified - RGGVY	63	120	NA	26	0	50	200	21
18	Pumps sets energized	131	1,243	NA	NA	NA	NA	NA	181
19	Supply of Electricity	93	84	85	89	73	87	87	100

NA - Not Applicable

Table - B(Contd.)

STATE-WISE PERFORMANCE DURING APRIL-JUNE 2011 (PERCENT ACHIEVEMENT)

Sl.No.	Description	ALL							
		INDIA	PUDU	PUN	RAJ	SIK	TN	TRI	UTTA.
1	Individual Swarozgaries Assisted - SGSY	183	27	249	342	1,438	117	0	120
2	SHGs provided income generating activities	85	19	53	20	47	60	174	80
3	Food security-Targeted Public Distribution system (APL+BPL+AAY)	94	91	92	100	110	103	79	99
4	Food security-Targeted Public Distribution system (only AAY)	97	102	69	99	130	102	121	84
5	Food Security - Targeted Public Distribution System (Only BPL)	105	94	93	101	101	106	116	107
6	Houses constructed - IAY	123	3	177	228	97	69	74	58
7	Houses constructed - EWS/LIG	36	0	0	6	NA	14	33	0
8	Habitations covered (Partially covered & Slipped back) - NRDWP	103	NA	73	143	60	3	NA	104
9	Coverage of water quality affected habitations - NRDWP	66	NA	0	163	NA	0	64	NA
10	SC Families Assisted	105	14	43	75	72	100	1	43
11	ICDS Blocks Operational (Cum.)	98	100	100	100	100	100	100	100
12	Anganwadis Functional (Cum.)	96	100	100	98	99	100	100	67
13	Urban Poor Families Assisted under Seven Point Charter	132	600	12	0	NA	51	119	0
14	Area Covered under Plantation (Public and Forest Lands)	14	33	0	0	14	14	180	13
15	Seedlings Planted (Public and Forest Lands)	17	33	0	0	14	6	142	18
16	Road Constructed- PMGSY	128	NA	35	61	61	199	21	201
17	Villages Electrified - RGGVY	63	NA	NA	82	NA	NA	233	NA
18	Pumps sets energized	131	33	53	27	NA	122	NA	177
19	Supply of Electricity	93	99	98	100	99	93	94	96

NA - Not Applicable

Table - B(Contd.)

STATE-WISE PERFORMANCE DURING APRIL-JUNE 2011 (PERCENT ACHIEVEMENT)

Sl.No.	Description	ALL INDIA	UP	WB	A&N	CHND.	D&N	D&D	LAKSH
1	Individual Swarozgaries Assisted - SGSY	183	393	0	8,500	NA	0	0	1,000
2	SHGs provided income generating activities	85	77	257	133	NA	0	0	0
3	Food security-Targeted Public Distribution system (APL+BPL+AAY)	94	97	86	53	96	100	135	0
4	Food security-Targeted Public Distribution system (only AAY)	97	101	73	26	19	100	68	0
5	Food Security - Targeted Public Distribution System (Only BPL)	105	116	88	101	86	111	357	0
6	Houses constructed - IAY	123	72	205	115	NA	551	182	127
7	Houses constructed - EWS/LIG	36	0	44	NA	0	NA	NA	NA
8	Habitations covered (Partially covered & Slipped back) - NRDWP	103	0	56	NA	NA	NA	NA	NA
9	Coverage of water quality affected habitations - NRDWP	66	20	0	NA	NA	NA	NA	NA
10	SC Families Assisted	105	50	15	NA	155	NA	NA	NA
11	ICDS Blocks Operational (Cum.)	98	100	81	100	100	100	100	100
12	Anganwadis Functional (Cum.)	96	97	98	99	92	82	93	100
13	Urban Poor Families Assisted under Seven Point Charter	132	0	18	NA	0	NA	NA	NA
14	Area Covered under Plantation (Public and Forest Lands)	14	9	0	7	1	0	0	120
15	Seedlings Planted (Public and Forest Lands)	17	17	0	8	3	110	4	165
16	Road Constructed- PMGSY	128	40	78	NA	NA	NA	NA	NA
17	Villages Electrified - RGGVY	63	NA	NA	NA	NA	NA	NA	NA
18	Pumps sets energized	131	54	0	NA	NA	NA	0	NA
19	Supply of Electricity	93	91	100	75	100	100	90	100

NA - Not Applicable

Table - C

Items in which the States/UTs performance is Very Good (90% and above),
Good (80% to 90%) and Poor (below 80%) during the period
April to June, 2011

1. ANDHRA PRADESH

Very Good

SHGs provided income generating activities, Food Security:Antodaya Anna Yojana(AAY), Food Security:Targeted Public Distribution System (Only BPL), Houses constructed - IAY, SC Families Assisted, ICDS Blocks Operational (Cum.), Anganwadis Functional (Cum.), Urban Poor Families Assisted under Seven Point Charter, Pumps sets energized, Electricity supplied

Good

Food Security:Targeted Public Distribution System(TPDS)

Poor

Individual Swarozgaries Assisted - SGSY, Houses constructed - EWS/LIG, Habitations covered (Partially covered & Slipped back) - NRDWP, Coverage of water quality affected habitations - NRDWP, Area Covered under Plantation (Public and Forest Lands), Seedlings Planted (Public and Forest Lands), Road Constructed- PMGSY

2. ARUNACHAL PRADESH

Very Good

Individual Swarozgaries Assisted - SGSY, Food Security:Targeted Public Distribution System(TPDS), Food Security:Antodaya Anna Yojana(AAY), Food Security:Targeted Public Distribution System (Only BPL), ICDS Blocks Operational (Cum.), Anganwadis Functional (Cum.), Area Covered under Plantation (Public and Forest Lands), Seedlings Planted (Public and Forest Lands), Road Constructed- PMGSY, Electricity supplied

Good

Houses constructed - IAY

Poor

SHGs provided income generating activities, Houses constructed - EWS/LIG, Habitations covered (Partially covered & Slipped back) - NRDWP, Urban Poor Families Assisted under Seven Point Charter, Villages Electrified - RGGVY

3. ASSAM

Very Good

SHGs provided income generating activities, Food Security:Targeted Public Distribution System(TPDS), Food Security:Antodaya Anna Yojana(AAY), Food Security:Targeted Public Distribution System (Only BPL), Houses constructed - IAY, ICDS Blocks Operational (Cum.), Anganwadis Functional (Cum.), Road Constructed- PMGSY, Villages Electrified - RGGVY, Electricity supplied

Poor

Individual Swarozgaries Assisted - SGSY, Houses constructed - EWS/LIG, Habitations covered (Partially covered & Slipped back) - NRDWP, Coverage of water quality affected habitations - NRDWP, SC Families Assisted, Urban Poor Families Assisted under Seven Point Charter, Area Covered under Plantation (Public and Forest Lands), Seedlings Planted (Public and Forest Lands)

4. BIHAR

Very Good

Food Security:Antodaya Anna Yojana(AAY), Food Security:Targeted Public Distribution System (Only BPL), SC Families Assisted, ICDS Blocks Operational (Cum.), Anganwadis Functional (Cum.), Villages Electrified - RGGVY

Good

Food Security:Targeted Public Distribution System(TPDS)

Poor

Individual Swarozgaries Assisted - SGSY, SHGs provided income generating activities, Houses constructed - IAY, Houses constructed - EWS/LIG, Habitations covered (Partially covered & Slipped back) - NRDWP, Coverage of water quality affected habitations - NRDWP, Urban Poor Families Assisted under Seven Point Charter, Area Covered under Plantation (Public and Forest Lands), Seedlings Planted (Public and Forest Lands), Road Constructed- PMGSY, Pumps sets energized, Electricity supplied

Table - C (Contd..)

5. CHHATISGARH

Very Good

Individual Swarozgaries Assisted - SGSY, Food Security:Targeted Public Distribution System(TPDS), Food Security:Antodaya Anna Yojana(AAY), Food Security:Targeted Public Distribution System (Only BPL), Houses constructed - IAY, Habitations covered (Partially covered & Slipped back) - NRDWP, Coverage of water quality affected habitations - NRDWP, Road Constructed- PMGSY, Electricity supplied

Good

ICDS Blocks Operational (Cum.)

Poor

SHGs provided income generating activities, Houses constructed - EWS/LIG, SC Families Assisted, Anganwadis Functional (Cum.), Urban Poor Families Assisted under Seven Point Charter, Area Covered under Plantation (Public and Forest Lands), Seedlings Planted (Public and Forest Lands), Villages Electrified - RGGVY, Pumps sets energized

6. DELHI

Very Good

Food Security:Targeted Public Distribution System(TPDS), Food Security:Targeted Public Distribution System (Only BPL), ICDS Blocks Operational (Cum.), Anganwadis Functional (Cum.), Area Covered under Plantation (Public and Forest Lands), Seedlings Planted (Public and Forest Lands), Electricity supplied

Poor

Food Security:Antodaya Anna Yojana(AAY), Houses constructed - EWS/LIG, SC Families Assisted, Urban Poor Families Assisted under Seven Point Charter

7. GOA

Very Good

Food Security:Targeted Public Distribution System(TPDS), Food Security:Antodaya Anna Yojana(AAY), Food Security:Targeted Public Distribution System (Only BPL), Houses constructed - IAY, ICDS Blocks Operational (Cum.), Anganwadis Functional (Cum.), Pumps sets energized, Electricity supplied

Poor

Individual Swarozgaries Assisted - SGSY, SHGs provided income generating activities, SC Families Assisted, Area Covered under Plantation (Public and Forest Lands), Seedlings Planted (Public and Forest Lands)

8. GUJARAT

Very Good

Individual Swarozgaries Assisted - SGSY, SHGs provided income generating activities, Food Security:Antodaya Anna Yojana(AAY), Food Security:Targeted Public Distribution System (Only BPL), Houses constructed - IAY, Habitations covered (Partially covered & Slipped back) - NRDWP, SC Families Assisted, ICDS Blocks Operational (Cum.), Anganwadis Functional (Cum.), Urban Poor Families Assisted under Seven Point Charter, Road Constructed- PMGSY, Electricity supplied

Poor

Food Security:Targeted Public Distribution System(TPDS), Houses constructed - EWS/LIG, Coverage of water quality affected habitations - NRDWP, Area Covered under Plantation (Public and Forest Lands), Seedlings Planted (Public and Forest Lands), Pumps sets energized

Table - C (Contd..)

9. HARYANA

Very Good

Individual Swarozgaries Assisted - SGSY, Food Security:Targeted Public Distribution System(TPDS), Food Security:Antodaya Anna Yojana(AAY), Food Security:Targeted Public Distribution System (Only BPL), Houses constructed - IAY, Houses constructed - EWS/LIG, Habitations covered (Partially covered & Slipped back) - NRDWP, ICDS Blocks Operational (Cum.), Anganwadis Functional (Cum.), Pumps sets energized, Electricity supplied

Poor

SHGs provided income generating activities, Coverage of water quality affected habitations - NRDWP, SC Families Assisted, Urban Poor Families Assisted under Seven Point Charter, Area Covered under Plantation (Public and Forest Lands), Seedlings Planted (Public and Forest Lands), Road Constructed- PMGSY

10. HIMACHAL PRADESH

Very Good

Individual Swarozgaries Assisted - SGSY, Food Security:Targeted Public Distribution System(TPDS), Food Security:Antodaya Anna Yojana(AAY), Food Security:Targeted Public Distribution System (Only BPL), Habitations covered (Partially covered & Slipped back) - NRDWP, ICDS Blocks Operational (Cum.), Anganwadis Functional (Cum.), Road Constructed- PMGSY, Pumps sets energized, Electricity supplied

Poor

SHGs provided income generating activities, Houses constructed - IAY, SC Families Assisted, Area Covered under Plantation (Public and Forest Lands), Seedlings Planted (Public and Forest Lands), Villages Electrified - RGGVY

11. JAMMU AND KASHMIR

Very Good

Individual Swarozgaries Assisted - SGSY, Food Security:Targeted Public Distribution System(TPDS), Food Security:Antodaya Anna Yojana(AAY), Food Security:Targeted Public Distribution System (Only BPL), Houses constructed - IAY, SC Families Assisted, ICDS Blocks Operational (Cum.), Anganwadis Functional (Cum.)

Poor

SHGs provided income generating activities, Habitations covered (Partially covered & Slipped back) - NRDWP, Coverage of water quality affected habitations - NRDWP, Area Covered under Plantation (Public and Forest Lands), Seedlings Planted (Public and Forest Lands), Road Constructed- PMGSY, Villages Electrified - RGGVY, Electricity supplied

12. JHARKHAND

Very Good

Individual Swarozgaries Assisted - SGSY, SHGs provided income generating activities, Food Security:Antodaya Anna Yojana(AAY), Food Security:Targeted Public Distribution System (Only BPL), Houses constructed - IAY, ICDS Blocks Operational (Cum.), Anganwadis Functional (Cum.), Urban Poor Families Assisted under Seven Point Charter, Road Constructed- PMGSY, Electricity supplied

Good

Food Security:Targeted Public Distribution System(TPDS), Houses constructed - EWS/LIG

Poor

Habitations covered (Partially covered & Slipped back) - NRDWP, Coverage of water quality affected habitations - NRDWP, SC Families Assisted, Area Covered under Plantation (Public and Forest Lands), Seedlings Planted (Public and Forest Lands), Villages Electrified - RGGVY, Pumps sets energized

Table - C (Contd..)

13. KARNATAKA

Very Good

Food Security:Targeted Public Distribution System(TPDS), Food Security:Antodaya Anna Yojana(AAY), Food Security:Targeted Public Distribution System (Only BPL), ICDS Blocks Operational (Cum.), Anganwadis Functional (Cum.), Seedlings Planted (Public and Forest Lands), Road Constructed- PMGSY, Pumps sets energized, Electricity supplied

Good

Habitations covered (Partially covered & Slipped back) - NRDWP, Area Covered under Plantation (Public and Forest Lands)

Poor

Individual Swarozgaries Assisted - SGSY, SHGs provided income generating activities, Houses constructed - IAY, Houses constructed - EWS/LIG, Coverage of water quality affected habitations - NRDWP, SC Families Assisted, Urban Poor Families Assisted under Seven Point Charter

14. KERALA

Very Good

Food Security:Targeted Public Distribution System(TPDS), Food Security:Antodaya Anna Yojana(AAY), Food Security:Targeted Public Distribution System (Only BPL), Houses constructed - IAY, ICDS Blocks Operational (Cum.), Anganwadis Functional (Cum.), Seedlings Planted (Public and Forest Lands), Road Constructed- PMGSY, Electricity supplied

Good

Coverage of water quality affected habitations - NRDWP, Pumps sets energized

Poor

Individual Swarozgaries Assisted - SGSY, SHGs provided income generating activities, Houses constructed - EWS/LIG, Habitations covered (Partially covered & Slipped back) - NRDWP, SC Families Assisted, Urban Poor Families Assisted under Seven Point Charter, Area Covered under Plantation (Public and Forest Lands)

15. MADHYA PRADESH

Very Good

Individual Swarozgaries Assisted - SGSY, SHGs provided income generating activities, Food Security:Targeted Public Distribution System(TPDS), Food Security:Antodaya Anna Yojana(AAY), Food Security:Targeted Public Distribution System (Only BPL), Houses constructed - IAY, Habitations covered (Partially covered & Slipped back) - NRDWP, Coverage of water quality affected habitations - NRDWP, ICDS Blocks Operational (Cum.), Anganwadis Functional (Cum.), Villages Electrified - RGGVY, Pumps sets energized

Good

Electricity supplied

Poor

Houses constructed - EWS/LIG, SC Families Assisted, Urban Poor Families Assisted under Seven Point Charter, Area Covered under Plantation (Public and Forest Lands), Seedlings Planted (Public and Forest Lands), Road Constructed- PMGSY

16. MAHARASHTRA

Very Good

Individual Swarozgaries Assisted - SGSY, Food Security:Targeted Public Distribution System (Only BPL), Habitations covered (Partially covered & Slipped back) - NRDWP, Coverage of water quality affected habitations - NRDWP, ICDS Blocks Operational (Cum.), Road Constructed- PMGSY

Good

Food Security:Targeted Public Distribution System(TPDS), Food Security:Antodaya Anna Yojana(AAY), SC Families Assisted, Anganwadis Functional (Cum.), Electricity supplied

Poor

SHGs provided income generating activities, Houses constructed - IAY, Houses constructed - EWS/LIG, Urban Poor Families Assisted under Seven Point Charter, Area Covered under Plantation (Public and Forest Lands), Seedlings Planted (Public and Forest Lands)

Table - C (Contd..)

17. MANIPUR

Very Good

Food Security:Targeted Public Distribution System(TPDS), Food Security:Antodaya Anna Yojana(AAY), Food Security:Targeted Public Distribution System (Only BPL), Habitations covered (Partially covered & Slipped back) - NRDWP, ICDS Blocks Operational (Cum.), Anganwadis Functional (Cum.), Seedlings Planted (Public and Forest Lands), Road Constructed- PMGSY

Good

Area Covered under Plantation (Public and Forest Lands), Electricity supplied

Poor

Individual Swarozgaries Assisted - SGSY, SHGs provided income generating activities, Houses constructed - IAY, Coverage of water quality affected habitations - NRDWP, SC Families Assisted, Villages Electrified - RGGVY

18. MEGHALAYA

Very Good

SHGs provided income generating activities, Food Security:Targeted Public Distribution System(TPDS), Food Security:Antodaya Anna Yojana(AAY), Food Security:Targeted Public Distribution System (Only BPL), Houses constructed - IAY, Habitations covered (Partially covered & Slipped back) - NRDWP, Coverage of water quality affected habitations - NRDWP, ICDS Blocks Operational (Cum.), Anganwadis Functional (Cum.), Urban Poor Families Assisted under Seven Point Charter

Poor

Individual Swarozgaries Assisted - SGSY, Houses constructed - EWS/LIG, Area Covered under Plantation (Public and Forest Lands), Seedlings Planted (Public and Forest Lands), Road Constructed- PMGSY, Villages Electrified - RGGVY, Electricity supplied

19. MIZORAM

Very Good

Individual Swarozgaries Assisted - SGSY, SHGs provided income generating activities, Food Security:Targeted Public Distribution System(TPDS), Food Security:Targeted Public Distribution System (Only BPL), Houses constructed - IAY, ICDS Blocks Operational (Cum.), Anganwadis Functional (Cum.), Area Covered under Plantation (Public and Forest Lands), Road Constructed- PMGSY

Good

Food Security:Antodaya Anna Yojana(AAY), Electricity supplied

Poor

Houses constructed - EWS/LIG, Habitations covered (Partially covered & Slipped back) - NRDWP, Urban Poor Families Assisted under Seven Point Charter, Seedlings Planted (Public and Forest Lands), Villages Electrified - RGGVY

20. NAGALAND

Very Good

Food Security:Targeted Public Distribution System(TPDS), Food Security:Antodaya Anna Yojana(AAY), Food Security:Targeted Public Distribution System (Only BPL), Houses constructed - IAY, ICDS Blocks Operational (Cum.), Anganwadis Functional (Cum.), Villages Electrified - RGGVY

Good

Electricity supplied

Poor

Individual Swarozgaries Assisted - SGSY, SHGs provided income generating activities, Houses constructed - EWS/LIG, Habitations covered (Partially covered & Slipped back) - NRDWP, Coverage of water quality affected habitations - NRDWP, Urban Poor Families Assisted under Seven Point Charter, Area Covered under Plantation (Public and Forest Lands), Seedlings Planted (Public and Forest Lands), Road Constructed- PMGSY

Table - C (Contd..)

21. ORISSA

Very Good

Food Security:Targeted Public Distribution System(TPDS), Food Security:Antodaya Anna Yojana(AAY), Food Security:Targeted Public Distribution System (Only BPL), Habitations covered (Partially covered & Slipped back) - NRDWP, Coverage of water quality affected habitations - NRDWP, ICDS Blocks Operational (Cum.), Anganwadis Functional (Cum.), Road Constructed- PMGSY, Pumps sets energized, Electricity supplied

Poor

Individual Swarozgaries Assisted - SGSY, SHGs provided income generating activities, Houses constructed - IAY, Houses constructed - EWS/LIG, SC Families Assisted, Urban Poor Families Assisted under Seven Point Charter, Area Covered under Plantation (Public and Forest Lands), Seedlings Planted (Public and Forest Lands), Villages Electrified - RGGVY

22. PUDUCHERRY

Very Good

Food Security:Targeted Public Distribution System(TPDS), Food Security:Antodaya Anna Yojana(AAY), Food Security:Targeted Public Distribution System (Only BPL), ICDS Blocks Operational (Cum.), Anganwadis Functional (Cum.), Urban Poor Families Assisted under Seven Point Charter, Electricity supplied

Poor

Individual Swarozgaries Assisted - SGSY, SHGs provided income generating activities, Houses constructed - IAY, Houses constructed - EWS/LIG, SC Families Assisted, Area Covered under Plantation (Public and Forest Lands), Seedlings Planted (Public and Forest Lands), Pumps sets energized

23. PUNJAB

Very Good

Individual Swarozgaries Assisted - SGSY, Food Security:Targeted Public Distribution System(TPDS), Food Security:Targeted Public Distribution System (Only BPL), Houses constructed - IAY, ICDS Blocks Operational (Cum.), Anganwadis Functional (Cum.), Electricity supplied

Poor

SHGs provided income generating activities, Food Security:Antodaya Anna Yojana(AAY), Houses constructed - EWS/LIG, Habitations covered (Partially covered & Slipped back) - NRDWP, Coverage of water quality affected habitations - NRDWP, SC Families Assisted, Urban Poor Families Assisted under Seven Point Charter, Area Covered under Plantation (Public and Forest Lands), Seedlings Planted (Public and Forest Lands), Road Constructed- PMGSY, Pumps sets energized

24. RAJASTHAN

Very Good

Individual Swarozgaries Assisted - SGSY, Food Security:Targeted Public Distribution System(TPDS), Food Security:Antodaya Anna Yojana(AAY), Food Security:Targeted Public Distribution System (Only BPL), Houses constructed - IAY, Habitations covered (Partially covered & Slipped back) - NRDWP, Coverage of water quality affected habitations - NRDWP, ICDS Blocks Operational (Cum.), Anganwadis Functional (Cum.), Electricity supplied

Good

Villages Electrified - RGGVY

Poor

SHGs provided income generating activities, Houses constructed - EWS/LIG, SC Families Assisted, Urban Poor Families Assisted under Seven Point Charter, Area Covered under Plantation (Public and Forest Lands), Seedlings Planted (Public and Forest Lands), Road Constructed- PMGSY, Pumps sets energized

Table - C (Contd..)

25. SIKKIM

Very Good

Individual Swarozgaries Assisted - SGSY, Food Security:Targeted Public Distribution System(TPDS), Food Security:Antodaya Anna Yojana(AAY), Food Security:Targeted Public Distribution System (Only BPL), Houses constructed - IAY, ICDS Blocks Operational (Cum.), Anganwadis Functional (Cum.), Electricity supplied

Poor

SHGs provided income generating activities, Habitations covered (Partially covered & Slipped back) - NRDWP, SC Families Assisted, Area Covered under Plantation (Public and Forest Lands), Seedlings Planted (Public and Forest Lands), Road Constructed- PMGSY

26. TAMIL NADU

Very Good

Individual Swarozgaries Assisted - SGSY, Food Security:Targeted Public Distribution System(TPDS), Food Security:Antodaya Anna Yojana(AAY), Food Security:Targeted Public Distribution System (Only BPL), SC Families Assisted, ICDS Blocks Operational (Cum.), Anganwadis Functional (Cum.), Road Constructed- PMGSY, Pumps sets energized, Electricity supplied

Poor

SHGs provided income generating activities, Houses constructed - IAY, Houses constructed - EWS/LIG, Habitations covered (Partially covered & Slipped back) - NRDWP, Coverage of water quality affected habitations - NRDWP, Urban Poor Families Assisted under Seven Point Charter, Area Covered under Plantation (Public and Forest Lands), Seedlings Planted (Public and Forest Lands)

27. TRIPURA

Very Good

SHGs provided income generating activities, Food Security:Antodaya Anna Yojana(AAY), Food Security:Targeted Public Distribution System (Only BPL), ICDS Blocks Operational (Cum.), Anganwadis Functional (Cum.), Urban Poor Families Assisted under Seven Point Charter, Area Covered under Plantation (Public and Forest Lands), Seedlings Planted (Public and Forest Lands), Villages Electrified - RGGVY, Electricity supplied

Poor

Individual Swarozgaries Assisted - SGSY, Food Security:Targeted Public Distribution System(TPDS), Houses constructed - IAY, Houses constructed - EWS/LIG, Coverage of water quality affected habitations - NRDWP, SC Families Assisted, Road Constructed- PMGSY

28. UTTARAKHAND

Very Good

Individual Swarozgaries Assisted - SGSY, Food Security:Targeted Public Distribution System(TPDS), Food Security:Targeted Public Distribution System (Only BPL), Habitations covered (Partially covered & Slipped back) - NRDWP, ICDS Blocks Operational (Cum.), Road Constructed- PMGSY, Pumps sets energized, Electricity supplied

Good

SHGs provided income generating activities, Food Security:Antodaya Anna Yojana(AAY)

Poor

Houses constructed - IAY, Houses constructed - EWS/LIG, SC Families Assisted, Anganwadis Functional (Cum.), Urban Poor Families Assisted under Seven Point Charter, Area Covered under Plantation (Public and Forest Lands), Seedlings Planted (Public and Forest Lands)

Table - C (Contd..)

29. UTTAR PRADESH

Very Good

Individual Swarozgaries Assisted - SGSY, Food Security:Targeted Public Distribution System(TPDS), Food Security:Antodaya Anna Yojana(AAY), Food Security:Targeted Public Distribution System (Only BPL), ICDS Blocks Operational (Cum.), Anganwadis Functional (Cum.), Electricity supplied

Poor

SHGs provided income generating activities, Houses constructed - IAY, Houses constructed - EWS/LIG, Habitations covered (Partially covered & Slipped back) - NRDWP, Coverage of water quality affected habitations - NRDWP, SC Families Assisted, Urban Poor Families Assisted under Seven Point Charter, Area Covered under Plantation (Public and Forest Lands), Seedlings Planted (Public and Forest Lands), Road Constructed- PMGSY, Pumps sets energized

30. WEST BENGAL

Very Good

SHGs provided income generating activities, Houses constructed - IAY, Anganwadis Functional (Cum.), Electricity supplied

Good

Food Security:Targeted Public Distribution System(TPDS), Food Security:Targeted Public Distribution System (Only BPL), ICDS Blocks Operational (Cum.)

Poor

Individual Swarozgaries Assisted - SGSY, Food Security:Antodaya Anna Yojana(AAY), Houses constructed - EWS/LIG, Habitations covered (Partially covered & Slipped back) - NRDWP, Coverage of water quality affected habitations - NRDWP, SC Families Assisted, Urban Poor Families Assisted under Seven Point Charter, Area Covered under Plantation (Public and Forest Lands), Seedlings Planted (Public and Forest Lands), Road Constructed- PMGSY, Pumps sets energized

31. ANDAMAN AND NICOBAR ISLANDS

Very Good

Individual Swarozgaries Assisted - SGSY, SHGs provided income generating activities, Food Security:Targeted Public Distribution System (Only BPL), Houses constructed - IAY, ICDS Blocks Operational (Cum.), Anganwadis Functional (Cum.)

Poor

Food Security:Targeted Public Distribution System(TPDS), Food Security:Antodaya Anna Yojana(AAY), Area Covered under Plantation (Public and Forest Lands), Seedlings Planted (Public and Forest Lands), Electricity supplied

32. CHANDIGARH

Very Good

Food Security:Targeted Public Distribution System(TPDS), SC Families Assisted, ICDS Blocks Operational (Cum.), Anganwadis Functional (Cum.), Electricity supplied

Good

Food Security:Targeted Public Distribution System (Only BPL)

Poor

Food Security:Antodaya Anna Yojana(AAY), Houses constructed - EWS/LIG, Urban Poor Families Assisted under Seven Point Charter, Area Covered under Plantation (Public and Forest Lands), Seedlings Planted (Public and Forest Lands)

Table - C (Contd..)

33. DADRA AND NAGAR HAVELI

Very Good

Food Security:Targeted Public Distribution System(TPDS), Food Security:Antodaya Anna Yojana(AAY), Food Security:Targeted Public Distribution System (Only BPL), Houses constructed - IAY, ICDS Blocks Operational (Cum.), Seedlings Planted (Public and Forest Lands), Electricity supplied

Good

Anganwadis Functional (Cum.)

Poor

Individual Swarozgaries Assisted - SGSY, SHGs provided income generating activities, Area Covered under Plantation (Public and Forest Lands)

34. DAMAN AND DIU

Very Good

Food Security:Targeted Public Distribution System(TPDS), Food Security:Targeted Public Distribution System (Only BPL), Houses constructed - IAY, ICDS Blocks Operational (Cum.), Anganwadis Functional (Cum.), Electricity supplied

Poor

Individual Swarozgaries Assisted - SGSY, SHGs provided income generating activities, Food Security:Antodaya Anna Yojana(AAY), Area Covered under Plantation (Public and Forest Lands), Seedlings Planted (Public and Forest Lands), Pumps sets energized

35. LAKSHADWEEP

Very Good

Individual Swarozgaries Assisted - SGSY, Houses constructed - IAY, ICDS Blocks Operational (Cum.), Anganwadis Functional (Cum.), Area Covered under Plantation (Public and Forest Lands), Seedlings Planted (Public and Forest Lands), Electricity supplied

Poor

SHGs provided income generating activities, Food Security:Targeted Public Distribution System(TPDS), Food Security:Antodaya Anna Yojana(AAY), Food Security:Targeted Public Distribution System (Only BPL)

PART - II

TWENTY POINT PROGRAMME - 2006

ITEM-WISE PERFORMANCE TABLES

Table - 1

Employment generation under the MGNREG Scheme

Sl. No.	State/UT Name	No. of job cards issued (Number) April,2011-June,2011	Employment generated (Number) April,2011-June,2011	Wages given (Rupees) April,2011-June,2011
(1)	(2)	(3)	(4)	(5)
1	ANDHRA PRADESH	77,871	11,27,57,000	11,42,29,00,000
2	ARUNACHAL PRADESH	0	0	0
3	ASSAM	54873*	50,11,000	65,14,30,000
4	BIHAR	24,147	0	0
5	CHHATISGARH	89799*	2,04,00,000	2,63,97,00,000
6	DELHI	0	0	0
7	GOA	2,854	69,708	1,07,64,000
8	GUJARAT	45,218	51,42,000	55,40,57,000
9	HARYANA	20,636	13,82,000	26,34,13,000
10	HIMACHAL PRADESH	22444*	27,59,000	41,05,26,000
11	JAMMU AND KASHMIR	47,164	37,73,900	51,95,50,000
12	JHARKHAND	36,699	1,44,98,562	1,84,58,10,668
13	KARNATAKA	0	25,84,000	87,24,94,000
14	KERALA	5,10,740	7,06,140	10,54,09,000
15	MADHYA PRADESH	72594*	10,79,19,000	9,07,05,88,000
16	MAHARASHTRA	99068*	16,58,818	40,97,94,000
17	MANIPUR	11288*	17,27,000	27,27,19,000
18	MEGHALAYA	32773*	11,84,000	18,45,25,000
19	MIZORAM	6518*	35,23,000	45,44,21,000
20	NAGALAND	30,000	2,43,000	2,86,59,000
21	ORISSA	12,065	30,35,000	37,31,41,000
22	PUDUCHERRY	0	2,71,810	27,89,000
23	PUNJAB	21894*	8,34,000	16,16,10,000
24	RAJASTHAN	91130*	8,26,89,000	6,73,44,85,000
25	SIKKIM	731	7,83,647	10,30,98,000
26	TAMIL NADU	58,802	6,29,98,100	5,85,33,43,400
27	TRIPURA	1556*	25,087	40,25,752
28	UTTARAKHAND	8,257	30,41,380	36,49,70,000
29	UTTAR PRADESH	1,90,882	6,05,52,000	6,81,44,70,000
30	WEST BENGAL	78,943	1,83,50,000	2,55,73,44,000
31	ANDAMAN AND NICOBAR ISLANDS	619	82,490	1,65,44,000
32	CHANDIGARH	0	0	0
33	DADRA AND NAGAR HAVELI	0	2,500	0
34	DAMAN AND DIU	0	0	0
35	LAKSHADWEEP	413*	792	19,42,000
Grand Total		16,49,978	51,80,03,934	52,70,45,21,820

**Note:- Some of states are reporting cumulative performance since inception but now it has been reconciled with the performance figures supplied by the M/o Rural Development to set performance targets during April- June 2011.*

Swaranjayanti Gram Swarojgar Yojana (SGSY)

Individual Swarozgaries Assisted

% Achievement of Target

During April-June, 2011

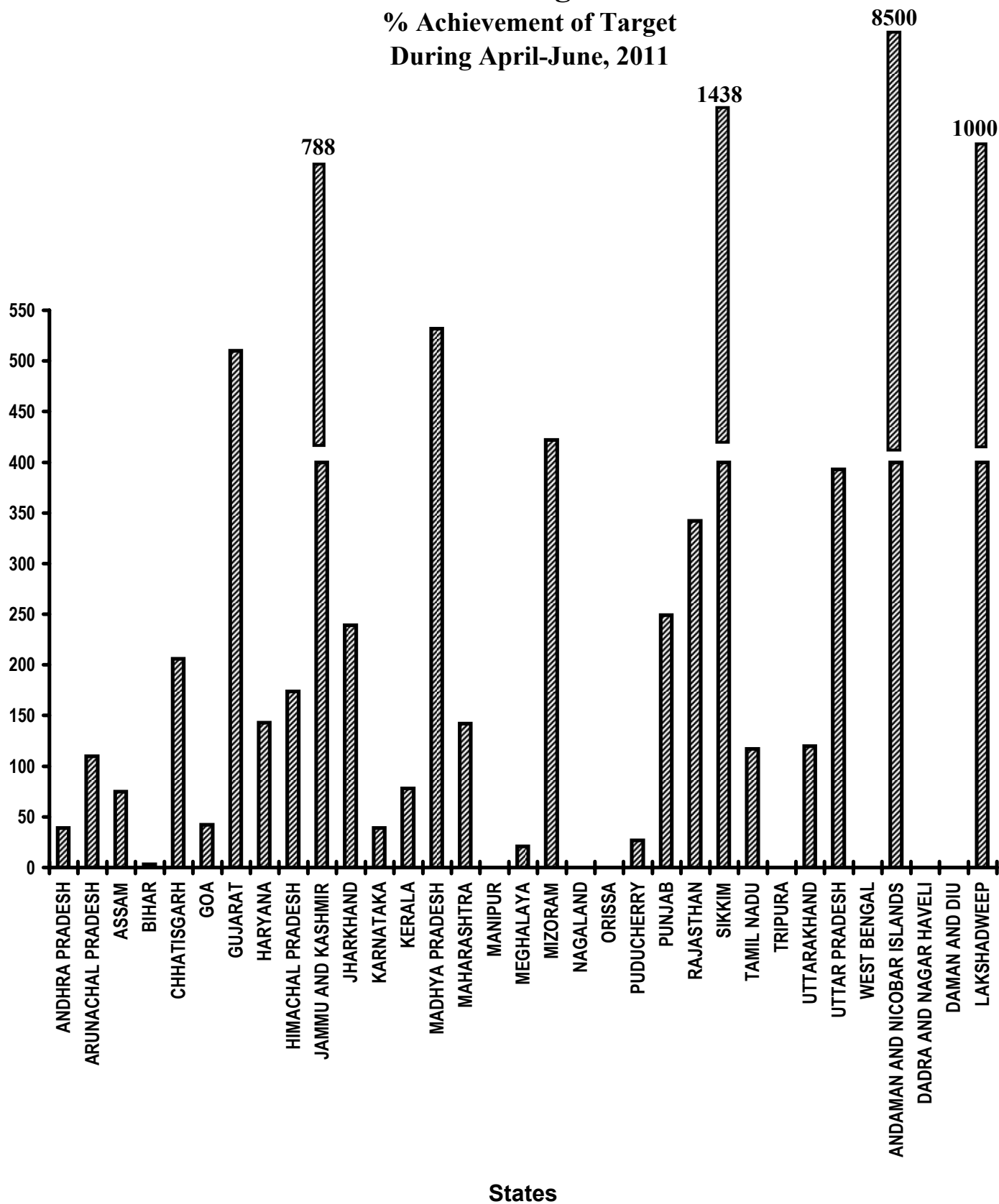


Table - 2 (A)

Swaranjayanti Gram Swarojgar Yojana
Individual Swarozgaries Assisted
(Unit: Number)

Sl. No.	State/UT Name	Target		Achievement April,2011-June,2011	Percent Achievement April,2011-June,2011
		2011-2012	April,2011-June,2011		
(1)	(2)	(3)	(4)	(5)	(5)/(4)
1	ANDHRA PRADESH	5,496	825	324	39
2	ARUNACHAL PRADESH	271	41	45*	110
3	ASSAM	7,038	1,056	791	75
4	BIHAR	13,075	1,961	59	3
5	CHHATISGARH	2,905	435	897*	206
6	GOA	82	12	5*	42
7	GUJARAT	2,069	309	1,576	510
8	HARYANA	1,217	183	262*	143
9	HIMACHAL PRADESH	513	78	136	174
10	JAMMU AND KASHMIR	634	96	756	788
11	JHARKHAND	4,930	740	1,769	239
12	KARNATAKA	4,151	623	241	39
13	KERALA	1,862	279	219	78
14	MADHYA PRADESH	6,222	933	4,965	532
15	MAHARASHTRA	8,205	1,230	1,742	142
16	MANIPUR	472	71	0	0
17	MEGHALAYA	529	78	16*	21
18	MIZORAM	122	18	76	422
19	NAGALAND	363	54	0*	0
20	ORISSA	6,287	943	4*	0
21	PUDUCHERRY	99	15	4	27
22	PUNJAB	592	89	222	249
23	RAJASTHAN	3,152	473	1,618	342
24	SIKKIM	136	21	302	1,438
25	TAMIL NADU	4,860	729	851	117
26	TRIPURA	852	128	0	0
27	UTTARAKHAND	991	149	179	120
28	UTTAR PRADESH	18,824	2,823	11,108	393
29	WEST BENGAL	6,987	1,049	0*	0
30	ANDAMAN AND NICOBAR ISLANDS	9	1	85	8,500
31	DADRA AND NAGAR HAVELI	9	1	0	0
32	DAMAN AND DIU	9	1	0	0
33	LAKSHADWEEP	9	1	10	1,000
Grand Total		1,02,972	15,445	28,262	183

Very Good:(90% or above of targets)

ARUNACHAL PRADESH, CHHATISGARH, GUJARAT, HARYANA, HIMACHAL PRADESH, JAMMU AND KASHMIR, JHARKHAND, MADHYA PRADESH, MAHARASHTRA, MIZORAM, PUNJAB, RAJASTHAN, SIKKIM, TAMIL NADU, UTTARAKHAND, UTTAR PRADESH, ANDAMAN AND NICOBAR ISLANDS, LAKSHADWEEP

Poor:(Below 80% of targets)

ANDHRA PRADESH, ASSAM, BIHAR, GOA, KARNATAKA, KERALA, MANIPUR, MEGHALAYA, NAGALAND, ORISSA, PUDUCHERRY, TRIPURA, WEST BENGAL, DADRA AND NAGAR HAVELI, DAMAN AND DIU

* Figures furnished by M/o Rural Development

Table - 2 (B)**Swaranjayanti Gram Swarozgar Yojana**

Sl. No.	State/UT Name	Individual SC Swarozgaries Assisted (Number) April,2011-June,2011	Individual ST Swarozgaries Assisted (Number) April,2011-June,2011	Individual Women Swarozgaries Assisted (Number) April,2011-June,2011	Individual Disabled Swarozgaries Assisted (Number) April,2011-June,2011
(1)	(2)	(3)	(4)	(5)	(6)
1	ANDHRA PRADESH	141	56	306	37
2	ARUNACHAL PRADESH	0	0	0	0
3	ASSAM	85	129	289	80
4	BIHAR	28	1	15	1
5	CHHATISGARH	42	444	52	0
6	GOA	0	0	0	0
7	GUJARAT	693	0	424	7
8	HARYANA	111	0	133	6
9	HIMACHAL PRADESH	75	0	24	3
10	JAMMU AND KASHMIR	47	47	124	5
11	JHARKHAND	232	1,053	360	3
12	KARNATAKA	79	22	239	3
13	KERALA	189	8	119	9
14	MADHYA PRADESH	1,452	1,539	2,482	61
15	MAHARASHTRA	497	429	443	80
16	MANIPUR	0	0	0	0
17	MEGHALAYA	0	2,565	210	0
18	MIZORAM	0	42	22	4
19	NAGALAND	0	750	527	40
20	ORISSA	0	0	0	0
21	PUDUCHERRY	0	0	0	0
22	PUNJAB	153	0	39	6
23	RAJASTHAN	275	926	484	30
24	SIKKIM	12	117	173	0
25	TAMIL NADU	235	30	334	252
26	TRIPURA	0	0	0	0
27	UTTARAKHAND	157	8	26	0
28	UTTAR PRADESH	5,741	14	3,305	135
29	WEST BENGAL	3,972	714	9,657	15
30	ANDAMAN AND NICOBAR ISLANDS	0	0	8	0
31	DADRA AND NAGAR HAVELI	0	0	0	0
32	DAMAN AND DIU	0	0	0	0
33	LAKSHADWEEP	10	0	0	0
Grand Total		14,226	8,894	19,795	777

Table - 3(A)**Self Help Groups (SHG)**

(Unit: Number)

Sl. No.	State/UT Name	Formed under SGSY (Number) April,2011-June,2011
(1)	(2)	(3)
1	ANDHRA PRADESH	14007*
2	ARUNACHAL PRADESH	0
3	ASSAM	4,511
4	BIHAR	1,725
5	CHHATISGARH	204
6	DELHI	0
7	GOA	7
8	GUJARAT	1,598
9	HARYANA	486
10	HIMACHAL PRADESH	129
11	JAMMU AND KASHMIR	353
12	JHARKHAND	3,480
13	KARNATAKA	150
14	KERALA	266
15	MADHYA PRADESH	0
16	MAHARASHTRA	1,459
17	MANIPUR	51
18	MEGHALAYA	129
19	MIZORAM	68
20	NAGALAND	439
21	ORISSA	207
22	PUDUCHERRY	30
23	PUNJAB	189
24	RAJASTHAN	241
25	SIKKIM	35
26	TAMIL NADU	865
27	TRIPURA	152
28	UTTARAKHAND	600
29	UTTAR PRADESH	8,607
30	WEST BENGAL	5,695
31	ANDAMAN AND NICOBAR ISLANDS	16
32	CHANDIGARH	0
33	DADRA AND NAGAR HAVELI	0
34	DAMAN AND DIU	0
35	LAKSHADWEEP	0
Grand Total		45,699

** Figures furnished by M/o Rural Development*

Self Help Groups (SHG)

To whom income generating activities provided

% Achievement of Target
During April-June, 2011

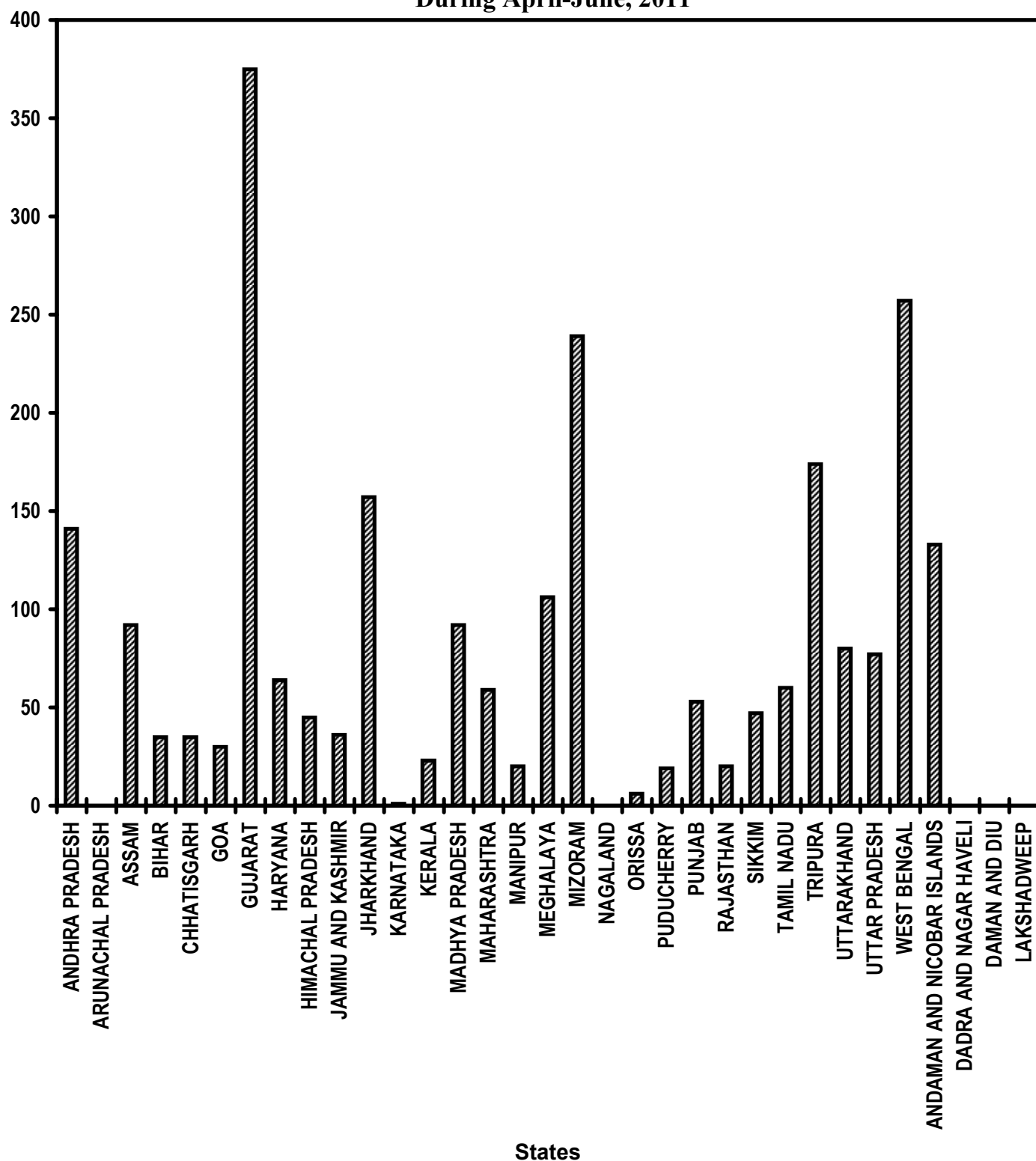


Table - 3(B)

Self Help Groups (SHG)
To whom income generating activities provided
 (Unit: Number)

Sl. No.	State/UT Name	Target		Achievement April,2011-June,2011	Percent Achievement April,2011-June,2011
		2011-2012	April,2011-June,2011		
(1)	(2)	(3)	(4)	(5)	(5)/(4)
1	ANDHRA PRADESH	10,025	1,503	2,118	141
2	ARUNACHAL PRADESH	494	74	0	0
3	ASSAM	12,838	1,925	1,766	92
4	BIHAR	23,849	3,576	1,246	35
5	CHHATISGARH	5,298	794	276*	35
6	GOA	155	23	7	30
7	GUJARAT	3,773	566	2,125	375
8	HARYANA	2,221	333	213	64
9	HIMACHAL PRADESH	935	140	63	45
10	JAMMU AND KASHMIR	1,157	173	63	36
11	JHARKHAND	8,992	1,349	2,113	157
12	KARNATAKA	7,571	1,136	16	1
13	KERALA	3,397	509	118	23
14	MADHYA PRADESH	11,349	1,701	1,558	92
15	MAHARASHTRA	14,965	2,244	1,334	59
16	MANIPUR	861	129	26	20
17	MEGHALAYA	964	144	152*	106
18	MIZORAM	223	33	79	239
19	NAGALAND	661	99	0	0
20	ORISSA	11,467	1,719	111*	6
21	PUDUCHERRY	180	27	5	19
22	PUNJAB	1,079	161	86	53
23	RAJASTHAN	5,749	861	170	20
24	SIKKIM	248	36	17	47
25	TAMIL NADU	8,865	1,329	798	60
26	TRIPURA	1,554	233	405	174
27	UTTARAKHAND	1,808	272	217	80
28	UTTAR PRADESH	34,336	5,150	3,964	77
29	WEST BENGAL	12,743	1,911	4,906	257
30	ANDAMAN AND NICOBAR ISLANDS	16	3	4	133
31	DADRA AND NAGAR HAVELI	16	3	0	0
32	DAMAN AND DIU	16	3	0	0
33	LAKSHADWEEP	16	3	0	0
Grand Total		1,87,821	28,162	23,956	85

Very Good:(90% or above of targets)

ANDHRA PRADESH, ASSAM, GUJARAT, JHARKHAND, MADHYA PRADESH, MEGHALAYA, MIZORAM, TRIPURA, WEST BENGAL, ANDAMAN AND NICOBAR ISLANDS

Good:(Between 80% to 90% targets)

UTTARAKHAND

Poor:(Below 80% of targets)

ARUNACHAL PRADESH, BIHAR, CHHATISGARH, GOA, HARYANA, HIMACHAL PRADESH, JAMMU AND KASHMIR, KARNATAKA, KERALA, MAHARASHTRA, MANIPUR, NAGALAND, ORISSA, PUDUCHERRY, PUNJAB, RAJASTHAN, SIKKIM, TAMIL NADU, UTTAR PRADESH, DADRA AND NAGAR HAVELI, DAMAN AND DIU, LAKSHADWEEP

*Figures furnished by M/o Rural Development

Table - 4 (A)**Distribution of waste land to the landless****(Unit: Hectare)**

Sl. No.	State/UT Name	Total Land Distributed (Hectare) April,2011-June,2011
(1)	(2)	(3)
1	ANDHRA PRADESH	0
2	ARUNACHAL PRADESH	0
3	ASSAM	0
4	BIHAR	16
5	CHHATISGARH	0
6	DELHI	0
7	GOA	0
8	GUJARAT	0
9	HARYANA	0
10	JAMMU AND KASHMIR	0
11	JHARKHAND	264
12	KARNATAKA	0
13	KERALA	0
14	MADHYA PRADESH	0
15	MAHARASHTRA	0
16	MANIPUR	0
17	MEGHALAYA	0
18	MIZORAM	0
19	NAGALAND	0
20	ORISSA	12
21	PUDUCHERRY	0
22	PUNJAB	0
23	RAJASTHAN	0
24	SIKKIM	4
25	TAMIL NADU	0
26	TRIPURA	0
27	UTTARAKHAND	0
28	UTTAR PRADESH	750
29	WEST BENGAL	0
30	ANDAMAN AND NICOBAR ISLANDS	0
31	CHANDIGARH	0
32	DADRA AND NAGAR HAVELI	0
33	DAMAN AND DIU	0
34	LAKSHADWEEP	0
Grand Total		1,046

Table - 4 (B)

Distribution of waste land to the landless

Sl. No.	State/UT Name	Land Distributed to SC (Hectare) April,2011-June,2011	Land Distributed to ST (Hectare) April,2011-June,2011	Land Distributed to Others (Hectare) April,2011-June,2011
(1)	(2)	(3)	(4)	(5)
1	ANDHRA PRADESH	0	0	0
2	ARUNACHAL PRADESH	0	0	0
3	ASSAM	0	0	0
4	BIHAR	16	0	0
5	CHHATISGARH	0	0	0
6	DELHI	0	0	0
7	GOA	0	0	0
8	GUJARAT	0	0	0
9	HARYANA	0	0	0
10	JAMMU AND KASHMIR	0	0	0
11	JHARKHAND	20	18	15
12	KARNATAKA	0	0	0
13	KERALA	0	0	0
14	MADHYA PRADESH	0	0	0
15	MAHARASHTRA	0	0	0
16	MANIPUR	0	0	0
17	MEGHALAYA	0	0	0
18	MIZORAM	0	0	0
19	NAGALAND	0	0	0
20	ORISSA	5	4	3
21	PUDUCHERRY	0	0	0
22	PUNJAB	0	0	0
23	RAJASTHAN	0	0	0
24	SIKKIM	0	2	2
25	TAMIL NADU	0	0	0
26	TRIPURA	0	0	0
27	UTTARAKHAND	0	0	0
28	UTTAR PRADESH	677	0	73
29	WEST BENGAL	0	0	0
30	ANDAMAN AND NICOBAR ISLANDS	0	0	0
31	CHANDIGARH	0	0	0
32	DADRA AND NAGAR HAVELI	0	0	0
33	DAMAN AND DIU	0	0	0
34	LAKSHADWEEP	0	0	0
Grand Total		718	24	93

Table - 5(A)

Minimum Wages Enforcement (including Farm Labour)

Sl. No.	State/UT Name	Agriculture and Farm Workers: Inspections made (Number) April,2011-June,2011	Agriculture and Farm Workers: Irregularities detected (Number) April,2011-June,2011	Agriculture and Farm Workers: Irregularities rectified (Number) April,2011-June,2011
(1)	(2)	(3)	(4)	(5)
1	ANDHRA PRADESH	0	0	0
2	ARUNACHAL PRADESH	0	0	0
3	ASSAM	0	0	0
4	BIHAR	13,742	2,736	2,767
5	CHHATISGARH	0	0	0
6	DELHI	0	0	0
7	GOA	299	2,104	0
8	GUJARAT	6,994	743	608
9	HARYANA	0	0	0
10	HIMACHAL PRADESH	0	0	0
11	JAMMU AND KASHMIR	0	0	0
12	JHARKHAND	5,220	522	379
13	KARNATAKA	0	0	0
14	KERALA	0	0	27
15	MADHYA PRADESH	0	0	0
16	MAHARASHTRA	0	0	0
17	MANIPUR	191	0	0
18	MEGHALAYA	0	0	0
19	MIZORAM	0	0	0
20	NAGALAND	0	0	0
21	ORISSA	0	0	0
22	PUDUCHERRY	0	0	0
23	PUNJAB	0	0	0
24	RAJASTHAN	424	0	0
25	SIKKIM	0	0	0
26	TAMIL NADU	0	0	0
27	TRIPURA	0	0	0
28	UTTARAKHAND	0	0	0
29	UTTAR PRADESH	0	0	0
30	WEST BENGAL	0	0	0
31	ANDAMAN AND NICOBAR ISLANDS	0	0	0
32	CHANDIGARH	0	0	0
33	DADRA AND NAGAR HAVELI	3	0	0
34	DAMAN AND DIU	0	0	0
35	LAKSHADWEEP	0	0	0
Grand Total		26,873	6,105	3,781

Table - 5(B)

Minimum Wages Enforcement (including Farm Labour)

(Unit: Number)

Sl. No.	State/UT Name	Agriculture and Farm Workers: Claims filed (Number) April,2011-June,2011	Agriculture and Farm Workers: Claims settled (Number) April,2011-June,2011
(1)	(2)	(3)	(4)
1	ANDHRA PRADESH	0	0
2	ARUNACHAL PRADESH	0	0
3	ASSAM	0	0
4	BIHAR	822	883
5	CHHATISGARH	0	0
6	DELHI	0	0
7	GOA	1	0
8	GUJARAT	0	0
9	HARYANA	0	0
10	HIMACHAL PRADESH	0	0
11	JAMMU AND KASHMIR	0	0
12	JHARKHAND	4,447	30
13	KARNATAKA	0	0
14	KERALA	0	0
15	MADHYA PRADESH	0	0
16	MAHARASHTRA	0	0
17	MANIPUR	0	0
18	MEGHALAYA	0	0
19	MIZORAM	0	0
20	NAGALAND	0	0
21	ORISSA	0	0
22	PUDUCHERRY	0	0
23	PUNJAB	0	0
24	RAJASTHAN	2	6
25	SIKKIM	0	0
26	TAMIL NADU	0	0
27	TRIPURA	0	0
28	UTTARAKHAND	0	0
29	UTTAR PRADESH	0	0
30	WEST BENGAL	0	0
31	ANDAMAN AND NICOBAR ISLANDS	0	0
32	CHANDIGARH	0	0
33	DADRA AND NAGAR HAVELI	0	0
34	DAMAN AND DIU	0	0
35	LAKSHADWEEP	0	0
Grand Total		5,272	919

Table - 5(C)

Minimum Wages Enforcement (including Farm Labour)

Sl. No.	State/UT Name	Agriculture and Farm Workers: Prosecution cases Pending (Number) April,2011-June,2011	Agriculture and Farm Workers: Prosecution cases filed (Number) April,2011-June,2011	Agriculture and Farm Workers: Prosecution cases decided (Number) April,2011-June,2011
		(3)	(4)	(5)
1	ANDHRA PRADESH	0	0	0
2	ARUNACHAL PRADESH	0	0	0
3	ASSAM	0	0	0
4	BIHAR	401	0	0
5	CHHATISGARH	0	0	0
6	DELHI	0	0	0
7	GOA	0	1	0
8	GUJARAT	1,417	4	83
9	HARYANA	0	0	0
10	HIMACHAL PRADESH	0	0	0
11	JAMMU AND KASHMIR	0	0	0
12	JHARKHAND	20	7	0
13	KARNATAKA	0	0	0
14	KERALA	0	0	0
15	MADHYA PRADESH	0	0	0
16	MAHARASHTRA	0	0	0
17	MANIPUR	0	0	0
18	MEGHALAYA	0	0	0
19	MIZORAM	0	0	0
20	NAGALAND	0	0	0
21	ORISSA	0	0	0
22	PUDUCHERRY	0	0	0
23	PUNJAB	0	0	0
24	RAJASTHAN	0	0	0
25	SIKKIM	0	0	0
26	TAMIL NADU	0	0	0
27	TRIPURA	0	0	0
28	UTTARAKHAND	0	0	0
29	UTTAR PRADESH	0	0	0
30	WEST BENGAL	0	0	0
31	ANDAMAN AND NICOBAR ISLANDS	0	0	0
32	CHANDIGARH	0	0	0
33	DADRA AND NAGAR HAVELI	0	1	0
34	DAMAN AND DIU	0	0	0
35	LAKSHADWEEP	0	0	0
Grand Total		1,838	13	83

Food Security: Targeted Public Distribution System (APL+BPL+AAY)

Off take

% Achievement of Target
During April-June, 2011

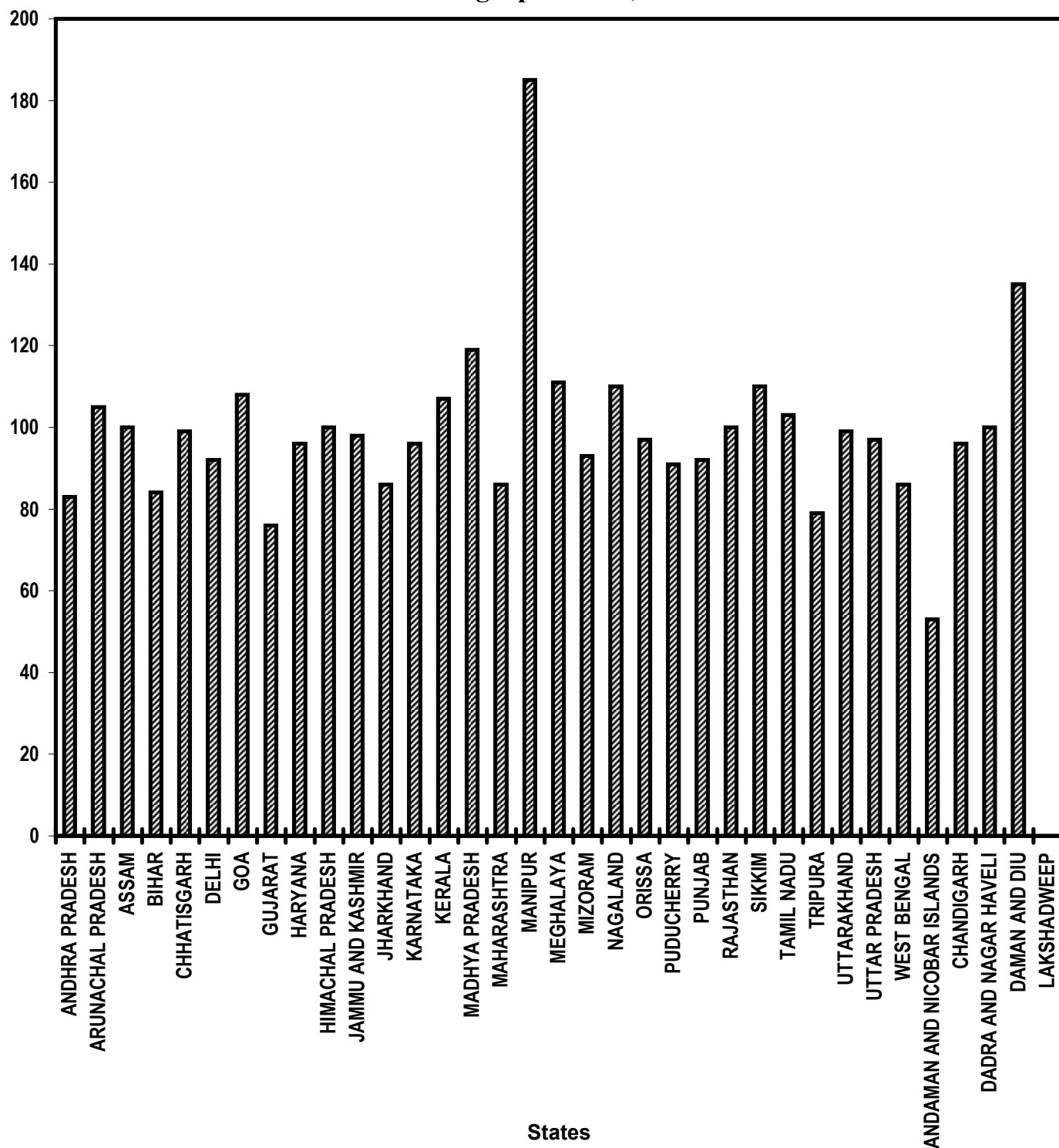


Table - 6(A)

Food Security: Targeted Public Distribution System (APL+BPL+AAY)

Sl. No.	State/UT Name	Allocation of Food		Percentage of offtake w.r.t. Allocation of Food Grains
		Grains (Tonnes) April, 2011- June, 2011	Off take* (Tonnes) April, 2011- June, 2011	
(1)	(2)	(3)	(4)	(5)
1	ANDHRA PRADESH	8,28,858	6,91,278	83
2	ARUNACHAL PRADESH	25,389	26,716	105
3	ASSAM	3,51,564	3,50,593	100
4	BIHAR	8,45,628	7,11,286	84
5	CHHATISGARH	2,72,988	2,70,373	99
6	DELHI	1,48,137	1,35,791	92
7	GOA	11,679	12,566	108
8	GUJARAT	4,21,722	3,22,185	76
9	HARYANA	1,53,618	1,47,425	96
10	HIMACHAL PRADESH	1,18,794	1,18,864	100
11	JAMMU AND KASHMIR	1,89,201	1,85,928	98
12	JHARKHAND	3,10,233	2,66,115	86
13	KARNATAKA	5,17,809	4,97,149	96
14	KERALA	3,06,651	3,27,503	107
15	MADHYA PRADESH	6,00,459	7,11,902	119
16	MAHARASHTRA	10,21,866	8,78,071	86
17	MANIPUR #	26,979	49,959 #	185
18	MEGHALAYA	36,819	40,795	111
19	MIZORAM	17,535	16,351	93
20	NAGALAND	31,719	35,018	110
21	ORISSA	5,30,109	5,16,648	97
22	PUDUCHERRY	12,978	11,805	91
23	PUNJAB	1,86,180	1,71,183	92
24	RAJASTHAN	4,48,335	4,47,688	100
25	SIKKIM	11,055	12,202	110
26	TAMIL NADU	9,30,708	9,58,391	103
27	TRIPURA	75,604	59,642	79
28	UTTARAKHAND	1,03,563	1,02,941	99
29	UTTAR PRADESH	15,85,185	15,33,269	97
30	WEST BENGAL	8,24,136	7,05,775	86
31	ANDAMAN AND NICOBAR ISLANDS	8,505	4,533	53
32	CHANDIGARH	6,495	6,237	96
33	DADRA AND NAGAR HAVELI	2,346	2,345	100
34	DAMAN AND DIU #	1,080	1461#	135
35	LAKSHADWEEP	1,155	0	0
Grand Total		1,09,65,082	1,03,29,988	94

Very Good: (90% or above of targets)

ARUNACHAL PRADESH, ASSAM, CHHATISGARH, DELHI, GOA, HARYANA, HIMACHAL PRADESH, JAMMU AND KASHMIR, KARNATAKA, KERALA, MADHYA PRADESH, MANIPUR, MEGHALAYA, MIZORAM, NAGALAND, ORISSA, PUDUCHERRY, PUNJAB, RAJASTHAN, SIKKIM, TAMIL NADU, UTTARAKHAND, UTTAR PRADESH, CHANDIGARH, DADRA AND NAGAR HAVELI, DAMAN AND DIU

Good: (Between 80% to 90% targets)

ANDHRA PRADESH, BIHAR, JHARKHAND, MAHARASHTRA, WEST BENGAL

Poor: (Below 80% of targets)

GUJARAT, TRIPURA, ANDAMAN AND NICOBAR ISLANDS, LAKSHADWEEP

*Offtake figures are provisional, subject to confirmation from FCI

Offtake figures are high due to inclusion of backlog stock of previous year as clarified by the Nodal Ministry.

Food Security: Targeted Public Distribution System (Only Antyodaya Anna Yojana)

Off take

% Achievement of Target
During April-June, 2011

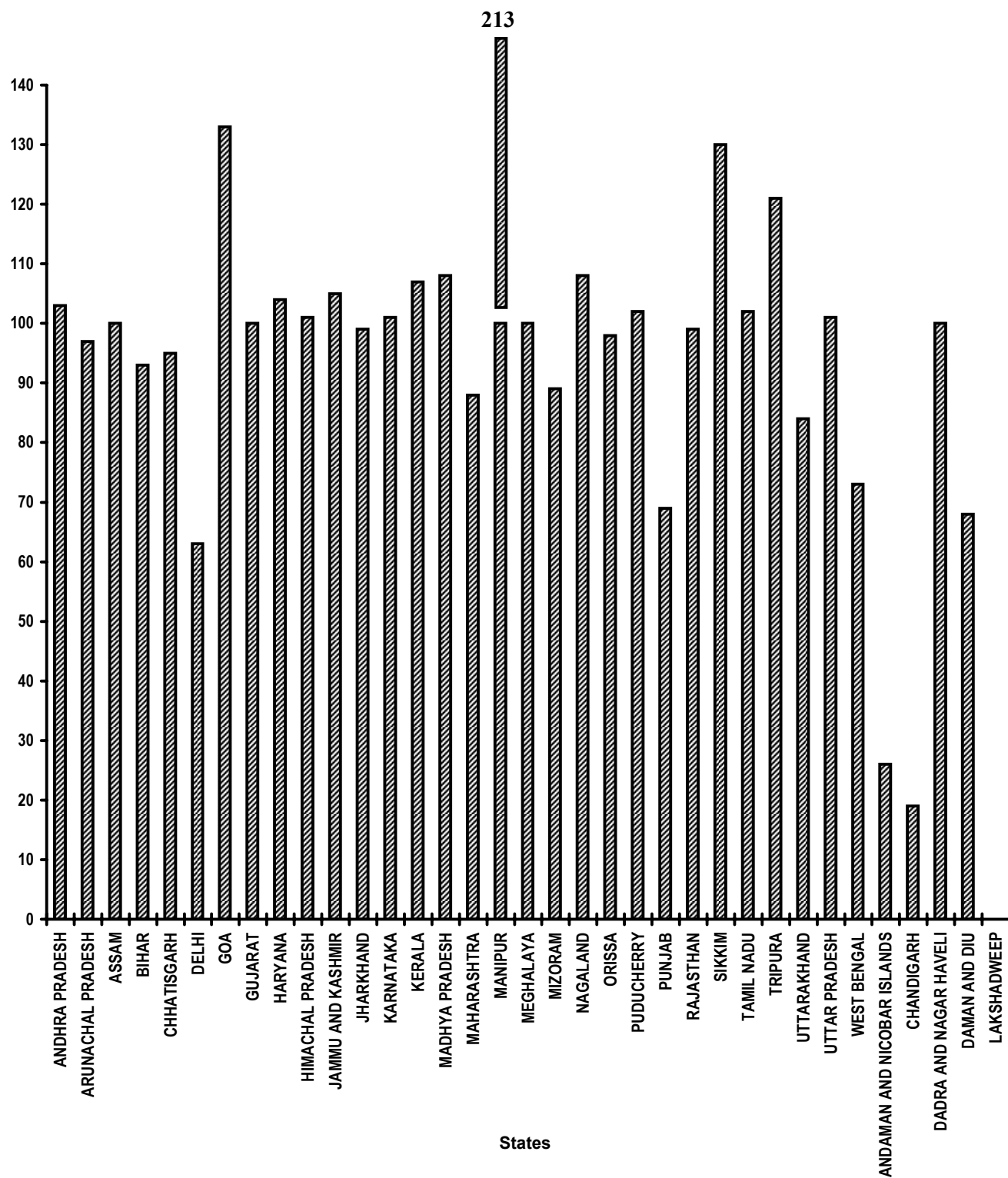


Table - 6(B)

Food Security: Targeted Public Distribution System (only AAY)

Sl. No.	State/UT Name	Allocation of Food		Percentage of offtake w.r.t. Allocation of Food Grains
		Grains (Tonnes) April, 2011- June, 2011	Off take* (Tonnes) April, 2011- June, 2011	
(1)	(2)	(3)	(4)	(5)
1	ANDHRA PRADESH	1,63,572	1,69,061	103
2	ARUNACHAL PRADESH	3,993	3,883	97
3	ASSAM	73,923	74,010	100
4	BIHAR	2,62,605	2,43,517	93
5	CHHATISGARH	75,486	71,685	95
6	DELHI	15,771	9,946	63
7	GOA	1,527	2,036	133
8	GUJARAT	85,020	84,894	100
9	HARYANA	30,705	31,837	104
10	HIMACHAL PRADESH	20,685	20,866	101
11	JAMMU AND KASHMIR	26,847	28,108	105
12	JHARKHAND	96,381	95,697	99
13	KARNATAKA	1,25,973	1,26,648	101
14	KERALA	62,565	66,794	107
15	MADHYA PRADESH	1,66,065	1,79,419	108
16	MAHARASHTRA	2,58,720	2,27,512	88
17	MANIPUR #	6,681	14225 #	213
18	MEGHALAYA	7,371	7,389	100
19	MIZORAM	2,730	2,431	89
20	NAGALAND	4,992	5,369	108
21	ORISSA	1,32,780	1,29,721	98
22	PUDUCHERRY	3,387	3,457	102
23	PUNJAB	18,840	13,092	69
24	RAJASTHAN	97,872	97,155	99
25	SIKKIM	1,734	2,262	130
26	TAMIL NADU	1,95,786	2,00,604	102
27	TRIPURA	11,880	14,340	121
28	UTTARAKHAND	20,046	16,802	84
29	UTTAR PRADESH	4,29,870	4,35,895	101
30	WEST BENGAL	1,55,421	1,12,966	73
31	ANDAMAN AND NICOBAR ISLANDS	450	119	26
32	CHANDIGARH	156	30	19
33	DADRA AND NAGAR HAVELI	549	549	100
34	DAMAN AND DIU	159	108	68
35	LAKSHADWEEP	126	0	0
Grand Total		25,60,668	24,92,427	97

Very Good: (90% or above of targets)

ANDHRA PRADESH, ARUNACHAL PRADESH, ASSAM, BIHAR, CHHATISGARH, GOA, GUJARAT, HARYANA, HIMACHAL PRADESH, JAMMU AND KASHMIR, JHARKHAND, KARNATAKA, KERALA, MADHYA PRADESH, MANIPUR, MEGHALAYA, NAGALAND, ORISSA, PUDUCHERRY, RAJASTHAN, SIKKIM, TAMIL NADU, TRIPURA, UTTAR PRADESH, DADRA AND NAGAR HAVELI

Good: (Between 80% to 90% targets)

MAHARASHTRA, MIZORAM, UTTARAKHAND

Poor: (Below 80% of targets)

DELHI, PUNJAB, WEST BENGAL, ANDAMAN AND NICOBAR ISLANDS, CHANDIGARH, DAMAN AND DIU, LAKSHADWEEP

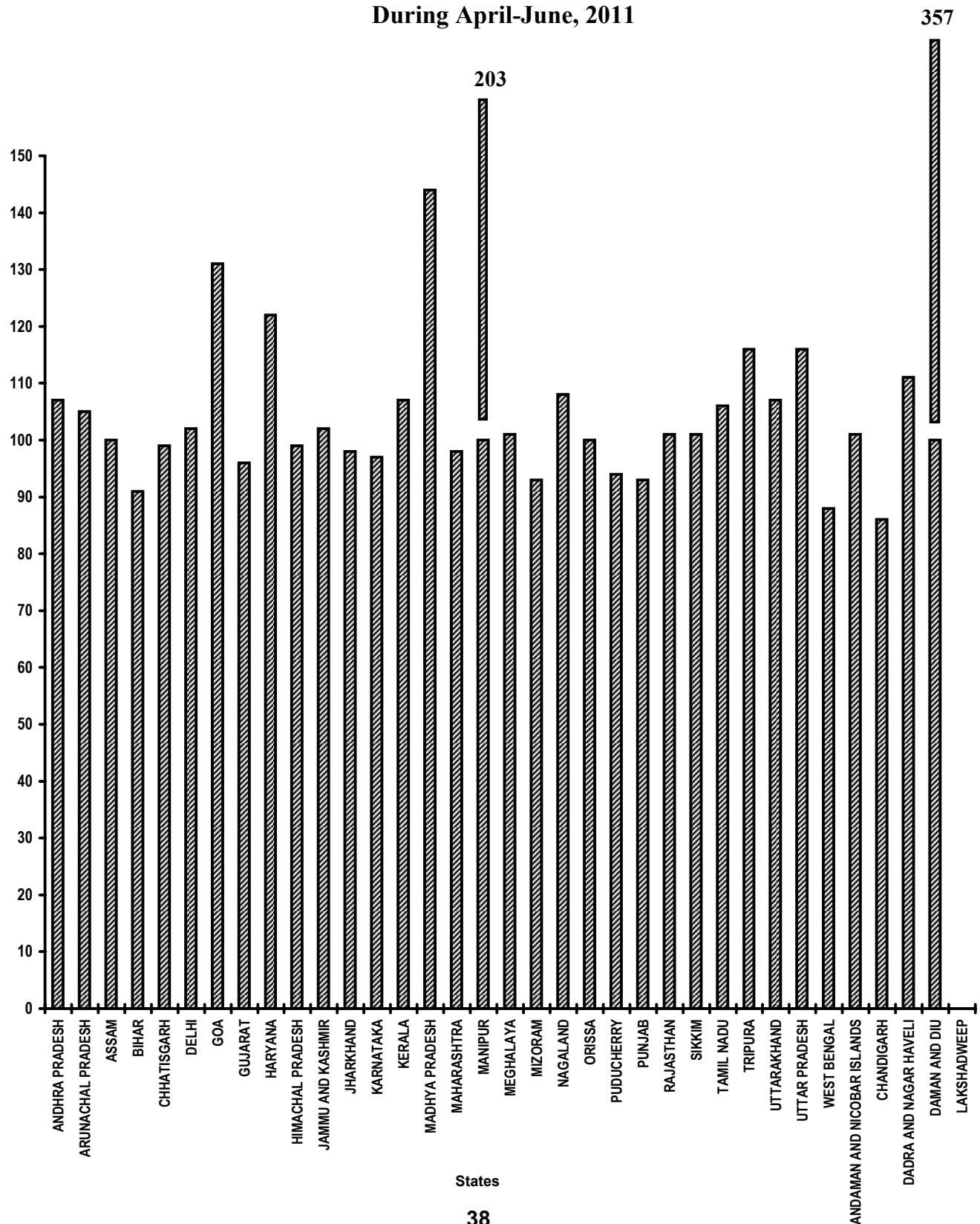
*Offtake figures are provisional, subject to confirmation from FCI

Offtake figures are high due to inclusion of backlog stock of previous year as clarified by the Nodal Ministry.

Food Security: Targeted Public Distribution System (Only BPL)

Off take

% Achievement of Target
During April-June, 2011



States

Table - 6(C)

Food Security - Targeted Public Distribution System (Only BPL)

Sl. No.	State/UT Name	Allocation of Food		Percentage of offtake w.r.t. Allocation of Food Grains
		Grains (Tonnes) April,2011- June,2011	Off take* (Tonnes) April,2011- June,2011	
(1)	(2)	(3)	(4)	(5)
1	ANDHRA PRADESH	2,63,022	2,81,464	107
2	ARUNACHAL PRADESH	6,381	6,694	105
3	ASSAM	1,18,806	1,18,924	100
4	BIHAR	4,22,343	3,85,917	91
5	CHHATISGARH	1,21,422	1,20,519	99
6	DELHI	27,174	27,669	102
7	GOA	1,383	1,812	131
8	GUJARAT	1,37,592	1,31,892	96
9	HARYANA	52,143	63,803	122
10	HIMACHAL PRADESH	33,285	33,111	99
11	JAMMU AND KASHMIR	50,424	51,254	102
12	JHARKHAND	1,54,992	1,51,760	98
13	KARNATAKA	2,02,596	1,97,255	97
14	KERALA	1,00,587	1,08,044	107
15	MADHYA PRADESH	2,67,054	3,84,351	144
16	MAHARASHTRA	4,27,356	4,18,996	98
17	MANIPUR #	10,752	21788 #	203
18	MEGHALAYA	11,844	11,974	101
19	MIZORAM	4,410	4,110	93
20	NAGALAND	8,028	8,708	108
21	ORISSA	2,91,393	2,92,039	100
22	PUDUCHERRY	5,391	5,063	94
23	PUNJAB	30,294	28,149	93
24	RAJASTHAN	1,57,383	1,59,393	101
25	SIKKIM	2,826	2,861	101
26	TAMIL NADU	3,14,808	3,35,152	106
27	TRIPURA	19,095	22,124	116
28	UTTARAKHAND	32,247	34,454	107
29	UTTAR PRADESH	6,91,425	8,02,303	116
30	WEST BENGAL	3,88,395	3,40,087	88
31	ANDAMAN AND NICOBAR ISLANDS	1,335	1,350	101
32	CHANDIGARH	939	807	86
33	DADRA AND NAGAR HAVELI	1,257	1,400	111
34	DAMAN AND DIU #	261	933 #	357
35	LAKSHADWEEP	189	0	0
Grand Total		43,58,832	45,56,160	105

Very Good:(90% or above of targets)

ANDHRA PRADESH, ARUNACHAL PRADESH, ASSAM, BIHAR, CHHATISGARH, DELHI, GOA, GUJARAT, HARYANA, HIMACHAL PRADESH, JAMMU AND KASHMIR, JHARKHAND, KARNATAKA, KERALA, MADHYA PRADESH, MAHARASHTRA, MANIPUR, MEGHALAYA, MIZORAM, NAGALAND, ORISSA, PUDUCHERRY, PUNJAB, RAJASTHAN, SIKKIM, TAMIL NADU, TRIPURA, UTTARAKHAND, UTTAR PRADESH, ANDAMAN AND NICOBAR ISLANDS, DADRA AND NAGAR HAVELI, DAMAN AND DIU

Good:(Between 80% to 90% targets)

WEST BENGAL, CHANDIGARH

Poor:(Below 80% of targets)

LAKSHADWEEP

*Offtake figures are provisional, subject to confirmation from FCI

Offtake figures are high due to inclusion of backlog stock of previous year as clarified by the Nodal Ministry.

Rural Housing - Indira Awaas Yojana

Houses constructed

% Achievement of Target

During April-June, 2011

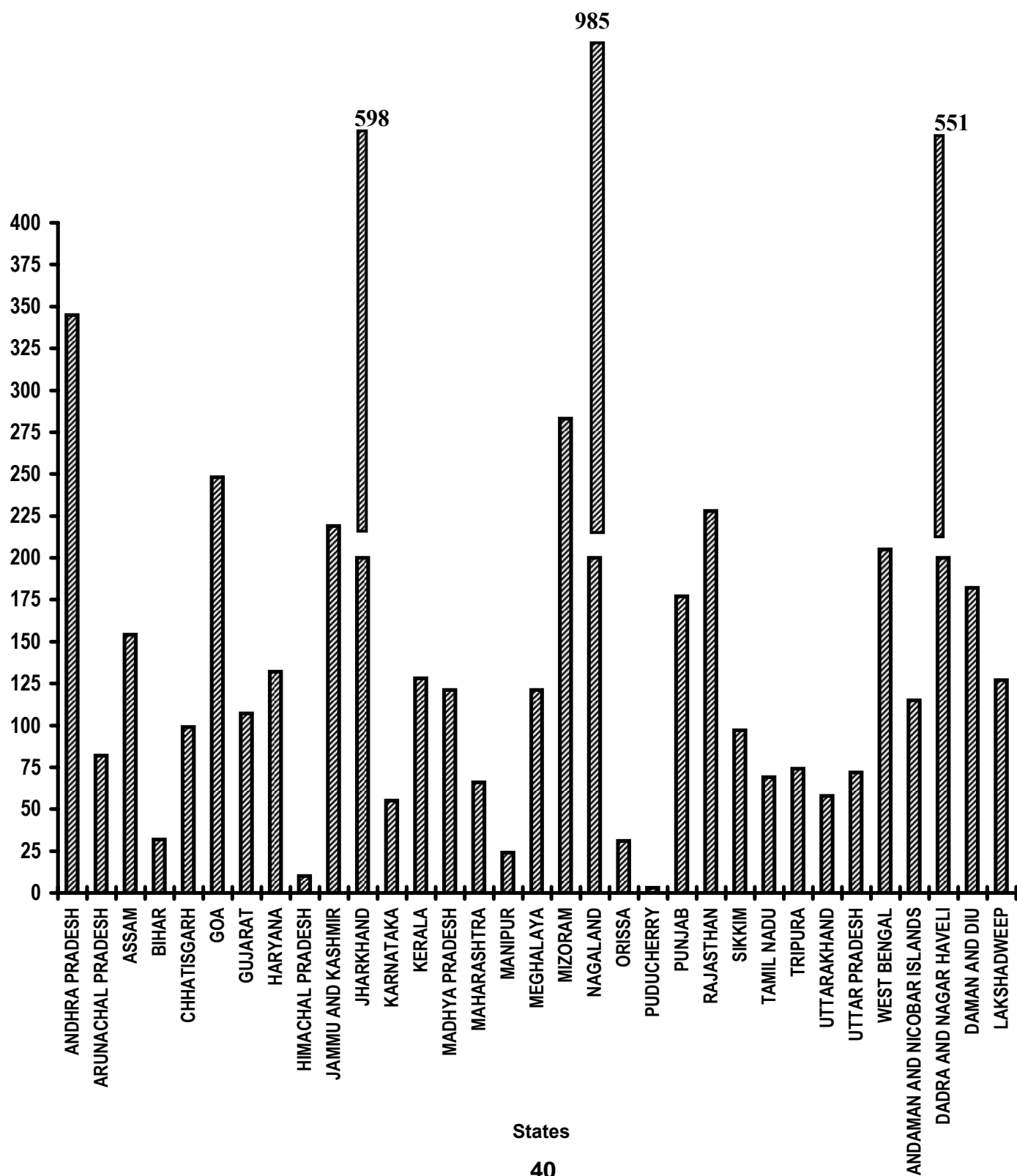


Table - 7

Rural Housing - Indira Awaas Yojana
Houses constructed
 (Unit: Number)

Sl. No.	State/UT Name	Target		Achievement April,2011-June,2011	Percent Achievement April,2011-June,2011
		2011-2012	April,2011-June,2011		
(1)	(2)	(3)	(4)	(5)	(5)/(4)
1	ANDHRA PRADESH	2,49,013	24,902	85,839	345
2	ARUNACHAL PRADESH	7,548	755	620*	82
3	ASSAM	1,66,913	16,691	25,654	154
4	BIHAR	7,37,486	73,748	23,480	32
5	CHHATISGARH	37,466	3,746	3698*	99
6	GOA	1,547	155	385	248
7	GUJARAT	1,23,168	12,306	13,139	107
8	HARYANA	17,293	1,729	2,274	132
9	HIMACHAL PRADESH	5,659	566	55	10
10	JAMMU AND KASHMIR	17,578	1,757	3,854	219
11	JHARKHAND	63,477	6,347	37,929	598
12	KARNATAKA	96,760	9,676	5,279	55
13	KERALA	53,808	5,381	6,878	128
14	MADHYA PRADESH	76,135	7,612	9,174	121
15	MAHARASHTRA	1,51,063	15,105	9,971	66
16	MANIPUR	6,552	655	158	24
17	MEGHALAYA	11,412	1,141	1,377	121
18	MIZORAM	2,432	243	688	283
19	NAGALAND	7,552	754	7,430	985
20	ORISSA	1,42,082	14,208	4,461	31
21	PUDUCHERRY	1,190	119	3	3
22	PUNJAB	21,386	2,138	3,780	177
23	RAJASTHAN	61,894	6,189	14,106	228
24	SIKKIM	1,444	144	140	97
25	TAMIL NADU	1,00,553	10,054	6902*	69
26	TRIPURA	14,704	1,470	1083*	74
27	UTTARAKHAND	15,488	1,548	896	58
28	UTTAR PRADESH	3,32,804	33,280	24,061	72
29	WEST BENGAL	1,99,176	19,917	40,801	205
30	ANDAMAN AND NICOBAR ISLANDS	2,389	239	274	115
31	DADRA AND NAGAR HAVELI	398	39	215	551
32	DAMAN AND DIU	178	17	31	182
33	LAKSHADWEEP	154	15	19	127
Grand Total		27,26,702	2,72,646	3,34,654	123

Very Good:(90% or above of targets)

ANDHRA PRADESH, ASSAM, CHHATISGARH, GOA, GUJARAT, HARYANA, JAMMU AND KASHMIR, JHARKHAND, KERALA, MADHYA PRADESH, MEGHALAYA, MIZORAM, NAGALAND, PUNJAB, RAJASTHAN, SIKKIM, WEST BENGAL, ANDAMAN AND NICOBAR ISLANDS, DADRA AND NAGAR HAVELI, DAMAN AND DIU, LAKSHADWEEP

Good:(Between 80% to 90% targets)

ARUNACHAL PRADESH

Poor:(Below 80% of targets)

BIHAR, HIMACHAL PRADESH, KARNATAKA, MAHARASHTRA, MANIPUR, ORISSA, PUDUCHERRY, TAMIL NADU, TRIPURA, UTTARAKHAND, UTTAR PRADESH

*Figures furnished by M/o Rural Development

EWS/LIG Houses in Urban Areas

Houses constructed

% Achievement of Target

During April-June, 2011

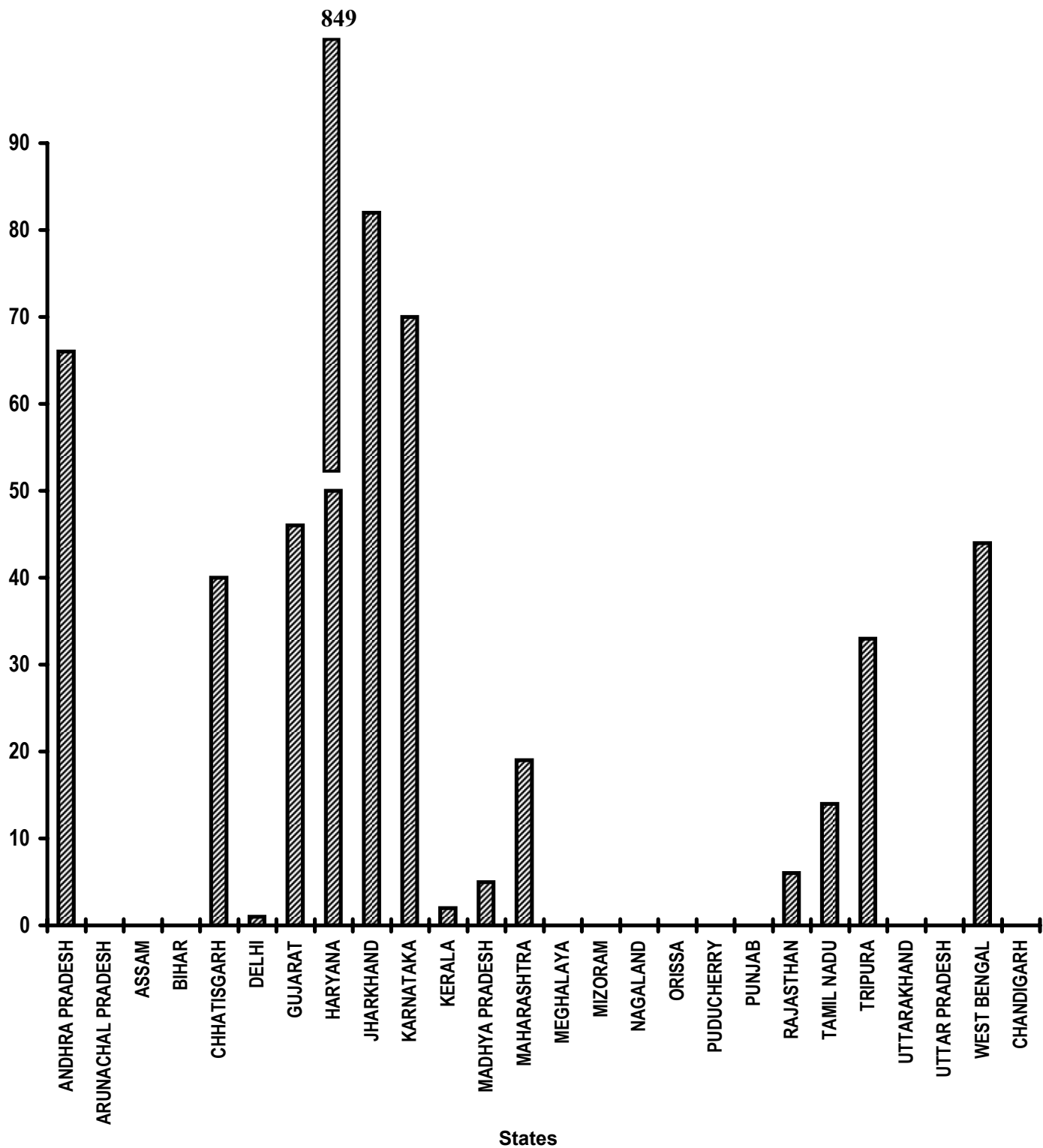


Table - 8

EWS/LIG Houses in Urban Areas
Houses constructed
(Unit: Number)

Sl. No.	State/UT Name	Target		Achievement April,2011-June,2011	Percent Achievement April,2011-June,2011
		2011-2012	April,2011-June,2011		
(1)	(2)	(3)	(4)	(5)	(5)/(4)
1	ANDHRA PRADESH	40,000	10,000	6,561	66
2	ARUNACHAL PRADESH	250	62	0	0
3	ASSAM	4,000	1,000	0	0
4	BIHAR	8,000	2,000	0	0
5	CHHATISGARH	12,500	3,125	1,264	40
6	DELHI	20,000	5,000	50	1
7	GUJARAT	35,000	8,750	4,022	46
8	HARYANA	5,500	1,375	11,672	849
9	JHARKHAND	5,000	1,250	1,030	82
10	KARNATAKA	14,000	3,500	2,445	70
11	KERALA	15,000	3,750	93	2
12	MADHYA PRADESH	25,000	6,250	299	5
13	MAHARASHTRA	70,000	17,500	3,262	19
14	MEGHALAYA	600	150	0	0
15	MIZORAM	1,150	287	0	0
16	NAGALAND	2,000	500	0	0
17	ORISSA	5,800	1,450	0	0
18	PUDUCHERRY	1,200	300	0	0
19	PUNJAB	2,000	500	0	0
20	RAJASTHAN	22,000	5,500	350	6
21	TAMIL NADU	35,000	8,750	1,238	14
22	TRIPURA	1,000	250	83	33
23	UTTARAKHAND	3,000	750	0	0
24	UTTAR PRADESH	32,000	8,000	0	0
25	WEST BENGAL	35,000	8,750	3,850	44
26	CHANDIGARH	5,000	1,250	0	0
Grand Total		4,00,000	99,999	36,219	36

Very Good:(90% or above of targets)

HARYANA

Good:(Between 80% to 90% targets)

JHARKHAND

Poor:(Below 80% of targets)

ANDHRA PRADESH, ARUNACHAL PRADESH, ASSAM, BIHAR, CHHATISGARH, DELHI, GUJARAT, KARNATAKA, KERALA, MADHYA PRADESH, MAHARASHTRA, MEGHALAYA, MIZORAM, NAGALAND, ORISSA, PUDUCHERRY, PUNJAB, RAJASTHAN, TAMIL NADU, TRIPURA, UTTARAKHAND, UTTAR PRADESH, WEST BENGAL, CHANDIGARH

Rural Areas- National Rural Drinking Water Programme (NRDWP)

Habitations covered ((Partially Covered & Slipped back))

% Achievement of Target

During April-June, 2011

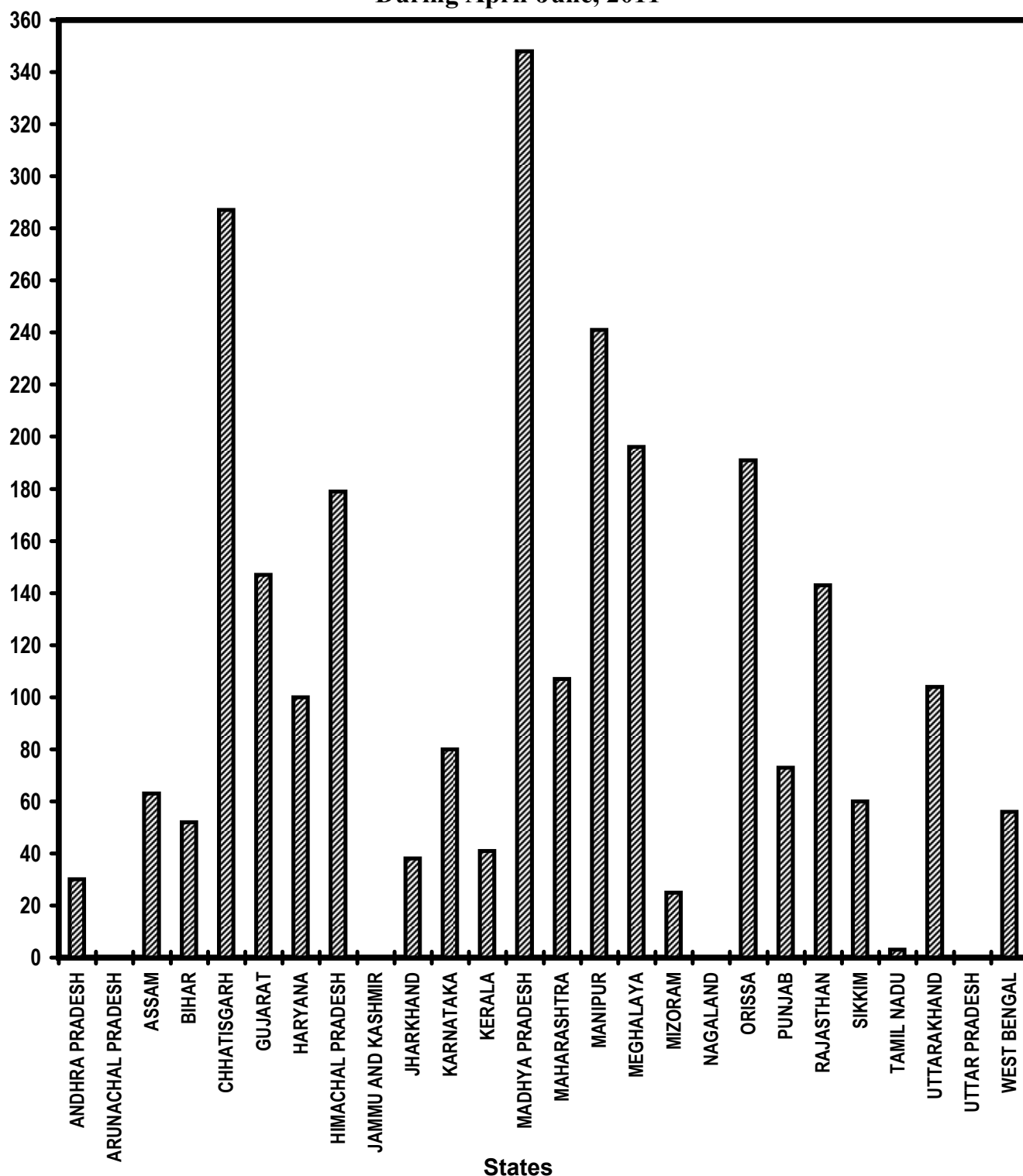


Table - 9(A)

Rural Areas: National Rural Drinking Water Programme (NRDWP)
Habitations covered (Partially covered & Slipped back)

(Unit: Number)

Sl. No.	State/UT Name	Target		Achievement* April,2011- June,2011	Percent Achievement April,2011- June,2011
		2011-2012	April,2011- June,2011		
(1)	(2)	(3)	(4)	(5)	(5)/(4)
1	ANDHRA PRADESH	5,433	543	164	30
2	ARUNACHAL PRADESH	300	30	0	0
3	ASSAM	2,915	291	184	63
4	BIHAR	9,435	943	495	52
5	CHHATISGARH	5,126	512	1,468	287
6	GUJARAT	720	72	106	147
7	HARYANA	839	83	83	100
8	HIMACHAL PRADESH	2,557	255	457	179
9	JAMMU AND KASHMIR	903	90	0	0
10	JHARKHAND	18,306	1,830	696	38
11	KARNATAKA	7,000	700	562	80
12	KERALA	667	66	27	41
13	MADHYA PRADESH	16,140	1,614	5,613	348
14	MAHARASHTRA	5,135	513	549	107
15	MANIPUR	326	32	77	241
16	MEGHALAYA	523	51	100	196
17	MIZORAM	125	12	3	25
18	NAGALAND	35	3	0	0
19	ORISSA	3,116	311	594	191
20	PUNJAB	1,608	161	118	73
21	RAJASTHAN	2,272	227	324	143
22	SIKKIM	200	20	12	60
23	TAMIL NADU	5,923	591	18	3
24	UTTARAKHAND	1,341	134	139	104
25	UTTAR PRADESH	22,500	2,250	0	0
26	WEST BENGAL	1,934	192	108	56
Grand Total		1,15,379	11,526	11,897	103

Very Good:(90% or above of targets)

CHHATISGARH, GUJARAT, HARYANA, HIMACHAL PRADESH, MADHYA PRADESH, MAHARASHTRA,
 MANIPUR, MEGHALAYA, ORISSA, RAJASTHAN, UTTARAKHAND

Good:(Between 80% to 90% targets)

KARNATAKA

Poor:(Below 80% of targets)

ANDHRA PRADESH, ARUNACHAL PRADESH, ASSAM, BIHAR, JAMMU AND KASHMIR, JHARKHAND,
 KERALA, MIZORAM, NAGALAND, PUNJAB, SIKKIM, TAMIL NADU, UTTAR PRADESH, WEST BENGAL

*Achievement figures are based on IMIS provisionally (Ministry of Drinking Water and Sanitation)

Rural Areas- National Rural Drinking Water Programme (NRDWP)

Coverage of Water Quality Affected Habitations

% Achievement of Target

During April-June, 2011

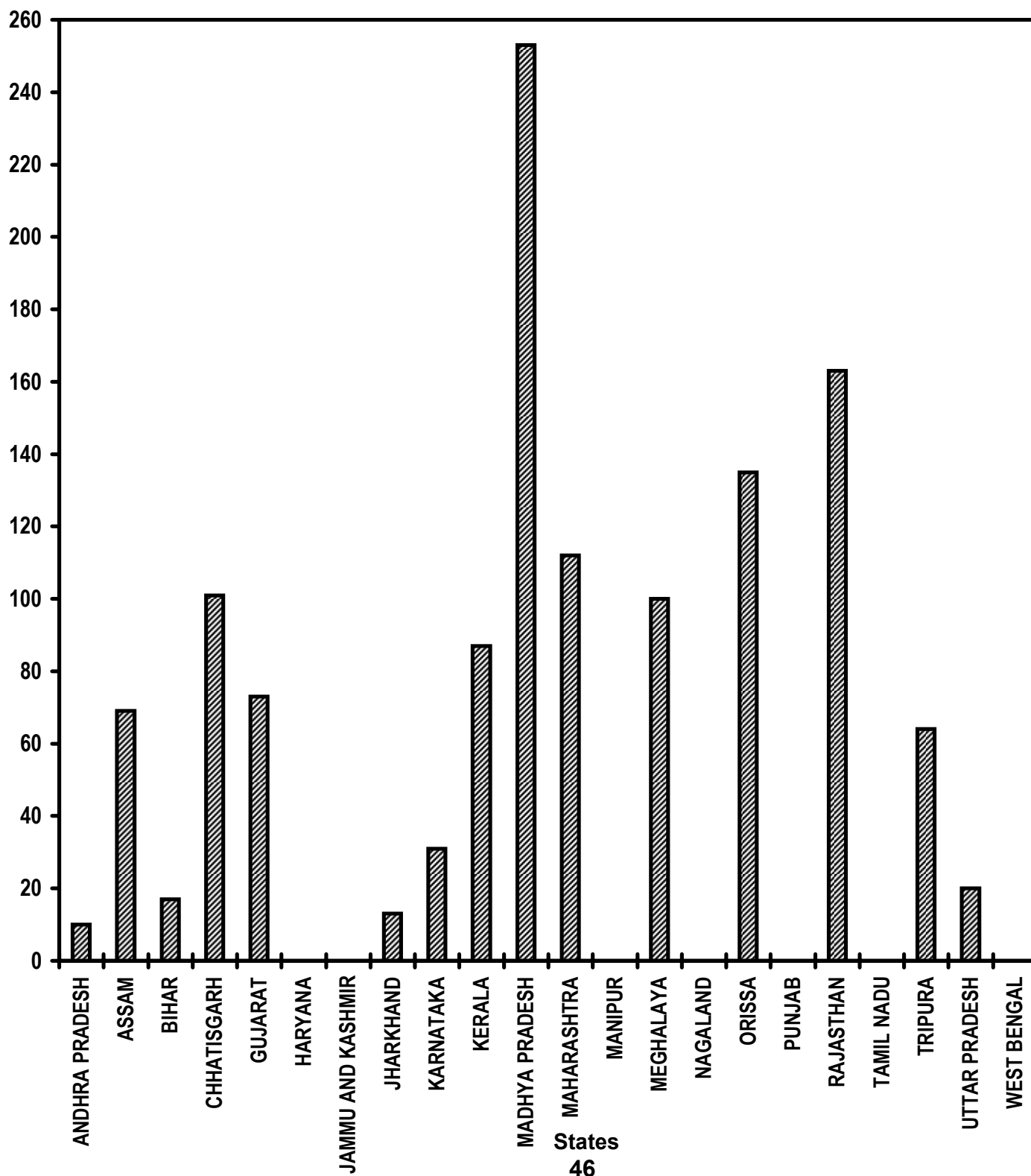


Table - 9(B)

Rural Areas: National Rural Drinking Water Programme (NRDWP)
Coverage of water quality affected habitations
 (Unit: Number)

Sl. No.	State/UT Name	Target		Achievement* April,2011- June,2011	Percent Achievement April,2011- June,2011
		2011-2012	April,2011- June,2011		
(1)	(2)	(3)	(4)	(5)	(5)/(4)
1	ANDHRA PRADESH	201	20	2	10
2	ASSAM	3,158	315	218	69
3	BIHAR	6,375	638	106	17
4	CHHATISGARH	3,283	327	331	101
5	GUJARAT	405	41	30	73
6	HARYANA	23	2	0	0
7	JAMMU AND KASHMIR	20	2	0	0
8	JHARKHAND	804	80	10	12
9	KARNATAKA	2,000	200	62	31
10	KERALA	157	15	13	87
11	MADHYA PRADESH	575	57	144	253
12	MAHARASHTRA	1,272	126	141	112
13	MANIPUR	4	1	0	0
14	MEGHALAYA	12	1	1	100
15	NAGALAND	50	5	0	0
16	ORISSA	1,609	161	218	135
17	PUNJAB	22	2	0	0
18	RAJASTHAN	3,801	380	618	163
19	TAMIL NADU	77	8	0	0
20	TRIPURA	982	98	63	64
21	UTTAR PRADESH	800	80	16	20
22	WEST BENGAL	4,160	416	0	0
Grand Total		29,790	2,975	1,973	66

Very Good:(90% or above of targets)

CHHATISGARH, MADHYA PRADESH, MAHARASHTRA, MEGHALAYA, ORISSA, RAJASTHAN

Good:(Between 80% to 90% targets)

KERALA

Poor:(Below 80% of targets)

ANDHRA PRADESH, ASSAM, BIHAR, GUJARAT, HARYANA, JAMMU AND KASHMIR, JHARKHAND, KARNATAKA, MANIPUR, NAGALAND, PUNJAB, TAMIL NADU, TRIPURA, UTTAR PRADESH, WEST BENGAL

*Achievement figures are based on IMIS provisionally (Ministry of Drinking Water and Sanitation)

Table - 10**Sanitation Programme in Rural Areas****(Unit: Number)**

Sl. No.	State/UT Name	Individual Household latrines constructed (Number) April,2011-June,2011
(1)	(2)	(3)
1	ANDHRA PRADESH	1,77,042
2	ARUNACHAL PRADESH	13,788
3	ASSAM	76,875
4	BIHAR	1,49,355
5	CHHATISGARH	15,273
6	DELHI	0
7	GOA	0
8	GUJARAT	73,032
9	HARYANA	34,641
10	HIMACHAL PRADESH	2,291
11	JAMMU AND KASHMIR	2,121
12	JHARKHAND	17,045
13	KARNATAKA	1,50,586
14	KERALA	0
15	MADHYA PRADESH	2,20,811
16	MAHARASHTRA	1,01,257
17	MANIPUR	8,724
18	MEGHALAYA	10,131
19	MIZORAM	0
20	NAGALAND	26,949
21	ORISSA	1,37,802
22	PUDUCHERRY	0
23	PUNJAB	0
24	RAJASTHAN	1,38,722
25	SIKKIM	0
26	TAMIL NADU	81,592
27	TRIPURA	8,606
28	UTTARAKHAND	26,086
29	UTTAR PRADESH	1,60,785
30	WEST BENGAL	1,63,200
31	ANDAMAN AND NICOBAR ISLANDS	0
32	CHANDIGARH	0
33	DADRA AND NAGAR HAVELI	0
34	DAMAN AND DIU	0
35	LAKSHADWEEP	0
Grand Total		17,96,714

Table - 11**Institutional Delivery**

(Unit: Number)

Sl. No.	State/UT Name	Delivery in institutions (Number) April,2011-June,2011
(1)	(2)	(3)
1	ANDHRA PRADESH	1,36,934
2	ARUNACHAL PRADESH	0
3	ASSAM	0
4	BIHAR	2,46,089
5	CHHATISGARH	36,152
6	DELHI	36,282
7	GOA	5,072
8	GUJARAT	2,30,125
9	HARYANA	43,191
10	HIMACHAL PRADESH	13,664
11	JAMMU AND KASHMIR	31,483
12	JHARKHAND	68,218
13	KARNATAKA	2,10,780
14	KERALA	16,132
15	MADHYA PRADESH	2,56,686
16	MAHARASHTRA	2,10,256
17	MANIPUR	6,939
18	MEGHALAYA	5,716
19	MIZORAM	0
20	NAGALAND	2,740
21	ORISSA	87,044
22	PUDUCHERRY	6,472
23	PUNJAB	53,335
24	RAJASTHAN	2,53,957
25	SIKKIM	1,430
26	TAMIL NADU	2,63,425
27	TRIPURA	7,823
28	UTTARAKHAND	18,758
29	UTTAR PRADESH	5,11,029
30	WEST BENGAL	0
31	ANDAMAN AND NICOBAR ISLANDS	1,278
32	CHANDIGARH	3,845
33	DADRA AND NAGAR HAVELI	715
34	DAMAN AND DIU	682
35	LAKSHADWEEP	171
Grand Total		27,66,423

SC Families Assisted

% Achievement of Target

During April-June, 2011

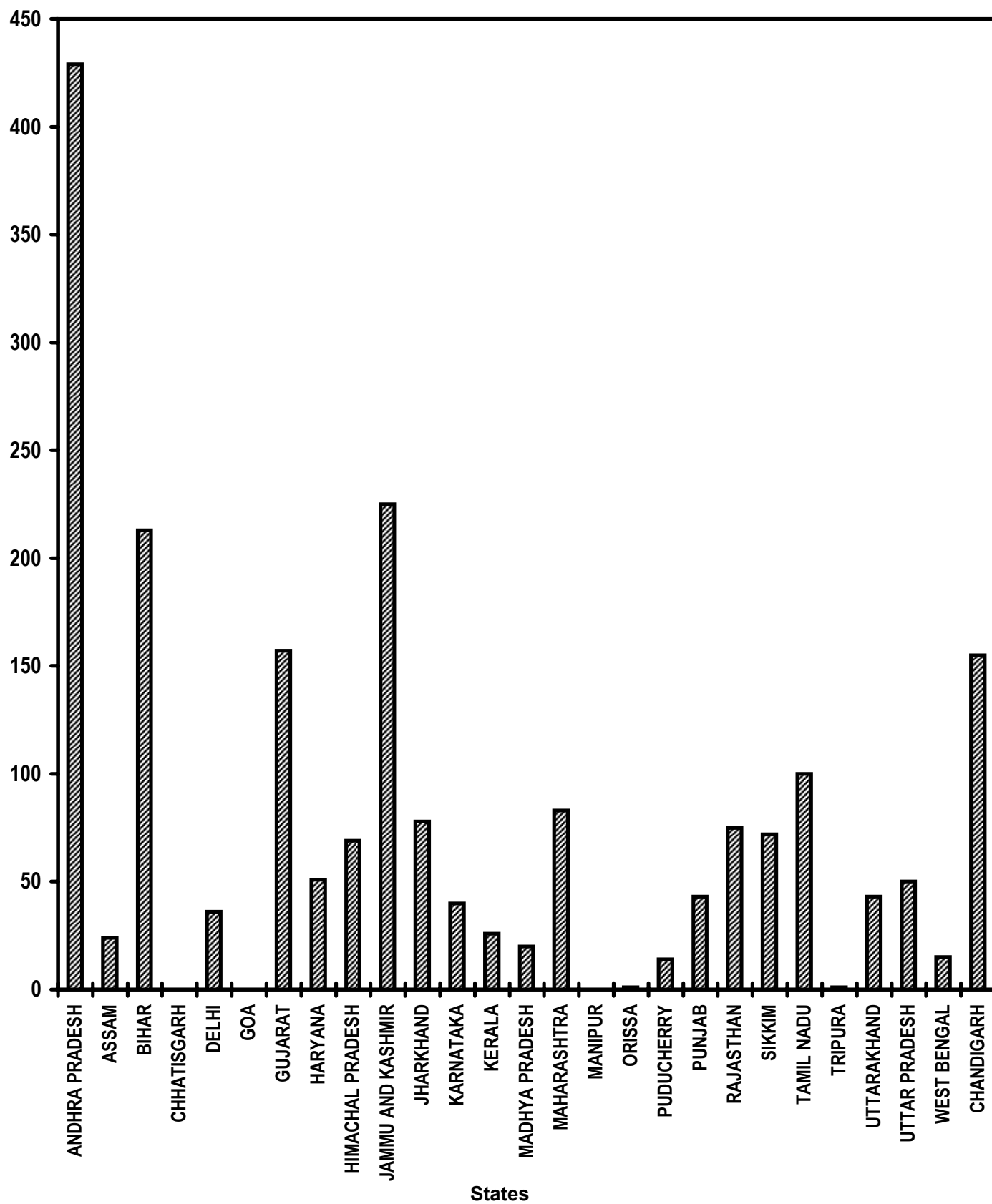


Table - 12

SC Families Assisted

(Unit: Number)

Sl. No.	State/UT Name	Target*		Achievement April,2011- June,2011	Percent Achievement April,2011- June,2011
		2011-2012	April,2011- June,2011		
(1)	(2)	(3)	(4)	(5)	(5)/(4)
1	ANDHRA PRADESH	4,50,000	1,12,500	4,82,499	429
2	ASSAM	44,000	10,998	2,655	24
3	BIHAR	2,55,000	63,750	1,35,801	213
4	CHHATISGARH	3,75,000	93,750	0	0
5	DELHI	5,000	1,248	451	36
6	GOA	550	135	0	0
7	GUJARAT	1,40,000	34,998	54,792	157
8	HARYANA	88,500	22,125	11,361	51
9	HIMACHAL PRADESH	58,000	14,500	9,974	69
10	JAMMU AND KASHMIR	1,100	273	614 \$	225
11	JHARKHAND	5,50,000	1,37,499	1,07,266	78
12	KARNATAKA	5,00,000	1,24,998	49,583	40
13	KERALA	33,000	8,250	2,128	26
14	MADHYA PRADESH	2,43,000	60,750	12,133	20
15	MAHARASHTRA	1,54,000	38,499	31,978	83
16	MANIPUR	550	135	0	0
17	ORISSA	72,600	18,150	188	1
18	PUDUCHERRY	5,000	1,248	180	14
19	PUNJAB	88,000	21,999	9,511	43
20	RAJASTHAN	4,12,000	1,02,999	76,963	75
21	SIKKIM	2,200	549	393	72
22	TAMIL NADU	9,00,000	2,25,000	2,25,496	100
23	TRIPURA	22,000	5,499	65	1
24	UTTARAKHAND	7,000	1,749	748	43
25	UTTAR PRADESH	2,57,000	64,248	31,829	50
26	WEST BENGAL	1,10,000	27,498	4,058	15
27	CHANDIGARH	700	174	269	155
Grand Total		47,74,200	11,93,521	12,50,935	105

Very Good:(90% or above of targets)

ANDHRA PRADESH, BIHAR, GUJARAT, JAMMU AND KASHMIR, TAMIL NADU, CHANDIGARH

Good:(Between 80% to 90% targets)

MAHARASHTRA

Poor:(Below 80% of targets)

ASSAM, CHHATISGARH, DELHI, GOA, HARYANA, HIMACHAL PRADESH, JHARKHAND, KARNATAKA, KERALA, MADHYA PRADESH, MANIPUR, ORISSA, PUDUCHERRY, PUNJAB, RAJASTHAN, SIKKIM, TRIPURA, UTTARAKHAND, UTTAR PRADESH, WEST BENGAL

*Targets for 2011-12 have not been received from M/o Social Justice & Empowerment for the last four years i.e. for 2008-09 - 2011-12 so the target for the year 2007-08 has been repeated.

Note: \$ previous month's figures repeated

Universalization of ICDS Scheme

ICDS Blocks Operational (Cumulative)

% Achievement of Target
During April-June, 2011

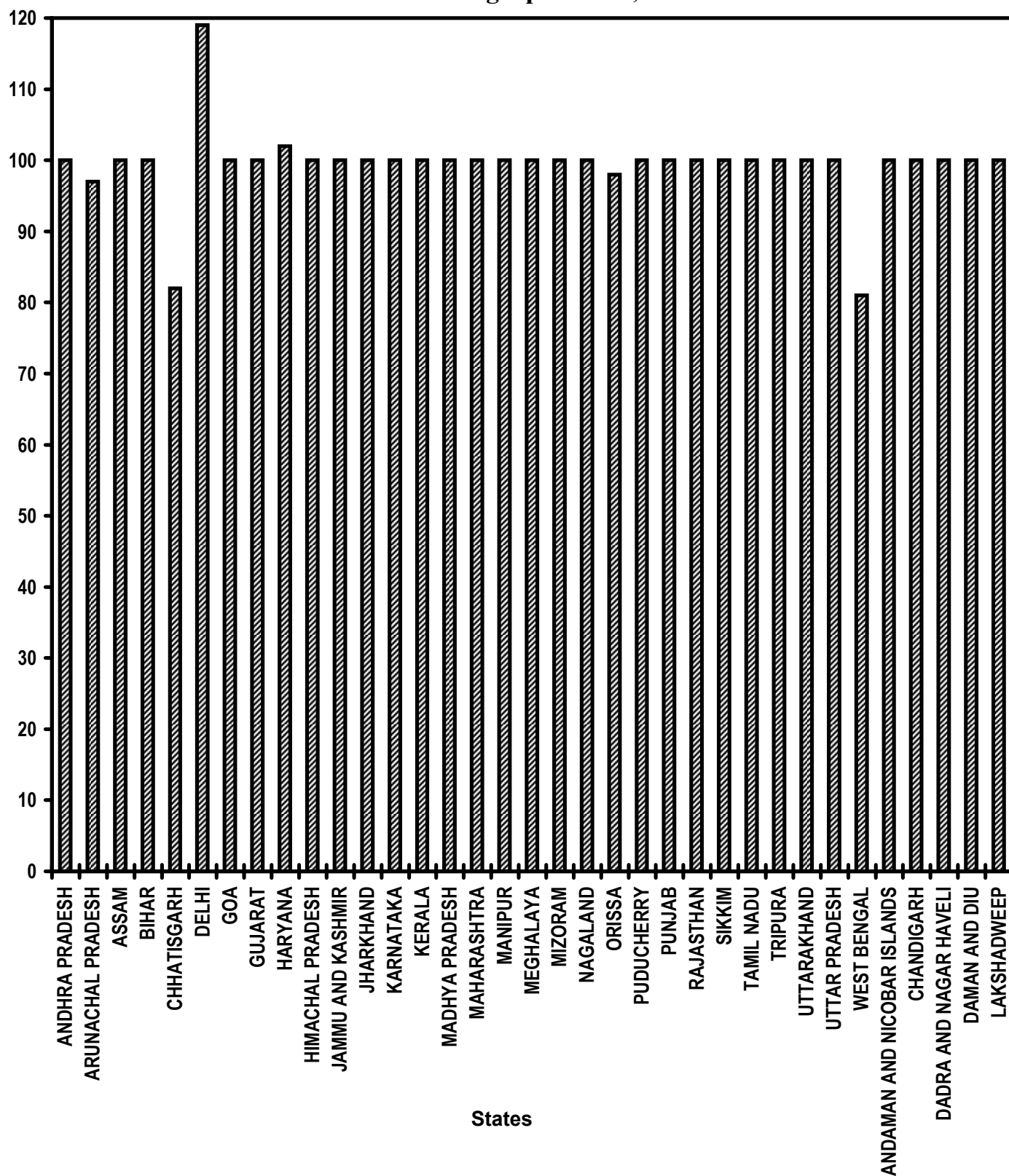


Table - 13

Universalization of ICDS Scheme
ICDS Blocks Operational (Cumulative)
 (Unit: Number)

Sl. No.	State/UT Name	Target		Achievement April,2011-June,2011	Percent Achievement April,2011-June,2011
		2011-2012	April,2011-June,2011		
(1)	(2)	(3)	(4)	(5)	(5)/(4)
1	ANDHRA PRADESH	387	387	387	100
2	ARUNACHAL PRADESH	96	96	93	97
3	ASSAM	231	231	231	100
4	BIHAR	545	545	544	100
5	CHHATISGARH	198	198	163	82
6	DELHI	79	79	94*	119
7	GOA	11	11	11	100
8	GUJARAT	336	336	336	100
9	HARYANA	145	145	148	102
10	HIMACHAL PRADESH	78	78	78	100
11	JAMMU AND KASHMIR	141	141	141	100
12	JHARKHAND	204	204	204	100
13	KARNATAKA	185	185	185	100
14	KERALA	258	258	258	100
15	MADHYA PRADESH	453	453	453	100
16	MAHARASHTRA	553	553	553	100
17	MANIPUR	42	42	42	100
18	MEGHALAYA	41	41	41	100
19	MIZORAM	27	27	27	100
20	NAGALAND	59	59	59	100
21	ORISSA	333	333	326	98
22	PUDUCHERRY	5	5	5	100
23	PUNJAB	154	154	154	100
24	RAJASTHAN	304	304	304	100
25	SIKKIM	13	13	13	100
26	TAMIL NADU	434	434	434	100
27	TRIPURA	56	56	56	100
28	UTTARAKHAND	105	105	105	100
29	UTTAR PRADESH	897	897	896	100
30	WEST BENGAL	512	512	414	81
31	ANDAMAN AND NICOBAR ISLANDS	5	5	5	100
32	CHANDIGARH	3	3	3	100
33	DADRA AND NAGAR HAVELI	2	2	2	100
34	DAMAN AND DIU	2	2	2	100
35	LAKSHADWEEP	6	6	6	100
Grand Total		6,900	6,900	6,773	98

Very Good:(90% or above of targets)

ANDHRA PRADESH, ARUNACHAL PRADESH, ASSAM, BIHAR, DELHI, GOA, GUJARAT, HARYANA, HIMACHAL PRADESH, JAMMU AND KASHMIR, JHARKHAND, KARNATAKA, KERALA, MADHYA PRADESH, MAHARASHTRA, MANIPUR, MEGHALAYA, MIZORAM, NAGALAND, ORISSA, PUDUCHERRY, PUNJAB, RAJASTHAN, SIKKIM, TAMIL NADU, TRIPURA, UTTARAKHAND, UTTAR PRADESH, ANDAMAN AND NICOBAR ISLANDS, CHANDIGARH, DADRA AND NAGAR HAVELI, DAMAN AND DIU, LAKSHADWEEP

Good:(Between 80% to 90% targets)

CHHATISGARH, WEST BENGAL

* Achievement is high due to coverage of backlog

Functional Anganwadis (Cumulative)

% Achievement of Target
During April-June, 2011

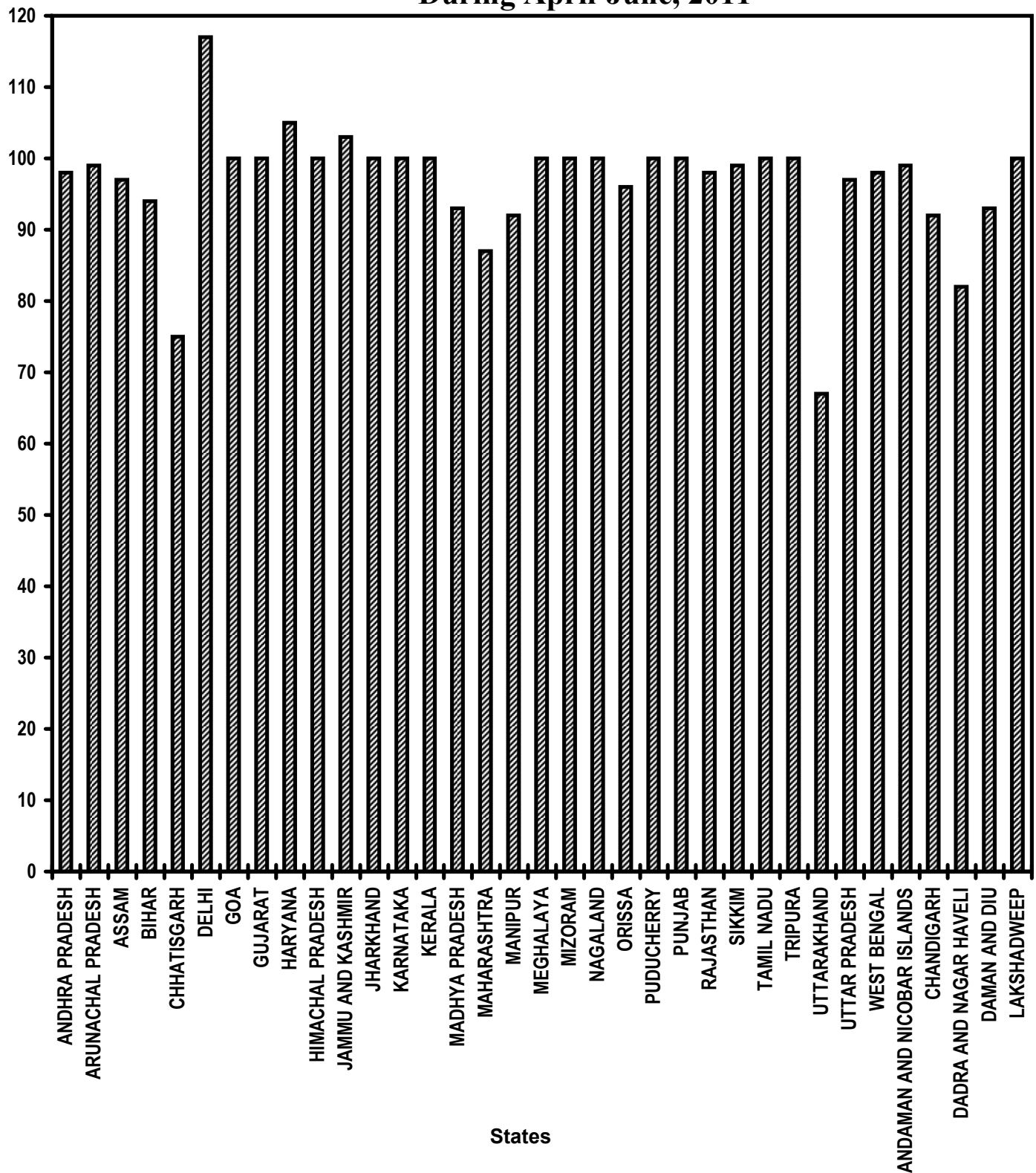


Table - 14

Functional Anganwadis
Anganwadis Functional (Cumulative)
(Unit: Number)

Sl. No.	State/UT Name	Target		Achievement April,2011-June,2011	Percent Achievement April,2011-June,2011
		2011-2012	April,2011-June,2011		
(1)	(2)	(3)	(4)	(5)	(5)/(4)
1	ANDHRA PRADESH	87,004	87,004	85,202	98
2	ARUNACHAL PRADESH	6,117	6,117	6,028	99
3	ASSAM	58,572	58,572	56,681	97
4	BIHAR	85,502	85,502	80,211	94
5	CHHATISGARH	50,501	50,501	37,681	75
6	DELHI	8,651	8,651	10163*	117
7	GOA	1,260	1,260	1,258	100
8	GUJARAT	49,935	49,935	49,926	100
9	HARYANA	23,247	23,247	24,393	105
10	HIMACHAL PRADESH	18,612	18,612	18,529	100
11	JAMMU AND KASHMIR	27,046	27,046	27,892	103
12	JHARKHAND	38,236	38,236	38,310	100
13	KARNATAKA	63,371	63,371	63,372	100
14	KERALA	33,066	33,066	33,035	100
15	MADHYA PRADESH	90,999	90,999	84,583	93
16	MAHARASHTRA	1,08,146	1,08,146	93,772	87
17	MANIPUR	10,615	10,615	9,795	92
18	MEGHALAYA	5,113	5,113	5,113	100
19	MIZORAM	1,980	1,980	1,980	100
20	NAGALAND	3,455	3,455	3,455	100
21	ORISSA	71,057	71,057	68,282	96
22	PUDUCHERRY	788	788	788	100
23	PUNJAB	26,656	26,656	26,656	100
24	RAJASTHAN	59,135	59,135	57,781	98
25	SIKKIM	1,200	1,200	1,190	99
26	TAMIL NADU	54,439	54,439	54,439	100
27	TRIPURA	9,906	9,906	9,906	100
28	UTTARAKHAND	19,223	19,223	12,859	67
29	UTTAR PRADESH	1,79,826	1,79,826	1,74,631	97
30	WEST BENGAL	1,13,999	1,13,999	1,11,652	98
31	ANDAMAN AND NICOBAR ISLANDS	707	707	697	99
32	CHANDIGARH	456	456	420	92
33	DADRA AND NAGAR HAVELI	267	267	219	82
34	DAMAN AND DIU	104	104	97	93
35	LAKSHADWEEP	107	107	107	100
Grand Total		13,09,298	13,09,298	12,51,103	96

Very Good:(90% or above of targets)

ANDHRA PRADESH, ARUNACHAL PRADESH, ASSAM, BIHAR, DELHI, GOA, GUJARAT, HARYANA, HIMACHAL PRADESH, JAMMU AND KASHMIR, JHARKHAND, KARNATAKA, KERALA, MADHYA PRADESH, MANIPUR, MEGHALAYA, MIZORAM, NAGALAND, ORISSA, PUDUCHERRY, PUNJAB, RAJASTHAN, SIKKIM, TAMIL NADU, TRIPURA, UTTAR PRADESH, WEST BENGAL, ANDAMAN AND NICOBAR ISLANDS, CHANDIGARH, DAMAN AND DIU, LAKSHADWEEP

Good:(Between 80% to 90% targets)

MAHARASHTRA, DADRA AND NAGAR HAVELI

Poor:(Below 80% of targets)

CHHATISGARH, UTTARAKHAND

*Achievement is high due to coverage of backlog

No. of Urban poor families assisted under Seven Point Charter

Poor Families Assisted

% Achievement of Target
During April-June, 2011

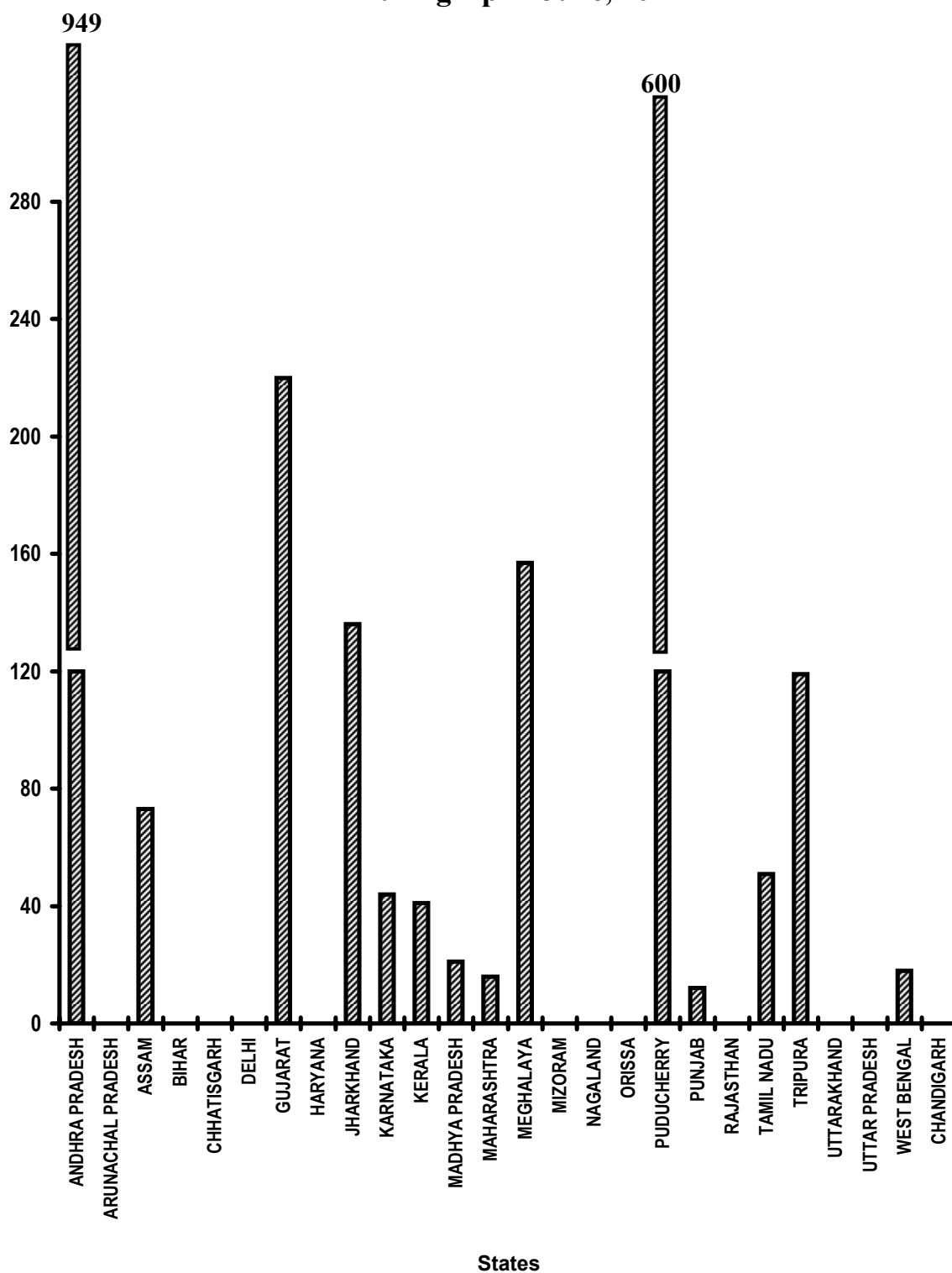


Table - 15

No. of Urban poor families assisted under Seven Point Charter
Poor Families Assisted
 (Unit: Number)

Sl. No.	State/UT Name	Target		Achievement April,2011-June,2011	Percent Achievement April,2011-June,2011
		2011-2012	April,2011-June,2011		
(1)	(2)	(3)	(4)	(5)	(5)/(4)
1	ANDHRA PRADESH	60,000	15,000	1,42,280	949
2	ARUNACHAL PRADESH	375	94	0	0
3	ASSAM	6,000	1,500	1,090	73
4	BIHAR	12,000	3,000	0	0
5	CHHATISGARH	18,750	4,688	0	0
6	DELHI	30,000	7,500	0	0
7	GUJARAT	52,500	13,125	28,940	220
8	HARYANA	8,250	2,062	0	0
9	JHARKHAND	7,500	1,875	2,558	136
10	KARNATAKA	21,000	5,250	2,285	44
11	KERALA	22,500	5,625	2,314	41
12	MADHYA PRADESH	37,500	9,375	1,944	21
13	MAHARASHTRA	1,05,000	26,250	4,084	16
14	MEGHALAYA	900	225	353	157
15	MIZORAM	1,725	431	0	0
16	NAGALAND	3,000	750	0	0
17	ORISSA	8,700	2,175	0	0
18	PUDUCHERRY	1,800	450	2,700	600
19	PUNJAB	3,000	750	88	12
20	RAJASTHAN	33,000	8,250	0	0
21	TAMIL NADU	52,500	13,125	6,713	51
22	TRIPURA	1,500	375	447	119
23	UTTARAKHAND	4,500	1,125	0	0
24	UTTAR PRADESH	48,000	12,000	38	0
25	WEST BENGAL	52,500	13,125	2,313	18
26	CHANDIGARH	7,500	1,875	0	0
Grand Total		6,00,000	1,50,000	1,98,147	132

Very Good:(90% or above of targets)

ANDHRA PRADESH, GUJARAT, JHARKHAND, MEGHALAYA, PUDUCHERRY, TRIPURA

Poor:(Below 80% of targets)

ARUNACHAL PRADESH, ASSAM, BIHAR, CHHATISGARH, DELHI, HARYANA, KARNATAKA, KERALA, MADHYA PRADESH, MAHARASHTRA, MIZORAM, NAGALAND, ORISSA, PUNJAB, RAJASTHAN, TAMIL NADU, UTTARAKHAND, UTTAR PRADESH, WEST BENGAL, CHANDIGARH

Afforestation (Public and Forest Lands)

Area Covered under Plantation

% Achievement of Target

During April-June, 2011

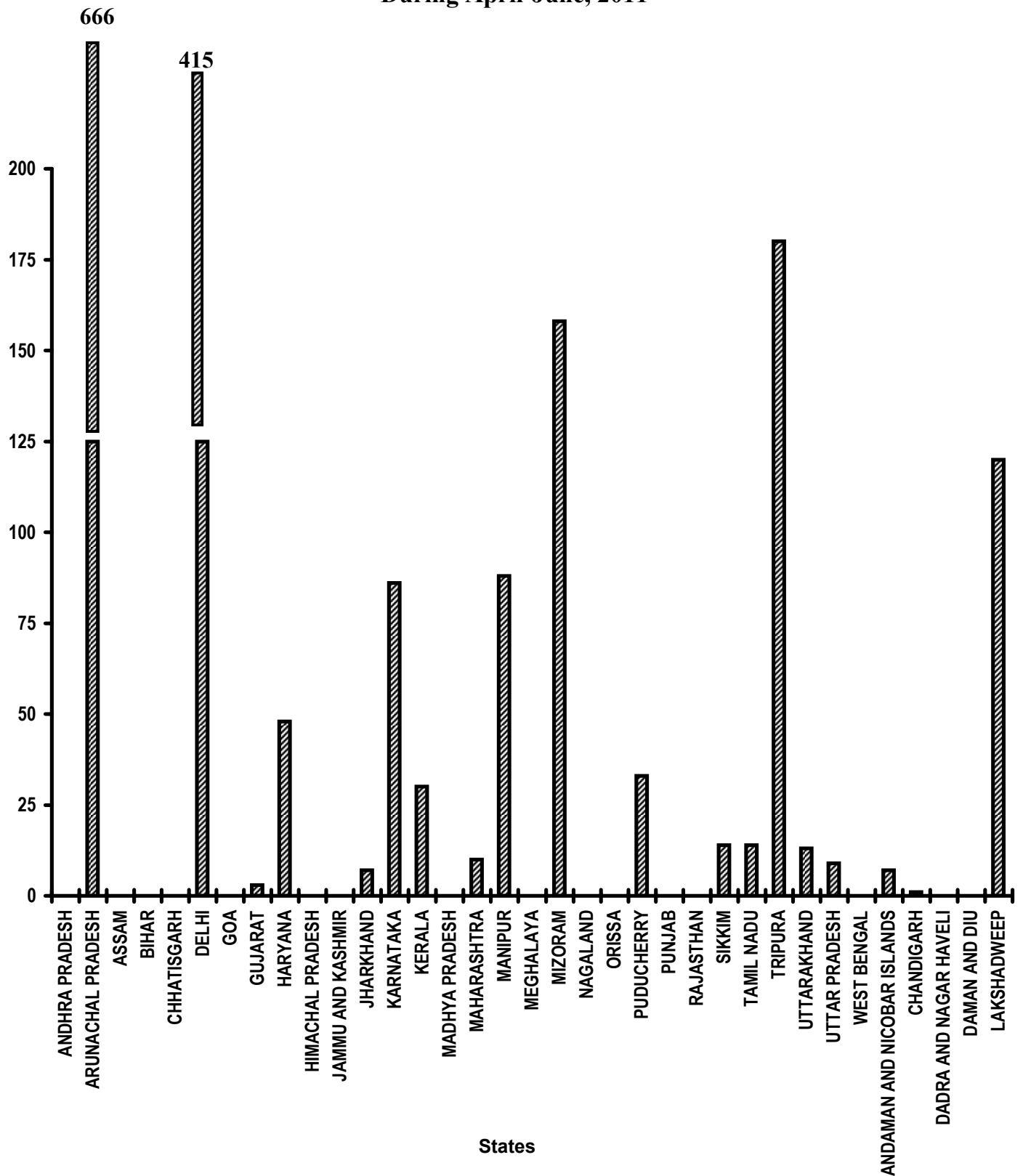


Table - 16(A)

Afforestation (Public and Forest Lands)
Area Covered under Plantation
(Unit: Hectares)

Sl. No.	State/UT Name	Target		Achievement April,2011-June,2011	Percent Achievement April,2011-June,2011
		2011-2012	April,2011-June,2011		
(1)	(2)	(3)	(4)	(5)	(5)/(4)
1	ANDHRA PRADESH	3,12,000	78,000	0	0
2	ARUNACHAL PRADESH	6,500	1,625	10,817	666
3	ASSAM	9,500	2,375	0	0
4	BIHAR	25,000	6,250	0	0
5	CHHATISGARH	78,000	19,500	0	0
6	DELHI	105	26	108	415
7	GOA	500	125	0	0
8	GUJARAT	1,37,500	34,375	1,096	3
9	HARYANA	24,000	6,000	2,890	48
10	HIMACHAL PRADESH	20,000	5,000	0	0
11	JAMMU AND KASHMIR	28,000	6,999	0	0
12	JHARKHAND	30,000	7,500	494	7
13	KARNATAKA	1,00,000	24,999	21,466	86
14	KERALA	9,000	2,250	686	30
15	MADHYA PRADESH	2,10,000	52,500	0	0
16	MAHARASHTRA	1,80,000	45,000	4,549	10
17	MANIPUR	10,000	2,500	2,197	88
18	MEGHALAYA	2,500	625	0	0
19	MIZORAM	5,500	1,375	2,175	158
20	NAGALAND	5,000	1,250	0	0
21	ORISSA	2,15,000	53,750	0	0
22	PUDUCHERRY	75	18	6	33
23	PUNJAB	8,000	2,000	0	0
24	RAJASTHAN	60,000	15,000	33	0
25	SIKKIM	6,000	1,500	203	14
26	TAMIL NADU	1,18,500	29,625	4,094	14
27	TRIPURA	13,000	3,250	5,855	180
28	UTTARAKHAND	20,000	5,000	629	13
29	UTTAR PRADESH	90,000	22,500	2,079	9
30	WEST BENGAL	20,000	5,000	0	0
31	ANDAMAN AND NICOBAR ISLANDS	1,300	325	24	7
32	CHANDIGARH	300	75	1	1
33	DADRA AND NAGAR HAVELI	250	62	0	0
34	DAMAN AND DIU	30	7	0	0
35	LAKSHADWEEP	20	5	6	120
Grand Total		17,45,580	4,36,391	59,408	14

Very Good:(90% or above of targets)

ARUNACHAL PRADESH, DELHI, MIZORAM, TRIPURA, LAKSHADWEEP

Good:(Between 80% to 90% targets)

KARNATAKA, MANIPUR

Poor:(Below 80% of targets)

ANDHRA PRADESH, ASSAM, BIHAR, CHHATISGARH, GOA, GUJARAT, HARYANA, HIMACHAL PRADESH, JAMMU AND KASHMIR, JHARKHAND, KERALA, MADHYA PRADESH, MAHARASHTRA, MEGHALAYA, NAGALAND, ORISSA, PUDUCHERRY, PUNJAB, RAJASTHAN, SIKKIM, TAMIL NADU, UTTARAKHAND, UTTAR PRADESH, WEST BENGAL, ANDAMAN AND NICOBAR ISLANDS, CHANDIGARH, DADRA AND NAGAR HAVELI, DAMAN AND DIU

Afforestation (Public and Forest Lands)

Seedlings planted

% Achievement of Target
During April-June, 2011

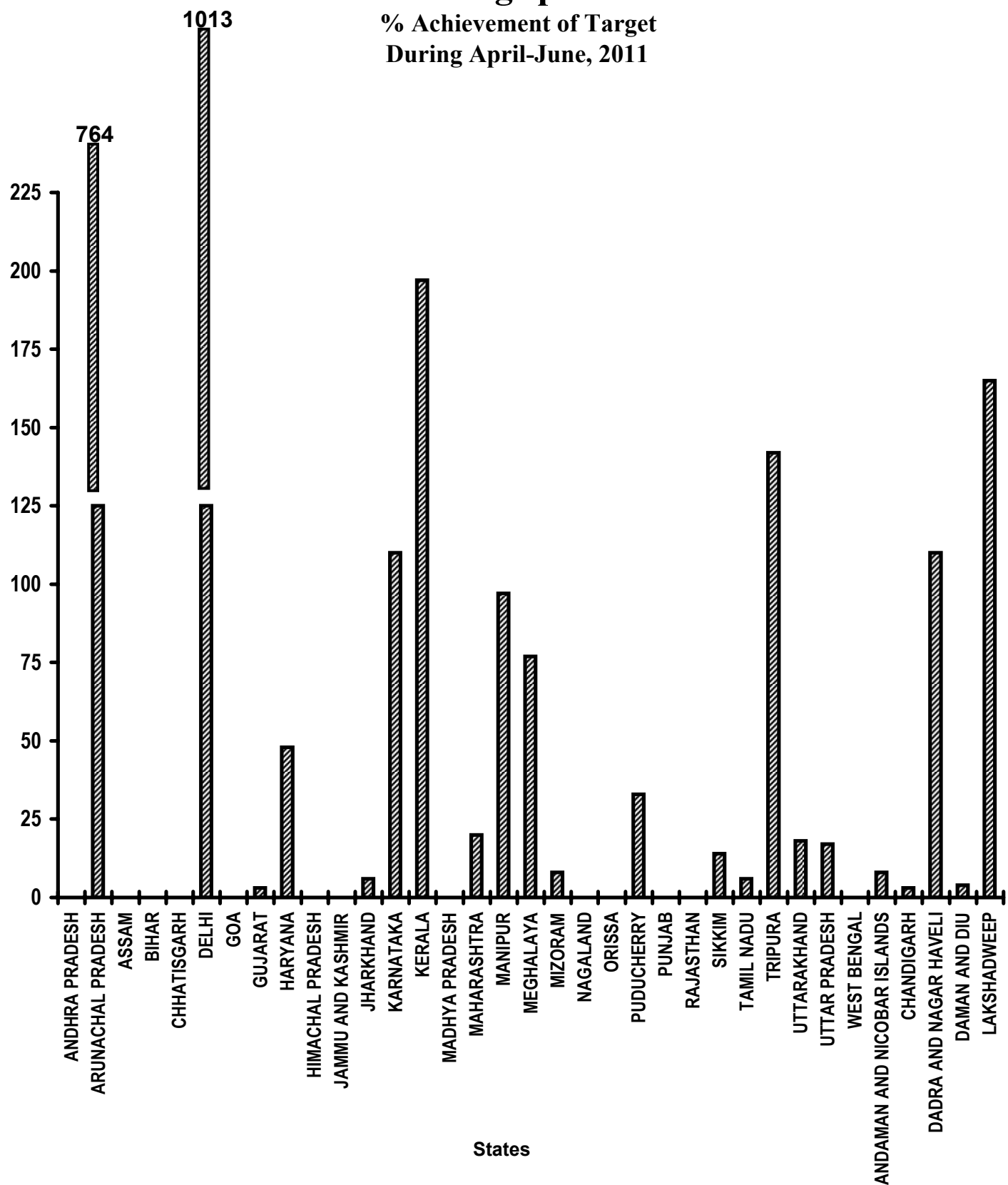


Table - 16(B)

Afforestation (Public and Forest Lands)
Seedlings planted
(Unit: Number)

Sl. No.	State/UT Name	Target		Achievement April,2011-June,2011	Percent Achievement April,2011-June,2011
		2011-2012	April,2011-June,2011		
(1)	(2)	(3)	(4)	(5)	(5)/(4)
1	ANDHRA PRADESH	20,28,00,000	5,07,00,000	0	0
2	ARUNACHAL PRADESH	42,25,000	10,56,250	80,73,113	764
3	ASSAM	61,75,000	15,43,750	0	0
4	BIHAR	1,62,50,000	40,62,500	0	0
5	CHHATISGARH	5,07,00,000	1,26,75,000	0	0
6	DELHI	68,000	17,000	1,72,206	1,013
7	GOA	3,25,000	81,250	0	0
8	GUJARAT	8,93,75,000	2,23,43,750	7,21,000	3
9	HARYANA	1,56,00,000	39,00,000	18,78,000	48
10	HIMACHAL PRADESH	1,30,00,000	32,50,000	0	0
11	JAMMU AND KASHMIR	1,82,00,000	45,50,001	0	0
12	JHARKHAND	1,95,00,000	48,75,000	2,81,339	6
13	KARNATAKA	6,50,00,000	1,62,50,001	1,79,32,000	110
14	KERALA	58,50,000	14,62,500	28,79,288	197
15	MADHYA PRADESH	13,65,00,000	3,41,25,000	0	0
16	MAHARASHTRA	11,70,00,000	2,92,50,000	57,89,000	20
17	MANIPUR	65,00,000	16,25,000	15,69,200	97
18	MEGHALAYA	16,25,000	4,06,250	3,14,606	77
19	MIZORAM	35,75,000	8,93,750	70,000	8
20	NAGALAND	32,50,000	8,12,500	0	0
21	ORISSA	13,97,50,000	3,49,37,500	0	0
22	PUDUCHERRY	49,000	12,250	4,010	33
23	PUNJAB	52,00,000	13,00,000	0	0
24	RAJASTHAN	3,00,00,000	75,00,000	19,000	0
25	SIKKIM	39,00,000	9,75,000	1,32,000	14
26	TAMIL NADU	7,70,25,000	1,92,56,250	11,46,582	6
27	TRIPURA	84,50,000	21,12,500	30,00,000	142
28	UTTARAKHAND	1,30,00,000	32,50,000	5,78,000	18
29	UTTAR PRADESH	5,85,00,000	1,46,25,000	25,50,143	17
30	WEST BENGAL	1,30,00,000	32,50,000	0	0
31	ANDAMAN AND NICOBAR ISLANDS	8,45,000	2,11,250	16,716	8
32	CHANDIGARH	1,95,000	48,750	1,669	3
33	DADRA AND NAGAR HAVELI	1,63,000	40,750	45,000	110
34	DAMAN AND DIU	20,000	5,001	225	4
35	LAKSHADWEEP	13,000	3,250	5,377	165
Grand Total		1,12,56,28,000	28,14,07,003	4,71,78,474	17

Very Good:(90% or above of targets)

ARUNACHAL PRADESH, DELHI, KARNATAKA, KERALA, MANIPUR, TRIPURA, DADRA AND NAGAR HAVELI, LAKSHADWEEP

Poor:(Below 80% of targets)

ANDHRA PRADESH, ASSAM, BIHAR, CHHATISGARH, GOA, GUJARAT, HARYANA, HIMACHAL PRADESH, JAMMU AND KASHMIR, JHARKHAND, MADHYA PRADESH, MAHARASHTRA, MEGHALAYA, MIZORAM, NAGALAND, ORISSA, PUDUCHERRY, PUNJAB, RAJASTHAN, SIKKIM, TAMIL NADU, UTTARAKHAND, UTTAR PRADESH, WEST BENGAL, ANDAMAN AND NICOBAR ISLANDS, CHANDIGARH, DAMAN AND DIU

Rural Roads - PMGSY

Length of Road Constructed

% Achievement of Target

During April-June, 2011

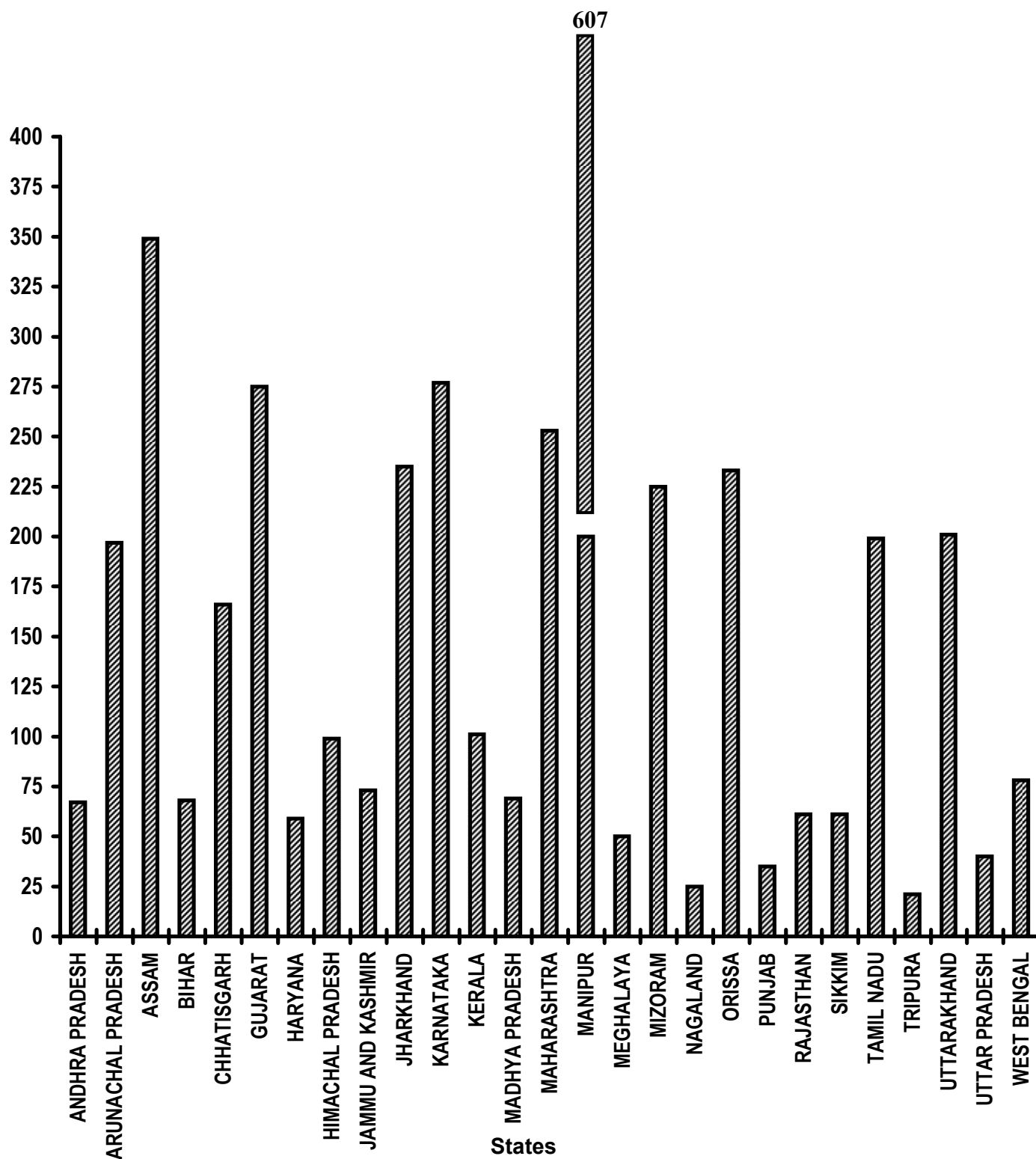


Table - 17

Rural Roads - PMGSY
Length of Road Constructed
(Unit: Kilometer)

Sl. No.	State/UT Name	Target		Achievement April,2011-June,2011	Percent Achievement April,2011-June,2011
		2011-2012	April,2011-June,2011		
(1)	(2)	(3)	(4)	(5)	(5)/(4)
1	ANDHRA PRADESH	1,925	385	257	67
2	ARUNACHAL PRADESH	196	39	77*	197
3	ASSAM	1,224	245	854	349
4	BIHAR	6,000	1,200	816	68
5	CHHATISGARH	1,500	300	498*	166
6	GUJARAT	728	146	401	275
7	HARYANA	292	58	34	59
8	HIMACHAL PRADESH	750	150	148	99
9	JAMMU AND KASHMIR	750	150	110	73
10	JHARKHAND	1,005	201	472	235
11	KARNATAKA	1,204	241	668	277
12	KERALA	446	89	90	101
13	MADHYA PRADESH	3,719	744	516	69
14	MAHARASHTRA	1,700	340	860	253
15	MANIPUR	150	30	182	607
16	MEGHALAYA	100	20	10*	50
17	MIZORAM	100	20	45	225
18	NAGALAND	200	40	10*	25
19	ORISSA	2,400	480	1120*	233
20	PUNJAB	593	119	42	35
21	RAJASTHAN	1,795	359	218	61
22	SIKKIM	154	31	19	61
23	TAMIL NADU	1,058	212	422	199
24	TRIPURA	314	63	13	21
25	UTTARAKHAND	350	70	141	201
26	UTTAR PRADESH	3,000	600	242	40
27	WEST BENGAL	1,347	269	211	78
Grand Total		33,000	6,601	8,476	128

Very Good:(90% or above of targets)

ARUNACHAL PRADESH, ASSAM, CHHATISGARH, GUJARAT, HIMACHAL PRADESH, JHARKHAND, KARNATAKA, KERALA, MAHARASHTRA, MANIPUR, MIZORAM, ORISSA, TAMIL NADU, UTTARAKHAND

Poor:(Below 80% of targets)

ANDHRA PRADESH, BIHAR, HARYANA, JAMMU AND KASHMIR, MADHYA PRADESH, MEGHALAYA, NAGALAND, PUNJAB, RAJASTHAN, SIKKIM, TRIPURA, UTTAR PRADESH, WEST BENGAL

**Figures furnished by M/o Rural Development*

Rajiv Gandhi

Grameen Vidyutikaran Yojana-RGGVY

Villages electrified
% Achievement of Target
During April-June, 2011

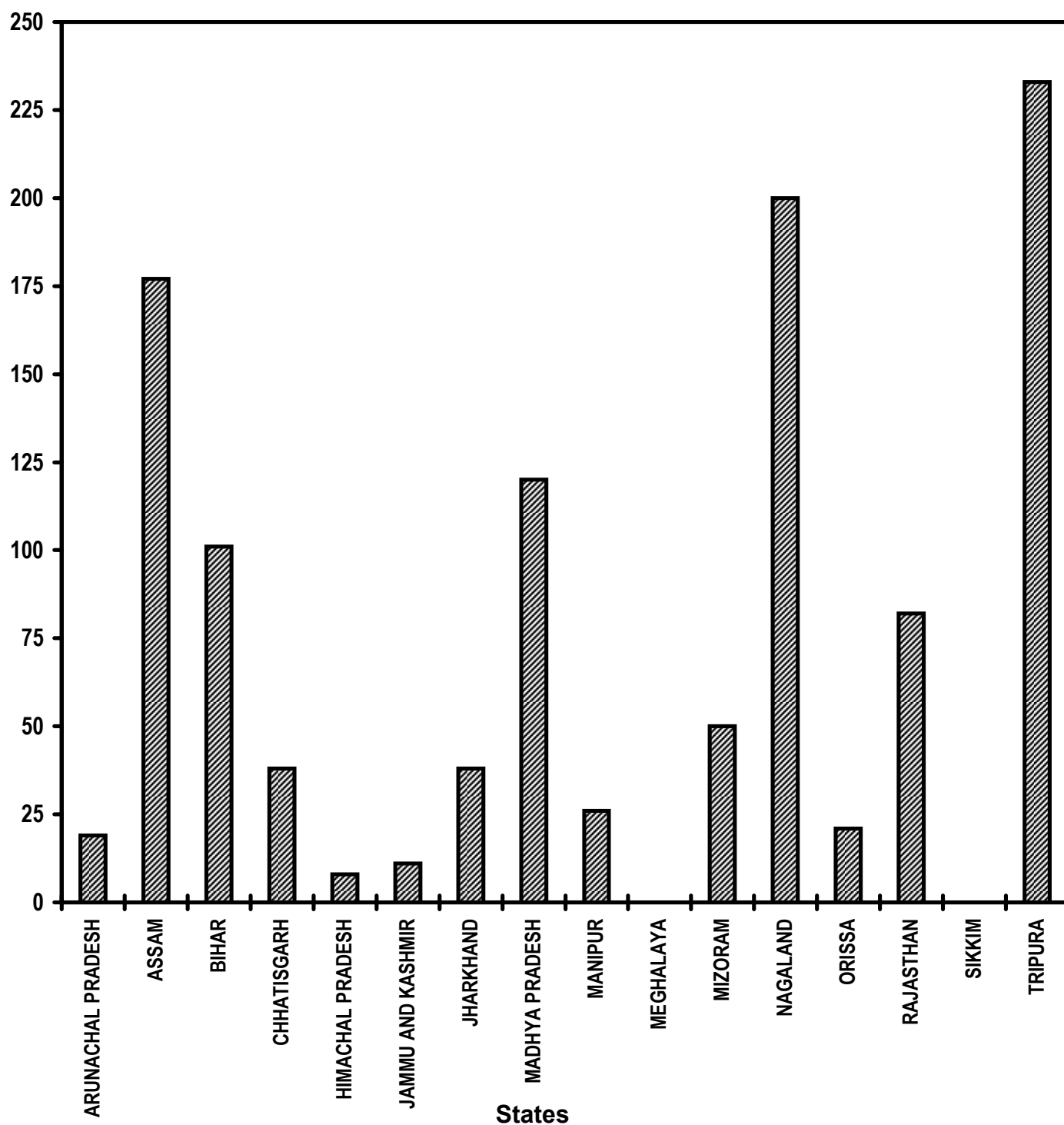


Table - 18

Rajiv Gandhi Grameen Vidyutikaran Yojana
Villages electrified
 (Unit: Number)

Sl. No.	State/UT Name	Target		Achievement April,2011-June,2011	Percent Achievement April,2011-June,2011
		2011-2012	April,2011-June,2011		
(1)	(2)	(3)	(4)	(5)	(5)/(4)
1	ARUNACHAL PRADESH	1,450	204	38 #	19
2	ASSAM	2,062	291	516	177
3	BIHAR	2,230	315	317 #	101
4	CHHATISGARH	901	129	49 #	38
5	HIMACHAL PRADESH	83	12	1	8
6	JAMMU AND KASHMIR	136	18	2*	11
7	JHARKHAND	2,141	300	114*	38
8	MADHYA PRADESH	492	66	79	120
9	MANIPUR	591	84	22*	26
10	MEGHALAYA	1,616	228	1*	0
11	MIZORAM	81	12	6	50
12	NAGALAND	38	6	12	200
13	ORISSA	2,174	366	77#	21
14	RAJASTHAN	418	57	47	82
15	SIKKIM	5	-	5	-
16	TRIPURA	82	12	28*	233
Grand Total		14,500	2,100	1,314	63

Very Good:(90% or above of targets)

ASSAM, BIHAR, MADHYA PRADESH, NAGALAND, TRIPURA

Good:(Between 80% to 90% targets)

RAJASTHAN

Poor:(Below 80% of targets)

ARUNACHAL PRADESH, CHHATISGARH, HIMACHAL PRADESH, JAMMU AND KASHMIR, JHARKHAND, MANIPUR, MEGHALAYA, MIZORAM, ORISSA

*Figures furnished from MIS of RGGVY (M/o Power)

Previous month figure repeated.

Energising Pump sets

Pumps sets energized

% Achievement of Target
During April-June, 2011

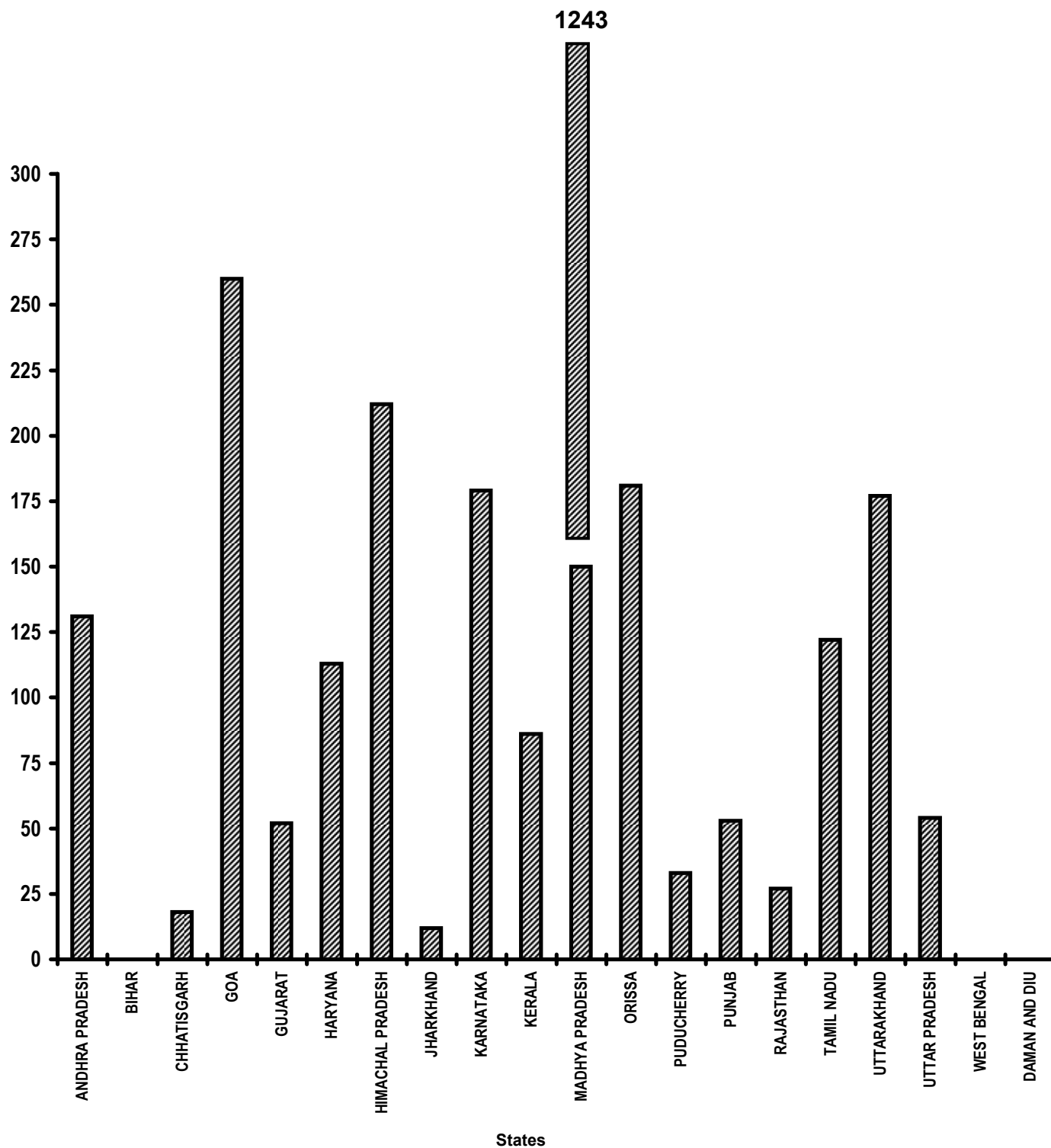


Table - 19

Energising pump sets
Pumps sets energized
 (Unit: Number)

Sl. No.	State/UT Name	Target		Achievement April,2011-June,2011	Percent Achievement April,2011-June,2011
		2011-2012	April,2011-June,2011		
(1)	(2)	(3)	(4)	(5)	(5)/(4)
1	ANDHRA PRADESH	50,000	12,500	16,313	131
2	BIHAR	2,764	691	0	0
3	CHHATISGARH*	30,000	7,500	1,358	18
4	GOA	100	25	65	260
5	GUJARAT	25,000	6,250	3,274	52
6	HARYANA	19,000	4,750	5,350	113
7	HIMACHAL PRADESH*	760	189	401	212
8	JHARKHAND	22,000	5,500	687	12
9	KARNATAKA*	25,400	6,350	11,335	179
10	KERALA*	12,000	3,000	2,581	86
11	MADHYA PRADESH	17,237	4,309	53,578	1,243
12	ORISSA	1,190	297	538	181
13	PUDUCHERRY	25	6	2	33
14	PUNJAB*	60,000	15,000	7,967	53
15	RAJASTHAN	45,000	11,250	3,075	27
16	TAMIL NADU	15,000	3,750	4,570	122
17	UTTARAKHAND*	350	87	154	177
18	UTTAR PRADESH	22,058	5,514	2,960	54
19	WEST BENGAL*	422	105	0	0
20	DAMAN AND DIU	25	6	0	0
Grand Total		3,48,331	87,079	1,14,208	131

Very Good:(90% or above of targets)

ANDHRA PRADESH, GOA, HARYANA, HIMACHAL PRADESH, KARNATAKA, MADHYA PRADESH, ORISSA, TAMIL NADU, UTTARAKHAND

Good:(Between 80% to 90% targets)

KERALA

Poor:(Below 80% of targets)

BIHAR, CHHATISGARH, GUJARAT, JHARKHAND, PUDUCHERRY, PUNJAB, RAJASTHAN, UTTAR PRADESH, WEST BENGAL, DAMAN AND DIU

*Figures 2010-11 repeated due to non-availability of fresh targets from concerned Nodal Ministry.

Supply of Electricity

Electricity supplied
% Achievement of Target
During April-June, 2011

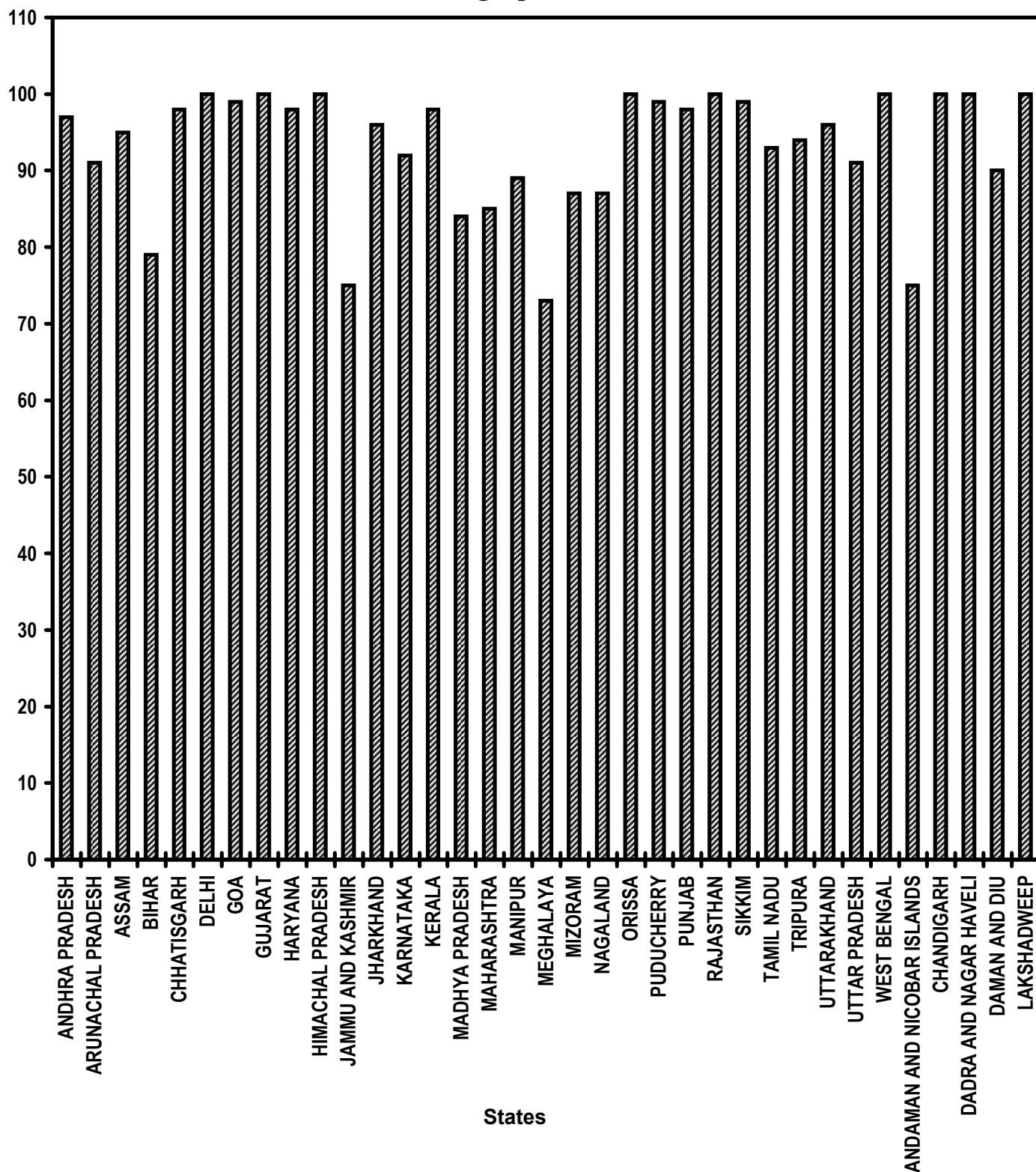


Table - 20

Supply of Electricity

Sl. No.	State/UT Name	Electricity demanded (Million Units) April,2011- June,2011	Electricity supplied (Million Units) April,2011- June,2011	Shortage observed (Million Units) April,2011- June,2011	Percentage of Electricity Supplied
(1)	(2)	(3)	(4)	(5)	(6)
1	ANDHRA PRADESH	21,316	20,662	654	97
2	ARUNACHAL PRADESH	131	119	12	91
3	ASSAM	1,467	1,392	75	95
4	BIHAR	2,939	2,319	620	79
5	CHHATISGARH	3,314	3,258	56	98
6	DELHI	7,531	7,524	7	100
7	GOA	831	822	9	99
8	GUJARAT	19,672	19,636	36	100
9	HARYANA	8,353	8,150	203	98
10	HIMACHAL PRADESH	2,009	2,003	6	100
11	JAMMU AND KASHMIR	3,393	2,543	850	75
12	JHARKHAND	1,444	1,386	58	96
13	KARNATAKA	13,894	12,795	1,099	92
14	KERALA	4,876	4,781	95	98
15	MADHYA PRADESH	11,158	9,400	1,758	84
16	MAHARASHTRA	35,361	29,966	5,395	85
17	MANIPUR	130	116	14	89
18	MEGHALAYA	464	341	123	73
19	MIZORAM	99	86	13	87
20	NAGALAND	143	125	18	87
21	ORISSA	5,647	5,632	15	100
22	PUDUCHERRY	577	572	5	99
23	PUNJAB	11,372	11,197	175	98
24	RAJASTHAN	12,019	11,968	51	100
25	SIKKIM	87	86	1	99
26	TAMIL NADU	21,272	19,743	1,529	93
27	TRIPURA	227	214	13	94
28	UTTARAKHAND	2,623	2,530	93	96
29	UTTAR PRADESH	19,204	17,484	1,720	91
30	WEST BENGAL	9,775	9,735	40	100
31	ANDAMAN AND NICOBAR ISLANDS	60	45	15	75
32	CHANDIGARH	448	448	0	100
33	DADRA AND NAGAR HAVELI	1,109	1,106	3	100
34	DAMAN AND DIU	563	507	56	90
35	LAKSHADWEEP	9	9	0	100
Grand Total		2,23,517	2,08,700	14,817	93

Very Good:(90% or above of targets)

ANDHRA PRADESH, ARUNACHAL PRADESH, ASSAM, CHHATISGARH, DELHI, GOA, GUJARAT, HARYANA, HIMACHAL PRADESH, JHARKHAND, KARNATAKA, KERALA, ORISSA, PUDUCHERRY, PUNJAB, RAJASTHAN, SIKKIM, TAMIL NADU, TRIPURA, UTTARAKHAND, UTTAR PRADESH, WEST BENGAL, CHANDIGARH, DADRA AND NAGAR HAVELI, DAMAN AND DIU, LAKSHADWEEP

Good:(Between 80% to 90% targets)

MADHYA PRADESH, MAHARASHTRA, MANIPUR, MIZORAM, NAGALAND

Poor:(Below 80% of targets)

BIHAR, JAMMU AND KASHMIR, MEGHALAYA, ANDAMAN AND NICOBAR ISLANDS

LIST OF ITEMS COVERED UNDER (TPP) - 2006

Point No.	Item No.	Name of the Points/Items
I.		Garibi Hatao [Poverty Eradication]
		Rural Areas
	1.	Employment generation under the <i>Mahatma Gandhi National Rural Employment Guarantee Act (MGNREGA)</i>
	2.	Swaranjayanti Gram Swarajgar Yojana (SGSY)
	3.	Rural Business Hubs in Partnership with Panchayats
	4.	Self help Groups
		Urban Areas
	5.	Swaranjayanti Shehri Rojgar Yojana
II.		Jan Shakti (Power to People)
	6.	Local Self Government (Panchayati Raj and Urban Local Bodies) <ul style="list-style-type: none"> - Activity Mapping for devolution of functions - Budget Flow of Funds - Assignment of Functionaries
	7.	Quick and Inexpensive Justice – Gram Nyayalayas and Nyaya Panchayats.
	8.	District Planning Committees.
III.		Kisan Mitra [Support to Farmers]
	9.	Water shed development
	10.	Marketing and infrastructural support to farmers
	11.	Irrigation facilities (including minor and micro irrigation) for agriculture
	12.	Credit to farmers
	13.	Distribution of waste land to the landless
IV.		Shramik Kalyan [Labour Welfare]
	14.	Social Security for Agricultural and Unorganised Labour
	15.	Minimum Wages Enforcement (including Farm Labour)
	16.	Prevention of Child Labour
	17.	Welfare of Women Labour
V.		Khadya Suraksha [Food Security]
	18.	Food Security: <ul style="list-style-type: none"> (i) Targeted Public Distribution system, (ii) Antyodaya Anna Yojana, (iii) Establishing Grain banks in chronically food scarcity areas
VI.		Subke Liye Aawas [Housing for All]
	19	Rural Housing - Indira Awas Yojana
	20.	EWS/LIG Houses in Urban Areas

Contd.....

Point No.	Item No.	Name of the Points/Items
VII.		Shudh Peya Jal [Clean Drinking Water]
	21.	Rural Areas. - National Rural Drinking Water Programme-(<i>NRDWP</i>)
	22.	Urban Areas: - Accelerated Urban Water Supply Programme
VIII.		Jan Jan Ka Swasthya [Health for All]
	23.	Control and prevention of major diseases: (a) HIV/AIDS (b) TB (c) Malaria (d) Leprosy (e) Blindness
	24.	National Rural Health Mission
	25.	Immunisation of Children
	26.	Sanitation Programme in - Rural Areas - Urban areas
	27.	Institutional Delivery
	28.	Prevention of Female Foeticide
	29.	Supplementary nutrition for Mothers and Children
	30.	Two Child norms
IX.		Sabke Liye Shiksha [Education for All]
	31.	Sarv Shiksha Abhiyan - Compulsory Elementary Education
	32.	Mid Day Meal Scheme
X.		Anusuchit Jaati, Jan Jaati, Alp-sankhyak evam Anya Pichhra Varg Kalyan [Welfare of Scheduled Castes, Scheduled Tribes, Minorities and OBCs]
	33.	SC Families Assisted
	34.	Rehabilitation of Scavengers
	35.	ST Families Assisted
	36.	Rights of Forest dwellers – Owners of minor forest produce
	37.	Particularly Vulnerable Tribal Groups (PTGs)
	38.	No alienation of Tribal lands
	39.	Implementation of Panchayats (Extension to Scheduled Areas) Act [PESA]
	40.	Welfare of Minorities
	41.	Professional education among all minority communities
	42.	Reservation of OBCs in - Education - Employment
XI.		Mahila Kalyan [Women Welfare]
	43.	Financial Assistance for Women Welfare
	44.	Improved participation of women in (a) Panchayats (b) Municipalities (c) State Legislatures (d) Parliament

Contd.....

Point No.	Item No.	Name of the Points/Items
XII.		Bal Kalyan (Child Welfare)
	45.	Universalisation of ICDS Scheme
	46.	Functional Anganwadis
XIII.		Yuva Vikas [Youth Development]
	47.	Sports for all in Rural and Urban areas
	48.	Rashtriya Sadbhavana Yojana
	49.	National Service Scheme (NSS)
XIV.		Basti Sudhar [Improvement of Slums]
	50.	Number of Urban poor families assisted under seven point charter viz. land tenure, housing at affordable cost, water, sanitation, health, education, and social security.
XV.		Paryavaran Sanrakshan evam Van Vridhi [Environment Protection and Afforestation]
	51.	Afforestation (a) Area Covered under Plantation on - Public and Forest Lands (b) Number of Seedlings planted on -Public and Forest Lands
	52.	Prevention of pollution of Rivers and water bodies
	53.	Solid and liquid waste management in - Rural Areas - Urban Areas
XVI.		Samajik Suraksha [Social Security]
	54.	Rehabilitation of handicapped and orphans.
	55.	Welfare of the aged
XVII.		Grameen Sadak [Rural Roads]
	56.	Rural Roads - PMGSY
XVIII.		Grameen Oorja [Energization of Rural Area]
	57.	Bio-diesel Production
	58.	Rajiv Gandhi Grameen Vidyutikaran Yojana
	59.	Renewable Energy
	60.	Energising Pump sets
	61.	Supply of Electricity
	62.	Supply of Kerosene and LPG
XIX.		Pichhara Kshetra Vikas [Development of Backward Areas]
	63.	Backward Regions Grants Fund (<i>BRGF</i>)
XX.		e- Shasan [IT enabled e-Governance]
	64.	Central and State Governments
	65.	Panchayats and Municipalities

ABBREVIATIONS USED

AAY	Antyodaya Anna Yojana
ARWSP	Accelerated Rural Water Supply Programme
DDRS	Deen Dayal Rehabilitation Scheme
EWS	Economically Weaker Section
IAY	Indira Awaas Yojana
ICDS	Integrated Child Development Scheme
LIG	Low Income Group
MWE	Minimum Wages Enforcement
NC	Not Covered
NREGS	National Rural Employment Guarantee Scheme
PC	Partially Covered
PMGSY	Prime Minister Grameen Sadak Yojana
SC	Scheduled Caste
RGGVY	Rajiv Gandhi Grameen Vidyutikaran Yojana
SGRY	Sampoorna Grameen Rojgar yojana
SGSY	Swaranjayanati Gram Swarojgar Yojana
SHG	Self Help Groups
ST	Scheduled Tribe
TPDS	Targeted Public Distribution system