

**TWENTY POINT PROGRAMME-2006**  
**PROGRESS REPORT**  
**FOR**  
**APRIL - NOVEMBER, 2010**



**GOVERNMENT OF INDIA**  
**MINISTRY OF STATISTICS AND PROGRAMME IMPLEMENTATION**  
**SARDAR PATEL BHAWAN, SANSAD MARG,**  
**NEW DELHI-110 001**

**Website: [www.mospi.gov.in](http://www.mospi.gov.in)**

# CONTENTS

	<b>Page No.</b>
I. Introduction	i
II. List of Twenty Points	ii
III. List of Monthly Monitored Items	iii
IV. Status of receipt of targets for Monthly Monitored items	iv
V. List of items /parameters identified for appraisal	vii
VI. List of items under TPP-2006 yet to be operationalised	viii

## PART-I

### Overall Performance Analysis

VII. Progress Report	1
VIII. Highlights of Performance	2
Table - A - All India Performance	6
Table- B - State-wise Performance	7
Table- C - State Wise and Item Wise Performance	12

## PART- II

### Performance Tables

<b>Table No.</b>	<b>Description of Item</b>	
1	Employment Generation - <i>MGNREG</i> Scheme	22
2 A)	Swaranjayanti Gram Swarojgar Yojana (SGSY)	23
2(B)	SC, ST, Women and Disabled Swarozgaries Assisted under SGSY	25
3(A)	SHGs Formed under SGSY	26
3(B)	SHGs to whom income generating activities provided -SGSY	28
4(A)	Distribution of Waste Land to the Landless	29
4(B)	Waste Land Distributed to SC, ST and others	30
5(A)	Minimum Wages Enforcement (Including Farm Labour)	31
	(i) Inspections made (ii) Irregularities detected	
	(iii) Irregularities rectified	
5(B)	Minimum Wages Enforcement (Including Farm Labour)	32
	(i) Claims Filed (ii) Claims Settled	
5(c)	Minimum Wages Enforcement (Including Farm Labour)	33
	(i) Prosecution cases pending (ii) Prosecution cases filed	
	(iii) Prosecution cases decided	
6(A)	<i>Food Security</i> : Targeted Public Distribution System (TPDS) for AAY, APL & BPL,	34
6(B)	<i>Food Security</i> : TPDS only for Antyodaya Anna Yojana (AAY)	36
6(C)	<i>Food Security</i> : TPDS only for Below Poverty Line (BPL)	38
7	Rural Housing - Indira Awaas Yojana (IAY)	40

**Contd...**

<b>Table No.</b>	<b>Description of Item</b>	<b>Page No.</b>
8	EWS/LIG Houses in Urban Areas	42
9 (A)	Rural Areas - ARWSP Habitations (NC/PC) covered	44
9 (B)	Slipped back habitations and habitations with water quality problem addressed- <i>ARWSP</i>	46
10	Sanitation Programme in Rural Areas	48
11	Institutional Delivery	49
12	SC Families Assisted	50
13	Universalization of ICDS Scheme	52
14	Functional Anganwadis	54
15	No. of Urban Poor Families Assisted under Seven Point Charter	56
16(A)	<i>Afforestation</i> : Area Covered under Plantation- (Public and Forest Lands)	58
16(B)	<i>Afforestation</i> : Seedlings Planted – (Public and Forest Lands)	60
17	Rural Roads Constructed under (PMGSY)	62
18	Village Electrified under Rajiv Gandhi Grameen Vidyutikaran Yojana (RGGVY)	64
19	Energising Pump sets	66
20	Supply of Electricity	68
<b>Annexures</b>		
○	List of 65 items to be monitored under TPP-2006	Annexure – I 70-72
○	Abbreviations used	Annexure - II 73

# Twenty Point Programme – 2006

## An Introduction

The Twenty Point Programme (TPP) was launched by the Government of India in the year 1975 and restructured in 1982, 1986 and again in 2006. The restructured programme, known as Twenty Point Programme (TPP) – 2006, became operational with effect from 1<sup>st</sup> April, 2007. The Programme is meant to give a thrust to schemes relating to poverty alleviation, employment generation in rural areas, housing, education, family welfare & health, protection of environment and many other schemes having a bearing on the quality of life, especially in the rural areas.

2. The programmes and schemes under the TPP-2006 are in harmony with the priorities contained in the Millennium Development Goals (MDGs) of the United Nations and SAARC Social Charter. The original nomenclature, namely the Twenty Point Programme, which has been in existence for more than three decades and carries the stamp of familiarity among the people and administrative agencies, has been retained.

3. Twenty Point Programme (TPP) – 2006 originally consisted of 20 Points (*Appendix-1*) and 66 items being monitored individually by Central Nodal Ministries concerned. Up to 2007-08, out of 66 items, 22 items were monitored on monthly basis. From 1<sup>st</sup> April, 2008 *Sampoorna Grameen Rojgar Yojana* (SGRY) has been merged with another item namely “*National Rural Employment Guarantee Act*” which has now been renamed as *Mahatma Gandhi National Rural Employment Guarantee Act* from 31<sup>st</sup> December, 2009 therefore, SGRY has been dropped from the list of 66 items and only 65 items are now monitored under TPP-2006 since 2008-09. The list of 65 items is enclosed at *Annexure-I*.

4. Out of 65 items, 20 items (information in respect of 16 items is being collected from various States/ UTs and for remaining 4 items from the concerned Central Nodal Ministries) are being monitored on monthly basis during the period 2010-11 against the targets fixed at the beginning of financial year by the central nodal Ministries and State Governments (*Appendix-2&3*). The remaining items under TPP-2006, are being monitored on annual basis as the information in respect of these items will be made available by the concerned Central Nodal Ministries only on annual basis. These 65 items consist of about 160 identified parameters, however for the purpose of monthly performance, 19 identified parameters have been taken (*Appendix-4*).

5. Some of the schemes/programmes are yet to be operationalised by the Central Nodal Ministries concerned. These items will be monitored only after the schemes concerning them come into existence and their frequency of monitoring will be decided later. The details of such items are available at *Appendix-5*.

6. The monitoring mechanism for TPP-2006 has been widened by including block level monitoring in addition to District, State and Central level monitoring. Most of the States/Union Territories have constituted the block, district and state level monitoring committees. At the Centre, the progress of individual items is monitored and reviewed by the Departments/Ministries concerned. The Ministry of Statistics & Programme Implementation (MOSPI) monitors the Programme/ schemes covered under TPP-2006 on the basis of performance report received from State Government and central nodal Ministries.

## **Twenty Point Programme – 2006**

### **List of Twenty Points**

1. Garibi Hatao [Poverty Eradication]
2. Jan Shakti [Power to People]
3. Kisan Mitra [Support to Farmers]
4. Shramik Kalyan [Labour Welfare]
5. Khadya Suraksha [Food Security ]
6. Subke Liye Aawas [Housing for All]
7. Shudh Peaya Jal [Clean Drinking Water]
8. Jan Jan Ka Swasthya [Health for All]
9. Sabke Liye Shiksha [Education for All]
10. Anusuchit Jaati, Jan Jaati, Alp-sankhyak evam Anya Pichhra  
Varg Kalyan [Welfare of Scheduled Castes, Scheduled Tribes,  
Minorities and OBCs]
11. Mahila Kalyan [Women Welfare]
12. Bal Kalyan [Child Welfare]
13. Yuva Vikas [Youth Development]
14. Basti Sudhar [Improvement of Slums]
15. Paryavaran Sanrakshan evam Van Vridhi  
[Environment Protection and Afforestation]
16. Samajik Suraksha [Social Security]
17. Grameen Sadak [Rural Roads]
18. Grameen Oorja [Energization of Rural Area]
19. Pichhara Kshetra Vikas [Development of Backward Areas]
20. e- Shasan [IT enabled e-Governance]

## **Twenty Point Programme – 2006**

### **Monthly Monitored Items**

1. Employment Generation under the Mahatma Gandhi National Rural Employment Guarantee Scheme (*MGNREGA*)
2. Swaranjayanti Gram Swarojgar Yojana (SGSY)
3. ***Self help Groups:***
  - (i) Self help Groups formed under SGSY
  - (ii) SHGs to whom income generating activities provided under SGSY
4. Distribution of Waste land to landless
5. Minimum Wages Enforcement (Including Farm Labour)
6. ***Food Security:***
  - (i) Targeted Public Distribution System (TPDS) for AAY, APL & BPL,
  - (ii) TPDS only for Antyodaya Anna Yojana (AAY)
  - (iii) TPDS only for Below Poverty Line (BPL)
7. Rural Housing for Indira Awaas Yojana (IAY)
8. EWS/LIG Houses in Urban Areas
9. ***Rural Areas-*** Accelerated Rural Water Supply Programme (ARWSP)
  - (i) Habitations covered (NC & PC)
  - (ii) Slipped back habitations and habitations with water quality problems addressed
10. Sanitation Programme in Rural Areas
11. Institutional Delivery
12. SC Families Assisted
13. Universalisation of ICDS Scheme
14. Functional Anganwadis
15. Number of Urban poor families assisted under seven point charter viz. land tenure, housing at affordable cost, water, sanitation, health, education, and social security.
16. ***Afforestation:***
  - (a) Area Covered under Plantation on - Public and Forest Lands
  - (b) Number of Seedlings planted on -Public and Forest Lands
17. Rural Roads constructed under Prime Minister Grameen Sadak Yojana (PMGSY)
18. Village Electrified under Rajiv Gandhi Grameen Vidyutikaran Yojana (RGGVY)
19. Energising Pump sets
20. Supply of Electricity

**STATUS OF RECEIPT OF TARGETS FOR MONTHLY MONITORED ITEMS UNDER TPP-2006**

<b>Item No.</b>	<b>Name of the item</b>	<b>Parameter</b>	<b>Parameters/ indicators</b>	<b>Whether State-wise targets fixed by the concerned Administrative Ministries</b>	<b>Whether targets have been received</b>	<b>Nodal Ministry</b>
<b>1</b>	Employment Generation under the <i>Mahatma Gandhi National Rural Employment Guarantee Scheme</i>	-	(i) No. of job card issued (ii) Employment generated (iii) Wages given	Targets not fixed */ not supplied by Administrative Ministry	-	Ministry of Rural Development
<b>2</b>	Swaranjayanti Gram Swarojgar Yojana (SGSY)	<b>1</b>	<i>Individual Swarozgaries Assisted</i> (i) Total (ii) SC (iii) ST (iv) Women (v) Disabled person	Targets received from Administrative Ministry	Yes	-do-
<b>3</b>	Self help Groups	-	SHGs under SGSY - SHGs formed	Targets not fixed */ not supplied by Administrative Ministry	-	-do-
		<b>2</b>	- SHGs to whom income generating activities provided	Targets received from Administrative Ministry	Yes	-do-
<b>4</b>	Distribution of waste land to the landless	-	<i>Waste Land Distributed</i> (i) Total (ii) SC (iii) ST (iv) Others	Targets not fixed */ not supplied by Administrative Ministry	-	-do-
<b>5</b>	<b><i>Minimum Wages Enforcement</i></b> (including Farm Labour)	-	(a) <i>Agriculture and Farm workers</i> (i) Inspections made (ii) Irregularities detected (iii) Irregularities rectified (iv) Claims filed (v) claims settled (vi) Prosecution cases pending (vii) Prosecution cases filed (viii) Prosecution cases decided (b) <i>others</i>	Targets not fixed */ not supplied by Administrative Ministry	-	Ministry of Labour & Employment

Item No.	Name of the item	Parameter	Parameters/ indicators	Whether State-wise targets fixed by the concerned Administrative Ministries	Whether targets have been received	Nodal Ministry
6	<b>Food Security:</b> (i) Targeted Public Distribution System (AAY+APL+BPL) (ii) Antyodaya Anna Yojana (AAY) (iii) Below Poverty Line (BPL)	3	Allocation of Food Grains to States/UTs	Targets received from Administrative Ministry	Yes	Ministry of Consumer Affairs, Food & Public Distribution
		4	Allocation of Food Grains to States/UTs	-do-	Yes	-do-
		5	Allocation of Food Grains to States/UTs	-do-	Yes	-do-
7	Rural Housing - Indira Awaas Yojana (IAY)	6	Houses Constructed	Targets received from Administrative Ministry	Yes	Ministry of Rural Development
8	EWS/LIG Houses in Urban Areas	7	Houses Constructed	Targets may be fixed but not received from Administrative Ministry & hence previous year's target taken **	No	M/o Housing and Urban Poverty Alleviation
9	<b>Rural Areas</b> - Accelerated Rural Water Supply Programme -(ARWSP)	8	(i) Habitations covered (NC/PC)	Targets received from Administrative Ministry	Yes	M/o RD Department of Drinking Water Supply
		9	(ii) Slipped back Habitations and Habitations with water quality problem addressed	Targets received from Administrative Ministry	Yes	-do-
10.	Sanitation Programme in Rural Areas	-	Individual Household latrines constructed	Targets not fixed */ not supplied by Administrative Ministry	-	M/o RD Department of Drinking Water Supply
11.	Institutional Delivery	-	Delivery in Institutions	Targets not fixed */ not supplied by Administrative Ministry	-	Ministry of Health & Family Welfare
12.	SC Families Assisted	10	SC Families Assisted	Targets may be fixed but not received from Administrative Ministry & hence target of 2007-08 taken **	No	M/o Social Justice and Empowerment
13.	Universalisation of ICDS Scheme	11	ICDS Blocks Operational (Cumulative)	Targets received from Administrative Ministry	Yes	Ministry of Women and Child Development

\*\* Reminders sent to Administrative Ministry to send this year's target.



Item No.	Name of the item	Parameter	Parameters/ indicators	Whether State-wise targets fixed by the concerned Administrative Ministries	Whether targets have been received	Nodal Ministry
14.	Functional Anganwadis	12	Anganwadis Functional (cumulative)	Targets received from Administrative Ministry	Yes	Ministry of Women and Child Development
15.	Number of Urban poor families assisted under seven point charter viz. land tenure, housing at affordable cost, water, sanitation, health, education, and social security.	13	Poor Families Assisted	Targets received from Administrative Ministry	Yes	M/o Housing and Urban Poverty Alleviation
16	<b>Afforestation:</b> (a) Area Covered under Plantation on - Public and Forest Lands (b) Number of Seedlings planted on -Public and Forest Lands	14	(a) Area Covered under Plantation on - Public and Forest Lands	Targets received from Administrative Ministry	Yes	Ministry of Environment and Forest
		15	(b)Number of Seedlings of	Targets received from Administrative Ministry	Yes	do
17.	Rural Roads – PMGSY	16	Length of Road Constructed	Targets received from Administrative Ministry	Yes	Ministry of Rural Development
18.	Rajiv Gandhi Grameen Vidyutikaran Yojana (RGGVY)	17	Villages electrified	Targets received from Administrative Ministry	Yes	Ministry of Power
19.	Energising Pump sets	18	Pumpsets Energised	Targets received from Administrative Ministry	Yes	-do-
20	Supply of Electricity	19	Electricity demanded	Targets received from Administrative Ministry	Yes	-do-

*\* These items where Administrative Ministries have not fixed state-wise targets are not monitored/ reviewed on monthly basis (only 19 parametres being monitored on monthly basis) since these are monitored without fixing of targets with reference to actual achievements as these are demand driven based.*

## Twenty Point Programme – 2006

### Items/Parameters identified for appraisal

For the purpose of monthly appraisal, the performance of States under TPP-2006 is evaluated on the following 19 Parameters, contained in 15 Items and as per State/UT wise targets fixed by the Central Administrative Ministries.

Items	Parameters	Description of Item
1	1	Total No. of Individual Swarozgaries Assisted under SGSY
2	2	SHGs to whom income generating activities provided under SGSY
3	-	<b>Food Security:</b>
	3	(i) Targeted Public Distribution System (TPDS) for AAY, APL & BPL,
	4	(ii) TPDS only for Antyodaya Anna Yojana (AAY)
	5	(iii) TPDS only for Below Poverty Line (BPL)
4	6	Rural Housing under Indira Awaas Yojana (IAY)
5	7	EWS/LIG Houses in Urban Areas
6	-	<b>Rural Areas:</b>
	8	(i) Accelerated Rural Water Supply Programme-Habitation covered (NC & PC)
	9	(ii) Slipped back habitations and habitation with water quality problems addressed -ARWSP
7	10	SC Family Assisted
8	11	Universalisation of ICDS Scheme
9	12	Functional Anganwadis
10.	13	Number of Urban poor families assisted under seven point charter viz. land tenure, housing at affordable cost, water, sanitation, health, education, and social security.
11	-	<b>Afforestation:</b>
	14	(i) Area Covered under Plantation on- Public and Forest Lands
	15	(ii) Number of Seedlings planted on- Public and Forest Lands
12	16	Rural Roads constructed under Prime Minister Grameen Sadak Yojana (PMGSY)
13	17	Village electrified under Rajiv Gandhi Grameen Vidyutikaran Yojana (RGGVY)
14	18	Energising Pump sets
15	19	Supply of Electricity

**List of items where the concerned schemes are yet to be operationalised**

**(i) *Quick and inexpensive justice–Gram Nyayalayas and Nyaya Panchayats*<sup>1</sup>:** The Schemes of Gram Nyayalaya has been transferred to Ministry of Law and Justice for operationalisation. However the matter of Nyaya Panchayat is still under consideration/finalization in the Ministry of Panchayati Raj.

**(ii) *Sports for all in Rural and Urban Areas*<sup>2</sup> :** The scheme titled “Nagar Palika Yuva Krida Aur Khel Abhiyan” for the development of sports infrastructure in urban areas is yet to be approved.

1. when operationalise will be monitored under Point No. 2 *Jan Shakti (Power to People)* (Item 7)
2. when operationalise will be monitored under Point No 13 *Yuva Vikas (Youth Development)* (Item 47)

# **PART - I**

**TWENTY POINT PROGRAMME - 2006**

**OVERALL PERFORMANCE ANALYSIS**

# Twenty Point Programme-2006

## Progress Report \*-(April-November, 2010)

This monthly progress report of Twenty Point Programme-2006 consists of two parts: **Part-I** contains an analysis of the overall performance, whereas **Part-II** deals with item-wise performance.

2. The report is compiled on the basis of data received from the Central Nodal Ministries and State Governments/UT Administrations. The data is received either through web enabled software developed by National Informatics Centre (NIC) Cell in this Ministry or through Fax/e-mail/post. The processing of data has been done in association with NIC Cell.

3. The analysis for the period of **April-November, 2010** shows that the performance under **fourteen items** has been **‘Very Good’** (90% or above the targets). These items are:

- (i) Road Constructed under Prime Minister Grameen Sadak Yojana (PMGSY)
- (ii) Urban Poor Families Assisted under Seven Point Charter
- (iii) Seedlings Planted (Public and Forest Lands)
- (iv) Area Covered under Plantation (Public and Forest Lands)
- (v) Individual Swarozgaries Assisted under SGSY
- (vi) SHGs Provided Income Generating Activities under SGSY
- (vii) Pumpsets Energised
- (viii) SC Families Assisted
- (ix) *Food Security*: Targeted Public Distribution System only for BPL
- (x) ICDS Blocks Operational (Cum.)
- (xi) Houses Constructed under Indira Awaas Yojana (IAY)
- (xii) *Food Security*: Targeted Public Distribution System only for AAY
- (xiii) *Food Security*: Targeted Public Distribution System for APL, BPL & AAY and
- (xiv) Supply of Electricity

4. The performance of **three** items has been **‘Good’** (80% to 90% of target). The items are:

- (i) Anganwadis Functional (Cum.)
- (ii) Houses constructed under EWS/LIG and
- (iii) Village Electrified- Rajiv Gandhi Grameen Vidyutikaran Yojana (RGGVY)

5. The performance of **two** items has been **‘Poor’** (below 80% of target). These items are:

- (i) Slipped back habitations and habitations with water quality problems addressed-ARWSP and
- (ii) Habitations covered (NC and PC)- ARWSP

6. The item “*Sapoorna Gramin Rojgar Yojana (SGRY)*” has been merged with “*National Rural Employment Guarantee Scheme- NREGS*” with effect from 1<sup>st</sup> April, 2008 which has now been renamed as *Mahatma Gandhi National Rural Employment Guarantee Scheme (MGNREGS)* with effect from. 31<sup>st</sup> December, 2009. Some of items under TPP-2006 namely “*Mahatma Gandhi National Rural Employment Guarantee Scheme (MGNREGS)*, *Self help Groups formed under SGSY*, *Sanitation Programme in Rural Area* and *Institutional Delivery*” are demand driven and no targets are assigned by concerned nodal Ministries where as for items like “*Distribution of Wasteland to the landless*” & *Minimum Wages Enforcement (including Farm Labour)*, concerned administrative Ministries are not in position to provide state/UT-wise targets as such all these items are being monitored on monthly basis without any targets but not been considered for the purpose of appraisal. In order to monitor the performance of TPDS under *Food Security* in a more purpose full manner individual monitoring of one more parameters namely BPL have been added besides existing parameters namely TPDS and AAY for monitoring on monthly basis. The items where monthly/quarterly/ annual targets have been provided by the Ministries concerned, monthly targets have been worked out on prorata basis.

\* Based on monthly monitored 19 Parameters.

## HIGHLIGHTS OF PERFORMANCE

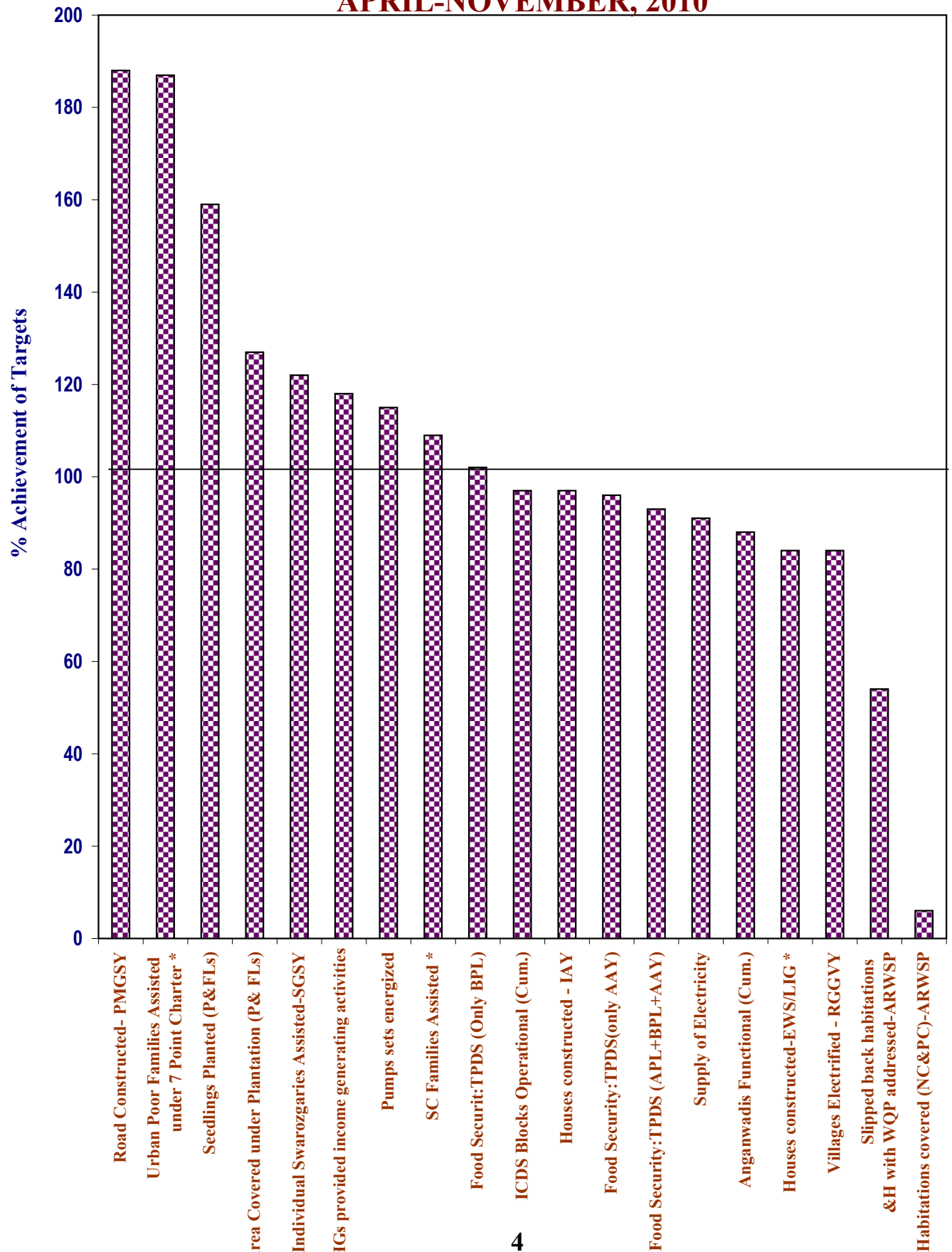
Sl. No.	Item	Achievement for April-November, 2010
<b>1- Employment Generated under MGNREGS.</b>		
	(i) No. of Job cards issued	65.29 lakh *
	(ii) Employment generated	164.40 crore mandays
	(iii) Wages given	Rs. 16331.63 crore
<b>2- Swaranjayanti Gram Swarozgar Yojana (SGSY)</b>		
	No. of Individual Swarozgaries Assisted	2,15,379
<b>3- Self help Groups</b>		
	(i) No. of SHGs formed	2,07,919
	(ii) No. of SHGs to whom income generating activities provided under SGSY	1,20,543
<b>4- Distribution of waste land to the landless</b>		
	Land Distributed	40,044 hectare
<b>5- Minimum Wages Enforcement (Including Farm Labour)</b>		
	(i) No. of Inspections made	77,760
	(ii) No. of Irregularities detected	9,184
	(iii) No. of Irregularities rectified	9,329
	(iv) No. of Claims filed	3,469
	(v) No. of Claims settled	1,388
	(vi) No. of Prosecution cases Pending	6,294
	(vii) No. of Prosecution cases filed	192
	(viii) No. of Prosecution cases decided	25
<b>6- Food Security: (i) TPDS (ii) AAY(iii) BPL</b>		
	<b>(i) Food Security:</b> Targeted Public Distribution System (TPDS)	295.42 lakh tonnes
	<b>(ii) Food Security:</b> Antyodaya Anna Yojana (AAY)	65.13 lakh tonnes
	<b>(iii) Food Security:</b> Below Poverty Line (BPL)	118.15 lakh tonnes
<b>7- Rural Housing-Indira Awaas Yojana</b>		
	No. of Houses constructed	11,82,035
<b>8- EWS/LIG Houses in Urban Areas</b>		
	No. of Houses constructed	89,171

Contd.....

<b>Sl. No.</b>	<b>Item</b>	<b>Achievement for April-November, 2010</b>
<b>9-</b>	<b>Rural Areas. - Accelerated Rural Water Supply Programme</b>	
	(i) Habitations covered (NC and PC)	12
	(ii) Slipped back habitations and habitations with water quality problems addressed-ARWSP	33,074
<b>10-</b>	<b>Sanitation Programme in Rural Areas</b>	
	No. of Individual household latrines constructed	61.20 lakh
<b>11-</b>	<b>Institutional Delivery</b>	
	No. of Deliveries in Institutions	102.02 lakh
<b>12-</b>	<b>SC Families Assisted</b>	
	No. of SC Families Assisted	34.83 lakh
<b>13-</b>	<b>Universalisation of ICDS Schemes</b>	
	No. of ICDS Blocks Operational (Cum.)	6,629
<b>14-</b>	<b>Functional Anganwadis</b>	
	No. of Anganwadis Functional (Cum.)	11.98 lakh
<b>15-</b>	<b>Number of Urban poor families assisted under seven point charter viz. land tenure, housing at affordable cost, water, sanitation, health, education, and social security.</b>	
	No. of Poor Families Assisted	2,90,797
<b>16-</b>	<b>Afforestation:</b>	
	(i) Area Covered under Plantation (Public and Forest Lands)	14.68 lakh hectares
	(ii) No. of Seedlings Planted (Public and Forest Lands)	115.28 crore
<b>17-</b>	<b>Rural Road- Prime Minister Grameen Sadak Yojana (PMGSY)</b>	
	Length of Road Constructed	24,781 Kms
<b>18-</b>	<b>Rajiv Gandhi Grameen Vidyutikaran Yojana (RGGVY)</b>	
	No. of Villages Electrified	9,750
<b>19-</b>	<b>Energized Pumps sets</b>	
	No. of Pumps sets energized	2,52,664
<b>20-</b>	<b>Supply of Electricity</b>	
	Electricity supplied	5,06,802 million units (MU)

**Note:-** \* Some of States are reporting performance since inception but now it has been reconciled with the performance figures supplied by M/o Rural Development to set performance targets during April-November, 2010.

## PERFORMANCE DURING APRIL-NOVEMBER, 2010



4

19 parameters are monitored for monthly performance

\* Based on previous years targets as current year's target not available



## ACHIEVEMENT HIGHLIGHTS

### PERFORMANCE DURING APRIL-NOVEMBER, 2010

The cumulative performance during April to November, 2010 has been "Very Good" for 14 items, "Good" for 3 items, and "Poor" for 2 items.

#### A. "Very Good" Performance (90% or above of targets)

<u>Sl No.</u>	<u>Items</u>	<u>% Achievement</u>
1	Road Constructed- PMGSY	188
2	Urban Poor Families Assisted under Seven Point Charter	187
3	Seedlings Planted (Public and Forest Lands)	159
4	Area Covered under Plantation (Public and Forest Lands)	127
5	Individual Swarozgaries Assisted - SGSY	122
6	SHGs provided income generating activities	118
7	Pumps sets energized	115
8	SC Families Assisted	109
9	Food Security: Targeted Public Distribution System (Only BPL)	102
10	ICDS Blocks Operational (Cum.)	97
11	Houses constructed - IAY	97
12	Food Security: Targeted Public Distribution System (only AAY)	96
13	Food security: Targeted Public Distribution System (APL+BPL+AAY)	93
14	Supply of Electricity	91

#### B. "Good" Performance (80% to 90%)

15	Anganwadis Functional (Cum.)	88
16	Houses constructed - EWS/LIG	84
17	Villages Electrified - RGGVY	84

#### C. Areas of concern-where the performance is below 80%

18	Slipped back habitations and habitations with water quality problems addressed-ARWSP	54
19	Habitations covered (NC and PC) - ARWSP	6

**Table - A**

**Targets for 2010-2011 & April to November, 2010 and achievements during the period April to November, 2010**  
**ALL INDIA PERFORMANCE**

Sl. No.	Item Description	Units	Targets		Achievements	% Achievements of Targets during April - November,2010
			2010-2011	April - November,2010	April - November,2010	
1	Individual Swarozgaries Assisted - SGSY	Number	3,22,093	1,77,143	2,15,379	122
2	SHGs provided income generating activities	Number	1,85,525	1,02,051	1,20,543	118
3	Food Security:Targeted Public Distribution System(TPDS)	Tonnes	-	3,18,69,220	2,95,42,261	93
4	Food Security:Antodaya Anna Yojana(AAY)	Tonnes	-	68,14,803	65,13,360	96
5	Food Security:Targeted Public Distribution System (Only BPL)	Tonnes	-	1,16,37,149	1,18,15,223	102
6	Houses constructed - IAY	Number	28,08,697	12,17,120	11,82,035	97
7	Houses constructed - EWS/LIG	Number	1,59,707	1,06,444	89,171	84
8	Habitations covered (NC and PC) - ARWSP	Number	376	188	12	6
9	Slipped back habitations and habitations with water quality problems addressed- ARWSP	Number	1,21,436	60,708	33,074	54
10	SC Families Assisted	Number	47,74,200	31,82,722	34,83,398	109
11	ICDS Blocks Operational (Cum.)	Number	7,012	6,866	6,629	97
12	Anganwadis Functional (Cum.)	Number	13,66,624	13,56,027	11,97,876	88
13	Urban Poor Families Assisted under Seven Point Charter	Number	2,33,711	1,55,789	2,90,797	187
14	Area Covered under Plantation ( Public and Forest Lands)	Hectares	17,31,850	11,54,522	14,67,739	127
15	Seedlings Planted ( Public and Forest Lands)	Number	1,08,58,20,000	72,38,80,678	1,15,28,10,348	159
16	Road Constructed - PMGSY	Kilometer	34,455	13,206	24,781	188
17	Villages Electrified - RGGVY	Number	17,500	11,643	9,750	84
18	Pumps sets energized	Number	3,28,950	2,19,283	2,52,664	115
19	Electricity supplied	Million Units	-	5,55,929	5,06,802	91

**Table - B****STATE-WISE PERFORMANCE DURING APRIL-NOVEMBER,2010 (PERCENT ACHIEVEMENT)**

Sl.No.	Description	ALL							
		INDIA	AP	ARP	AS	BI	CHHA.	DELHI	GOA
1	Individual Swarozgaries Assisted - SGSY	122	52	67	33	8	81	NA	16
2	SHGs provided income generating activities	118	214	4	77	53	77	NA	39
3	Food security-Targeted Public Distribution system (APL+BPL+AAY)	93	92	84	94	82	98	106	81
4	Food security-Targeted Public Distribution system (only AAY)	96	99	83	99	93	96	81	106
5	Food Security - Targeted Public Distribution System (Only BPL)	102	104	87	102	92	102	97	121
6	Houses constructed - IAY	97	109	84	108	85	117	NA	55
7	Houses constructed - EWS/LIG	84	42	0	0	NA	249	30	24
8	Habitations covered (NC and PC) - ARWSP	6	NA	NA	NA	NA	NA	NA	NA
9	Slipped back habitations and habitations with water quality problems addressed-ARWSP	54	19	0	60	21	21	NA	NA
10	SC Families Assisted	109	117	NA	52	79	132	21	52
11	ICDS Blocks Operational (Cum.)	97	99	100	100	100	89	68	100
12	Anganwadis Functional (Cum.)	88	88	100	93	87	57	100	103
13	Urban Poor Families Assisted under Seven Point Charter	187	NA	NA	493	NA	0	7	NA
14	Area Covered under Plantation ( Public and Forest Lands)	127	93	0	4	47	145	2,025	133
15	Seedlings Planted ( Public and Forest Lands)	159	136	1	154	47	165	2,370	139
16	Road Constructed- PMGSY	188	218	190	105	61	135	NA	NA
17	Villages Electrified - RGGVY	84	NA	54	140	79	56	NA	NA
18	Pumps sets energized	115	160	NA	NA	NA	42	NA	70
19	Supply of Electricity	91	96	84	93	87	98	100	98

NA - Not Applicable

**Table - B(Contd.)**

**STATE-WISE PERFORMANCE DURING APRIL-NOVEMBER,2010 (PERCENT ACHIEVEMENT)**

Sl.No.	Description	ALL							
		INDIA	GUJ	HRY	HP	J&K	JHAR.	KAR	KER
1	Individual Swarozgaries Assisted - SGSY	122	365	27	173	221	104	174	117
2	SHGs provided income generating activities	118	201	97	103	18	234	77	91
3	Food security-Targeted Public Distribution system (APL+BPL+AAY)	93	85	86	95	104	79	99	101
4	Food security-Targeted Public Distribution system (only AAY)	96	100	98	101	102	98	96	105
5	Food Security - Targeted Public Distribution System (Only BPL)	102	107	105	86	102	93	107	113
6	Houses constructed - IAY	97	105	96	98	141	294	88	128
7	Houses constructed - EWS/LIG	84	289	55	NA	NA	NA	9	32
8	Habitations covered (NC and PC) - ARWSP	6	NA	NA	NA	NA	NA	NA	NA
9	Slipped back habitations and habitations with water quality problems addressed-ARWSP	54	74	53	99	26	1	86	0
10	SC Families Assisted	109	128	59	108	7,380	139	105	148
11	ICDS Blocks Operational (Cum.)	97	100	95	100	101	100	100	87
12	Anganwadis Functional (Cum.)	88	100	68	97	88	100	100	97
13	Urban Poor Families Assisted under Seven Point Charter	187	333	NA	NA	NA	NA	33	NA
14	Area Covered under Plantation ( Public and Forest Lands)	127	123	406	122	12	57	140	141
15	Seedlings Planted ( Public and Forest Lands)	159	334	405	122	11	103	189	234
16	Road Constructed- PMGSY	188	159	448	206	260	327	218	149
17	Villages Electrified - RGGVY	84	NA	NA	108	79	62	86	NA
18	Pumps sets energized	115	148	252	238	NA	NA	101	70
19	Supply of Electricity	91	94	94	98	74	97	90	99

NA - Not Applicable

**Table - B(Contd.)****STATE-WISE PERFORMANCE DURING APRIL-NOVEMBER,2010 (PERCENT ACHIEVEMENT)**

Sl.No.	Description	ALL INDIA	MP	MAH	MANI	MEGH	MIZ	NAGA	ORI
1	Individual Swarozgaries Assisted - SGSY	122	351	53	0	657	421	133	36
2	SHGs provided income generating activities	118	107	83	10	60	146	23	65
3	Food security-Targeted Public Distribution system (APL+BPL+AAY)	93	86	85	26	79	97	121	96
4	Food security-Targeted Public Distribution system (only AAY)	96	84	94	28	98	95	107	99
5	Food Security - Targeted Public Distribution System (Only BPL)	102	102	102	30	94	118	130	104
6	Houses constructed - IAY	97	100	51	31	120	138	0	118
7	Houses constructed - EWS/LIG	84	NA	104	NA	NA	0	NA	13
8	Habitations covered (NC and PC) - ARWSP	6	NA	NA	NA	NA	NA	NA	NA
9	Slipped back habitations and habitations with water quality problems addressed-ARWSP	54	86	106	0	31	0	0	63
10	SC Families Assisted	109	67	159	0	NA	NA	NA	28
11	ICDS Blocks Operational (Cum.)	97	100	100	100	100	100	105	100
12	Anganwadis Functional (Cum.)	88	92	81	84	100	100	100	94
13	Urban Poor Families Assisted under Seven Point Charter	187	NA	82	NA	54	NA	NA	NA
14	Area Covered under Plantation ( Public and Forest Lands)	127	94	132	136	33	180	0	232
15	Seedlings Planted ( Public and Forest Lands)	159	94	170	165	183	107	0	184
16	Road Constructed- PMGSY	188	171	794	32	0	114	0	133
17	Villages Electrified - RGGVY	84	138	NA	36	7	104	200	78
18	Pumps sets energized	115	311	NA	NA	NA	NA	NA	98
19	Supply of Electricity	91	81	83	89	85	83	88	100

NA - Not Applicable

**Table - B(Contd.)**

**STATE-WISE PERFORMANCE DURING APRIL-NOVEMBER,2010 (PERCENT ACHIEVEMENT)**

Sl.No.	Description	ALL							
		INDIA	PUDU	PUN	RAJ	SIK	TN	TRI	UTTA.
1	Individual Swarozgaries Assisted - SGSY	122	7	281	39	100	100	0	119
2	SHGs provided income generating activities	118	97	52	70	65	106	257	117
3	Food security-Targeted Public Distribution system (APL+BPL+AAY)	93	85	84	95	99	111	85	88
4	Food security-Targeted Public Distribution system (only AAY)	96	92	68	100	99	109	92	93
5	Food Security - Targeted Public Distribution System (Only BPL)	102	94	101	104	100	121	102	101
6	Houses constructed - IAY	97	8	142	73	131	0	65	100
7	Houses constructed - EWS/LIG	84	21	NA	138	150	92	150	NA
8	Habitations covered (NC and PC) - ARWSP	6	NA	112	0	NA	NA	NA	23
9	Slipped back habitations and habitations with water quality problems addressed-ARWSP	54	NA	69	63	0	54	35	62
10	SC Families Assisted	109	68	74	122	35	108	12	92
11	ICDS Blocks Operational (Cum.)	97	100	100	100	108	100	104	100
12	Anganwadis Functional (Cum.)	88	100	100	94	94	100	100	44
13	Urban Poor Families Assisted under Seven Point Charter	187	NA	NA	NA	131	231	105	NA
14	Area Covered under Plantation ( Public and Forest Lands)	127	69	235	328	24	120	183	156
15	Seedlings Planted ( Public and Forest Lands)	159	261	284	212	25	112	179	150
16	Road Constructed- PMGSY	188	NA	432	526	86	494	39	191
17	Villages Electrified - RGGVY	84	NA	NA	156	600	0	NA	NA
18	Pumps sets energized	115	143	70	104	NA	114	NA	236
19	Supply of Electricity	91	95	93	99	100	94	88	93

NA - Not Applicable

**Table - B(Contd.)**

**STATE-WISE PERFORMANCE DURING APRIL-NOVEMBER,2010 (PERCENT ACHIEVEMENT)**

Sl.No.	Description	ALL							
		INDIA	UP	WB	A&N	CHND.	D&N	D&D	LAKSH
1	Individual Swarozgaries Assisted - SGSY	122	158	279	700	NA	121	100	829
2	SHGs provided income generating activities	118	90	377	438	NA	0	0	0
3	Food security-Targeted Public Distribution system (APL+BPL+AAY)	93	95	92	52	85	2	7	68
4	Food security-Targeted Public Distribution system (only AAY)	96	98	80	57	24	0	9	0
5	Food Security - Targeted Public Distribution System (Only BPL)	102	97	100	47	102	1	16	0
6	Houses constructed - IAY	97	82	140	19	NA	21	0	126
7	Houses constructed - EWS/LIG	84	NA	1,706	NA	NA	NA	NA	NA
8	Habitations covered (NC and PC) - ARWSP	6	NA	NA	0	NA	NA	NA	0
9	Slipped back habitations and habitations with water quality problems addressed-ARWSP	54	58	23	NA	NA	NA	NA	NA
10	SC Families Assisted	109	64	112	NA	109	NA	NA	NA
11	ICDS Blocks Operational (Cum.)	97	100	72	100	100	100	100	100
12	Anganwadis Functional (Cum.)	88	83	94	97	84	87	91	100
13	Urban Poor Families Assisted under Seven Point Charter	187	NA	NA	NA	NA	NA	NA	NA
14	Area Covered under Plantation ( Public and Forest Lands)	127	111	96	145	134	150	0	123
15	Seedlings Planted ( Public and Forest Lands)	159	161	237	117	147	457	57	137
16	Road Constructed- PMGSY	188	292	77	NA	NA	NA	NA	NA
17	Villages Electrified - RGGVY	84	NA	150	NA	NA	NA	NA	NA
18	Pumps sets energized	115	107	13	NA	NA	NA	0	NA
19	Supply of Electricity	91	84	98	75	100	100	92	100

NA - Not Applicable

## **Table - C**

Items in which the States/UTs performance is Very Good (90% and above),  
Good (80% to 90%) and Poor (below 80%) during the period  
April to November, 2010

### **1. ANDHRA PRADESH**

#### **Very Good**

SHGs provided income generating activities, Food Security:Targeted Public Distribution System(TPDS), Food Security:Antodaya Anna Yojana(AAY), Food Security:Targeted Public Distribution System (Only BPL), Houses constructed - IAY, SC Families Assisted, ICDS Blocks Operational (Cum.), Area Covered under Plantation ( Public and Forest Lands), Seedlings Planted ( Public and Forest Lands), Road Constructed- PMGSY, Pumps sets energized, Electricity supplied

#### **Good**

Anganwadis Functional (Cum.)

#### **Poor**

Individual Swarozgaries Assisted - SGSY, Houses constructed - EWS/LIG, Slipped back habitations and habitations with water quality problems addressed-ARWSP

### **2. ARUNACHAL PRADESH**

#### **Very Good**

ICDS Blocks Operational (Cum.), Anganwadis Functional (Cum.), Road Constructed- PMGSY

#### **Good**

Food Security:Targeted Public Distribution System(TPDS), Food Security:Antodaya Anna Yojana(AAY), Food Security:Targeted Public Distribution System (Only BPL), Houses constructed - IAY, Electricity supplied

#### **Poor**

Individual Swarozgaries Assisted - SGSY, SHGs provided income generating activities, Houses constructed - EWS/LIG, Slipped back habitations and habitations with water quality problems addressed-ARWSP, Area Covered under Plantation ( Public and Forest Lands), Seedlings Planted ( Public and Forest Lands), Villages Electrified - RGGVY

### **3. ASSAM**

#### **Very Good**

Food Security:Targeted Public Distribution System(TPDS), Food Security:Antodaya Anna Yojana(AAY), Food Security:Targeted Public Distribution System (Only BPL), Houses constructed - IAY, ICDS Blocks Operational (Cum.), Anganwadis Functional (Cum.), Urban Poor Families Assisted under Seven Point Charter, Seedlings Planted ( Public and Forest Lands), Road Constructed- PMGSY, Villages Electrified - RGGVY, Electricity supplied

#### **Poor**

Individual Swarozgaries Assisted - SGSY, SHGs provided income generating activities, Houses constructed - EWS/LIG, Slipped back habitations and habitations with water quality problems addressed-ARWSP, SC Families Assisted, Area Covered under Plantation ( Public and Forest Lands)

### **4. BIHAR**

#### **Very Good**

Food Security:Antodaya Anna Yojana(AAY), Food Security:Targeted Public Distribution System (Only BPL), ICDS Blocks Operational (Cum.)

#### **Good**

Food Security:Targeted Public Distribution System(TPDS), Houses constructed - IAY, Anganwadis Functional (Cum.), Electricity supplied

#### **Poor**

Individual Swarozgaries Assisted - SGSY, SHGs provided income generating activities, Slipped back habitations and habitations with water quality problems addressed-ARWSP, SC Families Assisted, Area Covered under Plantation ( Public and Forest Lands), Seedlings Planted ( Public and Forest Lands), Road Constructed- PMGSY, Villages Electrified - RGGVY



## **Table - C (Contd..)**

### **5. CHHATISGARH**

#### **Very Good**

Food Security:Targeted Public Distribution System(TPDS), Food Security:Antodaya Anna Yojana(AAY), Food Security:Targeted Public Distribution System (Only BPL), Houses constructed - IAY, Houses constructed - EWS/LIG, SC Families Assisted, Area Covered under Plantation ( Public and Forest Lands), Seedlings Planted ( Public and Forest Lands), Road Constructed- PMGSY, Electricity supplied

#### **Good**

Individual Swarozgaries Assisted - SGSY, ICDS Blocks Operational (Cum.)

#### **Poor**

SHGs provided income generating activities, Slipped back habitations and habitations with water quality problems addressed-ARWSP, Anganwadis Functional (Cum.), Urban Poor Families Assisted under Seven Point Charter, Villages Electrified - RGGVY, Pumps sets energized

### **6. DELHI**

#### **Very Good**

Food Security:Targeted Public Distribution System(TPDS), Food Security:Targeted Public Distribution System (Only BPL), Anganwadis Functional (Cum.), Area Covered under Plantation ( Public and Forest Lands), Seedlings Planted ( Public and Forest Lands), Electricity supplied

#### **Good**

Food Security:Antodaya Anna Yojana(AAY)

#### **Poor**

Houses constructed - EWS/LIG, SC Families Assisted, ICDS Blocks Operational (Cum.), Urban Poor Families Assisted under Seven Point Charter

### **7. GOA**

#### **Very Good**

Food Security:Antodaya Anna Yojana(AAY), Food Security:Targeted Public Distribution System (Only BPL), ICDS Blocks Operational (Cum.), Anganwadis Functional (Cum.), Area Covered under Plantation ( Public and Forest Lands), Seedlings Planted ( Public and Forest Lands), Electricity supplied

#### **Good**

Food Security:Targeted Public Distribution System(TPDS)

#### **Poor**

Individual Swarozgaries Assisted - SGSY, SHGs provided income generating activities, Houses constructed - IAY, Houses constructed - EWS/LIG, SC Families Assisted, Pumps sets energized

### **8. GUJARAT**

#### **Very Good**

Individual Swarozgaries Assisted - SGSY, SHGs provided income generating activities, Food Security:Antodaya Anna Yojana(AAY), Food Security:Targeted Public Distribution System (Only BPL), Houses constructed - IAY, Houses constructed - EWS/LIG, SC Families Assisted, ICDS Blocks Operational (Cum.), Anganwadis Functional (Cum.), Urban Poor Families Assisted under Seven Point Charter, Area Covered under Plantation ( Public and Forest Lands), Seedlings Planted ( Public and Forest Lands), Road Constructed- PMGSY, Pumps sets energized, Electricity supplied

#### **Good**

Food Security:Targeted Public Distribution System(TPDS)

#### **Poor**

Slipped back habitations and habitations with water quality problems addressed-ARWSP

## **Table - C (Contd..)**

### **9. HARYANA**

#### **Very Good**

SHGs provided income generating activities, Food Security:Antodaya Anna Yojana(AAY), Food Security:Targeted Public Distribution System (Only BPL), Houses constructed - IAY, ICDS Blocks Operational (Cum.), Area Covered under Plantation ( Public and Forest Lands), Seedlings Planted ( Public and Forest Lands), Road Constructed-PMGSY, Pumps sets energized, Electricity supplied

#### **Good**

Food Security:Targeted Public Distribution System(TPDS)

#### **Poor**

Individual Swarozgaries Assisted - SGSY, Houses constructed - EWS/LIG, Slipped back habitations and habitations with water quality problems addressed-ARWSP, SC Families Assisted, Anganwadis Functional (Cum.)

### **10. HIMACHAL PRADESH**

#### **Very Good**

Individual Swarozgaries Assisted - SGSY, SHGs provided income generating activities, Food Security:Targeted Public Distribution System(TPDS), Food Security:Antodaya Anna Yojana(AAY), Houses constructed - IAY, Slipped back habitations and habitations with water quality problems addressed-ARWSP, SC Families Assisted, ICDS Blocks Operational (Cum.), Anganwadis Functional (Cum.), Area Covered under Plantation ( Public and Forest Lands), Seedlings Planted ( Public and Forest Lands), Road Constructed- PMGSY, Villages Electrified - RGGVY, Pumps sets energized, Electricity supplied

#### **Good**

Food Security:Targeted Public Distribution System (Only BPL)

### **11. JAMMU AND KASHMIR**

#### **Very Good**

Individual Swarozgaries Assisted - SGSY, Food Security:Targeted Public Distribution System(TPDS), Food Security:Antodaya Anna Yojana(AAY), Food Security:Targeted Public Distribution System (Only BPL), Houses constructed - IAY, SC Families Assisted, ICDS Blocks Operational (Cum.), Road Constructed- PMGSY

#### **Good**

Anganwadis Functional (Cum.)

#### **Poor**

SHGs provided income generating activities, Slipped back habitations and habitations with water quality problems addressed-ARWSP, Area Covered under Plantation ( Public and Forest Lands), Seedlings Planted ( Public and Forest Lands), Villages Electrified - RGGVY, Electricity supplied

### **12. JHARKHAND**

#### **Very Good**

Individual Swarozgaries Assisted - SGSY, SHGs provided income generating activities, Food Security:Antodaya Anna Yojana(AAY), Food Security:Targeted Public Distribution System (Only BPL), Houses constructed - IAY, SC Families Assisted, ICDS Blocks Operational (Cum.), Anganwadis Functional (Cum.), Seedlings Planted ( Public and Forest Lands), Road Constructed- PMGSY, Electricity supplied

#### **Poor**

Food Security:Targeted Public Distribution System(TPDS), Slipped back habitations and habitations with water quality problems addressed-ARWSP, Area Covered under Plantation ( Public and Forest Lands), Villages Electrified - RGGVY

## **Table - C (Contd..)**

### **13. KARNATAKA**

#### **Very Good**

Individual Swarozgaris Assisted - SGSY, Food Security:Targeted Public Distribution System(TPDS), Food Security:Antodaya Anna Yojana(AAY), Food Security:Targeted Public Distribution System (Only BPL), SC Families Assisted, ICDS Blocks Operational (Cum.), Anganwadis Functional (Cum.), Area Covered under Plantation ( Public and Forest Lands), Seedlings Planted ( Public and Forest Lands), Road Constructed- PMGSY, Pumps sets energized, Electricity supplied

#### **Good**

Houses constructed - IAY, Slipped back habitations and habitations with water quality problems addressed-ARWSP, Villages Electrified - RGGVY

#### **Poor**

SHGs provided income generating activities, Houses constructed - EWS/LIG, Urban Poor Families Assisted under Seven Point Charter

### **14. KERALA**

#### **Very Good**

Individual Swarozgaris Assisted - SGSY, SHGs provided income generating activities, Food Security:Targeted Public Distribution System(TPDS), Food Security:Antodaya Anna Yojana(AAY), Food Security:Targeted Public Distribution System (Only BPL), Houses constructed - IAY, SC Families Assisted, Anganwadis Functional (Cum.), Area Covered under Plantation ( Public and Forest Lands), Seedlings Planted ( Public and Forest Lands), Road Constructed- PMGSY, Electricity supplied

#### **Good**

ICDS Blocks Operational (Cum.)

#### **Poor**

Houses constructed - EWS/LIG, Slipped back habitations and habitations with water quality problems addressed-ARWSP, Pumps sets energized

### **15. MADHYA PRADESH**

#### **Very Good**

Individual Swarozgaris Assisted - SGSY, SHGs provided income generating activities, Food Security:Targeted Public Distribution System (Only BPL), Houses constructed - IAY, ICDS Blocks Operational (Cum.), Anganwadis Functional (Cum.), Area Covered under Plantation ( Public and Forest Lands), Seedlings Planted ( Public and Forest Lands), Road Constructed- PMGSY, Villages Electrified - RGGVY, Pumps sets energized

#### **Good**

Food Security:Targeted Public Distribution System(TPDS), Food Security:Antodaya Anna Yojana(AAY), Slipped back habitations and habitations with water quality problems addressed-ARWSP, Electricity supplied

#### **Poor**

SC Families Assisted

### **16. MAHARASHTRA**

#### **Very Good**

Food Security:Antodaya Anna Yojana(AAY), Food Security:Targeted Public Distribution System (Only BPL), Houses constructed - EWS/LIG, Slipped back habitations and habitations with water quality problems addressed-ARWSP, SC Families Assisted, ICDS Blocks Operational (Cum.), Area Covered under Plantation ( Public and Forest Lands), Seedlings Planted ( Public and Forest Lands), Road Constructed- PMGSY

#### **Good**

SHGs provided income generating activities, Food Security:Targeted Public Distribution System(TPDS), Anganwadis Functional (Cum.), Urban Poor Families Assisted under Seven Point Charter, Electricity supplied

#### **Poor**

Individual Swarozgaris Assisted - SGSY, Houses constructed - IAY

## **Table - C (Contd..)**

### **17. MANIPUR**

#### **Very Good**

ICDS Blocks Operational (Cum.), Area Covered under Plantation ( Public and Forest Lands), Seedlings Planted ( Public and Forest Lands)

#### **Good**

Anganwadis Functional (Cum.), Electricity supplied

#### **Poor**

Individual Swarozgaries Assisted - SGSY, SHGs provided income generating activities, Food Security:Targeted Public Distribution System(TPDS), Food Security:Antodaya Anna Yojana(AAY), Food Security:Targeted Public Distribution System (Only BPL), Houses constructed - IAY, Slipped back habitations and habitations with water quality problems addressed-ARWSP, SC Families Assisted, Road Constructed- PMGSY, Villages Electrified - RGGVY

### **18. MEGHALAYA**

#### **Very Good**

Individual Swarozgaries Assisted - SGSY, Food Security:Antodaya Anna Yojana(AAY), Food Security:Targeted Public Distribution System (Only BPL), Houses constructed - IAY, ICDS Blocks Operational (Cum.), Anganwadis Functional (Cum.), Seedlings Planted ( Public and Forest Lands)

#### **Good**

Electricity supplied

#### **Poor**

SHGs provided income generating activities, Food Security:Targeted Public Distribution System(TPDS), Slipped back habitations and habitations with water quality problems addressed-ARWSP, Urban Poor Families Assisted under Seven Point Charter, Area Covered under Plantation ( Public and Forest Lands), Road Constructed- PMGSY, Villages Electrified - RGGVY

### **19. MIZORAM**

#### **Very Good**

Individual Swarozgaries Assisted - SGSY, SHGs provided income generating activities, Food Security:Targeted Public Distribution System(TPDS), Food Security:Antodaya Anna Yojana(AAY), Food Security:Targeted Public Distribution System (Only BPL), Houses constructed - IAY, ICDS Blocks Operational (Cum.), Anganwadis Functional (Cum.), Area Covered under Plantation ( Public and Forest Lands), Seedlings Planted ( Public and Forest Lands), Road Constructed- PMGSY, Villages Electrified - RGGVY

#### **Good**

Electricity supplied

#### **Poor**

Houses constructed - EWS/LIG, Slipped back habitations and habitations with water quality problems addressed-ARWSP

### **20. NAGALAND**

#### **Very Good**

Individual Swarozgaries Assisted - SGSY, Food Security:Targeted Public Distribution System(TPDS), Food Security:Antodaya Anna Yojana(AAY), Food Security:Targeted Public Distribution System (Only BPL), ICDS Blocks Operational (Cum.), Anganwadis Functional (Cum.), Villages Electrified - RGGVY

#### **Good**

Electricity supplied

#### **Poor**

SHGs provided income generating activities, Houses constructed - IAY, Slipped back habitations and habitations with water quality problems addressed-ARWSP, Area Covered under Plantation ( Public and Forest Lands), Seedlings Planted ( Public and Forest Lands), Road Constructed- PMGSY

## **Table - C (Contd..)**

### **21. ORISSA**

#### **Very Good**

Food Security:Targeted Public Distribution System(TPDS), Food Security:Antodaya Anna Yojana(AAY), Food Security:Targeted Public Distribution System (Only BPL), Houses constructed - IAY, ICDS Blocks Operational (Cum.), Anganwadis Functional (Cum.), Area Covered under Plantation ( Public and Forest Lands), Seedlings Planted ( Public and Forest Lands), Road Constructed- PMGSY, Pumps sets energized, Electricity supplied

#### **Poor**

Individual Swarozgaries Assisted - SGSY, SHGs provided income generating activities, Houses constructed - EWS/LIG, Slipped back habitations and habitations with water quality problems addressed-ARWSP, SC Families Assisted, Villages Electrified - RGGVY

### **22. PUDUCHERRY**

#### **Very Good**

SHGs provided income generating activities, Food Security:Antodaya Anna Yojana(AAY), Food Security:Targeted Public Distribution System (Only BPL), ICDS Blocks Operational (Cum.), Anganwadis Functional (Cum.), Seedlings Planted ( Public and Forest Lands), Pumps sets energized, Electricity supplied

#### **Good**

Food Security:Targeted Public Distribution System(TPDS)

#### **Poor**

Individual Swarozgaries Assisted - SGSY, Houses constructed - IAY, Houses constructed - EWS/LIG, SC Families Assisted, Area Covered under Plantation ( Public and Forest Lands)

### **23. PUNJAB**

#### **Very Good**

Individual Swarozgaries Assisted - SGSY, Food Security:Targeted Public Distribution System (Only BPL), Houses constructed - IAY, Habitations covered (NC and PC) - ARWSP, ICDS Blocks Operational (Cum.), Anganwadis Functional (Cum.), Area Covered under Plantation ( Public and Forest Lands), Seedlings Planted ( Public and Forest Lands), Road Constructed- PMGSY, Electricity supplied

#### **Good**

Food Security:Targeted Public Distribution System(TPDS)

#### **Poor**

SHGs provided income generating activities, Food Security:Antodaya Anna Yojana(AAY), Slipped back habitations and habitations with water quality problems addressed-ARWSP, SC Families Assisted, Pumps sets energized

### **24. RAJASTHAN**

#### **Very Good**

Food Security:Targeted Public Distribution System(TPDS), Food Security:Antodaya Anna Yojana(AAY), Food Security:Targeted Public Distribution System (Only BPL), Houses constructed - EWS/LIG, SC Families Assisted, ICDS Blocks Operational (Cum.), Anganwadis Functional (Cum.), Area Covered under Plantation ( Public and Forest Lands), Seedlings Planted ( Public and Forest Lands), Road Constructed- PMGSY, Villages Electrified - RGGVY, Pumps sets energized, Electricity supplied

#### **Poor**

Individual Swarozgaries Assisted - SGSY, SHGs provided income generating activities, Houses constructed - IAY, Habitations covered (NC and PC) - ARWSP, Slipped back habitations and habitations with water quality problems addressed-ARWSP

## **Table - C (Contd..)**

### **25. SIKKIM**

#### **Very Good**

Individual Swarozgaries Assisted - SGSY, Food Security:Targeted Public Distribution System(TPDS), Food Security:Antodaya Anna Yojana(AAY), Food Security:Targeted Public Distribution System (Only BPL), Houses constructed - IAY, Houses constructed - EWS/LIG, ICDS Blocks Operational (Cum.), Anganwadis Functional (Cum.), Urban Poor Families Assisted under Seven Point Charter, Villages Electrified - RGGVY, Electricity supplied

#### **Good**

Road Constructed- PMGSY

#### **Poor**

SHGs provided income generating activities, Slipped back habitations and habitations with water quality problems addressed-ARWSP, SC Families Assisted, Area Covered under Plantation ( Public and Forest Lands), Seedlings Planted ( Public and Forest Lands)

### **26. TAMIL NADU**

#### **Very Good**

Individual Swarozgaries Assisted - SGSY, SHGs provided income generating activities, Food Security:Targeted Public Distribution System(TPDS), Food Security:Antodaya Anna Yojana(AAY), Food Security:Targeted Public Distribution System (Only BPL), Houses constructed - EWS/LIG, SC Families Assisted, ICDS Blocks Operational (Cum.), Anganwadis Functional (Cum.), Urban Poor Families Assisted under Seven Point Charter, Area Covered under Plantation ( Public and Forest Lands), Seedlings Planted ( Public and Forest Lands), Road Constructed- PMGSY, Pumps sets energized, Electricity supplied

#### **Poor**

Houses constructed - IAY, Slipped back habitations and habitations with water quality problems addressed-ARWSP, Villages Electrified - RGGVY

### **27. TRIPURA**

#### **Very Good**

SHGs provided income generating activities, Food Security:Antodaya Anna Yojana(AAY), Food Security:Targeted Public Distribution System (Only BPL), Houses constructed - EWS/LIG, ICDS Blocks Operational (Cum.), Anganwadis Functional (Cum.), Urban Poor Families Assisted under Seven Point Charter, Area Covered under Plantation ( Public and Forest Lands), Seedlings Planted ( Public and Forest Lands)

#### **Good**

Food Security:Targeted Public Distribution System(TPDS), Electricity supplied

#### **Poor**

Individual Swarozgaries Assisted - SGSY, Houses constructed - IAY, Slipped back habitations and habitations with water quality problems addressed-ARWSP, SC Families Assisted, Road Constructed- PMGSY

### **28. UTTARAKHAND**

#### **Very Good**

Individual Swarozgaries Assisted - SGSY, SHGs provided income generating activities, Food Security:Antodaya Anna Yojana(AAY), Food Security:Targeted Public Distribution System (Only BPL), Houses constructed - IAY, SC Families Assisted, ICDS Blocks Operational (Cum.), Area Covered under Plantation ( Public and Forest Lands), Seedlings Planted ( Public and Forest Lands), Road Constructed- PMGSY, Pumps sets energized, Electricity supplied

#### **Good**

Food Security:Targeted Public Distribution System(TPDS)

#### **Poor**

Habitations covered (NC and PC) - ARWSP, Slipped back habitations and habitations with water quality problems addressed-ARWSP, Anganwadis Functional (Cum.)

## **Table - C (Contd..)**

### **29. UTTAR PRADESH**

#### **Very Good**

Individual Swarozgaries Assisted - SGSY, SHGs provided income generating activities, Food Security:Targeted Public Distribution System(TPDS), Food Security:Antodaya Anna Yojana(AAY), Food Security:Targeted Public Distribution System (Only BPL), ICDS Blocks Operational (Cum.), Area Covered under Plantation ( Public and Forest Lands), Seedlings Planted ( Public and Forest Lands), Road Constructed- PMGSY, Pumps sets energized

#### **Good**

Houses constructed - IAY, Anganwadis Functional (Cum.), Electricity supplied

#### **Poor**

Slipped back habitations and habitations with water quality problems addressed-ARWSP, SC Families Assisted

### **30. WEST BENGAL**

#### **Very Good**

Individual Swarozgaries Assisted - SGSY, SHGs provided income generating activities, Food Security:Targeted Public Distribution System(TPDS), Food Security:Targeted Public Distribution System (Only BPL), Houses constructed - IAY, Houses constructed - EWS/LIG, SC Families Assisted, Anganwadis Functional (Cum.), Area Covered under Plantation ( Public and Forest Lands), Seedlings Planted ( Public and Forest Lands), Villages Electrified - RGGVY, Electricity supplied

#### **Good**

Food Security:Antodaya Anna Yojana(AAY)

#### **Poor**

Slipped back habitations and habitations with water quality problems addressed-ARWSP, ICDS Blocks Operational (Cum.), Road Constructed- PMGSY, Pumps sets energized

### **31. ANDAMAN AND NICOBAR ISLANDS**

#### **Very Good**

Individual Swarozgaries Assisted - SGSY, SHGs provided income generating activities, ICDS Blocks Operational (Cum.), Anganwadis Functional (Cum.), Area Covered under Plantation ( Public and Forest Lands), Seedlings Planted ( Public and Forest Lands)

#### **Poor**

Food Security:Targeted Public Distribution System(TPDS), Food Security:Antodaya Anna Yojana(AAY), Food Security:Targeted Public Distribution System (Only BPL), Houses constructed - IAY, Habitations covered (NC and PC). ARWSP, Electricity supplied

### **32. CHANDIGARH**

#### **Very Good**

Food Security:Targeted Public Distribution System (Only BPL), SC Families Assisted, ICDS Blocks Operational (Cum.), Area Covered under Plantation ( Public and Forest Lands), Seedlings Planted ( Public and Forest Lands), Electricity supplied

#### **Good**

Food Security:Targeted Public Distribution System(TPDS), Anganwadis Functional (Cum.)

#### **Poor**

Food Security:Antodaya Anna Yojana(AAY)

## **Table - C (Contd..)**

### **33. DADRA AND NAGAR HAVELI**

#### **Very Good**

Individual Swarozgaris Assisted - SGSY, ICDS Blocks Operational (Cum.), Area Covered under Plantation (Public and Forest Lands), Seedlings Planted (Public and Forest Lands), Electricity supplied

#### **Good**

Anganwadis Functional (Cum.)

#### **Poor**

SHGs provided income generating activities, Food Security:Targeted Public Distribution System(TPDS), Food Security:Antodaya Anna Yojana(AAY), Food Security:Targeted Public Distribution System (Only BPL), Houses constructed - IAY

### **34. DAMAN AND DIU**

#### **Very Good**

Individual Swarozgaris Assisted - SGSY, ICDS Blocks Operational (Cum.), Anganwadis Functional (Cum.), Electricity supplied

#### **Poor**

SHGs provided income generating activities, Food Security:Targeted Public Distribution System(TPDS), Food Security:Antodaya Anna Yojana(AAY), Food Security:Targeted Public Distribution System (Only BPL), Houses constructed - IAY, Area Covered under Plantation (Public and Forest Lands), Seedlings Planted (Public and Forest Lands), Pumps sets energized

### **35. LAKSHADWEEP**

#### **Very Good**

Individual Swarozgaris Assisted - SGSY, Houses constructed - IAY, ICDS Blocks Operational (Cum.), Anganwadis Functional (Cum.), Area Covered under Plantation (Public and Forest Lands), Seedlings Planted (Public and Forest Lands), Electricity supplied

#### **Poor**

SHGs provided income generating activities, Food Security:Targeted Public Distribution System(TPDS), Food Security:Antodaya Anna Yojana(AAY), Food Security:Targeted Public Distribution System (Only BPL), Habitations covered (NC and PC) - ARWSP



**PART - II**

**TWENTY POINT PROGRAMME - 2006**

**ITEM-WISE PERFORMANCE TABLES**

Table - 1

## Employment generation under the NREG Scheme

Sl. No.	State/UT Name	No. of job cards issued * (Number) April,2010- November,2010	Employment generated (Number) April,2010- November,2010	Wages given (Rupees) April,2010- November,2010
		(3)	(4)	(5)
1	ANDHRA PRADESH	4,16,120	31,43,52,000	44,36,81,00,000
2	ARUNACHAL PRADESH	0	0	0
3	ASSAM	10887 *	1,51,48,000	1,55,82,16,000
4	BIHAR	5,01,009	8,18,06,000	7,39,19,53,000
5	CHHATISGARH	4,86,999	6,99,65,000	7,02,67,01,000
6	DELHI	0	0	0
7	GOA	4,171	1,42,846	1,57,00,000
8	GUJARAT	3,41,496	2,73,01,000	2,49,48,46,000
9	HARYANA	42,050	27,53,000	46,49,84,000
10	HIMACHAL PRADESH	14,293	1,07,15,000	1,61,79,63,000
11	JAMMU AND KASHMIR	76,858	89,78,000	1,19,39,67,000
12	JHARKHAND	1,83,144	4,82,82,886	5,05,11,06,283
13	KARNATAKA	14,14,787	2,06,34,000	4,68,71,27,000
14	KERALA	2,83,056	2,17,15,754	3,00,35,94,299
15	MADHYA PRADESH	1,12,000	7,27,46,000	5,55,69,40,000
16	MAHARASHTRA	1,45,569 *	1,16,40,673	1,78,82,55,000
17	MANIPUR	52,862	63,38,000	48,40,47,000
18	MEGHALAYA	8229 *	10,46,00,000	1,60,14,95,000
19	MIZORAM	5,235	0	0
20	NAGALAND	4,771	1,01,15,000	1,66,12,34,000
21	ORISSA	3,02,442	5,52,44,000	5,12,32,71,000
22	PUDUCHERRY	0	10,52,000	9,65,50,000
23	PUNJAB	78083 *	41,33,000	59,27,00,000
24	RAJASTHAN	9,08,167 *	24,22,00,000	18,25,87,31,000
25	SIKKIM	2573 *	23,25,908	43,20,82,000
26	TAMIL NADU	5,51,972	22,02,66,510	17,61,51,49,300
27	TRIPURA	30,662	22,77,000	2,53,04,33,000
28	UTTARAKHAND	55,941	1,15,35,630	1,17,84,96,000
29	UTTAR PRADESH	2,18,017	17,09,13,000	16,54,07,40,000
30	WEST BENGAL	2,69,832	10,65,68,000	10,92,51,83,000
31	ANDAMAN AND NICOBAR ISLANDS	884	1,82,915	3,94,59,000
32	CHANDIGARH	4 *	0	0
33	DADRA AND NAGAR HAVELI	212	46,504	54,51,848
34	DAMAN AND DIU	0	0	0
35	LAKSHADWEEP	6,920	61,144	1,18,22,000
Grand Total		65,29,245	1,64,40,38,770	1,63,31,62,96,730

Note:- \* Some of States are reporting performance since inception but now it has been reconciled with the performance figures supplied by M/o Rural Development to set performance targets during April-November, 2010.

# Swaranjayanti Gram Swarojgar Yojana (SGSY)

## Individual Swarozgaries Assisted

% Achievement of Target  
During April-November, 2010

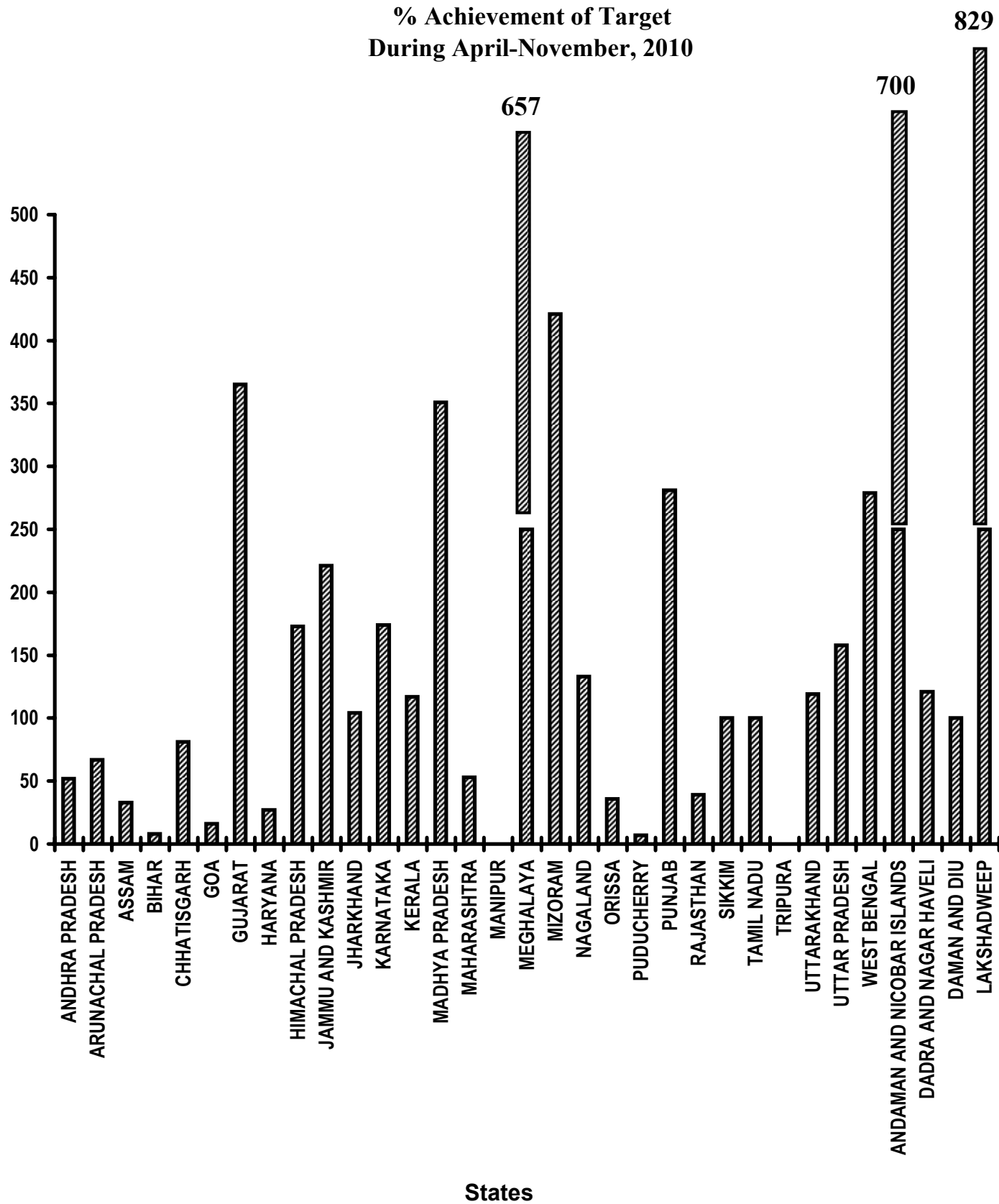


Table - 2(A)

**Swaranjayanti Gram Swarojgar Yojana**  
**Individual Swarozgaries Assisted**  
 (Unit: Number)

Sl. No.	State/UT Name	Target		Achievement April,2010- November,2010	Percent Achievement April,2010- November,2010
		2010-2011	April,2010- November,2010		
(1)	(2)	(3)	(4)	(5)	(5)/(4)
1	ANDHRA PRADESH	17,304	9,517	4,930	52
2	ARUNACHAL PRADESH	795	437	291 *	67
3	ASSAM	20,656	11,360	3,756	33
4	BIHAR	41,164	22,640	1,898	8
5	CHHATISGARH	9,144	5,029	4,053	81
6	GOA	281	154	24	16
7	GUJARAT	6,514	3,582	13,080	365
8	HARYANA	3,832	2,107	571	27
9	HIMACHAL PRADESH	1,613	887	1,536	173
10	JAMMU AND KASHMIR	1,997	1,099	2,430	221
11	JHARKHAND	15,522	8,536	8,857	104
12	KARNATAKA	13,067	7,187	12,507	174
13	KERALA	5,863	3,224	3,759	117
14	MADHYA PRADESH	19,587	10,773	37,775	351
15	MAHARASHTRA	25,829	14,206	7,547	53
16	MANIPUR	1,385	761	0	0
17	MEGHALAYA	1,551	853	5,607	657
18	MIZORAM	359	197	830 *	421
19	NAGALAND	1,064	585	780	133
20	ORISSA	19,793	10,886	3,929	36
21	PUDUCHERRY	310	173	12	7
22	PUNJAB	1,861	1,023	2,872	281
23	RAJASTHAN	9,922	5,456	2,146	39
24	SIKKIM	398	219	218	100
25	TAMIL NADU	15,300	8,415	8,377	100
26	TRIPURA	2,500	1,375	0	0
27	UTTARAKHAND	3,120	1,716	2,043	119
28	UTTAR PRADESH	59,262	32,593	51,516	158
29	WEST BENGAL	21,996	12,097	33,790	279
30	ANDAMAN AND NICOBAR ISLANDS	26	14	98	700
31	DADRA AND NAGAR HAVELI	26	14	17	121
32	DAMAN AND DIU	26	14	14	100
33	LAKSHADWEEP	26	14	116	829
<b>Grand Total</b>		3,22,093	1,77,143	2,15,379	122

**Very Good:(90% or above of targets)**

GUJARAT, HIMACHAL PRADESH, JAMMU AND KASHMIR, JHARKHAND, KARNATAKA, KERALA, MADHYA PRADESH, MEGHALAYA, MIZORAM, NAGALAND, PUNJAB, SIKKIM, TAMIL NADU, UTTARAKHAND, UTTAR PRADESH, WEST BENGAL, ANDAMAN AND NICOBAR ISLANDS, DADRA AND NAGAR HAVELI, DAMAN AND DIU, LAKSHADWEEP

**Good:(Between 80% to 90% targets)**

CHHATISGARH

**Poor:(Below 80% of targets)**

ANDHRA PRADESH, ARUNACHAL PRADESH, ASSAM, BIHAR, GOA, HARYANA, MAHARASHTRA, MANIPUR, ORISSA, PUDUCHERRY, RAJASTHAN, TRIPURA

\* Figures furnished by Mo Rural Development.

Table - 2(B)

## Swaranjayanti Gram Swarozgar Yojana

Sl. No.	State/UT Name	Individual SC Swarozgaries Assisted (Number) April,2010-November,2010	Individual ST Swarozgaries Assisted (Number) April,2010-November,2010	Individual Women Swarozgaries Assisted (Number) April,2010-November,2010	Individual Disabled Swarozgaries Assisted (Number) April,2010-November,2010
		(3)	(4)	(5)	(6)
1	ANDHRA PRADESH	2,005	577	4,606	516
2	ARUNACHAL PRADESH	0	0	0	0
3	ASSAM	566	1,317	1,606	267
4	BIHAR	747	65	439	257
5	CHHATISGARH	628	1,401	366	88
6	GOA	10	10	4	0
7	GUJARAT	6,536	0	4,203	123
8	HARYANA	128	0	327	38
9	HIMACHAL PRADESH	474	135	313	28
10	JAMMU AND KASHMIR	455	470	678	9
11	JHARKHAND	1,380	2,766	3,950	38
12	KARNATAKA	4,474	1,508	9,351	656
13	KERALA	2,943	227	1,907	356
14	MADHYA PRADESH	9,309	12,059	18,496	1,062
15	MAHARASHTRA	2,274	1,699	1,666	475
16	MANIPUR	0	0	0	0
17	MEGHALAYA	0	5,607	2,729	0
18	MIZORAM	0	0	0	0
19	NAGALAND	0	445	311	24
20	ORISSA	989	1,032	1,584	627
21	PUDUCHERRY	0	0	0	0
22	PUNJAB	2,120	0	620	18
23	RAJASTHAN	636	633	758	77
24	SIKKIM	73	502	773	0
25	TAMIL NADU	3,387	303	5,813	3,162
26	TRIPURA	0	0	0	0
27	UTTARAKHAND	1,833	96	397	4
28	UTTAR PRADESH	26,306	176	15,211	781
29	WEST BENGAL	12,406	1,778	31,418	79
30	ANDAMAN AND NICOBAR ISLANDS	0	12	23	2
31	DADRA AND NAGAR HAVELI	0	17	8	0
32	DAMAN AND DIU	25	0	0	0
33	LAKSHADWEEP	116	0	0	0
Grand Total		79,820	32,835	1,07,557	8,687

**Table - 3(A)**

**Self Help Groups (SHG)**  
(Unit: Number)

		Formed under SGSY (Number) April,2010- November,2010
Sl. No.	State/UT Name	
(1)	(2)	(3)
1	ANDHRA PRADESH	13,564
2	ARUNACHAL PRADESH	0
3	ASSAM	13,675
4	BIHAR	14,548
5	CHHATISGARH	2,667
6	DELHI	0
7	GOA	20
8	GUJARAT	4,059
9	HARYANA	1,959
10	HIMACHAL PRADESH	573
11	JAMMU AND KASHMIR	683
12	JHARKHAND	18,747
13	KARNATAKA	3,948
14	KERALA	1,098
15	MADHYA PRADESH	23,193
16	MAHARASHTRA	9,205
17	MANIPUR	4
18	MEGHALAYA	801
19	MIZORAM	0
20	NAGALAND	448
21	ORISSA	3,585
22	PUDUCHERRY	88
23	PUNJAB	606
24	RAJASTHAN	1,934
25	SIKKIM	117
26	TAMIL NADU	27,622
27	TRIPURA	1,681
28	UTTARAKHAND	4,142
29	UTTAR PRADESH	31,963
30	WEST BENGAL	26,945
31	ANDAMAN AND NICOBAR ISLANDS	44
32	CHANDIGARH	0
33	DADRA AND NAGAR HAVELI	0
34	DAMAN AND DIU	0
35	LAKSHADWEEP	0
<b>Grand Total</b>		<b>2,07,919</b>

# Self Help Groups (SHG)

## To whom income generating activities provided

% Achievement of Target  
During April-November, 2010

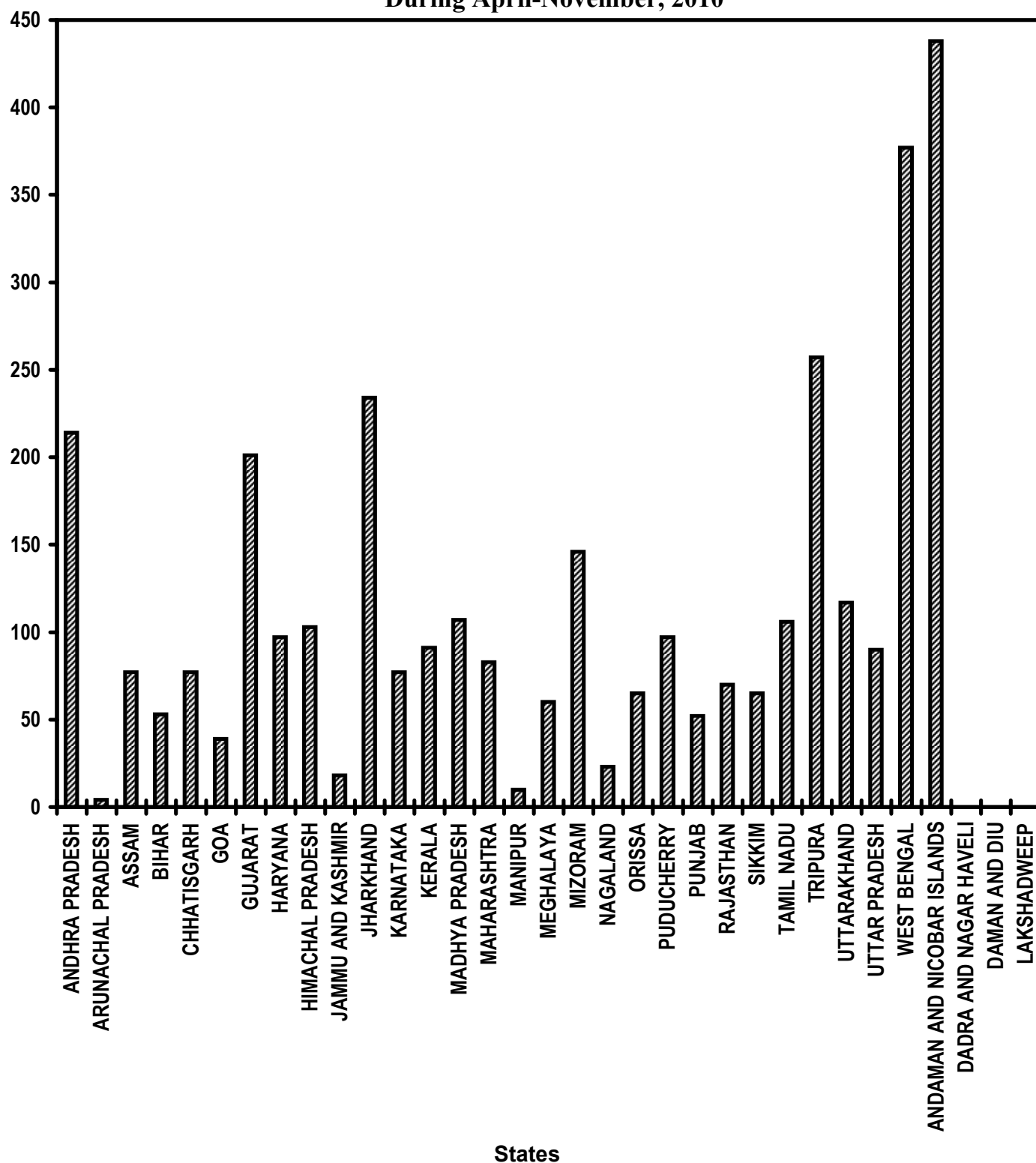


Table - 3(B)

**Self Help Groups (SHG)**  
**To whom income generating activities provided**  
**(Unit: Number)**

Sl. No.	State/UT Name	Target		Achievement	Percent
		2010-2011	April,2010- November,2010	April,2010- November,2010	Achievement April,2010- November,2010
(1)	(2)	(3)	(4)	(5)	(5)/(4)
1	ANDHRA PRADESH	9,967	5,480	11,724	214
2	ARUNACHAL PRADESH	458	254	10 *	4
3	ASSAM	11,898	6,544	5,071	77
4	BIHAR	23,710	13,043	6,926	53
5	CHHATISGARH	5,267	2,896	2,227	77
6	GOA	160	87	34	39
7	GUJARAT	3,752	2,064	4,153	201
8	HARYANA	2,207	1,213	1,178	97
9	HIMACHAL PRADESH	929	510	524	103
10	JAMMU AND KASHMIR	1,150	635	113	18
11	JHARKHAND	8,941	4,917	11,518	234
12	KARNATAKA	7,526	4,140	3,187	77
13	KERALA	3,377	1,858	1,693	91
14	MADHYA PRADESH	11,282	6,204	6,619	107
15	MAHARASHTRA	14,878	8,184	6,759	83
16	MANIPUR	798	439	43 *	10
17	MEGHALAYA	894	493	295 *	60
18	MIZORAM	207	114	167 *	146
19	NAGALAND	613	338	78 *	23
20	ORISSA	11,401	6,270	4,068	65
21	PUDUCHERRY	179	99	96	97
22	PUNJAB	1,072	589	307	52
23	RAJASTHAN	5,715	3,145	2,195	70
24	SIKKIM	229	124	80	65
25	TAMIL NADU	8,813	4,849	5,134	106
26	TRIPURA	1,440	792	2039 *	257
27	UTTARAKHAND	1,797	990	1,158	117
28	UTTAR PRADESH	34,135	18,777	16,863	90
29	WEST BENGAL	12,670	6,971	26,249	377
30	ANDAMAN AND NICOBAR ISLANDS	15	8	35	438
31	DADRA AND NAGAR HAVELI	15	8	0	0
32	DAMAN AND DIU	15	8	0	0
33	LAKSHADWEEP	15	8	0	0
<b>Grand Total</b>		<b>1,85,525</b>	<b>1,02,051</b>	<b>1,20,543</b>	<b>118</b>

**Very Good:(90% or above of targets)**

ANDHRA PRADESH, GUJARAT, HARYANA, HIMACHAL PRADESH, JHARKHAND, KERALA, MADHYA PRADESH, MIZORAM, PUDUCHERRY, TAMIL NADU, TRIPURA, UTTARAKHAND, UTTAR PRADESH, WEST BENGAL, ANDAMAN AND NICOBAR ISLANDS

**Good:(Between 80% to 90% targets)**

MAHARASHTRA

**Poor:(Below 80% of targets)**

ARUNACHAL PRADESH, ASSAM, BIHAR, CHHATISGARH, GOA, JAMMU AND KASHMIR, KARNATAKA, MANIPUR, MEGHALAYA, NAGALAND, ORISSA, PUNJAB, RAJASTHAN, SIKKIM, DADRA AND NAGAR HAVELI, DAMAN AND DIU, LAKSHADWEEP

\* Figures furnished by Ministry of Rural Development.



**Table - 4(A)**

**Distribution of waste land to the landless  
(Unit: Hectare)**

		<b>Total Land Distributed (Hectare) April,2010- November,2010</b>
<b>Sl. No.</b>	<b>State/UT Name</b>	
<b>(1)</b>	<b>(2)</b>	<b>(3)</b>
1	ANDHRA PRADESH	36,560
2	ARUNACHAL PRADESH	0
3	ASSAM	0
4	BIHAR	10
5	CHHATISGARH	0
6	DELHI	0
7	GOA	0
8	GUJARAT	0
9	HARYANA	0
10	JAMMU AND KASHMIR	0
11	JHARKHAND	156
12	KARNATAKA	0
13	KERALA	0
14	MADHYA PRADESH	0
15	MAHARASHTRA	0
16	MANIPUR	0
17	MEGHALAYA	0
18	MIZORAM	0
19	NAGALAND	0
20	ORISSA	863
21	PUDUCHERRY	0
22	PUNJAB	0
23	RAJASTHAN	0
24	SIKKIM	0
25	TAMIL NADU	288
26	TRIPURA	0
27	UTTARAKHAND	0
28	UTTAR PRADESH	2,167
29	WEST BENGAL	0
30	ANDAMAN AND NICOBAR ISLANDS	0
31	CHANDIGARH	0
32	DADRA AND NAGAR HAVELI	0
33	DAMAN AND DIU	0
34	LAKSHADWEEP	0
<b>Grand Total</b>		<b>40,044</b>

Table - 4(B)

## Distribution of waste land to the landless

Sl. No.	State/UT Name	Land Distributed to SC	Land Distributed to ST	Land Distributed to Others
		(Hectare) April,2010- November,2010	(Hectare) April,2010- November,2010	(Hectare) April,2010- November,2010
(1)	(2)	(3)	(4)	(5)
1	ANDHRA PRADESH	8,759	6,338	21,463
2	ARUNACHAL PRADESH	0	0	0
3	ASSAM	0	0	0
4	BIHAR	10	0	0
5	CHHATISGARH	0	0	0
6	DELHI	0	0	0
7	GOA	0	0	0
8	GUJARAT	0	0	0
9	HARYANA	0	0	0
10	JAMMU AND KASHMIR	0	0	0
11	JHARKHAND	10	109	44
12	KARNATAKA	0	0	0
13	KERALA	0	0	0
14	MADHYA PRADESH	0	0	0
15	MAHARASHTRA	0	0	0
16	MANIPUR	0	0	0
17	MEGHALAYA	0	0	0
18	MIZORAM	0	0	0
19	NAGALAND	0	0	0
20	ORISSA	154	539	169
21	PUDUCHERRY	0	0	0
22	PUNJAB	0	0	0
23	RAJASTHAN	0	0	0
24	SIKKIM	0	0	0
25	TAMIL NADU	41	0	247
26	TRIPURA	0	0	0
27	UTTARAKHAND	0	0	0
28	UTTAR PRADESH	1,338	1	828
29	WEST BENGAL	0	0	0
30	ANDAMAN AND NICOBAR ISLANDS	0	0	0
31	CHANDIGARH	0	0	0
32	DADRA AND NAGAR HAVELI	0	0	0
33	DAMAN AND DIU	0	0	0
34	LAKSHADWEEP	0	0	0
Grand Total		10,312	6,987	22,751

**Table - 5(A)**

**Minimum Wages Enforcement (including Farm Labour)**

Sl. No.	State/UT Name	Agriculture and Farm Workers: Inspections made (Number) April,2010-November,2010	Agriculture and Farm Workers: Irregularities detected (Number) April,2010-November,2010	Agriculture and Farm Workers: Irregularities rectified (Number) April,2010-November,2010
		(3)	(4)	(5)
1	ANDHRA PRADESH	0	0	0
2	ARUNACHAL PRADESH	0	0	0
3	ASSAM	0	0	0
4	BIHAR	36,521	5,745	5,673
5	CHHATISGARH	0	0	0
6	DELHI	0	0	0
7	GOA	0	0	0
8	GUJARAT	30,168	3,035	3,314
9	HARYANA	0	0	0
10	HIMACHAL PRADESH	0	0	0
11	JAMMU AND KASHMIR	0	0	0
12	JHARKHAND	10,128	391	315
13	KARNATAKA	0	0	0
14	KERALA	1	3	21
15	MADHYA PRADESH	0	0	0
16	MAHARASHTRA	0	0	0
17	MANIPUR	0	0	0
18	MEGHALAYA	0	0	0
19	MIZORAM	0	0	0
20	NAGALAND	0	0	0
21	ORISSA	0	0	0
22	PUDUCHERRY	0	0	0
23	PUNJAB	18	0	0
24	RAJASTHAN	924	10	6
25	SIKKIM	0	0	0
26	TAMIL NADU	0	0	0
27	TRIPURA	0	0	0
28	UTTARAKHAND	0	0	0
29	UTTAR PRADESH	0	0	0
30	WEST BENGAL	0	0	0
31	ANDAMAN AND NICOBAR ISLANDS	0	0	0
32	CHANDIGARH	0	0	0
33	DADRA AND NAGAR HAVELI	0	0	0
34	DAMAN AND DIU	0	0	0
35	LAKSHADWEEP	0	0	0
<b>Grand Total</b>		<b>77,760</b>	<b>9,184</b>	<b>9,329</b>

**Table - 5(B)**

**Minimum Wages Enforcement (including Farm Labour)**  
(Unit: Number)

		Agriculture and Farm Workers: Claims filed (Number) April,2010- November,2010	Agriculture and Farm Workers: Claims settled (Number) April,2010- November,2010
Sl. No.	State/UT Name		
(1)	(2)	(3)	(4)
1	ANDHRA PRADESH	0	0
2	ARUNACHAL PRADESH	0	0
3	ASSAM	0	0
4	BIHAR	1,425	1,375
5	CHHATISGARH	0	0
6	DELHI	0	0
7	GOA	0	0
8	GUJARAT	0	0
9	HARYANA	3	10
10	HIMACHAL PRADESH	0	0
11	JAMMU AND KASHMIR	0	0
12	JHARKHAND	2,041	1
13	KARNATAKA	0	0
14	KERALA	0	0
15	MADHYA PRADESH	0	0
16	MAHARASHTRA	0	0
17	MANIPUR	0	0
18	MEGHALAYA	0	0
19	MIZORAM	0	0
20	NAGALAND	0	0
21	ORISSA	0	0
22	PUDUCHERRY	0	0
23	PUNJAB	0	0
24	RAJASTHAN	0	2
25	SIKKIM	0	0
26	TAMIL NADU	0	0
27	TRIPURA	0	0
28	UTTARAKHAND	0	0
29	UTTAR PRADESH	0	0
30	WEST BENGAL	0	0
31	ANDAMAN AND NICOBAR ISLANDS	0	0
32	CHANDIGARH	0	0
33	DADRA AND NAGAR HAVELI	0	0
34	DAMAN AND DIU	0	0
35	LAKSHADWEEP	0	0
<b>Grand Total</b>		<b>3,469</b>	<b>1,388</b>

**Table - 5(C)**

**Minimum Wages Enforcement (including Farm Labour)**

Sl. No.	State/UT Name	Agriculture and Farm Workers: Prosecution cases Pending (Number) April,2010-November,2010	Agriculture and Farm Workers: Prosecution cases filed (Number) April,2010-November,2010	Agriculture and Farm Workers: Prosecution cases decided (Number) April,2010-November,2010
		(3)	(4)	(5)
1	ANDHRA PRADESH	0	0	0
2	ARUNACHAL PRADESH	0	0	0
3	ASSAM	0	0	0
4	BIHAR	1,203	0	0
5	CHHATISGARH	0	0	0
6	DELHI	0	0	0
7	GOA	0	0	0
8	GUJARAT	5,059	173	24
9	HARYANA	0	0	0
10	HIMACHAL PRADESH	0	0	0
11	JAMMU AND KASHMIR	0	0	0
12	JHARKHAND	11	0	0
13	KARNATAKA	0	0	0
14	KERALA	0	0	0
15	MADHYA PRADESH	0	0	0
16	MAHARASHTRA	0	0	0
17	MANIPUR	0	0	0
18	MEGHALAYA	0	0	0
19	MIZORAM	0	0	0
20	NAGALAND	0	0	0
21	ORISSA	0	0	0
22	PUDUCHERRY	0	0	0
23	PUNJAB	0	0	0
24	RAJASTHAN	21	19	1
25	SIKKIM	0	0	0
26	TAMIL NADU	0	0	0
27	TRIPURA	0	0	0
28	UTTARAKHAND	0	0	0
29	UTTAR PRADESH	0	0	0
30	WEST BENGAL	0	0	0
31	ANDAMAN AND NICOBAR ISLANDS	0	0	0
32	CHANDIGARH	0	0	0
33	DADRA AND NAGAR HAVELI	0	0	0
34	DAMAN AND DIU	0	0	0
35	LAKSHADWEEP	0	0	0
<b>Grand Total</b>		<b>6,294</b>	<b>192</b>	<b>25</b>

# Food Security: Targeted Public Distribution System (APL+BPL+AAY)

## Off take

% Achievement of Target  
During April-November, 2010

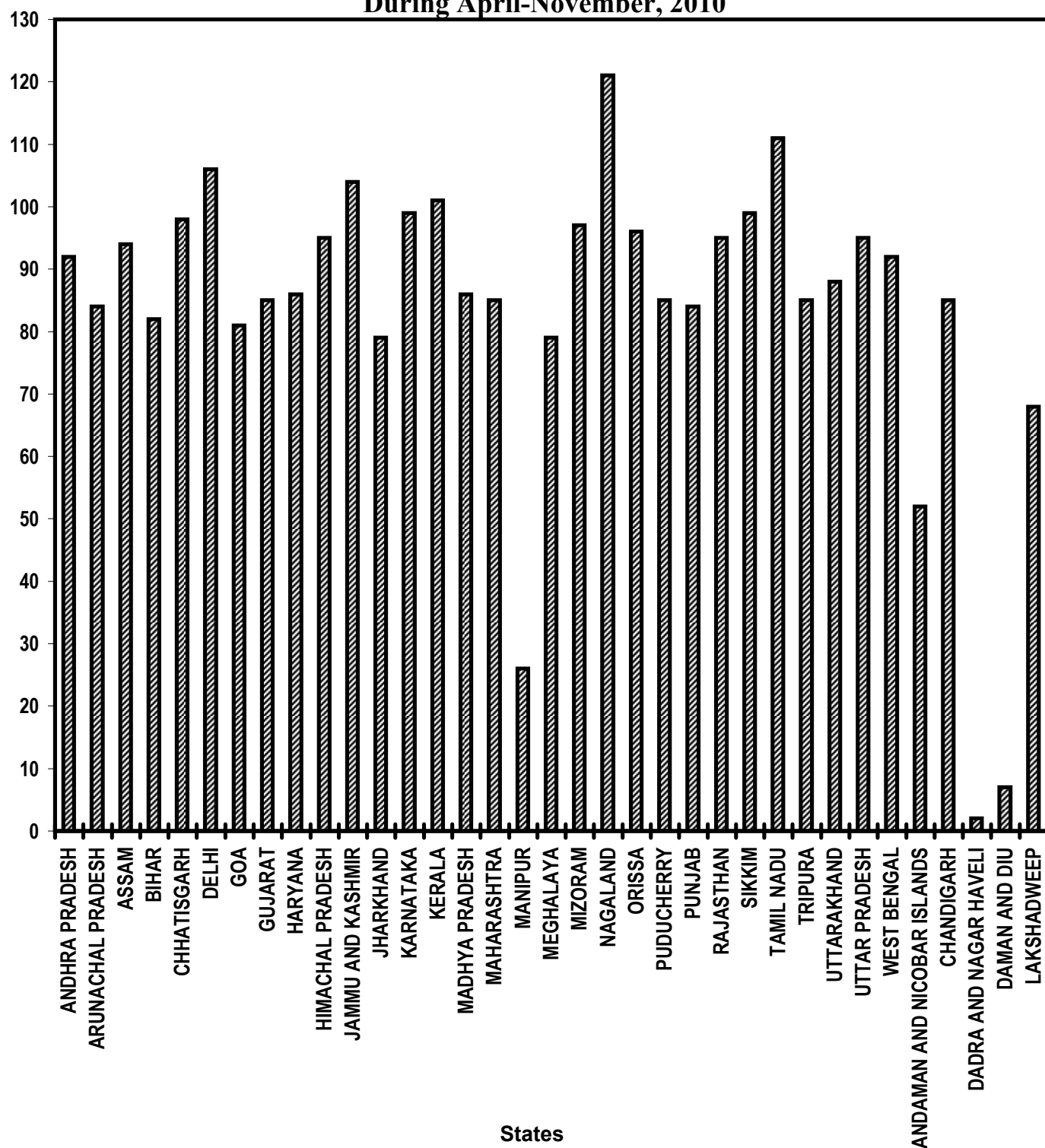


Table - 6(A)

## Food security-Targeted Public Distribution system (APL+BPL+AAY)

Sl. No.	State/UT Name	Allocation of Food Grains (Tonnes) April,2010-November,2010	Off take (Tonnes) * April,2010-November,2010	Percentage of offtake w.r.t. Allocation of Food Grains
(1)	(2)	(3)	(4)	(5)
1	ANDHRA PRADESH	24,86,772	22,97,712	92
2	ARUNACHAL PRADESH	67,704	57,044	84
3	ASSAM	11,24,274	10,59,661	94
4	BIHAR	23,62,128	19,48,744	82
5	CHHATISGARH	7,78,688	7,60,099	98
6	DELHI	3,97,156	4,21,780	106
7	GOA	45,834	37,173	81
8	GUJARAT	12,57,332	10,71,229	85
9	HARYANA	4,56,828	3,92,443	86
10	HIMACHAL PRADESH	3,41,802	3,24,317	95
11	JAMMU AND KASHMIR	5,04,836	5,26,539	104
12	JHARKHAND	8,86,148	7,03,111	79
13	KARNATAKA	15,06,984	14,90,791	99
14	KERALA	9,49,764	9,61,114	101
15	MADHYA PRADESH	17,54,062	15,15,705	86
16	MAHARASHTRA	30,15,994	25,67,112	85
17	MANIPUR	95,366	25,174	26
18	MEGHALAYA	1,26,952	1,00,384	79
19	MIZORAM	46,760	45,490	97
20	NAGALAND	84,584	1,02,080	121
21	ORISSA	14,80,810	14,26,898	96
22	PUDUCHERRY	37,408	31,755	85
23	PUNJAB	5,24,232	4,42,865	84
24	RAJASTHAN	13,74,988	13,03,760	95
25	SIKKIM	29,500	29,059	99
26	TAMIL NADU	24,81,888	27,54,359	111
27	TRIPURA	2,01,748	1,71,755	85
28	UTTARAKHAND	3,19,748	2,80,539	88
29	UTTAR PRADESH	46,62,738	44,42,918	95
30	WEST BENGAL	24,09,576	22,18,663	92
31	ANDAMAN AND NICOBAR ISLANDS	22,680	11,775	52
32	CHANDIGARH	20,920	17,778	85
33	DADRA AND NAGAR HAVELI	6,616	118	2
34	DAMAN AND DIU	3,320	232	7
35	LAKSHADWEEP	3,080	2,085	68
Grand Total		3,18,69,220	2,95,42,261	93

**Very Good:(90% or above of targets)**

ANDHRA PRADESH, ASSAM, CHHATISGARH, DELHI, HIMACHAL PRADESH, JAMMU AND KASHMIR, KARNATAKA, KERALA, MIZORAM, NAGALAND, ORISSA, RAJASTHAN, SIKKIM, TAMIL NADU, UTTAR PRADESH, WEST BENGAL

**Good:(Between 80% to 90% targets)**

ARUNACHAL PRADESH, BIHAR, GOA, GUJARAT, HARYANA, MADHYA PRADESH, MAHARASHTRA, PUDUCHERRY, PUNJAB, TRIPURA, UTTARAKHAND, CHANDIGARH

**Poor:(Below 80% of targets)**

JHARKHAND, MANIPUR, MEGHALAYA, ANDAMAN AND NICOBAR ISLANDS, DADRA AND NAGAR HAVELI, DAMAN AND DIU, LAKSHADWEEP

\* Offtake figures are provisional, subject to confirmation from FCI

# Food Security: Targeted Public Distribution System (Only Antyodaya Anna Yojana)

## Off take

% Achievement of Target  
During April-November, 2010

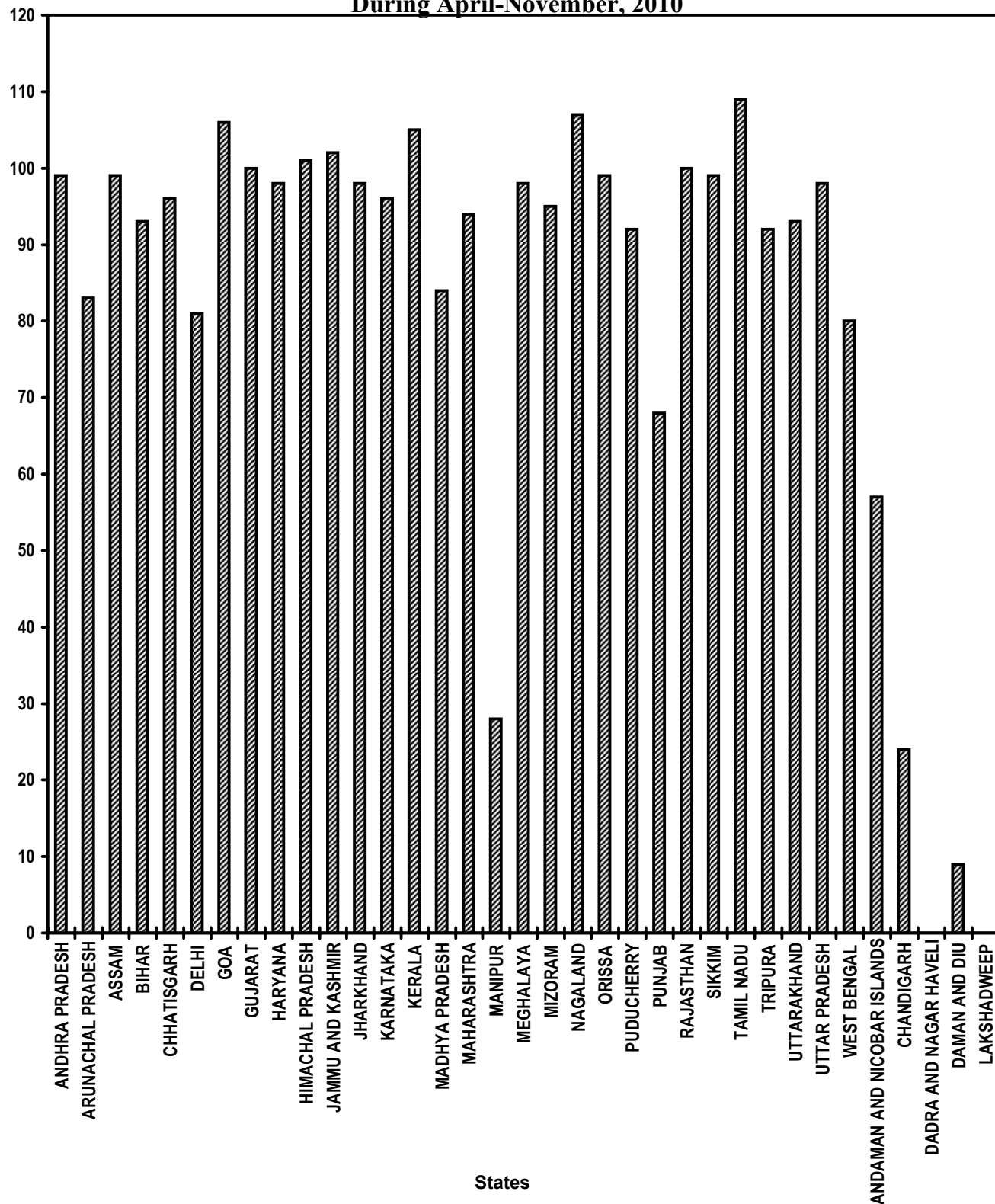




Table - 6(B)

## Food security-Targeted Public Distribution system (only AAY)

Sl. No.	State/UT Name	Allocation of Food Grains (Tonnes) April,2010-November,2010	Off take (Tonnes) * April,2010-November,2010	Percentage of offtake w.r.t. Allocation of Food Grains
		(3)	(4)	(5)
1	ANDHRA PRADESH	4,36,192	4,32,108	99
2	ARUNACHAL PRADESH	10,648	8,846	83
3	ASSAM	1,97,128	1,94,351	99
4	BIHAR	6,97,744	6,47,923	93
5	CHHATISGARH	2,01,296	1,93,872	96
6	DELHI	42,056	34,004	81
7	GOA	4,072	4,307	106
8	GUJARAT	2,26,720	2,26,990	100
9	HARYANA	81,880	80,401	98
10	HIMACHAL PRADESH	55,160	55,567	101
11	JAMMU AND KASHMIR	71,592	72,971	102
12	JHARKHAND	2,57,019	2,52,266	98
13	KARNATAKA	3,35,928	3,21,607	96
14	KERALA	1,66,840	1,75,223	105
15	MADHYA PRADESH	4,42,840	3,73,857	84
16	MAHARASHTRA	6,89,920	6,46,703	94
17	MANIPUR	17,816	5,049	28
18	MEGHALAYA	19,656	19,280	98
19	MIZORAM	7,280	6,888	95
20	NAGALAND	13,312	14,262	107
21	ORISSA	3,54,080	3,49,036	99
22	PUDUCHERRY	9,032	8,334	92
23	PUNJAB	50,240	34,303	68
24	RAJASTHAN	2,60,992	2,60,202	100
25	SIKKIM	4,624	4,562	99
26	TAMIL NADU	5,22,096	5,70,585	109
27	TRIPURA	31,680	28,999	92
28	UTTARAKHAND	42,344	39,535	93
29	UTTAR PRADESH	11,46,320	11,18,641	98
30	WEST BENGAL	4,14,456	3,31,852	80
31	ANDAMAN AND NICOBAR ISLANDS	1,200	689	57
32	CHANDIGARH	416	100	24
33	DADRA AND NAGAR HAVELI	1,464	7	0
34	DAMAN AND DIU	424	40	9
35	LAKSHADWEEP	336	0	0
Grand Total		68,14,803	65,13,360	96

**Very Good:(90% or above of targets)**

ANDHRA PRADESH, ASSAM, BIHAR, CHHATISGARH, GOA, GUJARAT, HARYANA, HIMACHAL PRADESH, JAMMU AND KASHMIR, JHARKHAND, KARNATAKA, KERALA, MAHARASHTRA, MEGHALAYA, MIZORAM, NAGALAND, ORISSA, PUDUCHERRY, RAJASTHAN, SIKKIM, TAMIL NADU, TRIPURA, UTTARAKHAND, UTTAR PRADESH

**Good:(Between 80% to 90% targets)**

ARUNACHAL PRADESH, DELHI, MADHYA PRADESH, WEST BENGAL

**Poor:(Below 80% of targets)**

MANIPUR, PUNJAB, ANDAMAN AND NICOBAR ISLANDS, CHANDIGARH, DADRA AND NAGAR HAVELI, DAMAN AND DIU, LAKSHADWEEP

\* Offtake figures are provisional, subject to confirmation from FCI

# Food Security: Targeted Public Distribution System (Only BPL)

## Off take

% Achievement of Target  
During April-November, 2010

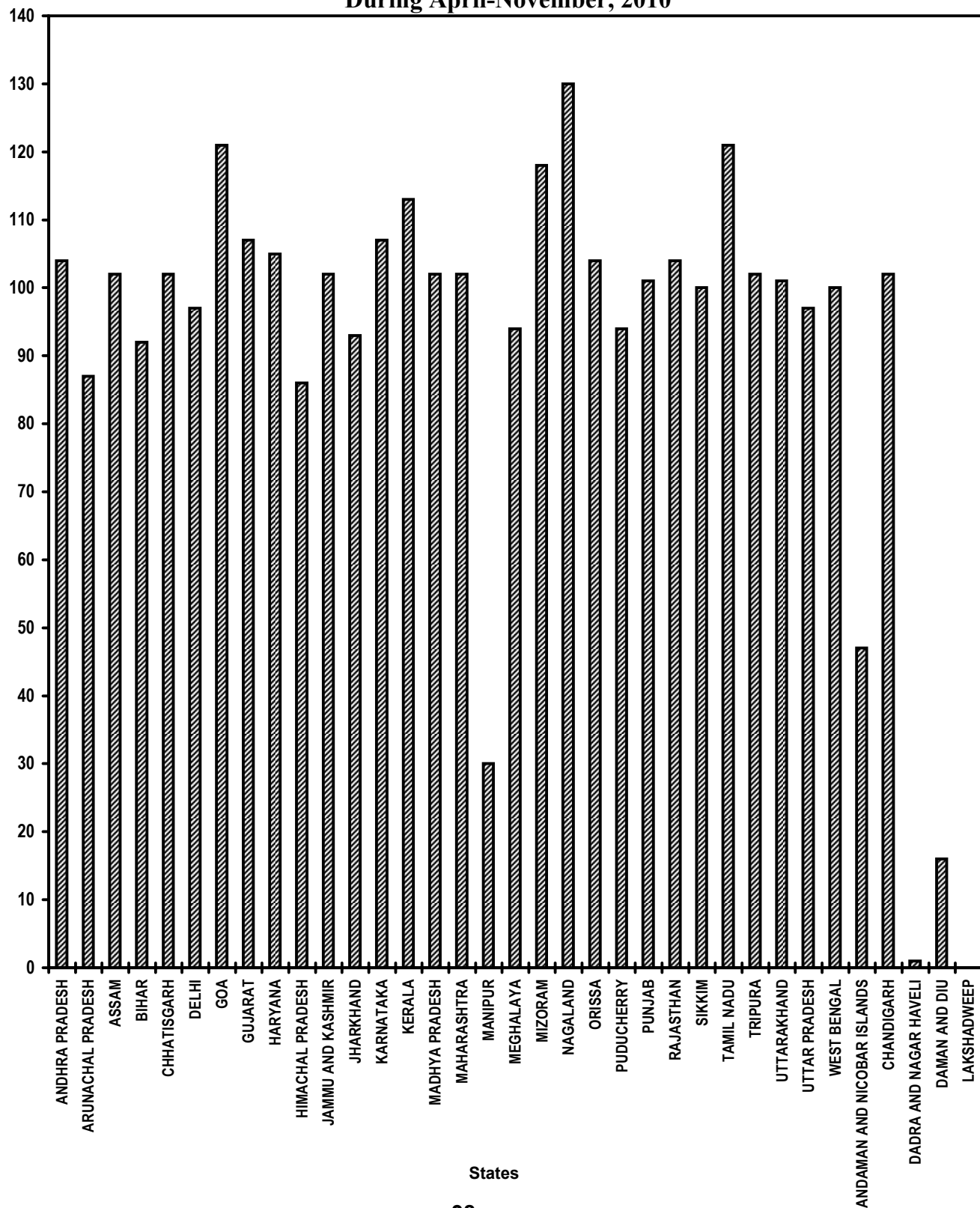


Table - 6(C)

## Food Security - Targeted Public Distribution System (Only BPL)

Sl. No.	State/UT Name	Allocation of Food Grains (Tonnes) April,2010-November,2010	Off take (Tonnes) * April,2010-November,2010	Percentage of offtake w.r.t. Allocation of Food Grains
		(3)	(4)	(5)
1	ANDHRA PRADESH	7,01,392	7,26,370	104
2	ARUNACHAL PRADESH	17,016	14,729	87
3	ASSAM	3,16,816	3,23,626	102
4	BIHAR	11,28,784	10,34,415	92
5	CHHATISGARH	3,23,792	3,28,843	102
6	DELHI	72,464	70,280	97
7	GOA	3,640	4,401	121
8	GUJARAT	3,66,912	3,92,784	107
9	HARYANA	1,39,048	1,45,677	105
10	HIMACHAL PRADESH	88,760	76,374	86
11	JAMMU AND KASHMIR	1,34,464	1,37,029	102
12	JHARKHAND	4,13,309	3,83,468	93
13	KARNATAKA	5,40,256	5,76,887	107
14	KERALA	2,68,232	3,02,956	113
15	MADHYA PRADESH	7,12,144	7,29,443	102
16	MAHARASHTRA	11,39,616	11,61,089	102
17	MANIPUR	28,672	8,543	30
18	MEGHALAYA	31,584	29,827	94
19	MIZORAM	11,760	13,873	118
20	NAGALAND	21,408	27,842	130
21	ORISSA	7,77,048	8,06,636	104
22	PUDUCHERRY	14,376	13,562	94
23	PUNJAB	80,784	81,786	101
24	RAJASTHAN	4,19,688	4,37,285	104
25	SIKKIM	7,536	7,508	100
26	TAMIL NADU	8,39,488	10,13,505	121
27	TRIPURA	50,920	52,091	102
28	UTTARAKHAND	97,104	97,986	101
29	UTTAR PRADESH	18,43,800	17,79,759	97
30	WEST BENGAL	10,35,720	10,32,275	100
31	ANDAMAN AND NICOBAR ISLANDS	3,560	1,678	47
32	CHANDIGARH	2,504	2,560	102
33	DADRA AND NAGAR HAVELI	3,352	28	1
34	DAMAN AND DIU	696	108	16
35	LAKSHADWEEP	504	0	0
Grand Total		1,16,37,149	1,18,15,223	102

**Very Good:(90% or above of targets)**

ANDHRA PRADESH, ASSAM, BIHAR, CHHATISGARH, DELHI, GOA, GUJARAT, HARYANA, JAMMU AND KASHMIR, JHARKHAND, KARNATAKA, KERALA, MADHYA PRADESH, MAHARASHTRA, MEGHALAYA, MIZORAM, NAGALAND, ORISSA, PUDUCHERRY, PUNJAB, RAJASTHAN, SIKKIM, TAMIL NADU, TRIPURA, UTTARAKHAND, UTTAR PRADESH, WEST BENGAL, CHANDIGARH

**Good:(Between 80% to 90% targets)**

ARUNACHAL PRADESH, HIMACHAL PRADESH

**Poor:(Below 80% of targets)**

MANIPUR, ANDAMAN AND NICOBAR ISLANDS, DADRA AND NAGAR HAVELI, DAMAN AND DIU, LAKSHADWEEP

\* Offtake figures are provisional, subject to confirmation from FCI

# Rural Housing - Indira Awaas Yojana

## Houses constructed

% Achievement of Target

During April-November, 2010

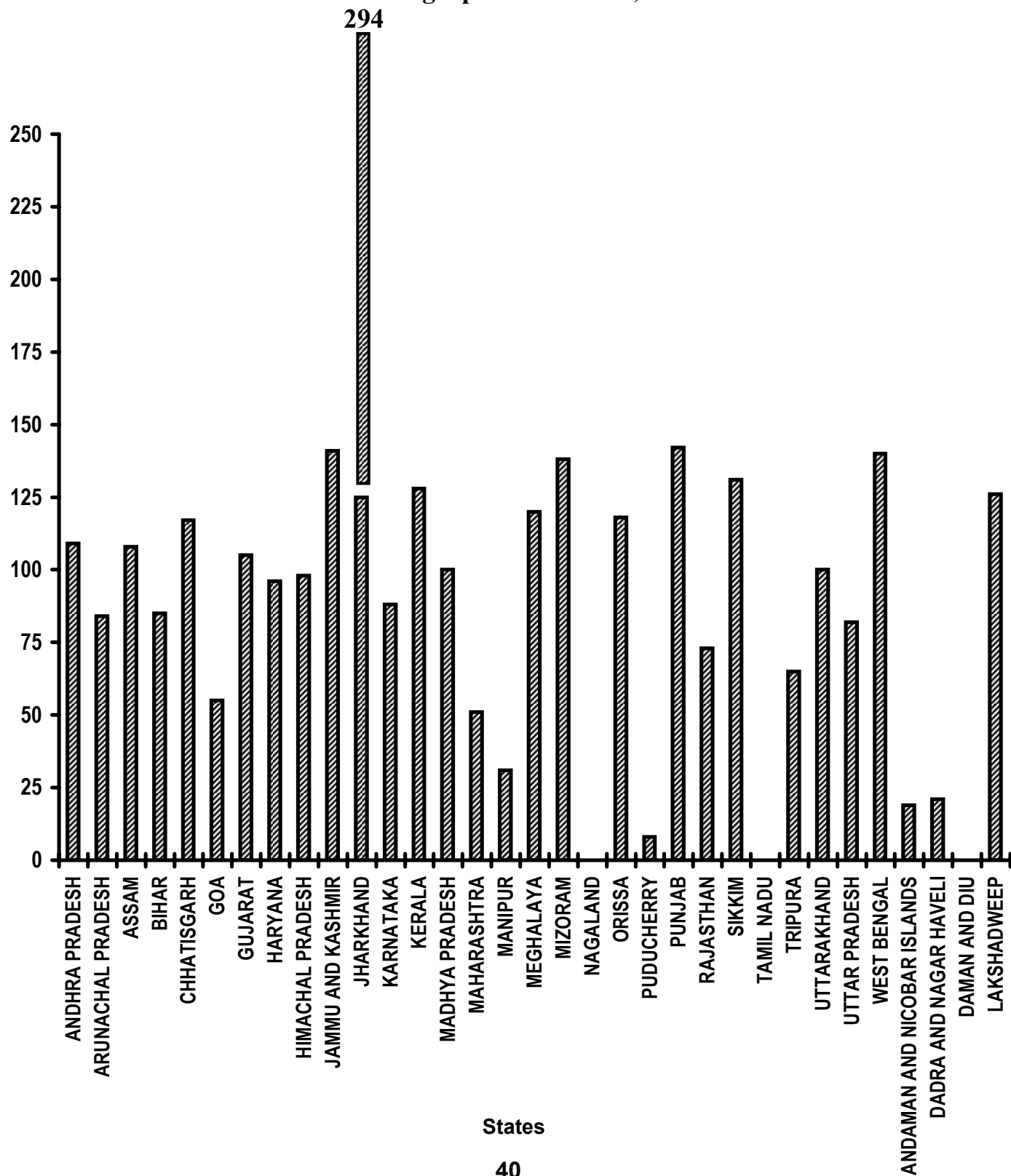


Table - 7

**Rural Housing - Indira Awaas Yojana**  
**Houses constructed**  
**(Unit: Number)**

Sl. No.	State/UT Name	Target		Achievement April,2010- November,2010	Percent Achievement April,2010- November,2010
		2010-2011	April,2010- November,2010		
(1)	(2)	(3)	(4)	(5)	(5)/(4)
1	ANDHRA PRADESH	2,57,104	1,11,410	1,21,559	109
2	ARUNACHAL PRADESH	7,726	3,349	2,813 *	84
3	ASSAM	1,70,849	74,035	79,695	108
4	BIHAR	7,58,904	3,28,861	2,79,829	85
5	CHHATISGARH	39,759	17,230	20,093	117
6	GOA	1,584	689	380	55
7	GUJARAT	1,26,090	54,639	57,378	105
8	HARYANA	17,703	7,670	7,327	96
9	HIMACHAL PRADESH	5,793	2,509	2,470	98
10	JAMMU AND KASHMIR	17,995	7,800	10,977	141
11	JHARKHAND	67,691	29,333	86,289	294
12	KARNATAKA	99,055	42,926	37,852	88
13	KERALA	55,084	23,868	30,625	128
14	MADHYA PRADESH	79,073	34,268	34,410	100
15	MAHARASHTRA	1,55,052	67,189	34,131	51
16	MANIPUR	6,707	2,907	911 *	31
17	MEGHALAYA	11,681	5,062	6,085	120
18	MIZORAM	2,489	1,079	1,486	138
19	NAGALAND	7,730	3,349	0	0
20	ORISSA	1,49,100	64,610	76,483	118
21	PUDUCHERRY	1,218	528	42	8
22	PUNJAB	21,893	9,490	13,451	142
23	RAJASTHAN	63,362	27,456	20,073	73
24	SIKKIM	1,478	642	843	131
25	TAMIL NADU	1,02,939	44,608	168	0
26	TRIPURA	15,050	6,521	4,269	65
27	UTTARAKHAND	15,856	6,872	6,858	100
28	UTTAR PRADESH	3,40,868	1,47,711	1,20,768	82
29	WEST BENGAL	2,05,671	89,123	1,24,446	140
30	ANDAMAN AND NICOBAR ISLANDS	2,446	1,061	198	19
31	DADRA AND NAGAR HAVELI	407	177	38	21
32	DAMAN AND DIU	182	78	0	0
33	LAKSHADWEEP	158	70	88	126
<b>Grand Total</b>		<b>28,08,697</b>	<b>12,17,120</b>	<b>11,82,035</b>	<b>97</b>

**Very Good:(90% or above of targets)**

ANDHRA PRADESH, ASSAM, CHHATISGARH, GUJARAT, HARYANA, HIMACHAL PRADESH, JAMMU AND KASHMIR, JHARKHAND, KERALA, MADHYA PRADESH, MEGHALAYA, MIZORAM, ORISSA, PUNJAB, SIKKIM, UTTARAKHAND, WEST BENGAL, LAKSHADWEEP

**Good:(Between 80% to 90% targets)**

ARUNACHAL PRADESH, BIHAR, KARNATAKA, UTTAR PRADESH

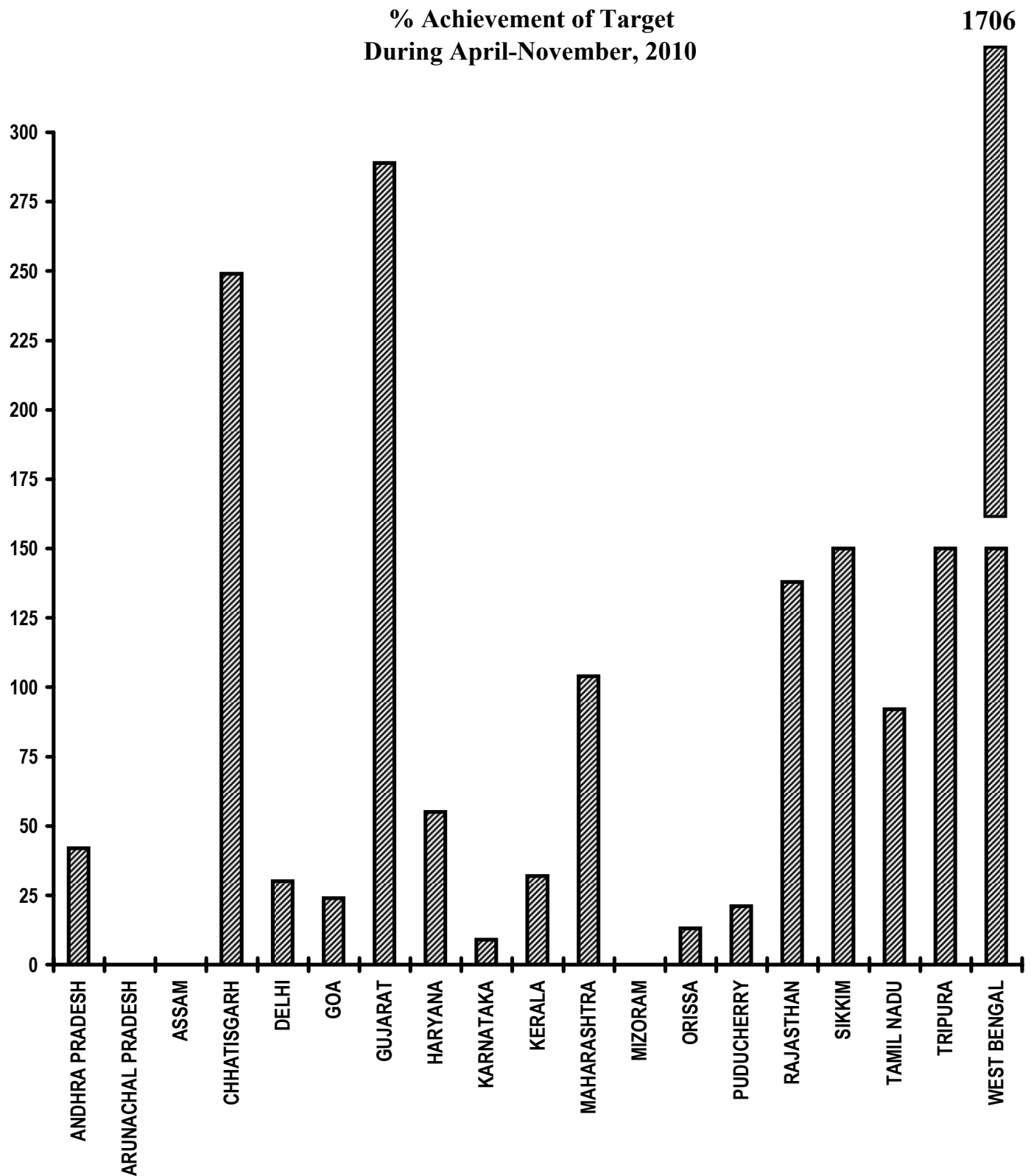
**Poor:(Below 80% of targets)**

GOA, MAHARASHTRA, MANIPUR, NAGALAND, PUDUCHERRY, RAJASTHAN, TAMIL NADU, TRIPURA, ANDAMAN AND NICOBAR ISLANDS, DADRA AND NAGAR HAVELI, DAMAN AND DIU

\* Figures furnished by Ministry of Rural Development.

# EWS/LIG Houses in Urban Areas

Houses constructed  
% Achievement of Target  
During April-November, 2010



States

Table - 8

**EWS/LIG Houses in Urban Areas**  
**Houses constructed**  
**(Unit: Number)**

Sl. No.	State/UT Name	Target *		Achievement April,2010- November,2010	Percent Achievement April,2010- November,2010
		2010-2011	April,2010- November,2010		
(1)	(2)	(3)	(4)	(5)	(5)/(4)
1	ANDHRA PRADESH	90,000	60,000	24,929	42
2	ARUNACHAL PRADESH	100	66	0	0
3	ASSAM	293	193	0	0
4	CHHATISGARH	10,000	6,666	16,614	249
5	DELHI	6,896	4,596	1,400	30
6	GOA	130	86	21	24
7	GUJARAT	10,000	6,666	19,279	289
8	HARYANA	701	466	258	55
9	KARNATAKA	10,000	6,664	585	9
10	KERALA	2,200	1,464	475	32
11	MAHARASHTRA	14,033	9,353	9,708	104
12	MIZORAM	1,512	1,008	0	0
13	ORISSA	208	138	18	13
14	PUDUCHERRY	233	152	32	21
15	RAJASTHAN	2,288	1,520	2,094	138
16	SIKKIM	25	16	24	150
17	TAMIL NADU	10,000	6,666	6,113	92
18	TRIPURA	456	304	457	150
19	WEST BENGAL	632	420	7,164	1,706
<b>Grand Total</b>		<b>1,59,707</b>	<b>1,06,444</b>	<b>89,171</b>	<b>84</b>

**Very Good:(90% or above of targets)**

CHHATISGARH, GUJARAT, MAHARASHTRA, RAJASTHAN, SIKKIM, TAMIL NADU, TRIPURA, WEST BENGAL

**Poor:(Below 80% of targets)**

ANDHRA PRADESH, ARUNACHAL PRADESH, ASSAM, DELHI, GOA, HARYANA, KARNATAKA, KERALA, MIZORAM, ORISSA, PUDUCHERRY

\* Since the target for 2010-11 have not been received from the concerned Nodal Ministry, the target for the year 2009-10 has been repeated provisionally.

# **Rural Areas - Accelerated Rural Water Supply Programme**

## **Habitations covered (NC and PC)**

**% Achievement of Target  
During April-November, 2010**

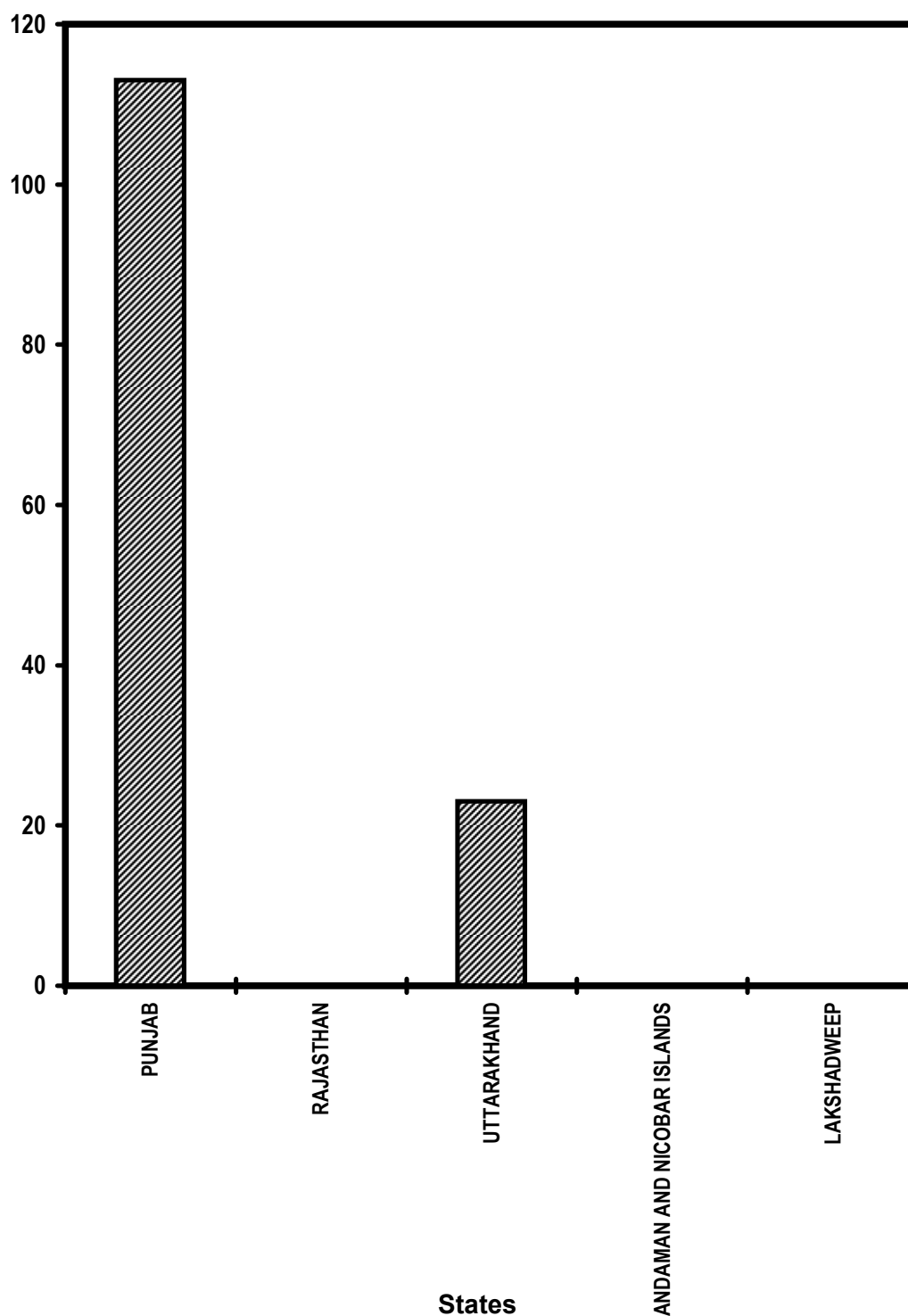




Table - 9(A)

**Rural Areas - Accelerated Rural Water Supply Programme**  
**Habitations covered (NC and PC)**  
 (Unit: Number)

Sl. No.	State/UT Name	Target		Achievement	Percent Achievement
		2010-2011	April,2010- November,2010	April,2010- November,2010	April,2010- November,2010
(1)	(2)	(3)	(4)	(5)	(5)/(4)
1	PUNJAB	16	8	9	112
2	RAJASTHAN	316	158	0	0
3	UTTARAKHAND	26	13	3	23
4	ANDAMAN AND NICOBAR ISLANDS	8	4	0	0
5	LAKSHADWEEP	10	5	0	0
<b>Grand Total</b>		376	188	12	6

**Very Good:(90% or above of targets)**

PUNJAB

**Poor:(Below 80% of targets)**

RAJASTHAN, UTTARAKHAND, ANDAMAN AND NICOBAR ISLANDS, LAKSHADWEEP

# Rural Areas - Accelerated Rural Water Supply Programme

## Slipped back habitations and habitations with water quality problems addressed-ARWSP

% Achievement of Target  
During April-November, 2010

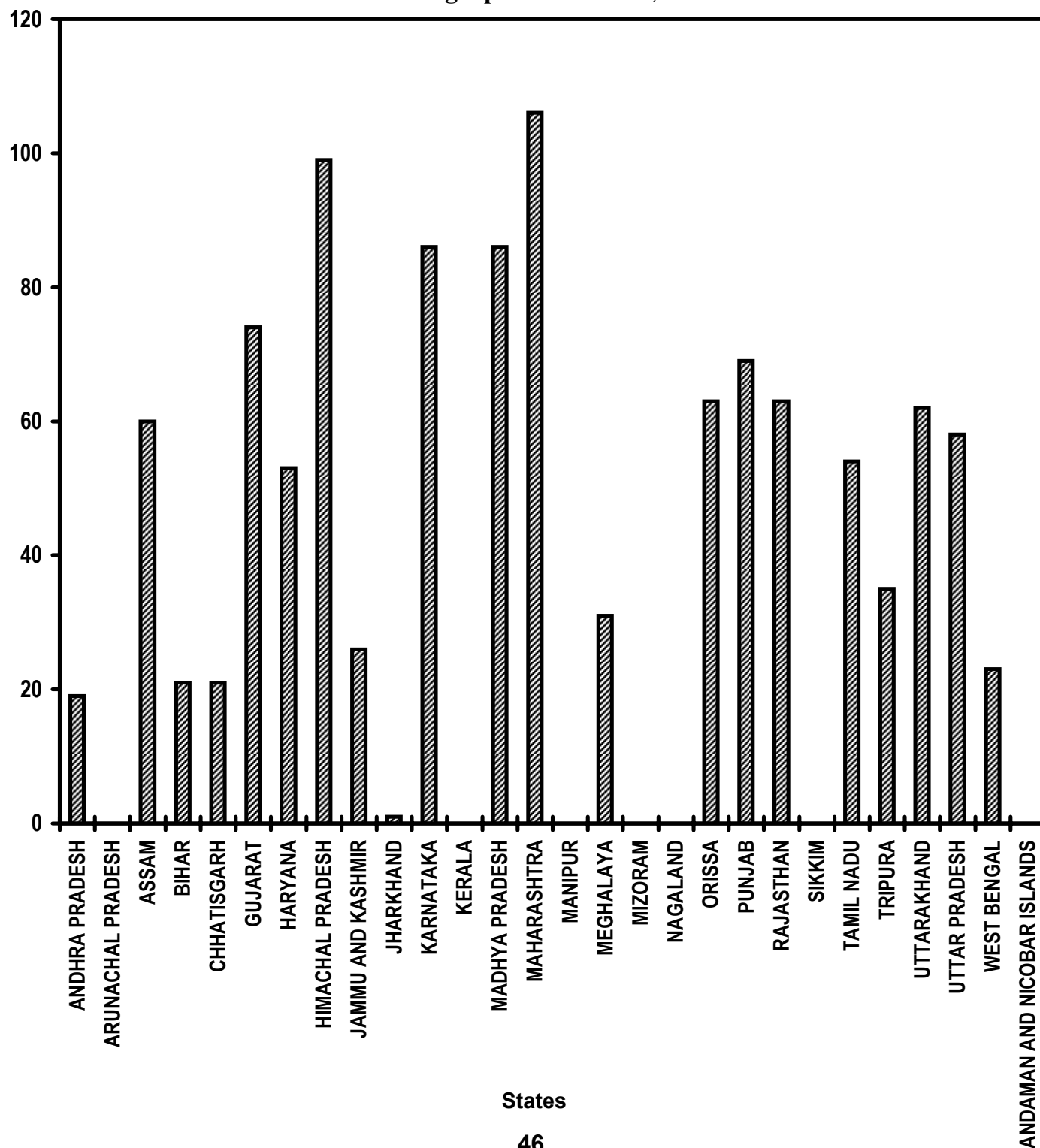


Table - 9(B)

**Rural Areas - Accelerated Rural Water Supply Programme**  
**Slipped back habitations and habitations with water quality problems addressed-ARWSP**  
 (Unit: Number)

Sl. No.	State/UT Name	Target		Achievement	Percent Achievement
		2010-2011	April,2010- November,2010	April,2010- November,2010	April,2010- November,2010
(1)	(2)	(3)	(4)	(5)	(5)/(4)
1	ANDHRA PRADESH	6,673	3,336	620	19
2	ARUNACHAL PRADESH	534	266	0	0
3	ASSAM	8,157	4,078	2,434	60
4	BIHAR	18,749	9,374	1,958	21
5	CHHATISGARH	9,948	4,974	1,044	21
6	GUJARAT	1,100	550	409	74
7	HARYANA	1,007	503	268	53
8	HIMACHAL PRADESH	5,000	2,500	2,464	99
9	JAMMU AND KASHMIR	962	481	126	26
10	JHARKHAND	1,099	549	6	1
11	KARNATAKA	8,750	4,375	3,746	86
12	KERALA	744	371	0	0
13	MADHYA PRADESH	13,300	6,650	5,743	86
14	MAHARASHTRA	9,745	4,872	5,181	106
15	MANIPUR	330	165	0	0
16	MEGHALAYA	840	420	129	31
17	MIZORAM	124	61	0	0
18	NAGALAND	105	52	0	0
19	ORISSA	5,494	2,746	1,738	63
20	PUNJAB	2,007	1,003	695	69
21	RAJASTHAN	7,448	3,724	2,331	63
22	SIKKIM	175	87	0	0
23	TAMIL NADU	8,009	4,004	2,161	54
24	TRIPURA	825	412	144	35
25	UTTARAKHAND	1,539	769	480	62
26	UTTAR PRADESH	2,142	1,071	619	58
27	WEST BENGAL	6,630	3,315	778	23
28	ANDAMAN AND NICOBAR ISLANDS	-	-	0	-
<b>Grand Total</b>		1,21,436	60,708	33,074	54

**Very Good:(90% or above of targets)**

HIMACHAL PRADESH, MAHARASHTRA

**Good:(Between 80% to 90% targets)**

KARNATAKA, MADHYA PRADESH

**Poor:(Below 80% of targets)**

ANDHRA PRADESH, ARUNACHAL PRADESH, ASSAM, BIHAR, CHHATISGARH, GUJARAT, HARYANA, JAMMU AND KASHMIR, JHARKHAND, KERALA, MANIPUR, MEGHALAYA, MIZORAM, NAGALAND, ORISSA, PUNJAB, RAJASTHAN, SIKKIM, TAMIL NADU, TRIPURA, UTTARAKHAND, UTTAR PRADESH, WEST BENGAL

Table - 10

**Sanitation Programme in Rural Areas**  
(Unit: Number)

		Individual Household latrines constructed (Number) April,2010- November,2010
Sl. No.	State/UT Name	
(1)	(2)	(3)
1	ANDHRA PRADESH	3,18,741
2	ARUNACHAL PRADESH	17,578
3	ASSAM	2,55,155
4	BIHAR	4,29,523
5	CHHATISGARH	1,27,664
6	DELHI	0
7	GOA	0
8	GUJARAT	2,88,199
9	HARYANA	76,022
10	HIMACHAL PRADESH	1,12,179
11	JAMMU AND KASHMIR	47,335
12	JHARKHAND	2,26,041
13	KARNATAKA	3,43,283
14	KERALA	3,022
15	MADHYA PRADESH	6,14,343
16	MAHARASHTRA	2,06,126
17	MANIPUR	26,189
18	MEGHALAYA	19,982
19	MIZORAM	1,611
20	NAGALAND	12,914
21	ORISSA	6,55,701
22	PUDUCHERRY	12
23	PUNJAB	45,722
24	RAJASTHAN	5,31,913
25	SIKKIM	0
26	TAMIL NADU	3,01,770
27	TRIPURA	18,576
28	UTTARAKHAND	73,488
29	UTTAR PRADESH	10,68,637
30	WEST BENGAL	2,98,504
31	ANDAMAN AND NICOBAR ISLANDS	0
32	CHANDIGARH	0
33	DADRA AND NAGAR HAVELI	0
34	DAMAN AND DIU	0
35	LAKSHADWEEP	0
<b>Grand Total</b>		<b>61,20,230</b>

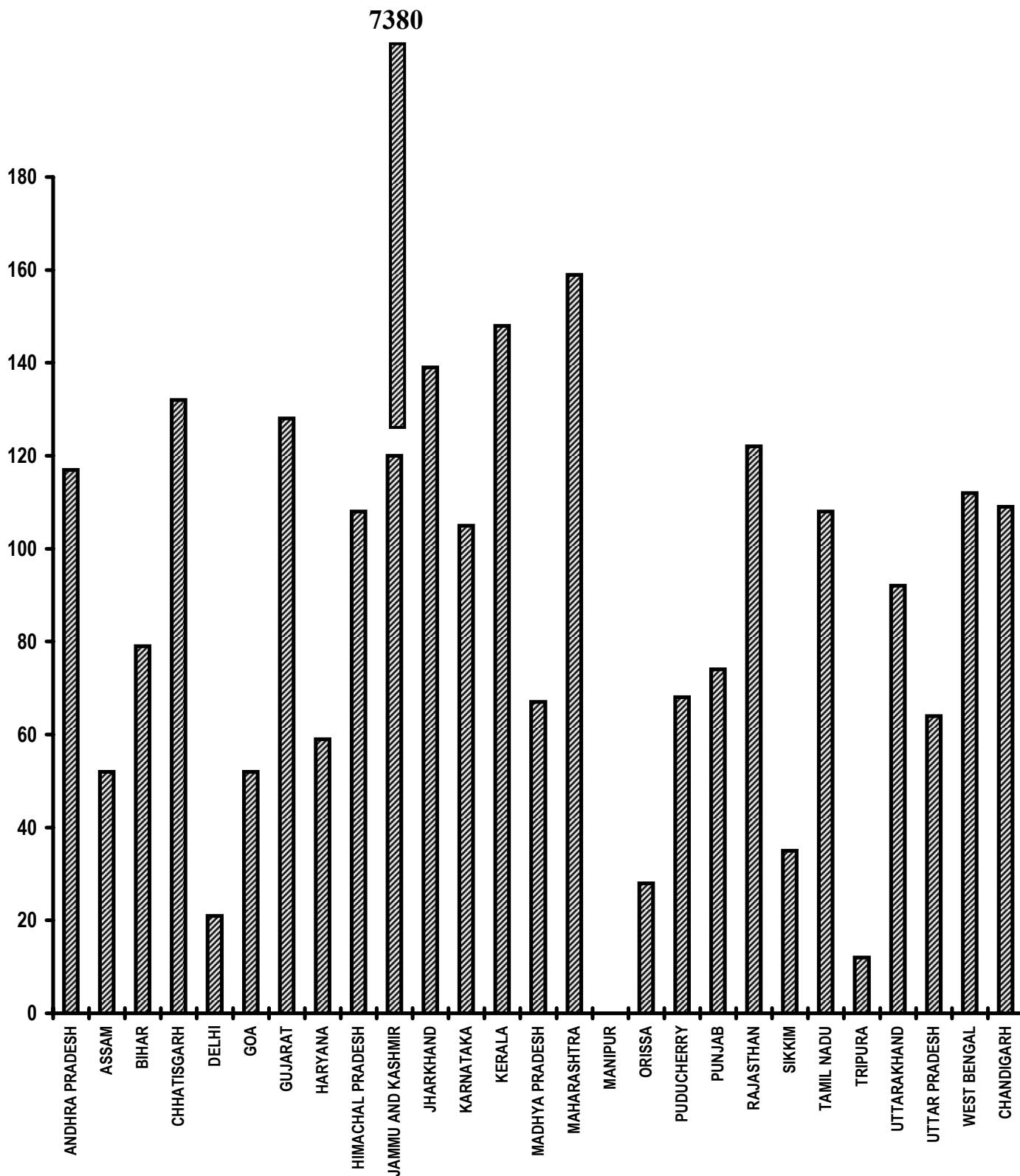
Table - 11

**Institutional Delivery**  
(Unit: Number)

		Delivery in institutions (Number) April,2010- November,2010
Sl. No.	State/UT Name	
(1)	(2)	(3)
1	ANDHRA PRADESH	9,60,689
2	ARUNACHAL PRADESH	6,003
3	ASSAM	2,04,937
4	BIHAR	9,24,612
5	CHHATISGARH	1,43,810
6	DELHI	1,72,223
7	GOA	12,071
8	GUJARAT	7,01,030
9	HARYANA	1,40,878
10	HIMACHAL PRADESH	44,298
11	JAMMU AND KASHMIR	93,682
12	JHARKHAND	2,08,424
13	KARNATAKA	4,94,850
14	KERALA	3,36,760
15	MADHYA PRADESH	8,70,359
16	MAHARASHTRA	8,64,259
17	MANIPUR	9,365
18	MEGHALAYA	18,763
19	MIZORAM	0
20	NAGALAND	0
21	ORISSA	3,80,517
22	PUDUCHERRY	30,165
23	PUNJAB	1,79,724
24	RAJASTHAN	7,97,183
25	SIKKIM	4,220
26	TAMIL NADU	7,19,347
27	TRIPURA	10,693
28	UTTARAKHAND	60,437
29	UTTAR PRADESH	17,92,214
30	WEST BENGAL	0
31	ANDAMAN AND NICOBAR ISLANDS	3,292
32	CHANDIGARH	12,740
33	DADRA AND NAGAR HAVELI	1,974
34	DAMAN AND DIU	1,962
35	LAKSHADWEEP	430
<b>Grand Total</b>		<b>1,02,01,911</b>

# SC Families Assisted

% Achievement of Target  
During April-November, 2010



States

Table - 12

**SC Families Assisted**  
(Unit: Number)

Sl. No.	State/UT Name	Target *		Achievement April,2010- November,2010	Percent Achievement April,2010- November,2010
		2010-2011	April,2010- November,2010		
(1)	(2)	(3)	(4)	(5)	(5)/(4)
1	ANDHRA PRADESH	4,50,000	3,00,000	3,51,525	117
2	ASSAM	44,000	29,328	15,300	52
3	BIHAR	2,55,000	1,70,000	1,34,222	79
4	CHHATISGARH	3,75,000	2,50,000	3,28,913	132
5	DELHI	5,000	3,328	685	21
6	GOA	550	360	186	52
7	GUJARAT	1,40,000	93,328	1,19,464	128
8	HARYANA	88,500	59,000	34,635	59
9	HIMACHAL PRADESH	58,000	38,666	41,646	108
10	JAMMU AND KASHMIR	1,100	728	53,723	7,380
11	JHARKHAND	5,50,000	3,66,664	5,08,238	139
12	KARNATAKA	5,00,000	3,33,328	3,50,269	105
13	KERALA	33,000	22,000	32,550	148
14	MADHYA PRADESH	2,43,000	1,62,000	1,08,827	67
15	MAHARASHTRA	1,54,000	1,02,664	1,63,737	159
16	MANIPUR	550	360	0	0
17	ORISSA	72,600	48,400	13,453	28
18	PUDUCHERRY	5,000	3,328	2,251	68
19	PUNJAB	88,000	58,664	43,233	74
20	RAJASTHAN	4,12,000	2,74,664	3,36,442	122
21	SIKKIM	2,200	1,464	512	35
22	TAMIL NADU	9,00,000	6,00,000	6,45,151	108
23	TRIPURA	22,000	14,664	1,707	12
24	UTTARAKHAND	7,000	4,664	4,307	92
25	UTTAR PRADESH	2,57,000	1,71,328	1,09,927	64
26	WEST BENGAL	1,10,000	73,328	81,991	112
27	CHANDIGARH	700	464	504	109
<b>Grand Total</b>		<b>47,74,200</b>	<b>31,82,722</b>	<b>34,83,398</b>	<b>109</b>

**Very Good:(90% or above of targets)**

ANDHRA PRADESH, CHHATISGARH, GUJARAT, HIMACHAL PRADESH, JAMMU AND KASHMIR, JHARKHAND, KARNATAKA, KERALA, MAHARASHTRA, RAJASTHAN, TAMIL NADU, UTTARAKHAND, WEST BENGAL, CHANDIGARH

**Poor:(Below 80% of targets)**

ASSAM, BIHAR, DELHI, GOA, HARYANA, MADHYA PRADESH, MANIPUR, ORISSA, PUDUCHERRY, PUNJAB, SIKKIM, TRIPURA, UTTAR PRADESH

\* Targets for 2010-11 have not been received from the Ministry of Social Justice & Empowerment for the last three years i.e. for 2008-09 - 2010-11 so the target for the year 2007-08 has been repeated.

# Universalization of ICDS Scheme

## ICDS Blocks Operational (Cumulative)

% Achievement of Target  
During April-November, 2010

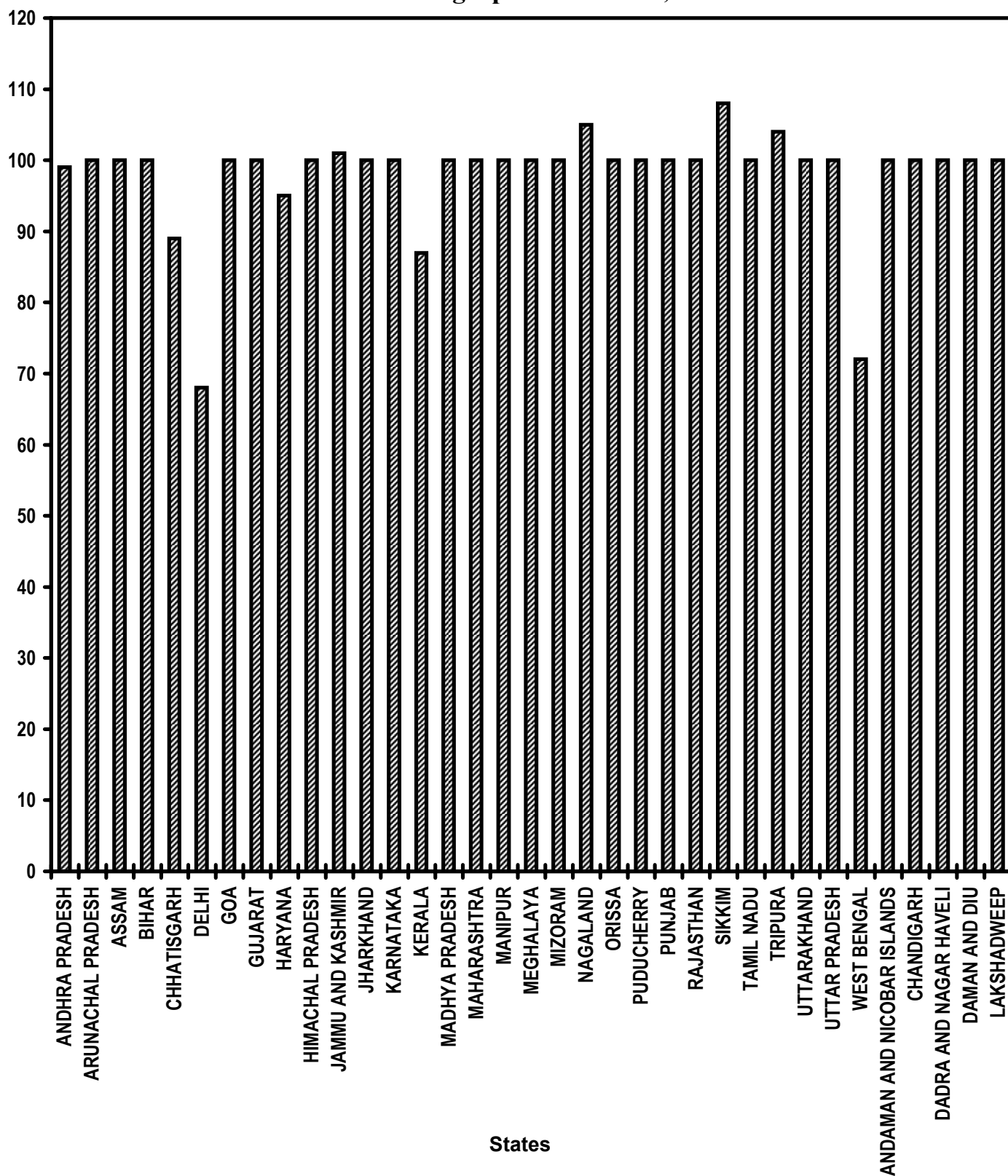




Table - 13

**Universalization of ICDS Scheme**  
**ICDS Blocks Operational (Cumulative)**  
 (Unit: Number)

Sl. No.	State/UT Name	Target		Achievement	Percent
		2010-2011	April,2010- November,2010	April,2010- November,2010	Achievement April,2010- November,2010
(1)	(2)	(3)	(4)	(5)	(5)/(4)
1	ANDHRA PRADESH	387	387	385	99
2	ARUNACHAL PRADESH	98	93	93	100
3	ASSAM	231	228	228	100
4	BIHAR	545	544	544	100
5	CHHATISGARH	220	183	163	89
6	DELHI	95	81	55	68
7	GOA	11	11	11	100
8	GUJARAT	336	336	336	100
9	HARYANA	148	148	140	95
10	HIMACHAL PRADESH	78	78	78	100
11	JAMMU AND KASHMIR	140	140	141	101
12	JHARKHAND	204	204	204	100
13	KARNATAKA	185	185	185	100
14	KERALA	258	188	163	87
15	MADHYA PRADESH	453	453	453	100
16	MAHARASHTRA	553	553	553	100
17	MANIPUR	42	42	42	100
18	MEGHALAYA	41	41	41	100
19	MIZORAM	27	27	27	100
20	NAGALAND	59	56	59	105
21	ORISSA	338	326	326	100
22	PUDUCHERRY	5	5	5	100
23	PUNJAB	154	154	154	100
24	RAJASTHAN	304	304	304	100
25	SIKKIM	13	12	13	108
26	TAMIL NADU	434	434	434	100
27	TRIPURA	54	54	56	104
28	UTTARAKHAND	105	105	105	100
29	UTTAR PRADESH	897	897	896	100
30	WEST BENGAL	576	576	414	72
31	ANDAMAN AND NICOBAR ISLANDS	5	5	5	100
32	CHANDIGARH	3	3	3	100
33	DADRA AND NAGAR HAVELI	2	2	2	100
34	DAMAN AND DIU	2	2	2	100
35	LAKSHADWEEP	9	9	9	100
<b>Grand Total</b>		7,012	6,866	6,629	97

**Very Good:(90% or above of targets)**

ANDHRA PRADESH, ARUNACHAL PRADESH, ASSAM, BIHAR, GOA, GUJARAT, HARYANA, HIMACHAL PRADESH, JAMMU AND KASHMIR, JHARKHAND, KARNATAKA, MADHYA PRADESH, MAHARASHTRA, MANIPUR, MEGHALAYA, MIZORAM, NAGALAND, ORISSA, PUDUCHERRY, PUNJAB, RAJASTHAN, SIKKIM, TAMIL NADU, TRIPURA, UTTARAKHAND, UTTAR PRADESH, ANDAMAN AND NICOBAR ISLANDS, CHANDIGARH, DADRA AND NAGAR HAVELI, DAMAN AND DIU, LAKSHADWEEP

**Good:(Between 80% to 90% targets)**

CHHATISGARH, KERALA

**Poor:(Below 80% of targets)**

DELHI, WEST BENGAL

# Functional Anganwadis (Cumulative)

% Achievement of Target  
During April-November, 2010

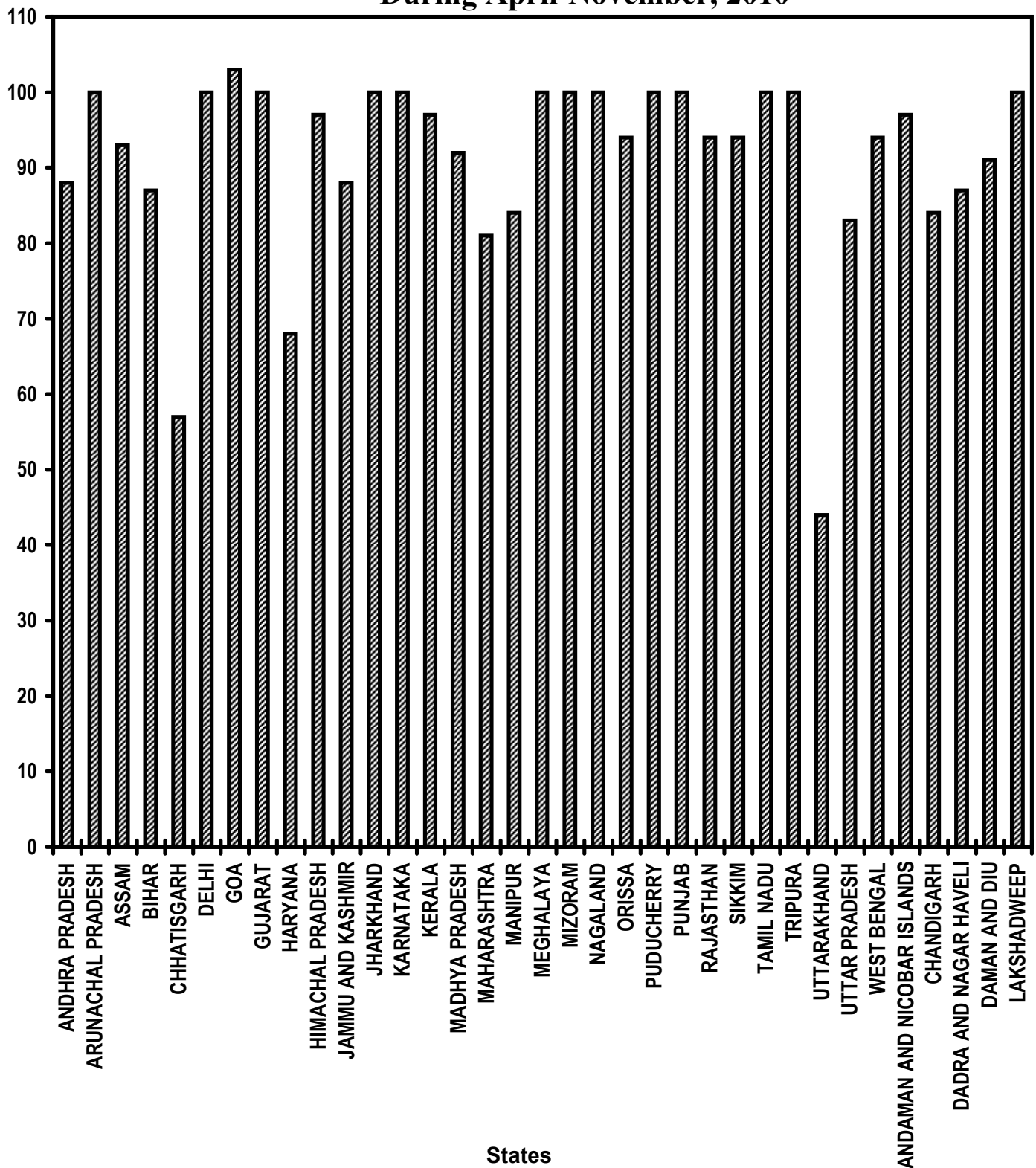


Table - 14

**Functional Anganwadis**  
**Anganwadis Functional (Cumulative)**  
 (Unit: Number)

Sl. No.	State/UT Name	Target		Achievement April,2010- November,2010	Percent Achievement April,2010- November,2010
		2010-2011	April,2010- November,2010		
(1)	(2)	(3)	(4)	(5)	(5)/(4)
1	ANDHRA PRADESH	91,307	91,307	80,158	88
2	ARUNACHAL PRADESH	6,225	6,028	6,028	100
3	ASSAM	62,153	59,695	55,642	93
4	BIHAR	91,968	91,968	80,211	87
5	CHHATISGARH	64,390	64,390	36,492	57
6	DELHI	11,150	6,606	6,606	100
7	GOA	1,262	1,212	1,243	103
8	GUJARAT	50,226	48,617	48,410	100
9	HARYANA	25,699	25,699	17,445	68
10	HIMACHAL PRADESH	18,925	18,925	18,341	97
11	JAMMU AND KASHMIR	28,577	28,577	25,288	88
12	JHARKHAND	38,186	38,186	38,167	100
13	KARNATAKA	63,377	63,377	63,281	100
14	KERALA	33,115	33,115	32,237	97
15	MADHYA PRADESH	90,999	90,999	83,944	92
16	MAHARASHTRA	1,10,486	1,10,486	89,095	81
17	MANIPUR	11,510	11,510	9,654	84
18	MEGHALAYA	5,115	5,115	5,110	100
19	MIZORAM	1,980	1,980	1,980	100
20	NAGALAND	3,455	3,455	3,455	100
21	ORISSA	72,873	71,134	66,584	94
22	PUDUCHERRY	788	788	788	100
23	PUNJAB	26,656	26,656	26,656	100
24	RAJASTHAN	61,119	61,119	57,175	94
25	SIKKIM	1,233	1,233	1,156	94
26	TAMIL NADU	54,439	54,439	54,439	100
27	TRIPURA	9,878	9,878	9,905	100
28	UTTARAKHAND	23,159	23,159	10,150	44
29	UTTAR PRADESH	1,87,517	1,87,517	1,56,005	83
30	WEST BENGAL	1,17,170	1,17,170	1,10,691	94
31	ANDAMAN AND NICOBAR ISLANDS	720	720	697	97
32	CHANDIGARH	500	500	420	84
33	DADRA AND NAGAR HAVELI	253	253	219	87
34	DAMAN AND DIU	107	107	97	91
35	LAKSHADWEEP	107	107	107	100
<b>Grand Total</b>		13,66,624	13,56,027	11,97,876	88

**Very Good:(90% or above of targets)**

ARUNACHAL PRADESH, ASSAM, DELHI, GOA, GUJARAT, HIMACHAL PRADESH, JHARKHAND, KARNATAKA, KERALA, MADHYA PRADESH, MEGHALAYA, MIZORAM, NAGALAND, ORISSA, PUDUCHERRY, PUNJAB, RAJASTHAN, SIKKIM, TAMIL NADU, TRIPURA, WEST BENGAL, ANDAMAN AND NICOBAR ISLANDS, DAMAN AND DIU, LAKSHADWEEP

**Good:(Between 80% to 90% targets)**

ANDHRA PRADESH, BIHAR, JAMMU AND KASHMIR, MAHARASHTRA, MANIPUR, UTTAR PRADESH, CHANDIGARH, DADRA AND NAGAR HAVELI

**Poor:(Below 80% of targets)**

CHHATISGARH, HARYANA, UTTARAKHAND

# No. of Urban poor families assisted under Seven Point Charter

## Poor Families Assisted

% Achievement of Target

During April-November, 2010

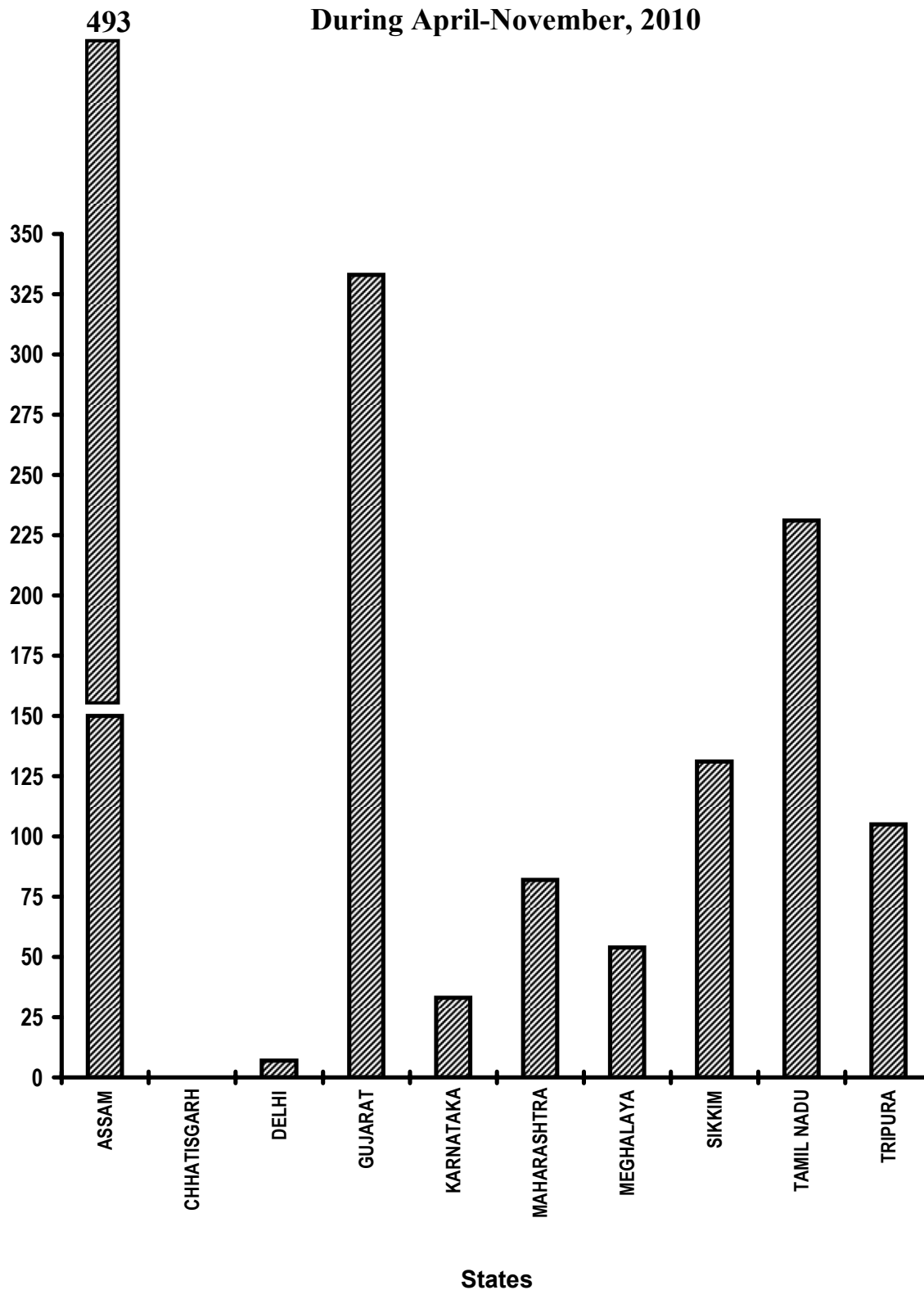


Table - 15

**No. of Urban poor families assisted under Seven Point Charter**  
**Poor Families Assisted**  
**(Unit: Number)**

Sl. No.	State/UT Name	Target		Achievement	Percent
		2010-2011	April,2010- November,2010	April,2010- November,2010	Achievement April,2010- November,2010
(1)	(2)	(3)	(4)	(5)	(5)/(4)
1	ASSAM	250	160	789	493
2	CHHATISGARH	25,000	16,666	0	0
3	DELHI	2,000	1,330	97	7
4	GUJARAT	1,00,000	66,666	2,21,674	333
5	KARNATAKA	31,594	21,064	7,000	33
6	MAHARASHTRA	50,037	33,357	27,301	82
7	MEGHALAYA	1,250	832	447	54
8	SIKKIM	1,200	800	1,050	131
9	TAMIL NADU	20,000	13,328	30,773	231
10	TRIPURA	2,380	1,586	1,666	105
<b>Grand Total</b>		2,33,711	1,55,789	2,90,797	187

**Very Good:(90% or above of targets)**

ASSAM, GUJARAT, SIKKIM, TAMIL NADU, TRIPURA

**Good:(Between 80% to 90% targets)**

MAHARASHTRA

**Poor:(Below 80% of targets)**

CHHATISGARH, DELHI, KARNATAKA, MEGHALAYA

# Afforestation (Public and Forest Lands)

## Area Covered under Plantation

% Achievement of Target  
During April-November, 2010

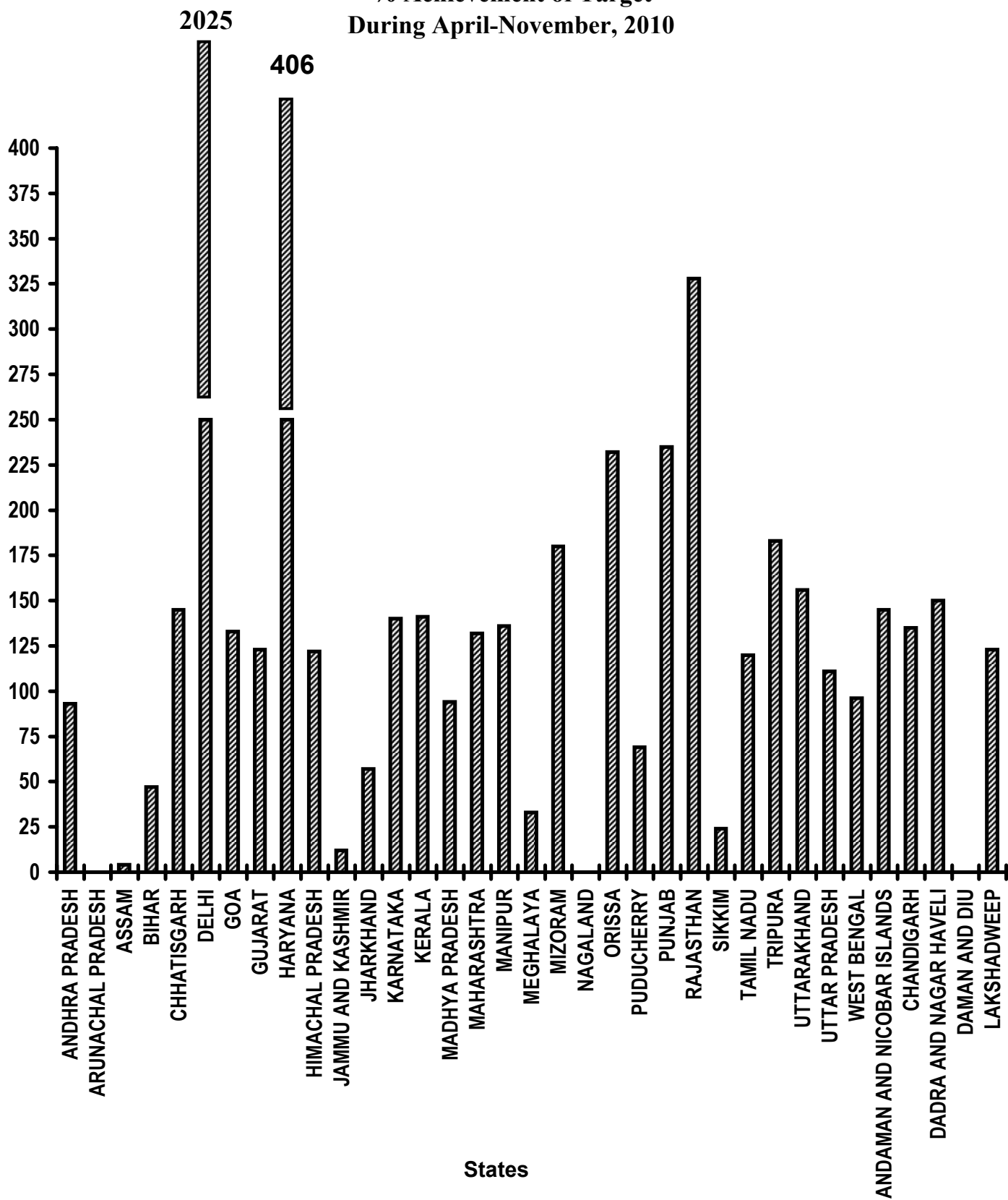


Table - 16(A)

**Afforestation ( Public and Forest Lands)**  
**Area Covered under Plantation**  
(Unit: Hectares)

Sl. No.	State/UT Name	Target		Achievement	Percent
		2010-2011	April,2010- November,2010	April,2010- November,2010	Achievement April,2010- November,2010
(1)	(2)	(3)	(4)	(5)	(5)/(4)
1	ANDHRA PRADESH	3,40,000	2,26,664	2,11,328	93
2	ARUNACHAL PRADESH	10,000	6,664	2	0
3	ASSAM	12,000	8,000	300	4
4	BIHAR	27,000	18,000	8,470	47
5	CHHATISGARH	60,500	40,333	58,458	145
6	DELHI	100	64	1,296	2,025
7	GOA	550	366	488	133
8	GUJARAT	1,25,000	83,328	1,02,411	123
9	HARYANA	25,000	16,664	67,667	406
10	HIMACHAL PRADESH	24,000	16,000	19,461	122
11	JAMMU AND KASHMIR	28,000	18,664	2,262	12
12	JHARKHAND	50,000	33,328	18,927	57
13	KARNATAKA	1,00,000	66,664	93,579	140
14	KERALA	9,000	6,000	8,431	141
15	MADHYA PRADESH	2,70,000	1,80,000	1,68,678	94
16	MAHARASHTRA	1,75,000	1,16,664	1,54,272	132
17	MANIPUR	10,000	6,666	9,077	136
18	MEGHALAYA	3,000	2,000	655	33
19	MIZORAM	6,000	4,000	7,197	180
20	NAGALAND	6,000	4,000	0	0
21	ORISSA	1,50,000	1,00,000	2,31,522	232
22	PUDUCHERRY	50	32	22	69
23	PUNJAB	7,000	4,664	10,960	235
24	RAJASTHAN	44,000	29,333	96,146	328
25	SIKKIM	5,000	3,328	811	24
26	TAMIL NADU	93,000	62,000	74,241	120
27	TRIPURA	12,000	8,000	14,665	183
28	UTTARAKHAND	16,000	10,666	16,642	156
29	UTTAR PRADESH	1,00,000	66,666	74,124	111
30	WEST BENGAL	22,000	14,666	14,101	96
31	ANDAMAN AND NICOBAR ISLANDS	1,100	733	1,061	145
32	CHANDIGARH	300	200	269	134
33	DADRA AND NAGAR HAVELI	200	133	200	150
34	DAMAN AND DIU	30	19	0	0
35	LAKSHADWEEP	20	13	16	123
<b>Grand Total</b>		<b>17,31,850</b>	<b>11,54,522</b>	<b>14,67,739</b>	<b>127</b>

**Very Good:(90% or above of targets)**

ANDHRA PRADESH, CHHATISGARH, DELHI, GOA, GUJARAT, HARYANA, HIMACHAL PRADESH, KARNATAKA, KERALA, MADHYA PRADESH, MAHARASHTRA, MANIPUR, MIZORAM, ORISSA, PUNJAB, RAJASTHAN, TAMIL NADU, TRIPURA, UTTARAKHAND, UTTAR PRADESH, WEST BENGAL, ANDAMAN AND NICOBAR ISLANDS, CHANDIGARH, DADRA AND NAGAR HAVELI, LAKSHADWEEP

**Poor:(Below 80% of targets)**

ARUNACHAL PRADESH, ASSAM, BIHAR, JAMMU AND KASHMIR, JHARKHAND, MEGHALAYA, NAGALAND, PUDUCHERRY, SIKKIM, DAMAN AND DIU

# Afforestation (Public and Forest Lands)

## Seedlings planted

% Achievement of Target  
During April-November, 2010

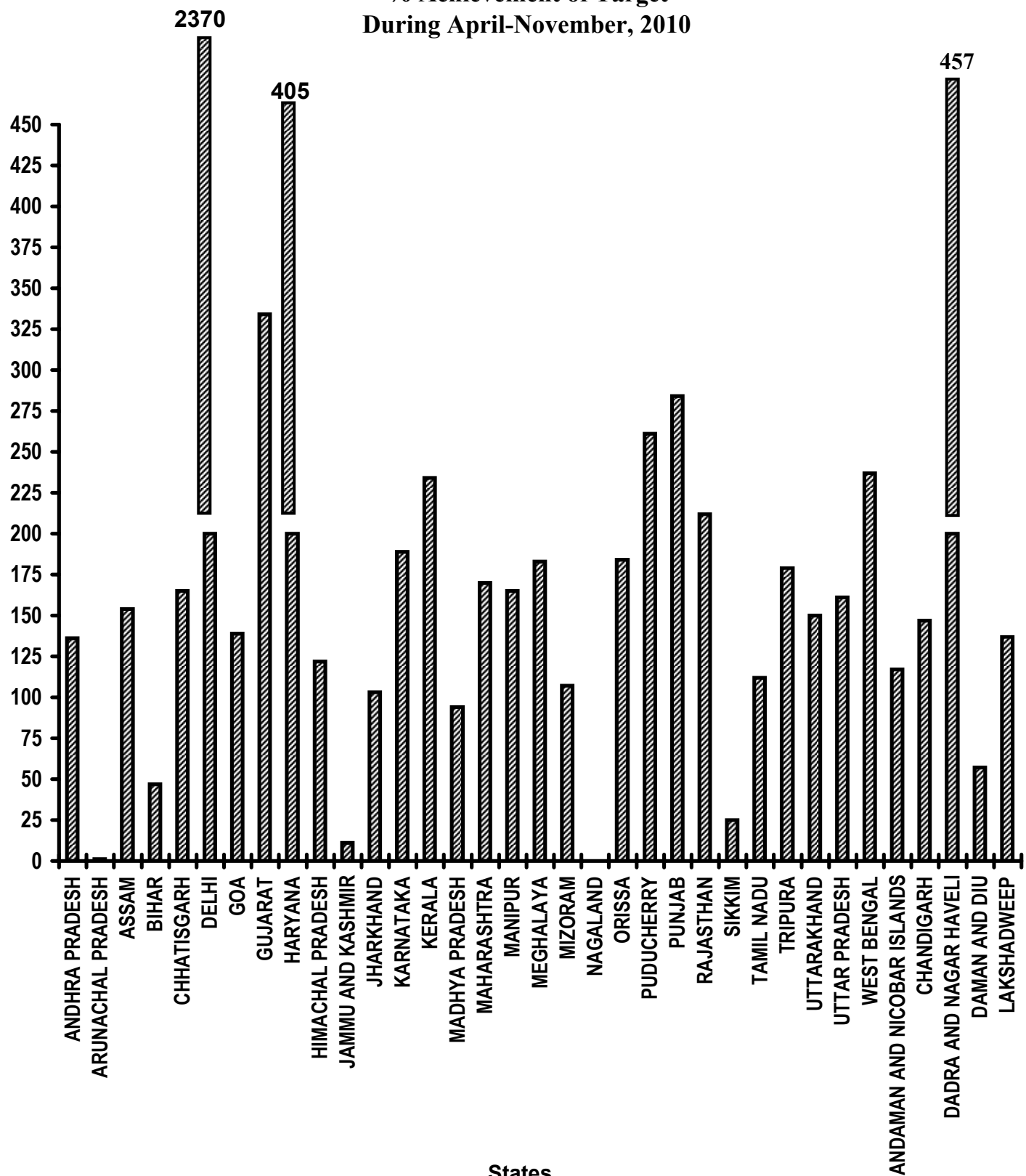




Table - 16(B)

**Afforestation ( Public and Forest Lands)**  
**Seedlings planted**  
**(Unit: Number)**

Sl. No.	State/UT Name	Target		Achievement	Percent
		2010-2011	April,2010- November,2010	April,2010- November,2010	Achievement April,2010- November,2010
(1)	(2)	(3)	(4)	(5)	(5)/(4)
1	ANDHRA PRADESH	22,10,00,000	14,73,33,336	20,06,00,000	136
2	ARUNACHAL PRADESH	65,00,000	43,33,336	51,070	1
3	ASSAM	78,00,000	52,00,000	80,29,000	154
4	BIHAR	1,75,49,000	1,17,00,000	55,00,000	47
5	CHHATISGARH	3,85,00,000	2,56,66,666	4,24,57,000	165
6	DELHI	65,000	43,336	10,27,000	2,370
7	GOA	7,50,000	5,00,000	6,97,000	139
8	GUJARAT	8,12,50,000	5,41,66,664	18,06,59,000	334
9	HARYANA	1,62,50,000	1,08,33,336	4,39,00,000	405
10	HIMACHAL PRADESH	1,56,00,000	1,04,00,000	1,26,50,000	122
11	JAMMU AND KASHMIR	1,82,00,000	1,21,33,336	13,48,000	11
12	JHARKHAND	3,25,00,000	2,16,66,664	2,22,08,442	103
13	KARNATAKA	6,50,00,000	4,33,33,336	8,19,57,000	189
14	KERALA	58,50,000	39,00,000	91,31,743	234
15	MADHYA PRADESH	17,55,00,000	11,70,00,000	10,96,41,000	94
16	MAHARASHTRA	11,37,50,000	7,58,33,336	12,85,99,000	170
17	MANIPUR	65,00,000	43,33,333	71,66,300	165
18	MEGHALAYA	19,50,000	13,00,000	23,74,179	183
19	MIZORAM	39,00,000	26,00,000	27,90,065	107
20	NAGALAND	39,00,000	26,00,000	0	0
21	ORISSA	9,75,00,000	6,50,00,000	11,96,13,810	184
22	PUDUCHERRY	33,000	22,000	57,380	261
23	PUNJAB	45,50,000	30,33,336	86,29,000	284
24	RAJASTHAN	1,76,00,000	1,17,33,333	2,49,11,000	212
25	SIKKIM	32,50,000	21,66,664	5,50,000	25
26	TAMIL NADU	2,84,00,000	1,89,33,333	2,12,87,356	112
27	TRIPURA	78,00,000	52,00,000	93,00,000	179
28	UTTARAKHAND	1,40,00,000	93,33,333	1,40,21,000	150
29	UTTAR PRADESH	6,50,00,000	4,33,33,333	6,99,29,664	161
30	WEST BENGAL	1,43,00,000	95,33,333	2,25,62,000	237
31	ANDAMAN AND NICOBAR ISLANDS	7,15,000	4,76,666	5,56,739	117
32	CHANDIGARH	1,95,000	1,30,000	1,91,064	147
33	DADRA AND NAGAR HAVELI	1,30,000	86,666	3,96,000	457
34	DAMAN AND DIU	20,000	13,336	7,655	57
35	LAKSHADWEEP	13,000	8,666	11,881	137
<b>Grand Total</b>		<b>1,08,58,20,000</b>	<b>72,38,80,678</b>	<b>1,15,28,10,348</b>	<b>159</b>

**Very Good:(90% or above of targets)**

ANDHRA PRADESH, ASSAM, CHHATISGARH, DELHI, GOA, GUJARAT, HARYANA, HIMACHAL PRADESH, JHARKHAND, KARNATAKA, KERALA, MADHYA PRADESH, MAHARASHTRA, MANIPUR, MEGHALAYA, MIZORAM, ORISSA, PUDUCHERRY, PUNJAB, RAJASTHAN, TAMIL NADU, TRIPURA, UTTARAKHAND, UTTAR PRADESH, WEST BENGAL, ANDAMAN AND NICOBAR ISLANDS, CHANDIGARH, DADRA AND NAGAR HAVELI, LAKSHADWEEP

**Poor:(Below 80% of targets)**

ARUNACHAL PRADESH, BIHAR, JAMMU AND KASHMIR, NAGALAND, SIKKIM, DAMAN AND DIU

# Rural Roads - PMGSY

## Length of Road Constructed

% Achievement of Target

During April-November, 2010

794

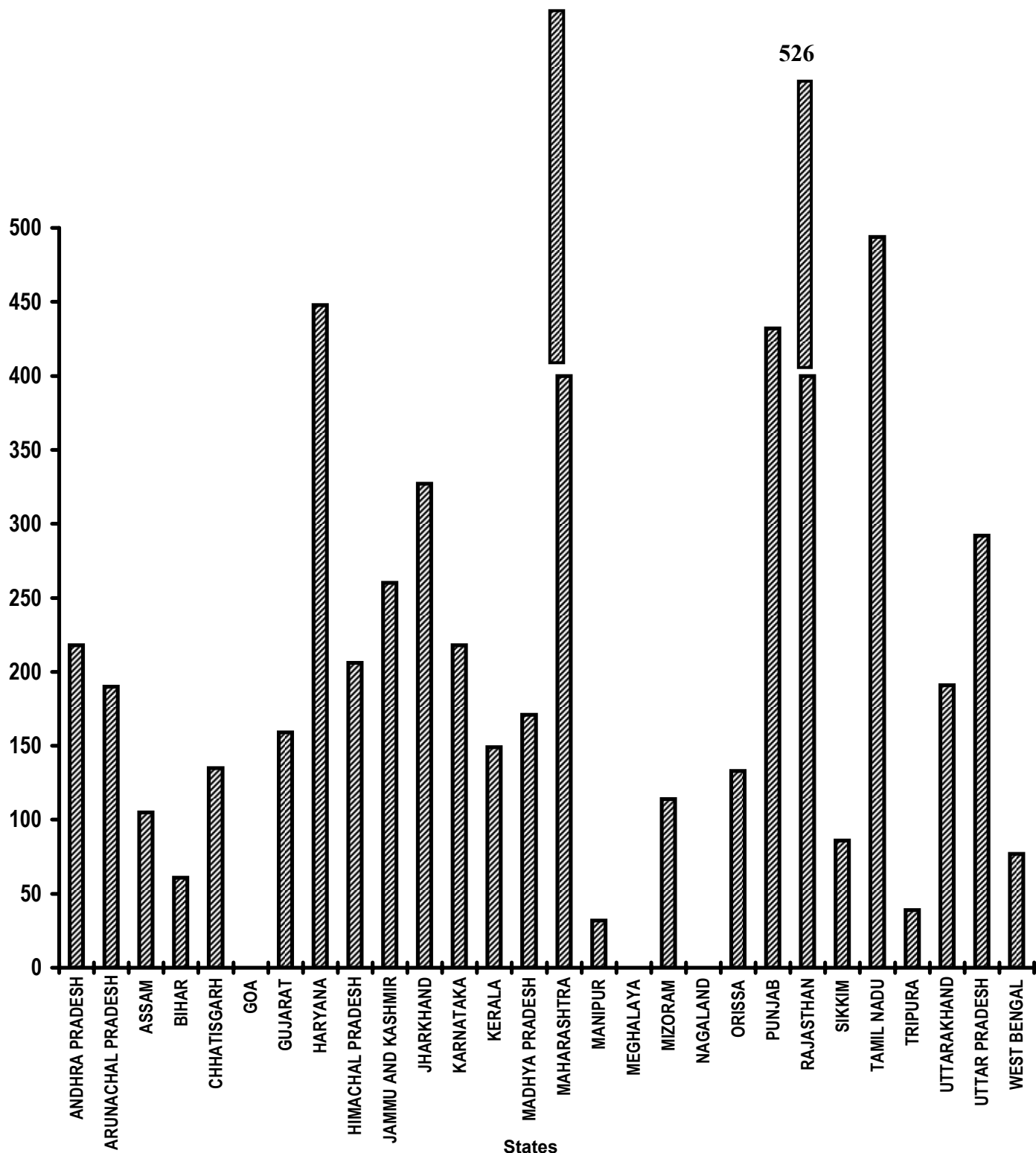


Table - 17

**Rural Roads - PMGSY**  
**Length of Road Constructed**  
 (Unit: Kilometer)

Sl. No.	State/UT Name	Target		Achievement	Percent Achievement
		2010-2011	April,2010- November,2010	April,2010- November,2010	April,2010- November,2010
(1)	(2)	(3)	(4)	(5)	(5)/(4)
1	ANDHRA PRADESH	1,975	756	1,646	218
2	ARUNACHAL PRADESH	178	68	129	190
3	ASSAM	1,877	720	759	105
4	BIHAR	5,344	2,049	1,251	61
5	CHHATISGARH	1,820	698	942	135
6	GOA	-	-	0	-
7	GUJARAT	597	229	365	159
8	HARYANA	150	58	260	448
9	HIMACHAL PRADESH	594	228	470	206
10	JAMMU AND KASHMIR	366	139	361	260
11	JHARKHAND	1,482	567	1,856	327
12	KARNATAKA	1,000	383	835	218
13	KERALA	157	61	91	149
14	MADHYA PRADESH	4,622	1,772	3,037	171
15	MAHARASHTRA	592	227	1,803	794
16	MANIPUR	517	199	63	32
17	MEGHALAYA	64	25	0	0
18	MIZORAM	212	81	92	114
19	NAGALAND	171	66	0	0
20	ORISSA	4,327	1,658	2,200	133
21	PUNJAB @	365 @	139	600	432
22	RAJASTHAN	1,005	385	2,024	526
23	SIKKIM	147	56	48	86
24	TAMIL NADU	1,020	391	1,933	494
25	TRIPURA	609	233	91	39
26	UTTARAKHAND	320	123	235	191
27	UTTAR PRADESH	2,707	1,038	3,028	292
28	WEST BENGAL	2,237	857	662	77
<b>Grand Total</b>		<b>34,455</b>	<b>13,206</b>	<b>24,781</b>	<b>188</b>

**Very Good:(90% or above of targets)**

ANDHRA PRADESH, ARUNACHAL PRADESH, ASSAM, CHHATISGARH, GUJARAT, HARYANA, HIMACHAL PRADESH, JAMMU AND KASHMIR, JHARKHAND, KARNATAKA, KERALA, MADHYA PRADESH, MAHARASHTRA, MIZORAM, ORISSA, PUNJAB, RAJASTHAN, TAMIL NADU, UTTARAKHAND, UTTAR PRADESH

**Good:(Between 80% to 90% targets)**

SIKKIM

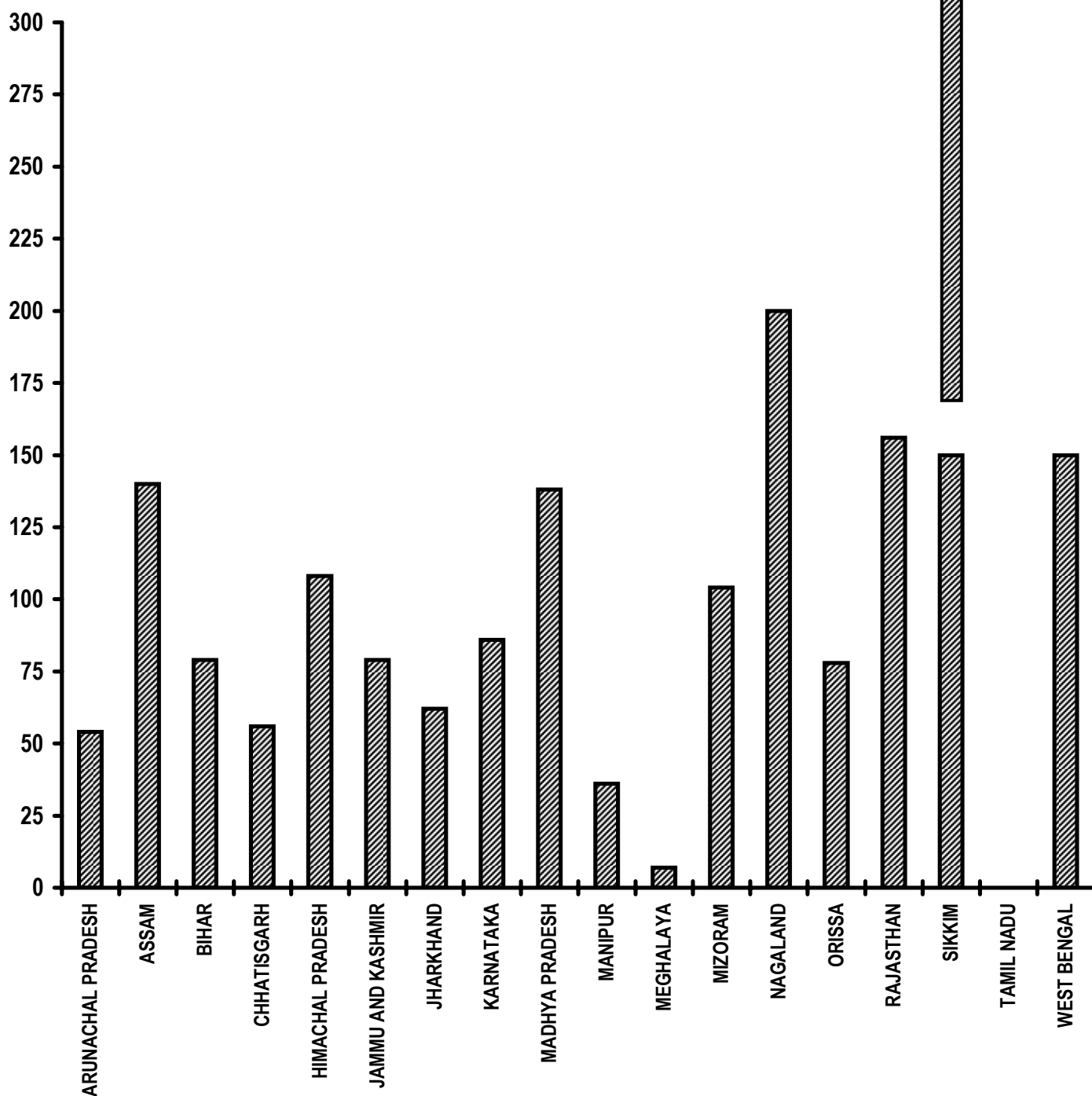
**Poor:(Below 80% of targets)**

BIHAR, MANIPUR, MEGHALAYA, NAGALAND, TRIPURA, WEST BENGAL

Note: @ Targets of Punjab for 2010-11 have not received from Ministry of RD so previous year's targets repeated provisionally.

# Rajiv Gandhi Grameen Vidyutikaran Yojana

Villages electrified  
% Achievement of Target  
During April-November, 2010



States

Table - 18

**Rajiv Gandhi Grameen Vidyutikaran Yojana**  
**Villages electrified**  
 (Unit: Number)

Sl. No.	State/UT Name	Target		Achievement	Percent
		2010-2011	April,2010- November,2010	April,2010- November,2010	Achievement April,2010- November,2010
(1)	(2)	(3)	(4)	(5)	(5)/(4)
1	ARUNACHAL PRADESH	600	400	216 *	54
2	ASSAM	2,380	1,584	2213 *	140
3	BIHAR	1,723	1,147	906 *	79
4	CHHATISGARH	41	25	14	56
5	HIMACHAL PRADESH	20	12	13	108
6	JAMMU AND KASHMIR	75	48	38 *	79
7	JHARKHAND	4,650	3,098	1918 *	62
8	KARNATAKA	10	7	6	86
9	MADHYA PRADESH	150	98	135 *	138
10	MANIPUR	150	98	35 *	36
11	MEGHALAYA	200	132	9 *	7
12	MIZORAM	40	24	25	104
13	NAGALAND	25	16	32	200
14	ORISSA	6,773	4,513	3,541	78
15	RAJASTHAN	550	366	571	156
16	SIKKIM	5	3	18	600
17	TAMIL NADU @	48	32	-	-
18	WEST BENGAL	60	40	60 *	150
<b>Grand Total</b>		<b>17,500</b>	<b>11,643</b>	<b>9,750</b>	<b>84</b>

**Very Good:(90% or above of targets)**

ASSAM, HIMACHAL PRADESH, MADHYA PRADESH, MIZORAM, NAGALAND, RAJASTHAN, SIKKIM, WEST BENGAL

**Good:(Between 80% to 90% targets)**

KARNATAKA

**Poor:(Below 80% of targets)**

ARUNACHAL PRADESH, BIHAR, CHHATISGARH, JAMMU AND KASHMIR, JHARKHAND, MANIPUR, MEGHALAYA, ORISSA, TAMIL NADU

\* Figures taken from website (Ministry of Power)

@ All village in TN had already been Electrified in March 1992, Hence the achievement for the item no. 18 B01 is "Nil"

# Energising Pump sets

## Pumps sets energized

% Achievement of Target

During April-November, 2010

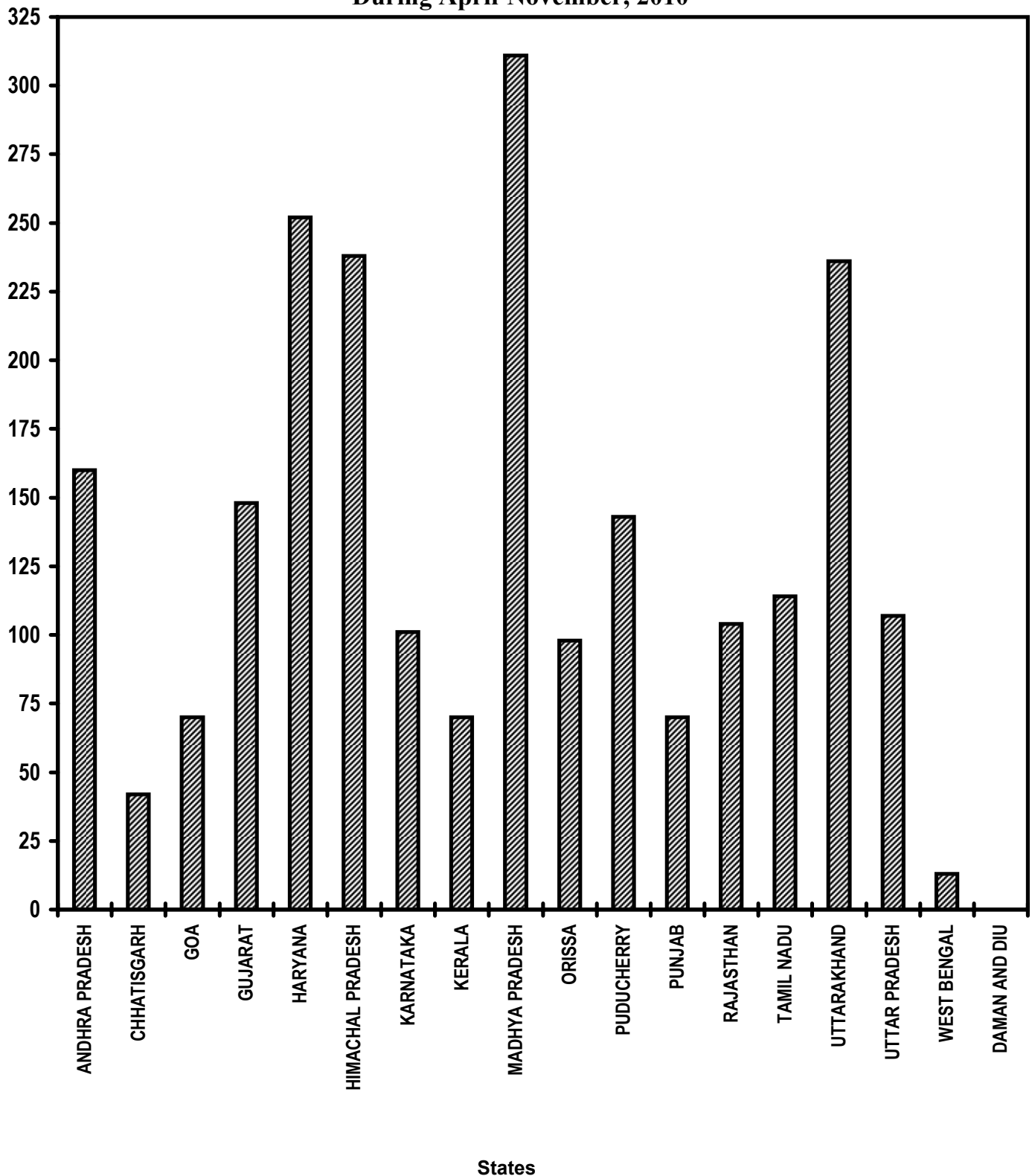


Table - 19

**Energising pump sets**  
**Pumps sets energized**  
 (Unit: Number)

Sl. No.	State/UT Name	Target		Achievement	Percent
		2010-2011	April,2010- November,2010	April,2010- November,2010	Achievement April,2010- November,2010
(1)	(2)	(3)	(4)	(5)	(5)/(4)
1	ANDHRA PRADESH	50,000	33,333	53,342	160
2	CHHATISGARH	30,000	20,000	8,333	42
3	GOA	200	132	92	70
4	GUJARAT	20,000	13,332	19,708	148
5	HARYANA	15,000	10,000	25,204	252
6	HIMACHAL PRADESH	760	504	1,197	238
7	KARNATAKA	25,400	16,933	17,176	101
8	KERALA	12,000	8,000	5,568	70
9	MADHYA PRADESH	8,800	5,864	18,234	311
10	ORISSA @	1,600	1,066	1,045	98
11	PUDUCHERRY	35	23	33	143
12	PUNJAB	60,000	40,000	28,009	70
13	RAJASTHAN	65,000	43,332	45,243	104
14	TAMIL NADU	17,300	11,532	13,106	114
15	UTTARAKHAND	350	232	547	236
16	UTTAR PRADESH	22,058	14,704	15,790	107
17	WEST BENGAL	422	280	37	13
18	DAMAN AND DIU	25	16	0	0
<b>Grand Total</b>		<b>3,28,950</b>	<b>2,19,283</b>	<b>2,52,664</b>	<b>115</b>

**Very Good:(90% or above of targets)**

ANDHRA PRADESH, GUJARAT, HARYANA, HIMACHAL PRADESH, KARNATAKA, MADHYA PRADESH, ORISSA, PUDUCHERRY, RAJASTHAN, TAMIL NADU, UTTARAKHAND, UTTAR PRADESH

**Poor:(Below 80% of targets)**

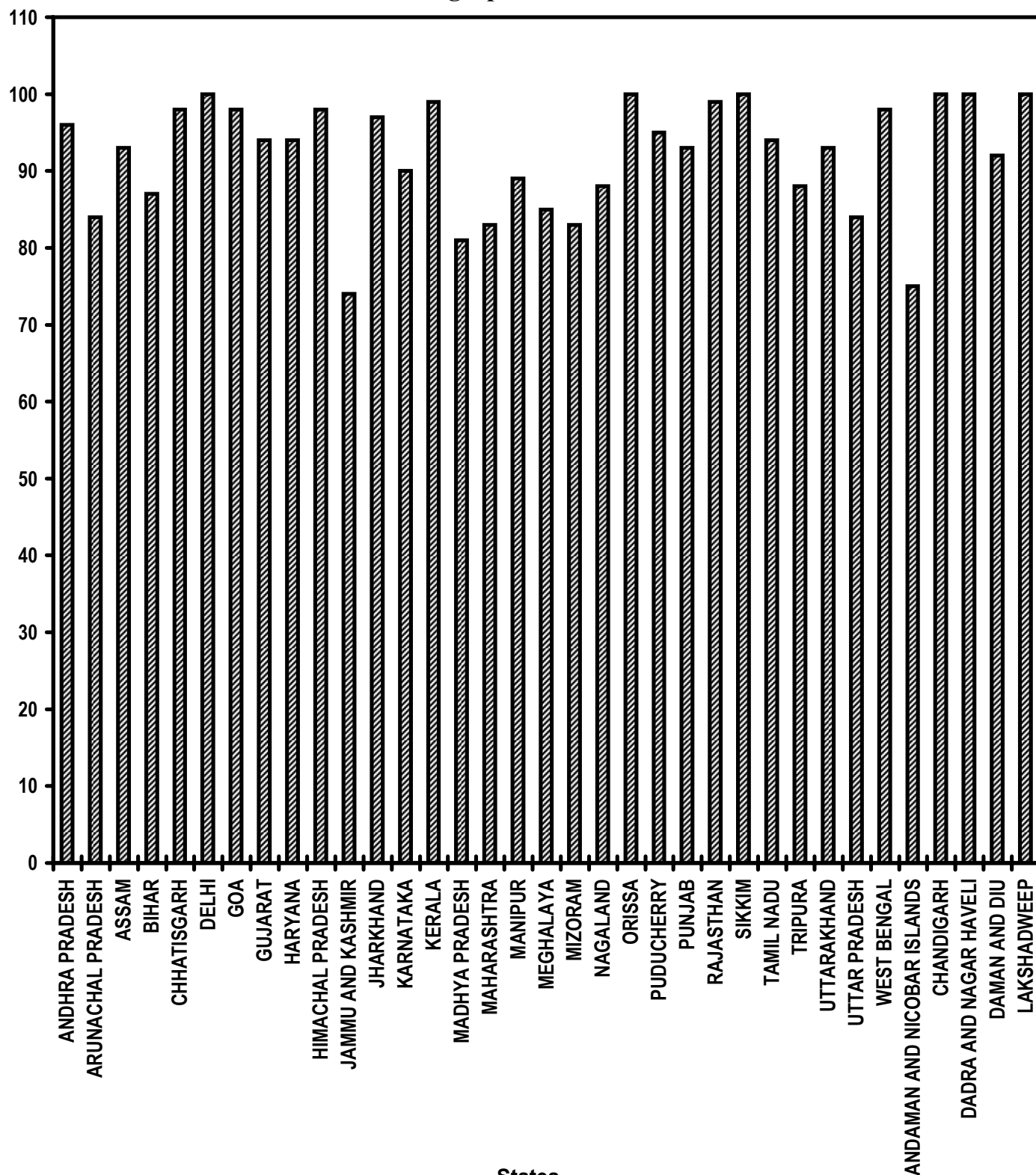
CHHATISGARH, GOA, KERALA, PUNJAB, WEST BENGAL, DAMAN AND DIU

@ Targets of Orissa have not been received from the concerned Nodal Ministry, so the target for the year 2009-10 has been repeted provisionally.

# Supply of Electricity

## Electricity supplied

% Achievement of Target  
During April-November, 2010



States



Table - 20

## Supply of Electricity

Sl. No.	State/UT Name	Electricity demanded (Million Units) April,2010- November,2010	Electricity supplied (Million Units) April,2010- November,2010	Shortage observed (Million Units) April,2010- November,2010	Percentage of Electricity Supplied
(1)	(2)	(3)	(4)	(5)	(6)
1	ANDHRA PRADESH	51,426	49,290	2,136	96
2	ARUNACHAL PRADESH	334	279	55	84
3	ASSAM	3,754	3,477	277	93
4	BIHAR	8,560	7,475	1,085	87
5	CHHATISGARH	6,789	6,663	126	98
6	DELHI	18,701	18,643	58	100
7	GOA	2,098	2,055	43	98
8	GUJARAT	46,742	43,943	2,799	94
9	HARYANA	23,644	22,144	1,500	94
10	HIMACHAL PRADESH	4,933	4,838	95	98
11	JAMMU AND KASHMIR	8,901	6,574	2,327	74
12	JHARKHAND	4,050	3,943	107	97
13	KARNATAKA	31,063	28,091	2,972	90
14	KERALA	11,744	11,584	160	99
15	MADHYA PRADESH	28,683	23,203	5,480	81
16	MAHARASHTRA	82,887	68,508	14,379	83
17	MANIPUR	376	333	43	89
18	MEGHALAYA	1,008	857	151	85
19	MIZORAM	230	192	38	83
20	NAGALAND	392	346	46	88
21	ORISSA	15,005	14,952	53	100
22	PUDUCHERRY	1,444	1,366	78	95
23	PUNJAB	32,554	30,400	2,154	93
24	RAJASTHAN	27,985	27,664	321	99
25	SIKKIM	225	225	0	100
26	TAMIL NADU	53,589	50,196	3,393	94
27	TRIPURA	606	534	72	88
28	UTTARAKHAND	6,448	6,011	437	93
29	UTTAR PRADESH	50,705	42,690	8,015	84
30	WEST BENGAL	25,432	24,858	574	98
31	ANDAMAN AND NICOBAR ISLANDS	160	120	40	75
32	CHANDIGARH	1,078	1,078	0	100
33	DADRA AND NAGAR HAVELI	2,933	2,930	3	100
34	DAMAN AND DIU	1,434	1,324	110	92
35	LAKSHADWEEP	16	16	0	100
Grand Total		5,55,929	5,06,802	49,127	91

**Very Good:(90% or above of targets)**

ANDHRA PRADESH, ASSAM, CHHATISGARH, DELHI, GOA, GUJARAT, HARYANA, HIMACHAL PRADESH, JHARKHAND, KARNATAKA, KERALA, ORISSA, PUDUCHERRY, PUNJAB, RAJASTHAN, SIKKIM, TAMIL NADU, UTTARAKHAND, WEST BENGAL, CHANDIGARH, DADRA AND NAGAR HAVELI, DAMAN AND DIU, LAKSHADWEEP

**Good:(Between 80% to 90% targets)**

ARUNACHAL PRADESH, BIHAR, MADHYA PRADESH, MAHARASHTRA, MANIPUR, MEGHALAYA, MIZORAM, NAGALAND, TRIPURA, UTTAR PRADESH

**Poor:(Below 80% of targets)**

JAMMU AND KASHMIR, ANDAMAN AND NICOBAR ISLANDS

**LIST OF ITEMS COVERED UNDER (TPP) - 2006**

Point No.	Item No.	Name of the Points/Items
<b>I.</b>		<b>Garibi Hatao [Poverty Eradication]</b>
		<b>Rural Areas</b>
	1.	Employment generation under the <i>Mahatma Gandhi National Rural Employment Guarantee Act (MGNREGA)</i>
	2.	Swaranjayanti Gram Swarajgar Yojana
	3.	Rural Business Hubs in Partnership with Panchayats
	4.	Self help Groups
		<b>Urban Areas</b>
	5.	Swaranjayanti Shehri Rojgar Yojana
<b>II.</b>		<b>Jan Shakti (Power to People)</b>
	6.	Local Self Government (Panchayati Raj and Urban Local Bodies) <ul style="list-style-type: none"> <li>- Activity Mapping for devolution of functions</li> <li>- Budget Flow of Funds</li> <li>- Assignment of Functionaries</li> </ul>
	7.	Quick and Inexpensive Justice – Gram Nyayalayas and Nyaya Panchayats.
	8.	District Planning Committees.
<b>III.</b>		<b>Kisan Mitra [Support to Farmers]</b>
	9.	Water shed development
	10.	Marketing and infrastructural support to farmers
	11.	Irrigation facilities (including minor and micro irrigation) for agriculture
	12.	Credit to farmers
	13.	Distribution of waste land to the landless
<b>IV.</b>		<b>Shramik Kalyan [Labour Welfare]</b>
	14.	Social Security for Agricultural and Unorganised Labour
	15.	Minimum Wages Enforcement (including Farm Labour)
	16.	Prevention of Child Labour
	17.	Welfare of Women Labour
<b>V.</b>		<b>Khadya Suraksha [Food Security ]</b>
	18.	<b>Food Security:</b> <ul style="list-style-type: none"> <li>(i) Targeted Public Distribution system,</li> <li>(ii) Antyodaya Anna Yojana,</li> <li>(iii) Establishing Grain banks in chronically food scarcity areas</li> </ul>
<b>VI.</b>		<b>Subke Liye Aawas [Housing for All]</b>
	19	Rural Housing - Indira Awaas Yojana
	20.	EWS/LIG Houses in Urban Areas

Contd.....

Point No.	Item No.	Name of the Points/Items
<b>VII.</b>		<b>Shudh Peya Jal [Clean Drinking Water]</b>
	<b>21.</b>	Rural Areas. - Accelerated Rural Water Supply Programme
	<b>22.</b>	Urban Areas: - Accelerated Urban Water Supply Programme
<b>VIII.</b>		<b>Jan Jan Ka Swasthya [Health for All]</b>
	<b>23.</b>	Control and prevention of major diseases: (a) HIV/AIDS (b) TB (c) Malaria (d) Leprosy (e) Blindness
	<b>24.</b>	National Rural Health Mission
	<b>25.</b>	Immunisation of Children
	<b>26.</b>	Sanitation Programme in - Rural Areas - Urban areas
	<b>27.</b>	Institutional Delivery
	<b>28.</b>	Prevention of Female Foeticide
	<b>29.</b>	Supplementary nutrition for Mothers and Children
	<b>30.</b>	Two Child norms
<b>IX.</b>		<b>Sabke Liye Shiksha [Education for All]</b>
	<b>31.</b>	Sarv Shiksha Abhiyan - Compulsory Elementary Education
	<b>32.</b>	Mid Day Meal Scheme
<b>X.</b>		<b>Anusuchit Jaati, Jan Jaati, Alp-sankhyak evam Anya Pichhra Varg Kalyan [Welfare of Scheduled Castes, Scheduled Tribes, Minorities and OBCs]</b>
	<b>33.</b>	SC Families Assisted
	<b>34.</b>	Rehabilitation of Scavengers
	<b>35.</b>	ST Families Assisted
	<b>36.</b>	Rights of Forest dwellers – Owners of minor forest produce
	<b>37.</b>	Particularly Vulnerable Tribal Groups (PTGs)
	<b>38.</b>	No alienation of Tribal lands
	<b>39.</b>	Implementation of Panchayats (Extension to Scheduled Areas) Act [PESA]
	<b>40.</b>	Welfare of Minorities
	<b>41.</b>	Professional education among all minority communities
	<b>42.</b>	Reservation of OBCs in - Education - Employment
<b>XI.</b>		<b>Mahila Kalyan [Women Welfare]</b>
	<b>43.</b>	Financial Assistance for Women Welfare
	<b>44.</b>	Improved participation of women in (a) Panchayats (b) Municipalities (c) State Legislatures (d) Parliament

Contd.....

Point No.	Item No.	Name of the Points/Items
<b>XII.</b>		<b>Bal Kalyan (Child Welfare)</b>
	<b>45.</b>	Universalisation of ICDS Scheme
	<b>46.</b>	Functional Anganwadis
<b>XIII.</b>		<b>Yuva Vikas [Youth Development]</b>
	<b>47.</b>	Sports for all in Rural and Urban areas
	<b>48.</b>	Rashtriya Sadbhavana Yojana
	<b>49.</b>	National Service Scheme
<b>XIV.</b>		<b>Basti Sudhar [Improvement of Slums]</b>
	<b>50.</b>	Number of Urban poor families assisted under seven point charter viz. land tenure, housing at affordable cost, water, sanitation, health, education, and social security.
<b>XV.</b>		<b>Paryavaran Sanrakshan evam Van Vridhi [Environment Protection and Afforestation]</b>
	<b>51.</b>	Afforestation (a) Area Covered under Plantation on - Public and Forest Lands (b) Number of Seedlings planted on -Public and Forest Lands
	<b>52.</b>	Prevention of pollution of Rivers and water bodies
	<b>53.</b>	Solid and liquid waste management in - Rural Areas - Urban Areas
<b>XVI.</b>		<b>Samajik Suraksha [Social Security]</b>
	<b>54.</b>	Rehabilitation of handicapped and orphans.
	<b>55.</b>	Welfare of the aged
<b>XVII.</b>		<b>Grameen Sadak [Rural Roads]</b>
	<b>56.</b>	Rural Roads - PMGSY
<b>XVIII.</b>		<b>Grameen Oorja [Energization of Rural Area]</b>
	<b>57.</b>	Bio-diesel Production
	<b>58.</b>	Rajiv Gandhi Grameen Vidyutikaran Yojana
	<b>59.</b>	Renewable Energy
	<b>60.</b>	Energising Pump sets
	<b>61.</b>	Supply of Electricity
	<b>62.</b>	Supply of Kerosene and LPG
<b>XIX.</b>		<b>Pichhara Kshetra Vikas [Development of Backward Areas]</b>
	<b>63.</b>	Backward Regions Grants Fund
<b>XX.</b>		<b>e- Shasan [IT enabled e-Governance]</b>
	<b>64.</b>	Central and State Governments
	<b>65.</b>	Panchayats and Municipalities

**ABBREVIATIONS USED**

AAY	Antyodaya Anna Yojana
ARWSP	Accelerated Rural Water Supply Programme
DDRS	Deen Dayal Rehabilitation Scheme
EWS	Economically Weaker Section
IAY	Indira Awaas Yojana
ICDS	Integrated Child Development Scheme
LIG	Low Income Group
MWE	Minimum Wages Enforcement
NC	Not Covered
NREGS	National Rural Employment Guarantee Scheme
PC	Partially Covered
PMGSY	Prime Minister Grameen Sadak Yojana
SC	Scheduled Caste
RGGVY	Rajiv Gandhi Grameen Vidyutikaran Yojana
SGRY	Sampoorna Grameen Rojgar yojana
SGSY	Swaranjayanati Gram Swarojgar Yojana
SHG	Self Help Groups
ST	Scheduled Tribe
TPDS	Targeted Public Distribution system