

TWENTY POINT PROGRAMME-2006
PROGRESS REPORT
FOR THE PERIOD
APRIL – SEPTEMBER 2015



GOVERNMENT OF INDIA
MINISTRY OF STATISTICS AND PROGRAMME IMPLEMENTATION
SARDAR PATEL BHAWAN, SANSAD MARG,
NEW DELHI-110 001

Website: www.mospi.gov.in

CONTENTS

	Page No.
I. Introduction	1

PART-I Overall Performance Analysis

II.	Progress Report	2
III.	Highlights of Performance	3
	Table - A: All India Performance	7
	Table - B : State-wise Performance	8
	Table - C : State -wise and Item-wise Performance	14

PART- II Performance Tables

Table No.	Description of Item	
1	Employment Generation - <i>MGNREGA</i>	23
2(A)	Number of SHGs promoted (new and revived) during the financial year (NRLM)	24
2(B)	Number of SHGs provided Revolving Fund (RF) during the financial year (NRLM)	26
2(C)	Number of SHGs provided Community Investment Fund (CIF) during the financial year (NRLM)	28
3(A)	Distribution of Waste Land to the Landless	30
3(B)	Waste Land distributed to SC, ST and others	31
4(A)	Minimum Wages Enforcement (including Farm Labour) (i) Inspections made (ii) Irregularities detected (iii) Irregularities rectified	32
4(B)	Minimum Wages Enforcement (including Farm Labour) (i) Claims Filed (ii) Claims Settled	33
4(C)	Minimum Wages Enforcement (including Farm Labour) (i) Prosecution cases pending (ii) Prosecution cases filed (iii) Prosecution cases decided	34
5(A)	<i>Food Security</i> : Targeted Public Distribution System (TPDS) for AAY, APL & BPL,	35
5(B)	<i>Food Security</i> : TPDS for Antyodaya Anna Yojana (AAY) only	37
5(C)	<i>Food Security</i> : TPDS for Below Poverty Line (BPL) only	39
5(D)	<i>Food Security</i> : NFSA for Normal	41
5(E)	<i>Food Security</i> : NFSA for Tide Over	43
6	Rural Housing : Indira Awaas Yojana (IAY)	45

Contd...

Table No.	Description of Item	Page No.
7	EWS/LIG Houses in Urban Areas	47
8	<i>National Rural Drinking Water Programme (NRDWP)</i>	
8(A)	Coverage of Habitations (Partially Covered & Slipped back)	49
8(B)	Coverage of Water Quality Affected Habitations	51
9	Sanitation Programme in Rural Areas	53
10	Institutional Delivery	54
11(A)	SC Families assisted under SCA to SCSP & NSFDC	55
11(B)	SC Students assisted under Post-Matric Scholarship	57
12	Universalization of ICDS Scheme	58
13	Functional Anganwadis	60
14	Number of Urban Poor Families assisted under Seven Point Charter	62
15(A)	Afforestation- Area Covered under Plantation (Public and Forest Lands)	63
15(B)	Afforestation: Seedlings Planted (Public and Forest Lands)	65
16	Rural Roads Constructed under (PMGSY)	67
17	Deendayal Upadhyaya Gram Jyoti Yojana (DDUGJY)	69
18	Energising Pump sets	71
19	Supply of Electricity	73
 Annexures		
Annexure – 1 : List of Twenty Points.		75
Annexure – 2 : List of 65 items to be monitored under TPP-2006		76
Annexure – 3 : List of Quarterly Monitored Items.		79
Annexure – 4 : Status of receipt of targets for Quarterly Monitored Items.		81
Annexure – 5 : List of items/parameters identified for appraisal.		85
Annexure – 6: List of items under TPP-2006 yet to be operationalised		87
Annexure – 7 : Abbreviations used		88

Twenty Point Programme – 2006

An Introduction

The Twenty Point Programme (TPP) was launched by the Government of India in the year 1975 and was restructured in 1982, 1986 and again in 2006. The restructured programme, known as Twenty Point Programme (TPP) – 2006, became operational with effect from 1st April 2007. The programme is meant to give a thrust to schemes relating to poverty alleviation, employment generation in rural areas, housing, education, family welfare & health, protection of environment and many other schemes having a bearing on the quality of life, especially in the rural areas.

2. Twenty Point Programme (TPP) – 2006 originally consisted of 20 Points (**Annexure-1**) and 66 items being monitored individually by Central Nodal Ministries concerned. Up to 2007-08, out of 66 items, 22 items were monitored on monthly basis. In April 2008 *Sampoorna Grameen Rozgar Yojana* (SGRY) has been merged with another item namely *National Rural Employment Guarantee Act* which has now been renamed as *Mahatma Gandhi National Rural Employment Guarantee Act* from 31st 2009. Further, in the 12th Plan *Swarnajayanti Gram Swarozgar Yojana* (SGSY) has been modified and renamed as *National Rural Livelihood Mission* (NRLM). Targeted Public Distribution System (TPDS) is being gradually replaced with *National Food Security Act* (NFSA). Presently, 65 items are monitored under TPP-2006. These 65 items consist of 162 identified parameters. The list of 65 items is enclosed at **Annexure-2**.

3. Out of 65 items, 19 items (earlier 20) measured on 37 parameters are being monitored on quarterly basis during the period 2015-16, of which 21 parameters are monitored against the targets fixed at the beginning of financial year by the Central Nodal Ministries and State Governments (information in respect of 15 items is being collected from various States/ UTs and for remaining 4 items from the concerned Central Nodal Ministries) (**Annexure-3&4**). For the purpose of quarterly performance, these 21 identified parameters have been taken (**Annexure-5**). The remaining items under TPP-2006 are being monitored on annual basis as the information in respect of these items is made available by the concerned Central Nodal Ministries only on annual basis.

4. Some of the schemes/programmes are yet to be operationalised by the Central Nodal Ministries concerned. These items will be monitored only after the schemes come into existence and their frequency of monitoring will also be decided later. The details of such items are available at **Annexure-6**.

5. The monitoring mechanism for TPP-2006 consists of Block level monitoring in addition to District, State and Central level monitoring. Most of the States/Union Territories have constituted Block, District and State level monitoring committees. At the Centre, the progress of individual items is monitored and reviewed by the Departments/Ministries concerned. The Ministry of Statistics & Programme Implementation (MOSPI) monitors the programme/ schemes covered under TPP-2006 on the basis of performance reports received from State Governments and Central Nodal Ministries.

TWENTY POINT PROGRAMME - 2006

PART - I

OVERALL PERFORMANCE ANALYSIS

Twenty Point Programme-2006

Progress Report – (April – September 2015)

1. This progress report of Twenty Point Programme-2006 consists of three parts: **Part-I** contains an analysis of the overall performance, whereas **Part-II** deals with item-wise performance.
2. The report is compiled on the basis of data received from the Central Nodal Ministries and State Governments/UT Administrations. Presently, 21 parameters are taken for quarterly performance analysis. The data is received either through web enabled software developed by National Informatics Centre (NIC) Cell in this Ministry or through fax/e-mail/post. The processing of data has been done in association with NIC Cell.
3. The analysis for the period **April-September 2015** shows that the performance under **fifteen items/parameters** has been '**Very Good**' (90% or above the targets). These items/parameters are:
 - (i) SC families assisted - under SCA to SCSP & NSFDC
 - (ii) Area Covered under Plantation (Public and Forest Lands)
 - (iii) Seedlings planted (Public and Forest Lands)
 - (iv) Road constructed- PMGSY
 - (v) Villages electrified - DDUGJY
 - (vi) Pumps sets energized
 - (vii) Number of SHGs provided Revolving Fund (RF) during the financial year - NRLM
 - (viii) Anganwadis Functional (Cum.)
 - (ix) ICDS Blocks Operational (Cum.)
 - (x) Supply of Electricity
 - (xi) Food security-Targeted Public Distribution system (only AAY)
 - (xii) Food security-National Food Security Act (Tide Over)-NFSA
 - (xiii) Food Security - Targeted Public Distribution System (only BPL)
 - (xiv) Houses constructed - IAY
 - (xv) Number of SHGs promoted (new and revived) during the financial year – NRLM
4. There are **two** items/parameters in the category of '**Good**' (80% to 90% of target). These items/parameters are:
 - (i) Food security-Targeted Public Distribution system (APL+BPL+AAY)
 - (ii) Food security-National Food Security Act (Normal)-NFSA
5. The performance of **four items/parameters** has been '**Poor**' (below 80% of target). These items/parameters are:
 - (i) Houses constructed - EWS/LIG
 - (ii) Habitations covered (Partially covered & Slipped back) - NRDWP
 - (iii) Number of SHGs provided Community Investment Fund (CIF) during the financial year – NRLM
 - (iv) Coverage of water quality affected habitations - NRDWP
6. Some of items under TPP-2006 namely *Mahatma Gandhi National Rural Employment Guarantee Act (MGNREGA)*, *Sanitation Programme in Rural Area* and *Institutional Delivery* are demand driven, whereas for items like *Distribution of Wasteland to the landless* and *Minimum Wages Enforcement (including Farm Labour)*, concerned administrative Ministries are not in position to provide State/UT-wise targets, as such all these items are being monitored without any targets. Quarterly targets have been worked out on prorata basis. The parameter "No. of Urban Poor Families Assisted under Seven Point Charter" has been changed from targetable to non-targetable w.e.f April 2015.

HIGHLIGHTS OF PERFORMANCE

Sl. No.	Item	Achievement for April- September 2015
1- Employment Generated under MGNREGS.		
	(i) No. of Job cards issued	26,02,444
	(ii) Employment generated	85.59 crore mandays
	(iii) Wages given	Rs. 14,727.76 crore
2- National Rural Livelihood Mission (NRLM)		
	(i) Number of SHGs promoted (new and revived) during the financial year	99,917
	(ii) Number of SHGs provided Revolving Fund (RF) during the financial year	60,451
	(iii) Number of SHGs provided Community Investment Fund (CIF) during the financial year	33,082
3- Distribution of waste land to the landless		
	Land distributed	1,458 hectare
4- Minimum Wages Enforcement (Including Farm Labour)		
	(i) No. of Inspections made	96,684
	(ii) No. of Irregularities detected	12,694
	(iii) No. of Irregularities rectified	12,262
	(iv) No. of Claims filed	3,727
	(v) No. of Claims settled	3,895
	(vi) No. of Prosecution cases pending	12,780
	(vii) No. of Prosecution cases filed	798
	(viii) No. of Prosecution cases decided	345
5- Food Security: (i) TPDS/ NFSA		
	(i) Food Security: Targeted Public Distribution System (TPDS)	228.27 lakh tonnes
	(ii) Food Security: Antyodaya Anna Yojana (AAY)	28.06 lakh tonnes
	(iii) Food Security: Below Poverty Line (BPL)	49.96 lakh tonnes
	(iv) NFSA (Normal)	96.27 lakh tonnes
	(v) NFSA (Tide Over)	1.71 lakh tonnes
6- Rural Housing-Indira Awaas Yojana		
	No. of Houses constructed	7,12,972
7- EWS/LIG Houses in Urban Areas		
	No. of Houses constructed	51,617

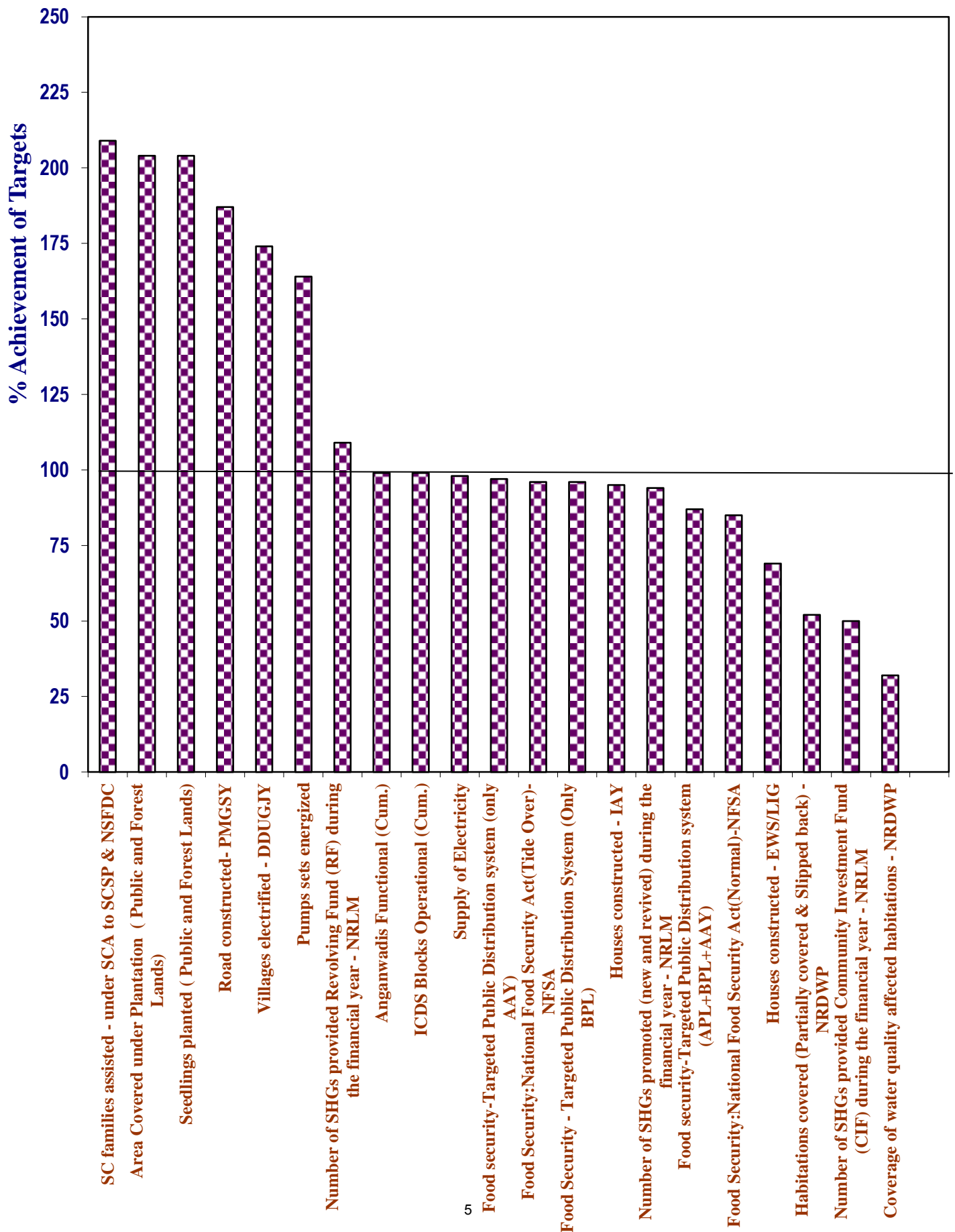
Contd.....

Sl. No.	Item	Achievement for April- September 2015
8-	Rural Areas. - National Rural Drinking Water Programme-(NRDWP)	
	(i) Coverage of Habitations (Partially covered & Slipped back)- (NRDWP)	18,590
	(ii) Coverage of Water Quality Affected Habitations – (NRDWP)	2,250
9-	Sanitation Programme in Rural Areas	
	No. of Individual household latrines constructed	42,96,544
10-	Institutional Delivery	
	No. of Deliveries in Institutions	69.74 lakh
11-	SC Families Assisted	
	(i) No. of SC Families assisted under SCA to SCSP & NSFDC	1.86 lakh
	(ii) No. of SC Students assisted under post matric scholarship	11.19 lakh
12-	Universalisation of ICDS Schemes	
	No. of ICDS Blocks Operational (Cum.)	7,025
13-	Functional Anganwadis	
	No. of Anganwadis Functional (Cum.)	13.45 lakh
14-	Number of Urban poor families assisted under Seven Point Charter viz. land tenure, housing at affordable cost, water, sanitation, health, education, and social security.	
	No. of Poor Families assisted	17.81 lakh
15-	Afforestation:	
	(i) Area covered under Plantation (Public and Forest Lands)	11,91,174 hectares
	(ii) No. of Seedlings planted (Public and Forest Lands)	77.19 crore
16-	Rural Road- Prime Minister Grameen Sadak Yojana (PMGSY)	
	Length of Road constructed	14,574 Kms
17-	Deendayal Upadhyaya Gram Jyoti Yojana (DDUGJY)	
	No.of Villages electrified	2,741
18-	Energized Pumps sets	
	No. of Pumps sets energized	2,51,901
19-	Supply of Electricity	
	Electricity supplied	5,41,767 Million Units(MU)

Note:-

Progress reports of seven States/UTs & three Ministries viz. Jharkhand, Manipur, Nagaland, Puducherry, Tripura, Dadra & Nagar Haweli and Lakshadweep and M/o Rural Development, M/o Labour & Employment & M/o Drinking Water & Sanitation for the period April 2015-September 2015 were not received till scheduled date.

ALL INDIA PERFORMANCE OF TARGET ORIENTED PARAMETERS DURING APRIL 2015- SEPTEMBER 2015



ACHIEVEMENT HIGHLIGHTS

PERFORMANCE DURING April to September 2015

The cumulative performance during April to September 2015 has been "Very Good" for 15 item(s), "Good" for 2 item(s), and "Poor" for 4 item(s).

A. "Very Good" Performance (90% or above of targets)

<u>S.No.</u>	<u>Items</u>	<u>% Achievement</u>
1	SC families assisted - under SCA to SCSP & NSFDC	209
2	Area Covered under Plantation (Public and Forest Lands)	204
3	Seedlings planted (Public and Forest Lands)	204
4	Road constructed- PMGSY	187
5	Villages electrified - DDUGJY	174
6	Pumps sets energized	164
7	Number of SHGs provided Revolving Fund (RF) during the financial year - NRLM	109
8	Anganwadis Functional (Cum.)	99
9	ICDS Blocks Operational (Cum.)	99
10	Supply of Electricity	98
11	Food security-Targeted Public Distribution System (only AAY)	97
12	Food Security:National Food Security Act (Tide Over)-NFSA	96
13	Food Security - Targeted Public Distribution System (only BPL)	96
14	Houses constructed - IAY	95
15	Number of SHGs promoted (new and revived) during the financial year - NRLM	94

B. "Good" Performance (80% to 90%)

16	Food security-Targeted Public Distribution system (APL+BPL+AAY)	87
17	Food Security:National Food Security Act (Normal)-NFSA	85

C. Areas of concern-where the performance is below 80%

18	Houses constructed - EWS/LIG	69
19	Habitations covered (Partially covered & Slipped back) - NRDWP	52
20	Number of SHGs provided Community Investment Fund (CIF) during the financial year - NRLM	50
21	Coverage of water quality affected habitations - NRDWP	32

Table - A
Targets for 2015-2016 & April to September 2015 and achievements during the period April to September 2015
ALL INDIA PERFORMANCE

Sl. No.	Item Description	Units	Targets		Achievements	% Achievements of Targets during April - September 2015
			2015-2016	April - September 2015	April - September 2015	
1	Number of SHGs promoted (new and revived) during the financial year - NRLM	Number	3,03,086	1,06,074	99,917	94
2	Number of SHGs provided Revolving Fund (RF) during the financial year - NRLM	Number	1,57,874	55,255	60,451	109
3	Number of SHGs provided Community Investment Fund (CIF) during the financial year - NRLM	Number	1,88,818	66,090	33,082	50
4	Food Security: Targeted Public Distribution System (TPDS)	Tonnes	2,89,45,380	2,61,35,552	2,28,27,110	87
5	Food Security: Antodaya Anna Yojana (AAY)	Tonnes	51,13,578	28,95,803	28,06,341	97
6	Food Security: Targeted Public Distribution System (Only BPL)	Tonnes	87,76,741	51,95,394	49,96,285	96
7	Food Security: National Food Security Act (Normal) - NFSA	Tonnes	1,13,02,841	1,13,02,841	96,27,471	85
8	Food Security: National Food Security Act (Tide Over) - NFSA	Tonnes	1,79,206	1,79,206	1,71,208	96
9	Houses constructed - IAY	Number	25,13,969	7,54,174	7,12,972	95
10	Houses constructed - EWS/LIG	Number	1,49,999	74,999	51,617	69
11	Habitations covered (Partially covered & Slipped back) - NRDWP	Number	1,18,671	35,600	18,590	52
12	Coverage of water quality affected habitations - NRDWP	Number	23,427	7,026	2,250	32
13	SC families assisted - under SCA to SCSP & NSFDC	Number	1,77,699	88,853	1,85,988	209
14	ICDS Blocks Operational (Cum.)	Number	7,075	7,075	7,025	99
15	Anganwadis Functional (Cum.)	Number	14,00,000	13,64,114	13,44,591	99
16	Area Covered under Plantation (Public and Forest Lands)	Hectares	11,66,651	5,83,328	11,91,174	204
17	Seedlings planted (Public and Forest Lands)	Number	75,83,32,000	37,91,69,570	77,19,03,525	204
18	Road constructed - PMGSY	Kilometer	26,000	7,800	14,574	187
19	Villages electrified - DDUGJY	Number	3,501	1,577	2,741	174
20	Pumps sets energized	Number	3,49,954	1,53,446	2,51,901	164
21	Electricity supplied	Million Units	5,55,191	5,55,191	5,41,767	98

Table - B

STATE-WISE PERFORMANCE DURING April to September 2015 (PERCENT ACHIEVEMENT)

S.No.	Description	ALL	AP	ARP	AS	BI	CHHA.	DELHI	GOA
		INDIA							
1	Number of SHGs promoted (new and revived) during the financial year - NRLM	94	NA	0	132	29	0	NA	NA
2	Number of SHGs provided Revolving Fund (RF) during the financial year - NRLM	109	NA	NA	149	NA	0	NA	NA
3	Number of SHGs provided Community Investment Fund (CIF) during the financial year - NRLM	50	NA	NA	243	123	0	NA	NA
4	Food security-Targeted Public Distribution system (APL+BPL+AAY)	87	70	101	100	76	100	103	106
5	Food security-Targeted Public Distribution system (only AAY)	97	90	101	101	NA	NA	NA	99
6	Food Security - Targeted Public Distribution System (Only BPL)	96	83	101	102	NA	NA	NA	97
7	Food Security:National Food Security Act(Normal)-NFSA	85	NA	NA	NA	76	100	103	NA
8	Food Security:National Food Security Act(Tide Over)-NFSA	96	NA	NA	NA	NA	NA	29	NA
9	Houses constructed - IAY	95	111	0	52	200	241	NA	260
10	Houses constructed - EWS/LIG	69	33	0	0	77	223	0	NA
11	Habitations covered (Partially covered & Slipped back) - NRDWP	52	88	0	16	92	25	NA	NA
12	Coverage of water quality affected habitations - NRDWP	32	34	0	9	36	22	NA	NA
13	SC families assisted - under SCA to SCSP & NSFDC	209	928	NA	596	42	5	53	0
14	ICDS Blocks Operational (Cum.)	99	100	95	100	100	100	100	109
15	Anganwadis Functional (Cum.)	99	100	99	100	92	98	99	99
16	Area Covered under Plantation (Public and Forest Lands)	204	169	0	0	257	463	228	19
17	Seedlings planted (Public and Forest Lands)	204	274	0	0	257	6	228	47
18	Road constructed- PMGSY	187	378	139	82	97	191	NA	NA
19	Villages electrified - DDUGJY	174	NA	NA	39	254	750	NA	NA
20	Pumps sets energized	164	137	NA	NA	543	131	NA	119
21	Supply of Electricity	98	100	90	92	98	98	100	100

NA - Not Applicable

Table - B(Contd.)

STATE-WISE PERFORMANCE DURING April to September 2015 (PERCENT ACHIEVEMENT)

S.No.	Description	ALL INDIA	GUJ	HRY	HP	J&K	JHAR.	KAR	KER
1	Number of SHGs promoted (new and revived) during the financial year - NRLM	94	264	124	1,253	32	0	0	NA
2	Number of SHGs provided Revolving Fund (RF) during the financial year - NRLM	109	292	197	453	25	0	0	NA
3	Number of SHGs provided Community Investment Fund (CIF) during the financial year - NRLM	50	26	NA	149	22	0	NA	NA
4	Food security-Targeted Public Distribution system (APL+BPL+AAY)	87	88	103	101	107	75	94	100
5	Food security-Targeted Public Distribution system (only AAY)	97	99	NA	NA	129	99	NA	99
6	Food Security - Targeted Public Distribution System (Only BPL)	96	96	NA	NA	108	98	NA	100
7	Food Security:National Food Security Act(Normal)-NFSA	85	NA	103	100	NA	NA	94	NA
8	Food Security:National Food Security Act(Tide Over)-NFSA	96	NA	NA	101	NA	NA	NA	NA
9	Houses constructed - IAY	95	196	32	0	74	0	134	91
10	Houses constructed - EWS/LIG	69	77	1,418	0	0	0	627	11
11	Habitations covered (Partially covered & Slipped back) - NRDWP	52	209	41	116	1	0	0	55
12	Coverage of water quality affected habitations - NRDWP	32	4	0	NA	0	0	0	103
13	SC families assisted - under SCA to SCSP & NSFDC	209	1,356	752	806	0	0	21	1,413
14	ICDS Blocks Operational (Cum.)	99	100	100	100	100	91	100	100
15	Anganwadis Functional (Cum.)	99	100	100	100	97	100	99	100
16	Area Covered under Plantation (Public and Forest Lands)	204	181	86	89	28	0	200	42
17	Seedlings planted (Public and Forest Lands)	204	321	104	151	30	0	190	117
18	Road constructed- PMGSY	187	232	232	463	113	131	305	77
19	Villages electrified - DDUGJY	174	NA	NA	100	173	49	NA	NA
20	Pumps sets energized	164	155	65	196	NA	0	160	70
21	Supply of Electricity	98	100	100	99	84	99	95	99

NA - Not Applicable

Table - B(Contd.)

STATE-WISE PERFORMANCE DURING April to September 2015 (PERCENT ACHIEVEMENT)

S.No.	Description	ALL INDIA	MP	MAH	MANI	MEGH	MIZ	NAGA	ODIS.
1	Number of SHGs promoted (new and revived) during the financial year - NRLM	94	0	84	0	30	0	0	0
2	Number of SHGs provided Revolving Fund (RF) during the financial year - NRLM	109	0	83	NA	7	0	NA	0
3	Number of SHGs provided Community Investment Fund (CIF) during the financial year - NRLM	50	0	56	NA	0	NA	NA	0
4	Food security-Targeted Public Distribution system (APL+BPL+AAY)	87	84	93	99	100	100	110	94
5	Food security-Targeted Public Distribution system (only AAY)	97	NA	NA	100	100	94	108	100
6	Food Security - Targeted Public Distribution System (Only BPL)	96	NA	NA	100	100	108	108	100
7	Food Security:National Food Security Act(Normal)-NFSA	85	84	93	NA	NA	NA	NA	NA
8	Food Security:National Food Security Act(Tide Over)-NFSA	96	NA	NA	NA	NA	NA	NA	NA
9	Houses constructed - IAY	95	0	11	0	33	0	0	203
10	Houses constructed - EWS/LIG	69	0	50	0	0	0	0	179
11	Habitations covered (Partially covered & Slipped back) - NRDWP	52	0	41	0	0	0	0	263
12	Coverage of water quality affected habitations - NRDWP	32	0	17	NA	0	NA	0	47
13	SC families assisted - under SCA to SCSP & NSFDC	209	5	36	0	0	NA	NA	1,195
14	ICDS Blocks Operational (Cum.)	99	100	100	100	100	100	98	100
15	Anganwadis Functional (Cum.)	99	98	89	94	84	88	95	99
16	Area Covered under Plantation (Public and Forest Lands)	204	14	90	0	67	0	0	297
17	Seedlings planted (Public and Forest Lands)	204	14	138	0	33	0	0	269
18	Road constructed- PMGSY	187	97	180	306	110	208	87	226
19	Villages electrified - DDUGJY	174	119	NA	56	9	267	0	11
20	Pumps sets energized	164	730	NA	NA	NA	NA	NA	531
21	Supply of Electricity	98	100	100	95	93	96	98	99

NA - Not Applicable

Table - B(Contd.)

STATE-WISE PERFORMANCE DURING April to September 2015 (PERCENT ACHIEVEMENT)

S.No.	Description	ALL							
		INDIA	PUDU	PUN	RAJ	SIK	TN	TG	TRI
1	Number of SHGs promoted (new and revived) during the financial year - NRLM	94	0	132	140	NA	915	NA	0
2	Number of SHGs provided Revolving Fund (RF) during the financial year - NRLM	109	0	63	NA	NA	372	0	0
3	Number of SHGs provided Community Investment Fund (CIF) during the financial year - NRLM	50	0	11	163	NA	0	NA	NA
4	Food security-Targeted Public Distribution system (APL+BPL+AAY)	87	15	16	96	99	85	23	94
5	Food security-Targeted Public Distribution system (only AAY)	97	38	NA	NA	100	109	14	120
6	Food Security - Targeted Public Distribution System (Only BPL)	96	10	NA	NA	100	87	28	100
7	Food Security:National Food Security Act(Normal)-NFSA	85	NA	16	96	NA	NA	NA	0
8	Food Security:National Food Security Act(Tide Over)-NFSA	96	NA	NA	NA	NA	NA	NA	0
9	Houses constructed - IAY	95	0	15	96	0	4	0	0
10	Houses constructed - EWS/LIG	69	0	0	10	0	81	0	NA
11	Habitations covered (Partially covered & Slipped back) - NRDWP	52	0	34	124	19	13	192	36
12	Coverage of water quality affected habitations - NRDWP	32	NA	15	42	NA	0	268	31
13	SC families assisted - under SCA to SCSP & NSFDC	209	0	0	97	0	45	27	37
14	ICDS Blocks Operational (Cum.)	99	100	100	100	100	100	100	100
15	Anganwadis Functional (Cum.)	99	97	99	99	100	100	100	99
16	Area Covered under Plantation (Public and Forest Lands)	204	0	77	239	55	32	676	29
17	Seedlings planted (Public and Forest Lands)	204	0	77	235	104	32	605	29
18	Road constructed- PMGSY	187	NA	327	296	139	64	196	70
19	Villages electrified - DDUGJY	174	NA	NA	264	NA	NA	NA	0
20	Pumps sets energized	164	0	0	105	NA	178	273	NA
21	Supply of Electricity	98	99	100	100	100	99	99	93

NA - Not Applicable

Table - B(Contd.)

STATE-WISE PERFORMANCE DURING April to September 2015 (PERCENT ACHIEVEMENT)

S.No.	Description	ALL							
		INDIA	UTTA.	UP	WB	A&N	CHND.	D&N	D&D
1	Number of SHGs promoted (new and revived) during the financial year - NRLM	94	191	742	NA	NA	NA	NA	NA
2	Number of SHGs provided Revolving Fund (RF) during the financial year - NRLM	109	75	8,406	45	NA	NA	NA	NA
3	Number of SHGs provided Community Investment Fund (CIF) during the financial year - NRLM	50	0	NA	59	NA	NA	NA	NA
4	Food security-Targeted Public Distribution system (APL+BPL+AAY)	87	106	96	97	87	104	111	13
5	Food security-Targeted Public Distribution system (only AAY)	97	96	100	100	81	NA	107	15
6	Food Security - Targeted Public Distribution System (Only BPL)	96	115	100	113	82	NA	102	21
7	Food Security:National Food Security Act(Normal)-NFSA	85	NA	NA	55	NA	101	NA	NA
8	Food Security:National Food Security Act(Tide Over)-NFSA	96	NA	NA	NA	NA	107	NA	NA
9	Houses constructed - IAY	95	136	48	136	31	NA	0	0
10	Houses constructed - EWS/LIG	69	0	18	306	NA	0	0	NA
11	Habitations covered (Partially covered & Slipped back) - NRDWP	52	83	9	67	350	NA	NA	NA
12	Coverage of water quality affected habitations - NRDWP	32	0	8	170	NA	NA	NA	NA
13	SC families assisted - under SCA to SCSP & NSFDC	209	95	69	199	NA	779	0	0
14	ICDS Blocks Operational (Cum.)	99	100	100	96	100	100	100	100
15	Anganwadis Functional (Cum.)	99	99	99	108	100	100	93	95
16	Area Covered under Plantation (Public and Forest Lands)	204	189	672	462	207	161	0	0
17	Seedlings planted (Public and Forest Lands)	204	268	357	1,707	147	140	0	0
18	Road constructed- PMGSY	187	418	285	236	NA	NA	NA	NA
19	Villages electrified - DDUGJY	174	NA	52	180	NA	NA	NA	NA
20	Pumps sets energized	164	116	63	3,797	NA	NA	0	208
21	Supply of Electricity	98	98	86	100	75	100	100	100
NA - Not Applicable									

Table - B(Contd.)

STATE-WISE PERFORMANCE DURING April to September 2015 (PERCENT ACHIEVEMENT)

S.No.	Description	ALL INDIA	LAKS H
1	Number of SHGs promoted (new and revived) during the financial year - NRLM	94	NA
2	Number of SHGs provided Revolving Fund (RF) during the financial year - NRLM	109	NA
3	Number of SHGs provided Community Investment Fund (CIF) during the financial year - NRLM	50	NA
4	Food security-Targeted Public Distribution system (APL+BPL+AAY)	87	62
5	Food security-Targeted Public Distribution system (only AAY)	97	0
6	Food Security - Targeted Public Distribution System (Only BPL)	96	0
7	Food Security:National Food Security Act(Normal)-NFSA	85	50
8	Food Security:National Food Security Act(Tide Over)-NFSA	96	50
9	Houses constructed - IAY	95	583
10	Houses constructed - EWS/LIG	69	NA
11	Habitations covered (Partially covered & Slipped back) - NRDWP	52	NA
12	Coverage of water quality affected habitations - NRDWP	32	NA
13	SC families assisted - under SCA to SCSP & NSFDC	209	NA
14	ICDS Blocks Operational (Cum.)	99	100
15	Anganwadis Functional (Cum.)	99	100
16	Area Covered under Plantation (Public and Forest Lands)	204	0
17	Seedlings planted (Public and Forest Lands)	204	0
18	Road constructed- PMGSY	187	NA
19	Villages electrified - DDUGJY	174	NA
20	Pumps sets energized	164	NA
21	Supply of Electricity	98	100

NA - Not Applicable

Table - C

Items in which the States/UTs performance is Very Good (90% and above),
Good (80% to 90%) and Poor (below 80%) during the period
April to September 2015

1. ANDHRA PRADESH

Very Good

Food Security:Antodaya Anna Yojana(AAY), Houses constructed - IAY, SC families assisted - under SCA to SCSP & NSFDC, ICDS Blocks Operational (Cum.), Anganwadis Functional (Cum.), Area Covered under Plantation (Public and Forest Lands), Seedlings planted (Public and Forest Lands), Road constructed- PMGSY, Pumps sets energized, Electricity supplied

Good

Food Security:Targeted Public Distribution System (Only BPL), Habitations covered (Partially covered & Slipped back) - NRDWP

Poor

Food Security:Targeted Public Distribution System(TPDS), Houses constructed - EWS/LIG, Coverage of water quality affected habitations - NRDWP

2. ARUNACHAL PRADESH

Very Good

Food Security:Targeted Public Distribution System(TPDS), Food Security:Antodaya Anna Yojana(AAY), Food Security:Targeted Public Distribution System (Only BPL), ICDS Blocks Operational (Cum.), Anganwadis Functional (Cum.), Road constructed- PMGSY, Electricity supplied

Poor

Number of SHGs promoted (new and revived) during the financial year - NRLM, Houses constructed - IAY, Houses constructed - EWS/LIG, Habitations covered (Partially covered & Slipped back) - NRDWP, Coverage of water quality affected habitations - NRDWP, Area Covered under Plantation (Public and Forest Lands), Seedlings planted (Public and Forest Lands)

3. ASSAM

Very Good

Number of SHGs promoted (new and revived) during the financial year - NRLM, Number of SHGs provided Revolving Fund (RF) during the financial year - NRLM, Number of SHGs provided Community Investment Fund (CIF) during the financial year - NRLM, Food Security:Targeted Public Distribution System(TPDS), Food Security:Antodaya Anna Yojana(AAY), Food Security:Targeted Public Distribution System (Only BPL), SC families assisted - under SCA to SCSP & NSFDC, ICDS Blocks Operational (Cum.), Anganwadis Functional (Cum.), Electricity supplied

Good

, Road constructed- PMGSY

Poor

Houses constructed - IAY, Houses constructed - EWS/LIG, Habitations covered (Partially covered & Slipped back) - NRDWP, Coverage of water quality affected habitations - NRDWP, Area Covered under Plantation (Public and Forest Lands), Seedlings planted (Public and Forest Lands), Villages electrified - DDUGJY

4. BIHAR

Very Good

Number of SHGs provided Community Investment Fund (CIF) during the financial year - NRLM, Houses constructed - IAY, Habitations covered (Partially covered & Slipped back) - NRDWP, ICDS Blocks Operational (Cum.), Anganwadis Functional (Cum.), Area Covered under Plantation (Public and Forest Lands), Seedlings planted (Public and Forest Lands), Road constructed- PMGSY, Villages electrified - DDUGJY, Pumps sets energized, Electricity supplied

Poor

Number of SHGs promoted (new and revived) during the financial year - NRLM, Food Security:Targeted Public Distribution System(TPDS), Food Security:National Food Security Act(Normal)-NFSA, Houses constructed - EWS/LIG, Coverage of water quality affected habitations - NRDWP, SC families assisted - under SCA to SCSP & NSFDC,

5. CHHATISGARH

Very Good

Food Security:Targeted Public Distribution System(TPDS), Food Security:National Food Security Act(Normal)-NFSA, Houses constructed - IAY, Houses constructed - EWS/LIG, ICDS Blocks Operational (Cum.), Anganwadis Functional (Cum.), Area Covered under Plantation (Public and Forest Lands), Road constructed- PMGSY, Villages electrified - DDUGJY, Pumps sets energized, Electricity supplied

Poor

Number of SHGs promoted (new and revived) during the financial year - NRLM, Number of SHGs provided Revolving Fund (RF) during the financial year - NRLM, Number of SHGs provided Community Investment Fund (CIF) during the financial year - NRLM, Habitations covered (Partially covered & Slipped back) - NRDWP, Coverage of water quality affected habitations - NRDWP, SC families assisted - under SCA to SCSP & NSFDC, Seedlings planted (Public and Forest Lands)

6. DELHI

Very Good

Food Security:Targeted Public Distribution System(TPDS), Food Security:National Food Security Act(Normal)-NFSA, ICDS Blocks Operational (Cum.), Anganwadis Functional (Cum.), Area Covered under Plantation (Public and Forest Lands), Seedlings planted (Public and Forest Lands), Electricity supplied

Poor

Food Security:National Food Security Act(Tide Over)-NFSA, Houses constructed - EWS/LIG, SC families assisted - under SCA to SCSP & NSFDC,

7. GOA

Very Good

Food Security:Targeted Public Distribution System(TPDS), Food Security:Antodaya Anna Yojana(AAY), Food Security:Targeted Public Distribution System (Only BPL), Houses constructed - IAY, ICDS Blocks Operational (Cum.), Anganwadis Functional (Cum.), Pumps sets energized, Electricity supplied

Poor

SC families assisted - under SCA to SCSP & NSFDC, Area Covered under Plantation (Public and Forest Lands), Seedlings planted (Public and Forest Lands)

8. GUJARAT

Very Good

Number of SHGs promoted (new and revived) during the financial year - NRLM, Number of SHGs provided Revolving Fund (RF) during the financial year - NRLM, Food Security:Antodaya Anna Yojana(AAY), Food Security:Targeted Public Distribution System (Only BPL), Houses constructed - IAY, Habitations covered (Partially covered & Slipped back) - NRDWP, SC families assisted - under SCA to SCSP & NSFDC, ICDS Blocks Operational (Cum.), Anganwadis Functional (Cum.), Area Covered under Plantation (Public and Forest Lands), Seedlings planted (Public and Forest Lands), Road constructed- PMGSY, Pumps sets energized, Electricity supplied

Good

Food Security:Targeted Public Distribution System(TPDS)

Poor

Number of SHGs provided Community Investment Fund (CIF) during the financial year - NRLM, Houses constructed - EWS/LIG, Coverage of water quality affected habitations - NRDWP

9. HARYANA

Very Good

Number of SHGs promoted (new and revived) during the financial year - NRLM, Number of SHGs provided Revolving Fund (RF) during the financial year - NRLM, Food Security:Targeted Public Distribution System(TPDS), Food Security:National Food Security Act(Normal)-NFSA, Houses constructed - EWS/LIG, SC families assisted - under SCA to SCSP & NSFDC, ICDS Blocks Operational (Cum.), Anganwadis Functional (Cum.), Seedlings planted (Public and Forest Lands), Road constructed- PMGSY, Electricity supplied

Good

Area Covered under Plantation (Public and Forest Lands)

Poor

Houses constructed - IAY, Habitations covered (Partially covered & Slipped back) - NRDWP, Coverage of water quality affected habitations - NRDWP, Pumps sets energized

10. HIMACHAL PRADESH

Very Good

Number of SHGs promoted (new and revived) during the financial year - NRLM, Number of SHGs provided Revolving Fund (RF) during the financial year - NRLM, Number of SHGs provided Community Investment Fund (CIF) during the financial year - NRLM, Food Security:Targeted Public Distribution System(TPDS), Food Security:National Food Security Act(Normal)-NFSA, Food Security:National Food Security Act(Tide Over)-NFSA, Habitations covered (Partially covered & Slipped back) - NRDWP, SC families assisted - under SCA to SCSP & NSFDC, ICDS Blocks Operational (Cum.), Anganwadis Functional (Cum.), Seedlings planted (Public and Forest Lands), Road constructed- PMGSY, Villages electrified - DDUGJY, Pumps sets energized, Electricity supplied

Good

Area Covered under Plantation (Public and Forest Lands)

Poor

Houses constructed - IAY, Houses constructed - EWS/LIG,

11. JAMMU AND KASHMIR

Very Good

Food Security:Targeted Public Distribution System(TPDS), Food Security:Antodaya Anna Yojana(AAY), Food Security:Targeted Public Distribution System (Only BPL), ICDS Blocks Operational (Cum.), Anganwadis Functional (Cum.), Road constructed- PMGSY, Villages electrified - DDUGJY

Good

Electricity supplied

Poor

Number of SHGs promoted (new and revived) during the financial year - NRLM, Number of SHGs provided Revolving Fund (RF) during the financial year - NRLM, Number of SHGs provided Community Investment Fund (CIF) during the financial year - NRLM, Houses constructed - IAY, Houses constructed - EWS/LIG, Habitations covered (Partially covered & Slipped back) - NRDWP, Coverage of water quality affected habitations - NRDWP, SC families assisted - under SCA to SCSP & NSFDC, Area Covered under Plantation (Public and Forest Lands), Seedlings planted (Public and Forest Lands)

12. JHARKHAND

Very Good

Food Security:Antodaya Anna Yojana(AAY), Food Security:Targeted Public Distribution System (Only BPL), ICDS Blocks Operational (Cum.), Anganwadis Functional (Cum.), Road constructed- PMGSY, Electricity supplied

Poor

Number of SHGs promoted (new and revived) during the financial year - NRLM, Number of SHGs provided Revolving Fund (RF) during the financial year - NRLM, Number of SHGs provided Community Investment Fund (CIF) during the financial year - NRLM, Food Security:Targeted Public Distribution System(TPDS), Houses constructed - IAY, Houses constructed - EWS/LIG, Habitations covered (Partially covered & Slipped back) - NRDWP, Coverage of water quality affected habitations - NRDWP, SC families assisted - under SCA to SCSP & NSFDC, Area Covered under Plantation (Public and Forest Lands), Seedlings planted (Public and Forest Lands), Villages electrified - DDUGJY, Pumps sets energized

13. KARNATAKA

Very Good

Food Security:Targeted Public Distribution System(TPDS), Food Security:National Food Security Act(Normal)-NFSA, Houses constructed - IAY, Houses constructed - EWS/LIG, ICDS Blocks Operational (Cum.), Anganwadis Functional (Cum.), Area Covered under Plantation (Public and Forest Lands), Seedlings planted (Public and Forest Lands), Road constructed- PMGSY, Pumps sets energized, Electricity supplied

Good

Poor

Number of SHGs promoted (new and revived) during the financial year - NRLM, Number of SHGs provided Revolving Fund (RF) during the financial year - NRLM, Habitations covered (Partially covered & Slipped back) - NRDWP, Coverage of water quality affected habitations - NRDWP, SC families assisted - under SCA to SCSP & NSFDC

14. KERALA

Very Good

Food Security:Targeted Public Distribution System(TPDS), Food Security:Antodaya Anna Yojana(AAY), Food Security:Targeted Public Distribution System (Only BPL), Houses constructed - IAY, Coverage of water quality affected habitations - NRDWP, SC families assisted - under SCA to SCSP & NSFDC, ICDS Blocks Operational (Cum.), Anganwadis Functional (Cum.), Seedlings planted (Public and Forest Lands), Electricity supplied

Poor

Houses constructed - EWS/LIG, Habitations covered (Partially covered & Slipped back) - NRDWP, Area Covered under Plantation (Public and Forest Lands), Road constructed- PMGSY, Pumps sets energized

15. MADHYA PRADESH

Very Good

ICDS Blocks Operational (Cum.), Anganwadis Functional (Cum.), Road constructed- PMGSY, Villages electrified - DDUGJY, Pumps sets energized, Electricity supplied

Good

Food Security:Targeted Public Distribution System(TPDS), Food Security:National Food Security Act(Normal)-NFSA

Poor

Number of SHGs promoted (new and revived) during the financial year - NRLM, Number of SHGs provided Revolving Fund (RF) during the financial year - NRLM, Number of SHGs provided Community Investment Fund (CIF) during the financial year - NRLM, Houses constructed - IAY, Houses constructed - EWS/LIG, Habitations covered (Partially covered & Slipped back) - NRDWP, Coverage of water quality affected habitations - NRDWP, SC families assisted - under SCA to SCSP & NSFDC, Area Covered under Plantation (Public and Forest Lands), Seedlings planted (Public and Forest Lands)

16. MAHARASHTRA

Very Good

Food Security:Targeted Public Distribution System(TPDS), Food Security:National Food Security Act(Normal)-NFSA, ICDS Blocks Operational (Cum.), Area Covered under Plantation (Public and Forest Lands), Seedlings planted (Public and Forest Lands), Road constructed- PMGSY, Electricity supplied

Good

Number of SHGs promoted (new and revived) during the financial year - NRLM, Number of SHGs provided Revolving Fund (RF) during the financial year - NRLM, Anganwadis Functional (Cum.)

Poor

Number of SHGs provided Community Investment Fund (CIF) during the financial year - NRLM, Houses constructed - IAY, Houses constructed - EWS/LIG, Habitations covered (Partially covered & Slipped back) - NRDWP, Coverage of water quality affected habitations - NRDWP, SC families assisted - under SCA to SCSP & NSFDC,

17. MANIPUR

Very Good

Food Security:Targeted Public Distribution System(TPDS), Food Security:Antodaya Anna Yojana(AAY), Food Security:Targeted Public Distribution System (Only BPL), ICDS Blocks Operational (Cum.), Anganwadis Functional (Cum.), Road constructed- PMGSY, Electricity supplied

Poor

Number of SHGs promoted (new and revived) during the financial year - NRLM, Houses constructed - IAY, Houses constructed - EWS/LIG, Habitations covered (Partially covered & Slipped back) - NRDWP, SC families assisted - under SCA to SCSP & NSFDC, Area Covered under Plantation (Public and Forest Lands), Seedlings planted (Public and Forest Lands), Villages electrified - DDUGJY

18. MEGHALAYA

Very Good

Food Security:Targeted Public Distribution System(TPDS), Food Security:Antodaya Anna Yojana(AAY), Food Security:Targeted Public Distribution System (Only BPL), ICDS Blocks Operational (Cum.), Road constructed- PMGSY, Electricity supplied

Good

Anganwadis Functional (Cum.)

Poor

Number of SHGs promoted (new and revived) during the financial year - NRLM, Number of SHGs provided Revolving Fund (RF) during the financial year - NRLM, Number of SHGs provided Community Investment Fund (CIF) during the financial year - NRLM, Houses constructed - IAY, Houses constructed - EWS/LIG, Habitations covered (Partially covered & Slipped back) - NRDWP, Coverage of water quality affected habitations - NRDWP, SC families assisted - under SCA to SCSP & NSFDC, Area Covered under Plantation (Public and Forest Lands), Seedlings planted (Public and Forest Lands), Villages electrified - DDUGJY

19. MIZORAM

Very Good

Food Security:Targeted Public Distribution System(TPDS), Food Security:Antodaya Anna Yojana(AAY), Food Security:Targeted Public Distribution System (Only BPL), ICDS Blocks Operational (Cum.), Road constructed- PMGSY, Villages electrified - DDUGJY, Electricity supplied

Good

Anganwadis Functional (Cum.)

Poor

Number of SHGs promoted (new and revived) during the financial year - NRLM, Number of SHGs provided Revolving Fund (RF) during the financial year - NRLM, Houses constructed - IAY, Houses constructed - EWS/LIG, Habitations covered (Partially covered & Slipped back) - NRDWP, Area Covered under Plantation (Public and Forest Lands), Seedlings planted (Public and Forest Lands)

20. NAGALAND

Very Good

Food Security:Targeted Public Distribution System(TPDS), Food Security:Antodaya Anna Yojana(AAY), Food Security:Targeted Public Distribution System (Only BPL), ICDS Blocks Operational (Cum.), Anganwadis Functional (Cum.), Electricity supplied

Good

Road constructed- PMGSY

Poor

Number of SHGs promoted (new and revived) during the financial year - NRLM, Houses constructed - IAY, Houses constructed - EWS/LIG, Habitations covered (Partially covered & Slipped back) - NRDWP, Coverage of water quality affected habitations - NRDWP, Area Covered under Plantation (Public and Forest Lands), Seedlings planted (Public and Forest Lands), Villages electrified - DDUGJY

21. ODISHA

Very Good

Food Security:Targeted Public Distribution System(TPDS), Food Security:Antodaya Anna Yojana(AAY), Food Security:Targeted Public Distribution System (Only BPL), Houses constructed - IAY, Houses constructed - EWS/LIG, Habitations covered (Partially covered & Slipped back) - NRDWP, SC families assisted - under SCA to SCSP & NSFDC, ICDS Blocks Operational (Cum.), Anganwadis Functional (Cum.), Area Covered under Plantation (Public and Forest Lands), Seedlings planted (Public and Forest Lands), Road constructed- PMGSY, Pumps sets energized, Electricity supplied

Poor

Number of SHGs promoted (new and revived) during the financial year - NRLM, Number of SHGs provided Revolving Fund (RF) during the financial year - NRLM, Number of SHGs provided Community Investment Fund (CIF) during the financial year - NRLM, Coverage of water quality affected habitations - NRDWP, Villages electrified - DDUGJY

22. PUDUCHERRY

Very Good

ICDS Blocks Operational (Cum.), Anganwadis Functional (Cum.), Electricity supplied

Poor

Number of SHGs promoted (new and revived) during the financial year - NRLM, Number of SHGs provided Revolving Fund (RF) during the financial year - NRLM, Number of SHGs provided Community Investment Fund (CIF) during the financial year - NRLM, Food Security:Targeted Public Distribution System(TPDS), Food Security:Antodaya Anna Yojana(AAY), Food Security:Targeted Public Distribution System (Only BPL), Houses constructed - IAY, Houses constructed - EWS/LIG, Habitations covered (Partially covered & Slipped back) - NRDWP, SC families assisted - under SCA to SCSP & NSFDC, Area Covered under Plantation (Public and Forest Lands), Seedlings planted (Public and Forest Lands), Pumps sets energized

23. PUNJAB

Very Good

Number of SHGs promoted (new and revived) during the financial year - NRLM, ICDS Blocks Operational (Cum.), Anganwadis Functional (Cum.), Road constructed- PMGSY, Electricity supplied

Poor

Number of SHGs provided Revolving Fund (RF) during the financial year - NRLM, Number of SHGs provided Community Investment Fund (CIF) during the financial year - NRLM, Food Security:Targeted Public Distribution System(TPDS), Food Security:National Food Security Act(Normal)-NFSA, Houses constructed - IAY, Houses constructed - EWS/LIG, Habitations covered (Partially covered & Slipped back) - NRDWP, Coverage of water quality affected habitations - NRDWP, SC families assisted - under SCA to SCSP & NSFDC, Area Covered under Plantation (Public and Forest Lands), Seedlings planted (Public and Forest Lands), Pumps sets energized

24. RAJASTHAN

Very Good

Number of SHGs promoted (new and revived) during the financial year - NRLM, Number of SHGs provided Community Investment Fund (CIF) during the financial year - NRLM, Food Security:Targeted Public Distribution System(TPDS), Food Security:National Food Security Act(Normal)-NFSA, Houses constructed - IAY, Habitations covered (Partially covered & Slipped back) - NRDWP, SC families assisted - under SCA to SCSP & NSFDC, ICDS Blocks Operational (Cum.), Anganwadis Functional (Cum.), Area Covered under Plantation (Public and Forest Lands), Seedlings planted (Public and Forest Lands), Road constructed- PMGSY, Villages electrified - DDUGJY, Pumps sets energized, Electricity supplied

Poor

Houses constructed - EWS/LIG, Coverage of water quality affected habitations - NRDWP,

25. SIKKIM

Very Good

Food Security:Targeted Public Distribution System(TPDS), Food Security:Antodaya Anna Yojana(AAY), Food Security:Targeted Public Distribution System (Only BPL), ICDS Blocks Operational (Cum.), Anganwadis Functional (Cum.), Seedlings planted (Public and Forest Lands), Road constructed- PMGSY, Electricity supplied

Poor

Houses constructed - IAY, Houses constructed - EWS/LIG, Habitations covered (Partially covered & Slipped back) - NRDWP, SC families assisted - under SCA to SCSP & NSFDC, Area Covered under Plantation (Public and Forest Lands)

26. TAMIL NADU

Very Good

Number of SHGs promoted (new and revived) during the financial year - NRLM, Number of SHGs provided Revolving Fund (RF) during the financial year - NRLM, Food Security:Antodaya Anna Yojana(AAY), ICDS Blocks Operational (Cum.), Anganwadis Functional (Cum.), Pumps sets energized, Electricity supplied

Good

Food Security:Targeted Public Distribution System(TPDS), Food Security:Targeted Public Distribution System (Only BPL), Houses constructed - EWS/LIG

Poor

Number of SHGs provided Community Investment Fund (CIF) during the financial year - NRLM, Houses constructed - IAY, Habitations covered (Partially covered & Slipped back) - NRDWP, Coverage of water quality affected habitations - NRDWP, SC families assisted - under SCA to SCSP & NSFDC, Area Covered under Plantation (Public and Forest Lands), Seedlings planted (Public and Forest Lands), Road constructed- PMGSY

27. TELANGANA

Very Good

Habitations covered (Partially covered & Slipped back) - NRDWP, Coverage of water quality affected habitations - NRDWP, ICDS Blocks Operational (Cum.), Anganwadis Functional (Cum.), Area Covered under Plantation (Public and Forest Lands), Seedlings planted (Public and Forest Lands), Road constructed- PMGSY, Pumps sets energized, Electricity supplied

Poor

Number of SHGs provided Revolving Fund (RF) during the financial year - NRLM, Food Security:Targeted Public Distribution System(TPDS), Food Security:Antodaya Anna Yojana(AAY), Food Security:Targeted Public Distribution System (Only BPL), Houses constructed - IAY, Houses constructed - EWS/LIG, SC families assisted - under SCA to SCSP & NSFDC

28. TRIPURA

Very Good

Food Security:Targeted Public Distribution System(TPDS), Food Security:Antodaya Anna Yojana(AAY), Food Security:Targeted Public Distribution System (Only BPL), ICDS Blocks Operational (Cum.), Anganwadis Functional (Cum.), Electricity supplied

Poor

Number of SHGs promoted (new and revived) during the financial year - NRLM, Number of SHGs provided Revolving Fund (RF) during the financial year - NRLM, Food Security:National Food Security Act(Normal)-NFSA, Food Security:National Food Security Act(Tide Over)-NFSA, Houses constructed - IAY, Habitations covered (Partially covered & Slipped back) - NRDWP, Coverage of water quality affected habitations - NRDWP, SC families assisted - under SCA to SCSP & NSFDC, Area Covered under Plantation (Public and Forest Lands), Seedlings planted (Public and Forest Lands), Road constructed- PMGSY, Villages electrified - DDUGJY

29. UTTARAKHAND

Very Good

Number of SHGs promoted (new and revived) during the financial year - NRLM, Food Security:Targeted Public Distribution System(TPDS), Food Security:Antodaya Anna Yojana(AAY), Food Security:Targeted Public Distribution System (Only BPL), Houses constructed - IAY, SC families assisted - under SCA to SCSP & NSFDC, ICDS Blocks Operational (Cum.), Anganwadis Functional (Cum.), Area Covered under Plantation (Public and Forest Lands), Seedlings planted (Public and Forest Lands), Road constructed-PMGSY, Pumps sets energized, Electricity supplied

Good

Habitations covered (Partially covered & Slipped back) - NRDWP

Poor

Number of SHGs provided Revolving Fund (RF) during the financial year - NRLM, Number of SHGs provided Community Investment Fund (CIF) during the financial year - NRLM, Houses constructed - EWS/LIG, Coverage of water quality affected habitations - NRDWP,

30. UTTAR PRADESH

Very Good

Number of SHGs promoted (new and revived) during the financial year - NRLM, Number of SHGs provided Revolving Fund (RF) during the financial year - NRLM, Food Security:Targeted Public Distribution System(TPDS), Food Security:Antodaya Anna Yojana(AAY), Food Security:Targeted Public Distribution System (Only BPL), ICDS Blocks Operational (Cum.), Anganwadis Functional (Cum.), Area Covered under Plantation (Public and Forest Lands), Seedlings planted (Public and Forest Lands), Road constructed-PMGSY

Good

Electricity supplied

Poor

Houses constructed - IAY, Houses constructed - EWS/LIG, Habitations covered (Partially covered & Slipped back) - NRDWP, Coverage of water quality affected habitations - NRDWP, SC families assisted - under SCA to SCSP & NSFDC, Villages electrified - DDUGJY, Pumps sets energized

31. WEST BENGAL

Very Good

Food Security:Targeted Public Distribution System(TPDS), Food Security:Antodaya Anna Yojana(AAY), Food Security:Targeted Public Distribution System (Only BPL), Houses constructed - IAY, Houses constructed - EWS/LIG, Coverage of water quality affected habitations - NRDWP, SC families assisted - under SCA to SCSP & NSFDC, ICDS Blocks Operational (Cum.), Anganwadis Functional (Cum.), Area Covered under Plantation (Public and Forest Lands), Seedlings planted (Public and Forest Lands), Road constructed- PMGSY, Villages electrified - DDUGJY, Pumps sets energized, Electricity supplied

Poor

Number of SHGs provided Revolving Fund (RF) during the financial year - NRLM, Number of SHGs provided Community Investment Fund (CIF) during the financial year - NRLM, Food Security:National Food Security Act(Normal)-NFSA, Habitations covered (Partially covered & Slipped back) - NRDWP

32. ANDAMAN AND NICOBAR ISLANDS

Very Good

Habitations covered (Partially covered & Slipped back) - NRDWP, ICDS Blocks Operational (Cum.), Anganwadis Functional (Cum.), Area Covered under Plantation (Public and Forest Lands), Seedlings planted (Public and Forest Lands)

Good

Food Security:Targeted Public Distribution System(TPDS), Food Security:Antodaya Anna Yojana(AAY), Food Security:Targeted Public Distribution System (Only BPL)

Poor

Houses constructed - IAY, Electricity supplied

33. CHANDIGARH

Very Good

Food Security:Targeted Public Distribution System(TPDS), Food Security:National Food Security Act(Normal)-NFSA, Food Security:National Food Security Act(Tide Over)-NFSA, SC families assisted - under SCA to SCSP & NSFDC, ICDS Blocks Operational (Cum.), Anganwadis Functional (Cum.), Area Covered under Plantation (Public and Forest Lands), Seedlings planted (Public and Forest Lands), Electricity supplied

Poor

Houses constructed - EWS/LIG,

34. DADRA AND NAGAR HAVELI

Very Good

Food Security:Targeted Public Distribution System(TPDS), Food Security:Antodaya Anna Yojana(AAY), Food Security:Targeted Public Distribution System (Only BPL), ICDS Blocks Operational (Cum.), Anganwadis Functional (Cum.), Electricity supplied

Poor

Houses constructed - IAY, Houses constructed - EWS/LIG, SC families assisted - under SCA to SCSP & NSFDC, Area Covered under Plantation (Public and Forest Lands), Seedlings planted (Public and Forest Lands), Pumps sets energized

35. DAMAN AND DIU

Very Good

ICDS Blocks Operational (Cum.), Anganwadis Functional (Cum.), Pumps sets energized, Electricity supplied

Poor

Food Security:Targeted Public Distribution System(TPDS), Food Security:Antodaya Anna Yojana(AAY), Food Security:Targeted Public Distribution System (Only BPL), Houses constructed - IAY, SC families assisted - under SCA to SCSP & NSFDC, Area Covered under Plantation (Public and Forest Lands), Seedlings planted (Public and Forest Lands)

36. LAKSHADWEEP

Very Good

Houses constructed - IAY, ICDS Blocks Operational (Cum.), Anganwadis Functional (Cum.), Electricity supplied

Poor

Food Security:Targeted Public Distribution System(TPDS), Food Security:Antodaya Anna Yojana(AAY), Food Security:Targeted Public Distribution System (Only BPL), Food Security:National Food Security Act(Normal)-NFSA, Food Security:National Food Security Act(Tide Over)-NFSA, Area Covered under Plantation (Public and Forest Lands), Seedlings planted (Public and Forest Lands)

TWENTY POINT PROGRAMME - 2006

PART - II

ITEM-WISE PERFORMANCE

Table - 1

Employment generation under the NREG Scheme

Sl. No.	State/UT Name	No. of job cards issued (Number) April 2015-September 2015	Achievement as reported till June 2015	Employment generated (Number) April 2015-September 2015	Achievement as reported till June 2015	Wages given (Rupees) April 2015-September 2015	Achievement as reported till June 2015
(1)	(2)	(3)	(4)	(5)	(6)	(7)	(8)
1	ANDHRA PRADESH	1,76,232	1,49,471	13,99,80,000	10,42,67,000	16,80,25,80,000	12,67,95,12,000
2	ARUNACHAL PRADESH	0	NR	0	NR	0	NR
3	ASSAM	82,121	27,511	1,55,21,000	54,38,000	2,97,70,20,000	83,30,24,000
4	BIHAR	1,92,616	73,282	2,04,88,000	65,20,000	4,08,79,07,000	1,49,52,07,000
5	CHHATISGARH	0 @	NR	2,21,000	NR	2,78,16,000	NR
7	GOA	250	101	72,761	33,636	1,58,10,000	63,93,000
8	GUJARAT	1,203	899	47,19,000	30,000	75,22,19,000	38,12,000
9	HARYANA	0 @	0	22,61,000	9,05,000	57,90,56,000	22,13,77,000
10	HIMACHAL PRADESH	0 @	0	1,03,00,000	39,88,000	1,85,77,04,000	1,04,71,30,000
11	JAMMU AND KASHMIR	17,735	5,010	31,56,000	3,48,200	1,47,75,00,000	20,80,00,000
12	JHARKHAND	NR	NR	NR	NR	NR	NR
13	KARNATAKA	55,049	0	76,78,000	16,20,000	4,11,60,32,000	1,07,59,09,000
14	KERALA	92,279	39,496	2,72,50,583	63,22,584	7,65,11,32,000	2,88,57,72,000
15	MADHYA PRADESH	0	0	0	0	0	0
16	MAHARASHTRA	1,36,217	38,221	3,53,72,288	2,35,51,939	6,62,72,96,000	3,82,16,92,000
17	MANIPUR	NR	NR	NR	NR	NR	NR
18	MEGHALAYA	5,148	0	38,33,172	1,71,447	1,40,66,99,000	0
19	MIZORAM	1,81,401	NR	3,00,43,304	NR	51,62,16,600	NR
20	NAGALAND	NR	NR	NR	NR	NR	NR
21	ODISHA	81,296	29,049	2,50,92,000	1,06,00,000	6,07,40,10,000	3,64,25,35,000
22	PUDUCHERRY	NR	NR	NR	NR	NR	NR
23	PUNJAB	16,578	5,754	48,42,000	17,52,000	1,50,97,78,000	74,75,91,000
24	RAJASTHAN	34,019	16,774	11,49,03,000	5,85,84,000	21,05,43,80,000	5,96,42,38,000
25	SIKKIM	197	47	8,33,499	1,94,998	11,69,31,000	3,54,21,000
26	TAMIL NADU	1,75,832	40,467	19,78,80,000	8,24,50,000	25,10,99,14,000	10,19,21,11,000
27	TELANGANA	47,227	30,898	7,09,78,000	5,85,04,000	8,88,03,53,000	7,24,59,68,000
28	TRIPURA	0 #	0	0 #	0	0 #	0
29	UTTARAKHAND	17,938	6,195	75,78,400	25,82,600	1,50,54,90,900	62,29,76,400
30	UTTAR PRADESH	1,73,732	91,490	8,76,40,117	2,94,69,672	14,45,34,52,000	5,10,66,02,000
31	WEST BENGAL	11,15,077	10,52,954	4,50,67,817	1,18,05,817	19,59,17,33,000	0
32	ANDAMAN AND NICOBAR ISLANDS	297	252	2,09,614	82,922	8,62,24,000	5,11,96,000
33	DADRA AND NAGAR HAVELI	0	0	554	554	0	0
34	LAKSHADWEEP	0 #	0	1055 #	1,055	3,40,000 #	3,40,000
Grand Total		26,02,444	16,07,871	85,59,22,164	40,92,23,424	1,47,27,75,93,500	57,88,68,06,400

Note:

NR Not Reported

Figures reported earlier have been repeated

@ Both State & MoRD have provided negative figure therefore zero figure has been accepted

Table - 2(A)

National Rural Livelihood Mission (NRLM)
Number of SHGs promoted (new and revived) during the financial year
(Unit: Number)

		Target		Achievement		Percent Achievement
Sl. No.	State/UT Name	2015-2016	April 2015-September 2015	April 2015-September 2015	Achievement as reported till June 2015	April 2015-September 2015
(1)	(2)	(3)	(4)	(5)	(6)	(5)/(4)
1	ANDHRA PRADESH	-	-	0	0	-
2	ARUNACHAL PRADESH	150	53	0	NR	0
3	ASSAM	11,305	3,956	5,238	2,422	132
4	BIHAR	22,551	7,892	2,276	1,473	29
5	CHHATISGARH	12,960	4,536	0	NR	0
6	GUJARAT	9,443	3,305	8,732	2,044	264
7	HARYANA	1,270	444	552	337	124
8	HIMACHAL PRADESH	300	105	1,316	0	1,253
9	JAMMU AND KASHMIR	20,250	7,088	2,259	0	32
10	JHARKHAND	14,107	4,938	NR	NR	0
11	KARNATAKA	9,000	3,150	0	0	0
12	KERALA	-	-	0	0	-
13	MADHYA PRADESH	37,500	13,125	0	0	0
14	MAHARASHTRA	48,655	17,029	14,350	5,451	84
15	MANIPUR	300	106	NR	NR	0
16	MEGHALAYA	650	228	69	6	30
17	MIZORAM	1,117	392	0	NR	0
18	NAGALAND	1,700	594	NR	NR	0
19	ODISHA	85,900	30,065	0	0	0
20	PUDUCHERRY	220	76	NR	NR	0
21	PUNJAB	800	279	369	146	132
22	RAJASTHAN	5,496	1,923	2686 #	2,686	140
23	SIKKIM	-	-	10	10	-
24	TAMIL NADU	5,350	1,872	17,123	8,008	915
25	TELANGANA	-	-	1,879	1,879	-
26	TRIPURA	1,040	363	0 #	0	0
27	UTTARAKHAND	500	174	333	142	191
28	UTTAR PRADESH	12,522	4,381	32,501	11,722	742
29	WEST BENGAL	-	-	10,224	4,141	-
Grand Total		3,03,086	1,06,074	99,917	40,467	94

Very Good:(90% or above of targets)

ASSAM, GUJARAT, HARYANA, HIMACHAL PRADESH, PUNJAB, RAJASTHAN, TAMIL NADU, UTTARAKHAND, UTTAR PRADESH

Good:(Between 80% to 90% targets)

MAHARASHTRA

Poor:(Below 80% of targets)

ARUNACHAL PRADESH, BIHAR, CHHATISGARH, JAMMU AND KASHMIR, JHARKHAND, KARNATAKA, MADHYA PRADESH, MANIPUR, MEGHALAYA, MIZORAM, NAGALAND, ODISHA, PUDUCHERRY, TRIPURA

Note:

NR Not Reported

Figures reported earlier have been repeated

NRLM: No. of SHGs Promoted (New & Revived)

Off take

% Achievement of Target
During April 2015 - September 2015

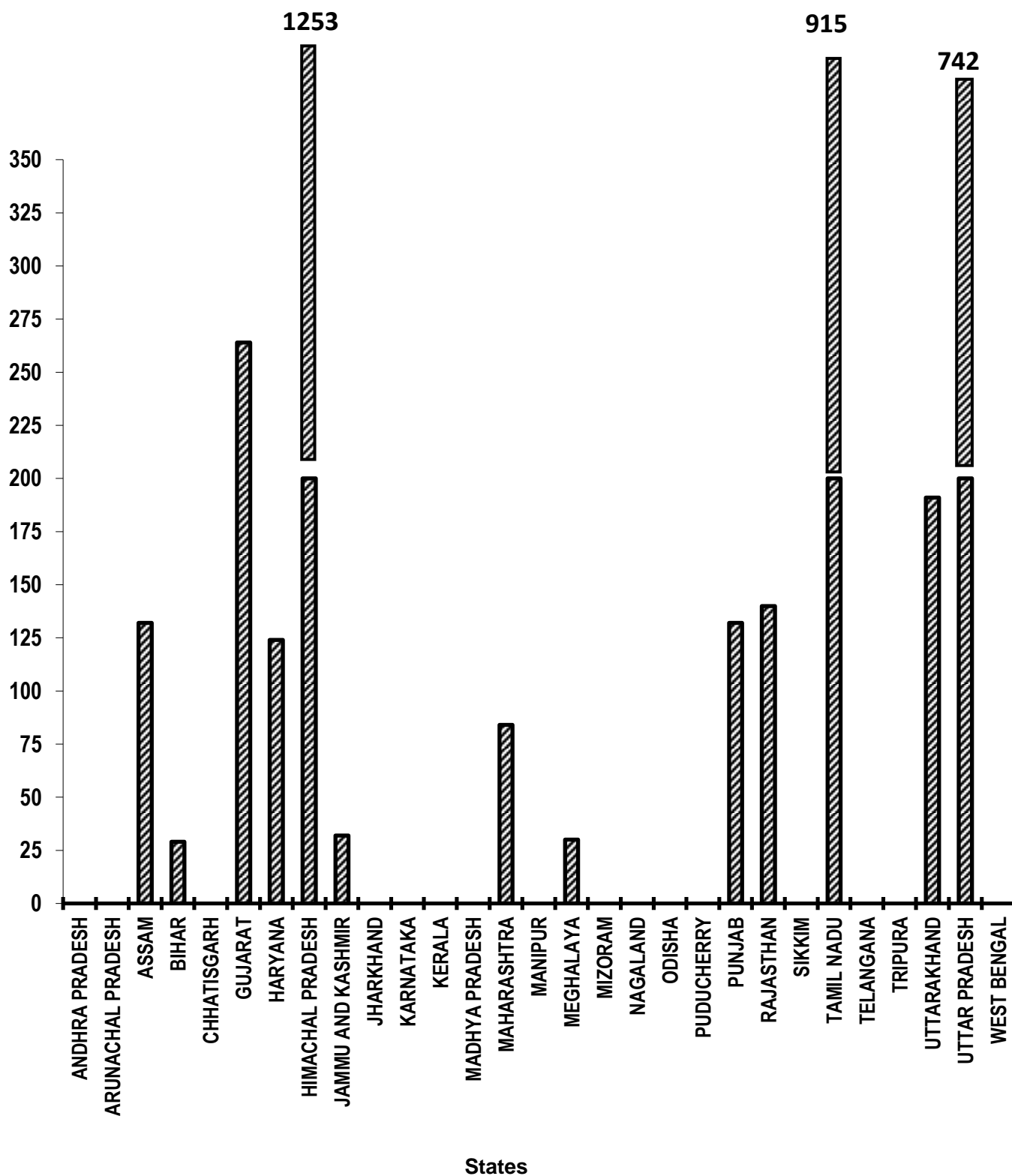


Table - 2(B)

National Rural Livelihood Mission (NRLM)
Number of SHGs provided Revolving Fund (RF) during the financial year
(Unit: Number)

Sl. No.	State/UT Name	Target		Achievement		Percent Achievement
		2015-2016	April 2015-September 2015	April 2015-September 2015	Achievement as reported till June 2015	April 2015-September 2015
(1)	(2)	(3)	(4)	(5)	(6)	(5)/(4)
1	ANDHRA PRADESH	-	-	0	0	-
2	ARUNACHAL PRADESH	-	-	0	NR	-
3	ASSAM	15,600	5,460	8,113	3,998	149
4	BIHAR	-	-	18,604	402	-
5	CHHATISGARH	6,300	2,205	0	NR	0
6	GUJARAT	4,000	1,399	4,092	1,063	292
7	HARYANA	730	256	505	207	197
8	HIMACHAL PRADESH	300	105	476	0	453
9	JAMMU AND KASHMIR	20,250	7,088	1,765	0	25
10	JHARKHAND	12,099	4,236	NR	NR	0
11	KARNATAKA	3,333	1,167	0	0	0
12	KERALA	-	-	0	0	-
13	MADHYA PRADESH	30,000	10,500	0	0	0
14	MAHARASHTRA	24,587	8,606	7,172	2,154	83
15	MANIPUR	-	-	NR	NR	-
16	MEGHALAYA	450	158	11	0	7
17	MIZORAM	400	140	0	NR	0
18	NAGALAND	-	-	NR	NR	-
19	ODISHA	7,120	2,492	0	0	0
20	PUDUCHERRY	326	113	NR	NR	0
21	PUNJAB	890	311	196	70	63
22	RAJASTHAN	-	-	1861 #	1,861	-
23	SIKKIM	-	-	0	0	-
24	TAMIL NADU	7,500	2,625	9,759	3,528	372
25	TELANGANA	1,840	643	0	0	0
26	TRIPURA	602	210	0 #	0	0
27	UTTARAKHAND	340	118	89	64	75
28	UTTAR PRADESH	150	53	4455 #	4,455	8,406
29	WEST BENGAL	21,057	7,370	3353 #	3,353	45
Grand Total		1,57,874	55,255	60,451	21,155	109

Very Good:(90% or above of targets)

ASSAM, GUJARAT, HARYANA, HIMACHAL PRADESH, TAMIL NADU, UTTAR PRADESH

Good:(Between 80% to 90% targets)

MAHARASHTRA

Poor:(Below 80% of targets)

CHHATISGARH, JAMMU AND KASHMIR, JHARKHAND, KARNATAKA, MADHYA PRADESH, MEGHALAYA, MIZORAM, ODISHA, PUDUCHERRY, PUNJAB, TELANGANA, TRIPURA, UTTARAKHAND, WEST BENGAL

Note:

NR Not Reported

Figures reported earlier have been repeated

NRLM: No. of SHGs Provided Revolving Fund

% Achievement of Target

During April 2015 - September 2015

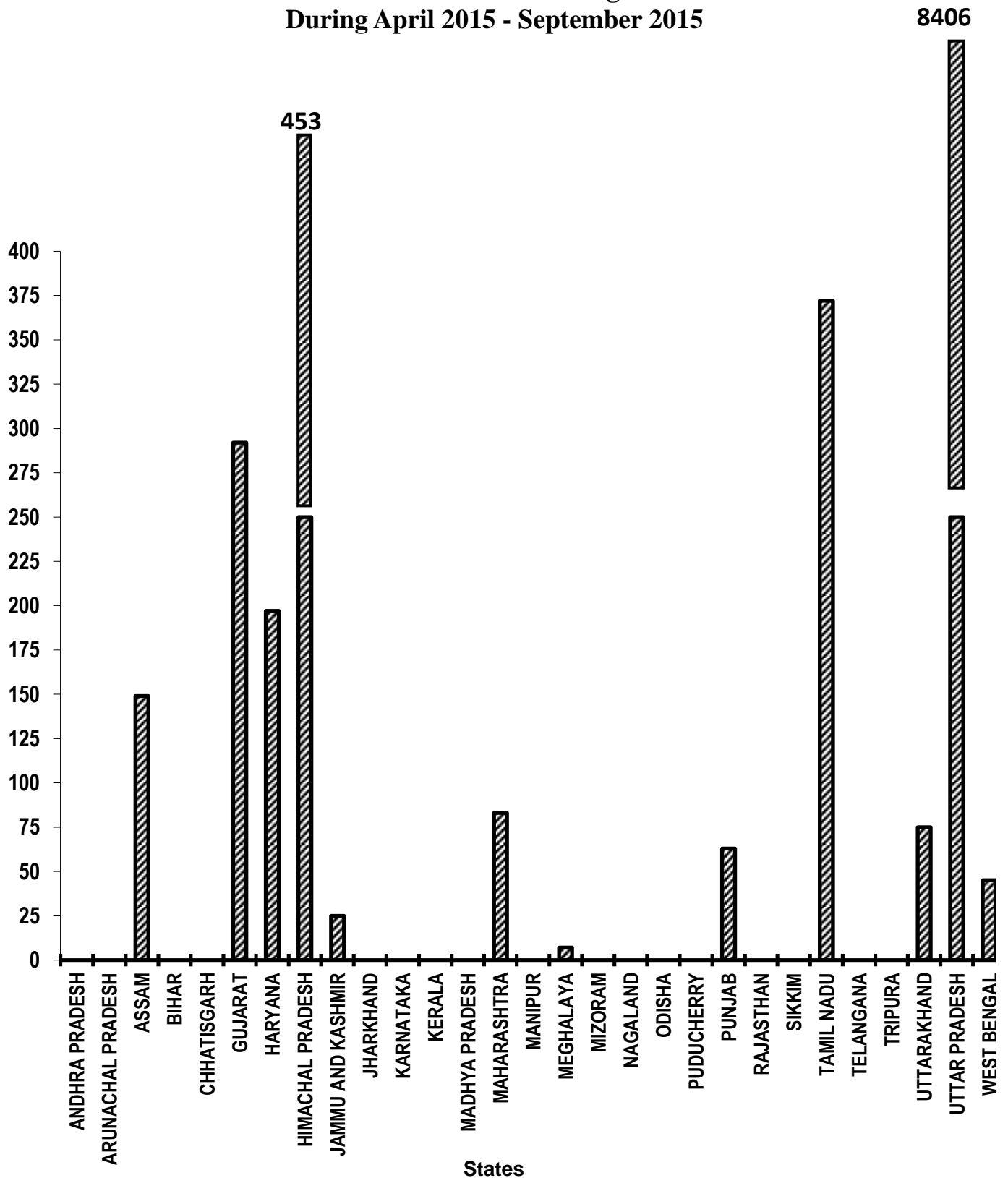


Table - 2(C)

National Rural Livelihood Mission (NRLM)
Number of SHGs provided Community Investment Fund (CIF) during the financial year
(Unit: Number)

Sl. No.	State/UT Name	Target		Achievement		Percent Achievement
		2015-2016	April 2015-September 2015	April 2015-September 2015	Achievement as reported till June 2015	April 2015-September 2015
(1)	(2)	(3)	(4)	(5)	(6)	(5)/(4)
1	ANDHRA PRADESH	-	-	0	0	-
2	ARUNACHAL PRADESH	-	-	0	NR	-
3	ASSAM	9,150	3,204	7,784	4,887	243
4	BIHAR	42,872	15,005	18,451	402	123
5	CHHATISGARH	5,352	1,874	0	NR	0
6	GUJARAT	3,050	1,067	274	6	26
7	HARYANA	-	-	229	175	-
8	HIMACHAL PRADESH	150	53	79	0	149
9	JAMMU AND KASHMIR	20,250	7,088	1,547	0	22
10	JHARKHAND	11,912	4,169	NR	NR	0
11	KARNATAKA	-	-	0	0	-
12	KERALA	-	-	0	0	-
13	MADHYA PRADESH	19,000	6,651	0	0	0
14	MAHARASHTRA	4,920	1,722	967 #	967	56
15	MANIPUR	-	-	NR	NR	-
16	MEGHALAYA	165	58	0	0	0
17	MIZORAM	-	-	0	NR	-
18	NAGALAND	-	-	NR	NR	-
19	ODISHA	57,210	20,023	0	0	0
20	PUDUCHERRY	500	174	NR	NR	0
21	PUNJAB	806	283	31	0	11
22	RAJASTHAN	2,200	771	1260 #	1,260	163
23	SIKKIM	-	-	0	0	-
24	TAMIL NADU	7,650	2,677	0	0	0
25	TELANGANA	-	-	0	0	-
26	TRIPURA	-	-	0 #	0	-
27	UTTARAKHAND	200	69	0	0	0
28	UTTAR PRADESH	-	-	1,746	716	-
29	WEST BENGAL	3,431	1,202	714	703	59
Grand Total		1,88,818	66,090	33,082	9,116	50

Very Good: (90% or above of targets)

ASSAM, BIHAR, HIMACHAL PRADESH, RAJASTHAN

Poor: (Below 80% of targets)

CHHATISGARH, GUJARAT, JAMMU AND KASHMIR, JHARKHAND, MADHYA PRADESH, MAHARASHTRA, MEGHALAYA, ODISHA, PUDUCHERRY, PUNJAB, TAMIL NADU, UTTARAKHAND, WEST BENGAL

Note:

NR Not Reported

Figures reported earlier have been repeated

NRLM: No. of SHGs Provided Community Investment Fund (CIF)

% Achievement of Target
During April 2015- September 2015

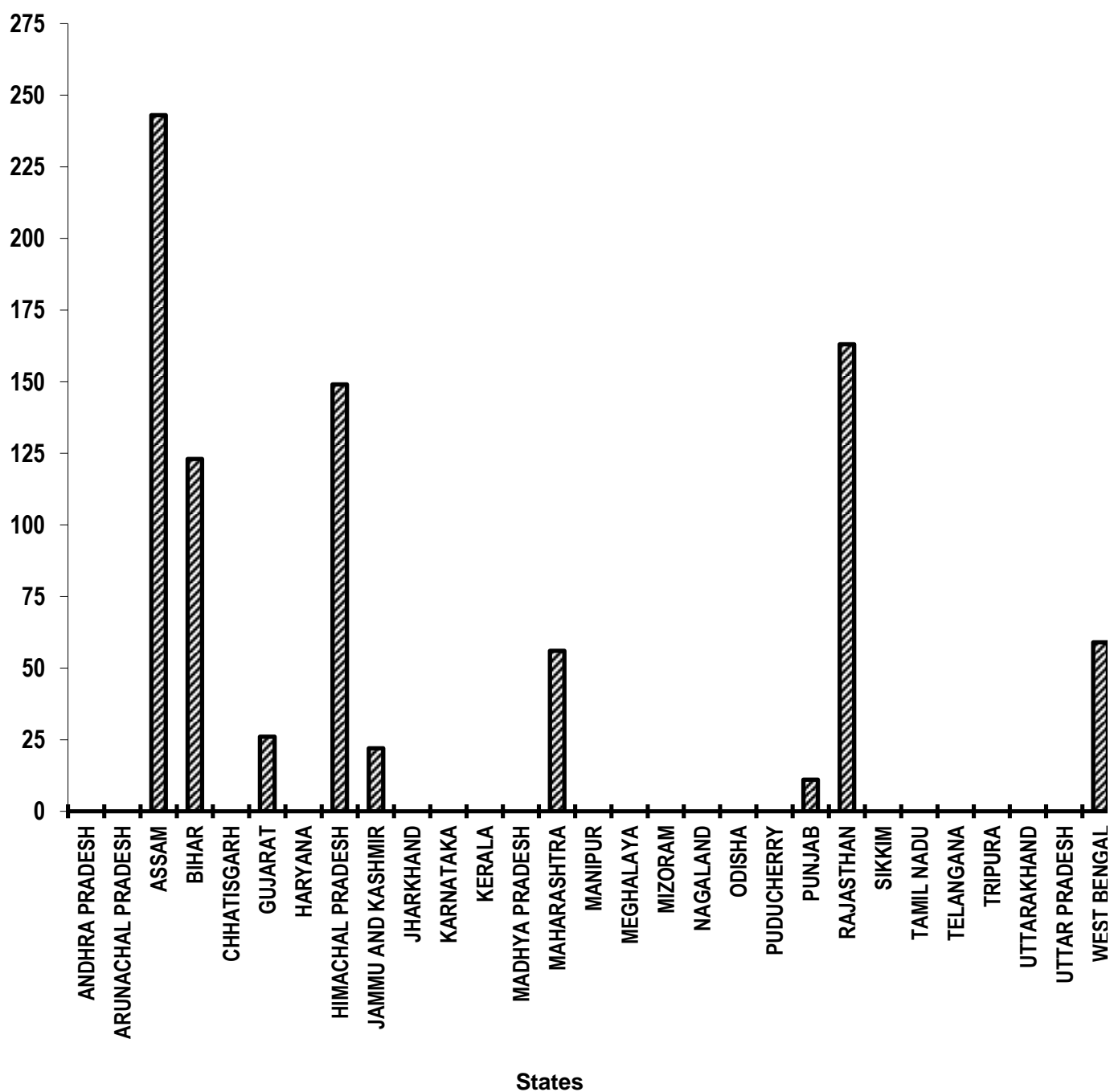


Table - 3(A)

Distribution of waste land to the landless
(Unit: Hectare)

Sl. No.	State/UT Name	Total Land Distributed (Hectare) April 2015-September 2015	Achievement as reported till June 2015
(1)	(2)	(3)	(4)
1	ANDHRA PRADESH	0	0
2	ARUNACHAL PRADESH	0	NR
3	ASSAM	0	0
4	BIHAR	1	1
5	CHHATISGARH	0	NR
6	DELHI	0	0
7	GOA	0	0
8	GUJARAT	0	0
9	HARYANA	0	0
10	JAMMU AND KASHMIR	0	0
11	JHARKHAND	NR	NR
12	KARNATAKA	0	0
13	KERALA	0	0
14	MADHYA PRADESH	0	0
15	MAHARASHTRA	0	0
16	MANIPUR	NR	NR
17	MEGHALAYA	0	0
18	MIZORAM	0	NR
19	NAGALAND	NR	NR
20	ODISHA	56	17
21	PUDUCHERRY	NR	NR
22	PUNJAB	0	0
23	RAJASTHAN	0	0
24	SIKKIM	0	0
25	TAMIL NADU	0	0
26	TELANGANA	639	373
27	TRIPURA	0 #	0
28	UTTARAKHAND	0	0
29	UTTAR PRADESH	294	46
30	WEST BENGAL	468	158
31	ANDAMAN AND NICOBAR ISLANDS	0	0
32	CHANDIGARH	0	0
33	DADRA AND NAGAR HAVELI	0 #	0
34	DAMAN AND DIU	0	0
35	LAKSHADWEEP	0 #	0
Grand Total		1,458	595

Note:

NR Not Reported

Figures reported earlier have been repeated

Table - 3(B)

Distribution of waste land to the landless

Sl. No.	State/UT Name	Land Distributed to SC (Hectare) April 2015- September 2015	Achievement as reported till June 2015	Land Distributed to ST (Hectare) April 2015- September 2015	Achievement as reported till June 2015	Land Distributed to Others (Hectare) April 2015- September 2015	Achievement as reported till June 2015
		(3)	(4)	(5)	(6)	(7)	(8)
1	ANDHRA PRADESH	0	0	0	0	0	0
2	ARUNACHAL PRADESH	0	NR	0	NR	0	NR
3	ASSAM	0	0	0	0	0	0
4	BIHAR	1	1	0	0	0	0
5	CHHATISGARH	0	NR	0	NR	0	NR
6	DELHI	0	0	0	0	0	0
7	GOA	0	0	0	0	0	0
8	GUJARAT	0	0	0	0	0	0
9	HARYANA	0	0	0	0	0	0
10	JAMMU AND KASHMIR	0	0	0	0	0	0
11	JHARKHAND	NR	NR	0	NR	NR	NR
12	KARNATAKA	0	0	0	0	0	0
13	KERALA	0	0	0	0	0	0
14	MADHYA PRADESH	0	0	0	0	0	0
15	MAHARASHTRA	0	0	0	0	0	0
16	MANIPUR	NR	NR	NR	NR	NR	NR
17	MEGHALAYA	0	0	0	0	0	0
18	MIZORAM	0	NR	NR	NR	NR	NR
19	NAGALAND	NR	NR	0	NR	0	NR
20	ODISHA	16	3	33	9	7	5
21	PUDUCHERRY	NR	NR	NR	NR	NR	NR
22	PUNJAB	0	0	0	0	0	0
23	RAJASTHAN	0	0	0	0	0	0
24	SIKKIM	0	0	0	0	0	0
25	TAMIL NADU	0	0	0	0	0	0
26	TELANGANA	639	373	0	0	0	0
27	TRIPURA	0 #	0	0 #	0	0 #	0
28	UTTARAKHAND	0	0	0	0	0	0
29	UTTAR PRADESH	125	18	0	0	169	28
30	WEST BENGAL	156	59	38	28	273	71
31	ANDAMAN AND NICOBAR ISLANDS	0	0	0	0	0	0
32	CHANDIGARH	0	0	0	0	0	0
33	DADRA AND NAGAR HAVELI	0	0	0	0	0	0
34	DAMAN AND DIU	0 #	0	0 #	0	0 #	0
35	LAKSHADWEEP	59	59	0	0	0	0
Grand Total		996	513	71	37	449	104

Note : NR Not Reported

Table - 4(A)

Minimum Wages Enforcement (including Farm Labour)

Sl. No.	State/UT Name	Agriculture and Farm Workers: Inspections made (Number) April 2015-September 2015	Achievement as reported till June 2015	Agriculture and Farm Workers: Irregularities detected (Number) April 2015-September 2015	Achievement as reported till June 2015	Agriculture and Farm Workers: Irregularities rectified (Number) April 2015-September 2015	Achievement as reported till June 2015
(1)	(2)	(3)	(4)	(5)	(6)	(7)	(8)
1	ANDHRA PRADESH	NR	NR	NR	NR	NR	NR
2	ARUNACHAL PRADESH	NR	NR	NR	NR	NR	NR
3	ASSAM	NR	NR	NR	NR	NR	NR
4	BIHAR	38433 *	NR	10884 *	NR	11673 *	NR
5	CHHATISGARH	NR	NR	NR	NR	NR	NR
6	DELHI	NR	NR	NR	NR	NR	NR
7	GOA	NR	NR	NR	NR	NR	NR
8	GUJARAT	NR	NR	NR	NR	NR	NR
9	HARYANA	587 #	587	125 #	125	0 #	0
10	HIMACHAL PRADESH	NR	NR	NR	NR	NR	NR
11	JAMMU AND KASHMIR	306 *	274	19 *	4	0 *	0
12	JHARKHAND	NR	NR	NR	NR	NR	NR
13	KARNATAKA	NR	NR	NR	NR	NR	NR
14	KERALA	NR	NR	NR	NR	NR	NR
15	MADHYA PRADESH	NR	NR	NR	NR	NR	NR
16	MAHARASHTRA	NR	NR	NR	NR	NR	NR
17	MANIPUR	NR	NR	NR	NR	NR	NR
18	MEGHALAYA	NR	NR	NR	NR	NR	NR
19	MIZORAM	NR	NR	NR	NR	NR	NR
20	NAGALAND	NR	NR	NR	NR	NR	NR
21	ODISHA	NR	NR	NR	NR	NR	NR
22	PUDUCHERRY	NR	NR	NR	NR	NR	NR
23	PUNJAB	NR	NR	NR	NR	NR	NR
24	RAJASTHAN	NR	NR	NR	NR	NR	NR
25	SIKKIM	336 *	136	0 *	0	0 *	0
26	TAMIL NADU	55399 *	28,709	228 *	117	18 *	18
27	TELANGANA	NR	NR	NR	NR	NR	NR
28	TRIPURA	NR	NR	NR	NR	NR	NR
29	UTTARAKHAND	NR	NR	NR	NR	NR	NR
30	UTTAR PRADESH	NR	NR	NR	NR	NR	NR
31	WEST BENGAL	1579 *	676	1390 *	610	571 *	186
32	ANDAMAN AND NICOBAR ISLANDS	15 *	5	0 *	0	0 *	0
33	CHANDIGARH	28 *	3	48 *	3	0 *	0
34	DADRA AND NAGAR HAVELI	1 #	1	0 #	0	0 #	0
35	DAMAN AND DIU	NR	NR	NR	NR	NR	NR
36	LAKSHADWEEP	NR	NR	NR	NR	NR	NR
Grand Total		96,684	30,391	12,694	859	12,262	204

Note : NR Not Reported

* State Figure

Table - 4(B)

Minimum Wages Enforcement (including Farm Labour)
(Unit: Number)

Sl. No.	State/UT Name	Agriculture and Farm Workers: Claims filed (Number) April 2015-September 2015	Achievement as reported till June 2015	Agriculture and Farm Workers: Claims settled (Number) April 2015-September 2015	Achievement as reported till June 2015
		(3)	(4)	(5)	(6)
1	ANDHRA PRADESH	NR	NR	NR	NR
2	ARUNACHAL PRADESH	NR	NR	NR	NR
3	ASSAM	NR	NR	NR	NR
4	BIHAR	3187 *	NR	3286 *	NR
5	CHHATISGARH	NR	NR	NR	NR
6	DELHI	NR	NR	NR	NR
7	GOA	NR	NR	NR	NR
8	GUJARAT	NR	NR	NR	NR
9	HARYANA	18 #	18	40 #	40
10	HIMACHAL PRADESH	NR	NR	NR	NR
11	JAMMU AND KASHMIR	2 *	0	0 *	0
12	JHARKHAND	NR	NR	NR	NR
13	KARNATAKA	NR	NR	NR	NR
14	KERALA	NR	NR	NR	NR
15	MADHYA PRADESH	NR	NR	NR	NR
16	MAHARASHTRA	NR	NR	NR	NR
17	MANIPUR	NR	NR	NR	NR
18	MEGHALAYA	NR	NR	NR	NR
19	MIZORAM	NR	NR	NR	NR
20	NAGALAND	NR	NR	NR	NR
21	ODISHA	NR	NR	NR	NR
22	PUDUCHERRY	NR	NR	NR	NR
23	PUNJAB	NR	NR	NR	NR
24	RAJASTHAN	NR	NR	NR	NR
25	SIKKIM	0 *	0	0 *	0
26	TAMIL NADU	514 *	278	567 *	244
27	TELANGANA	NR	NR	NR	NR
28	TRIPURA	NR	NR	NR	NR
29	UTTARAKHAND	NR	NR	NR	NR
30	UTTAR PRADESH	NR	NR	NR	NR
31	WEST BENGAL	6 *	5	0 *	0
32	ANDAMAN AND NICOBAR ISLANDS	0 *	0	0 *	0
33	CHANDIGARH	0 *	0	2 *	0
34	DADRA AND NAGAR HAVELI	0 #	0	0 #	0
35	DAMAN AND DIU	NR	NR	NR	NR
36	LAKSHADWEEP	NR	NR	NR	NR
Grand Total		3,727	301	3,895	284

Note : NR Not Reported

* State Figure

Table - 4(C)

Minimum Wages Enforcement (including Farm Labour)

Sl. No.	State/UT Name	Agriculture and Farm Workers: Prosecution cases Pending (Number) April 2015-September 2015	Achievement as reported till June 2015	Agriculture and Farm Workers: Prosecution cases filed (Number) April 2015-September 2015	Achievement as reported till June 2015	Agriculture and Farm Workers: Prosecution cases decided (Number) April 2015-September 2015	
(1)	(2)	(3)	(4)	(5)	(6)	(7)	(8)
1	ANDHRA PRADESH	NR	NR	NR	NR	NR	NR
2	ARUNACHAL PRADESH	NR	NR	NR	NR	NR	NR
3	ASSAM	NR	NR	NR	NR	NR	NR
4	BIHAR	1896 *	NR	128 *	NR	42 *	NR
5	CHHATISGARH	NR	NR	NR	NR	NR	NR
6	DELHI	NR	NR	NR	NR	NR	NR
7	GOA	NR	NR	NR	NR	NR	NR
8	GUJARAT	NR	NR	NR	NR	NR	NR
9	HARYANA	2096 #	2,096	40 #	40	43 #	43
10	HIMACHAL PRADESH	NR	NR	NR	NR	NR	NR
11	JAMMU AND KASHMIR	738 *	708	27 *	19	12 *	12
12	JHARKHAND	NR	NR	NR	NR	NR	NR
13	KARNATAKA	NR	NR	NR	NR	NR	NR
14	KERALA	NR	NR	NR	NR	NR	NR
15	MADHYA PRADESH	NR	NR	NR	NR	NR	NR
16	MAHARASHTRA	NR	NR	NR	NR	NR	NR
17	MANIPUR	NR	NR	NR	NR	NR	NR
18	MEGHALAYA	NR	NR	NR	NR	NR	NR
19	MIZORAM	NR	NR	NR	NR	NR	NR
20	NAGALAND	NR	NR	NR	NR	NR	NR
21	ODISHA	NR	NR	NR	NR	NR	NR
22	PUDUCHERRY	NR	NR	NR	NR	NR	NR
23	PUNJAB	NR	NR	NR	NR	NR	NR
24	RAJASTHAN	NR	NR	NR	NR	NR	NR
25	SIKKIM	0 *	0	0 *	0	0 *	0
26	TAMIL NADU	1547 *	4,606	105 *	33	87 *	0
27	TELANGANA	NR	NR	NR	NR	NR	NR
28	TRIPURA	NR	NR	NR	NR	NR	NR
29	UTTARAKHAND	NR	NR	NR	NR	NR	NR
30	UTTAR PRADESH	NR	NR	NR	NR	NR	NR
31	WEST BENGAL	6503 *	792	498 *	193	91 *	27
32	ANDAMAN AND NICOBAR ISLANDS	0 *	0	0 *	0	0 *	0
33	CHANDIGARH	0 *	0	0 *	0	70 *	0
34	DADRA AND NAGAR HAVELI	0 #	0	0 #	0	0 #	0
35	DAMAN AND DIU	NR	NR	NR	NR	NR	NR
36	LAKSHADWEEP	NR	NR	NR	NR	NR	NR
Grand Total		12,780	8,202	798	285	345	140

Note : NR Not Reported

* State Figure

Table - 5(A)

Food security-Targeted Public Distribution system (APL+BPL+AAV)

Sl. No.	State/UT Name	Allocation of Food Grains (Tonnes) April 2015-September 2015	Off take (Tonnes) April 2015-September 2015	Achievement as reported till June 2015	Percentage of offtake w.r.t. Allocation of Food Grains
(1)	(2)	(3)	(4)	(5)	(6)
1	ANDHRA PRADESH	11,14,728	7,78,690	3,42,024	70
2	ARUNACHAL PRADESH	50,778	51,160	25,993	101
3	ASSAM	9,43,428	9,47,151	4,74,512	100
4	BIHAR	24,94,343	18,88,116	7,38,664	76
5	CHHATISGARH	6,92,028	6,92,028	3,46,014	100
6	DELHI	1,99,672	2,05,018	1,00,922	103
7	GOA	31,518	33,496	18,909	106
8	GUJARAT	10,42,554	9,14,333	4,96,366	88
9	HARYANA	3,97,500	4,09,049	2,33,399	103
10	HIMACHAL PRADESH	2,53,998	2,56,239	1,28,696	101
11	JAMMU AND KASHMIR	3,78,402	4,04,809	2,03,765	107
12	JHARKHAND	6,79,326	5,07,561	2,44,415	75
13	KARNATAKA	13,04,447	12,19,901	6,48,349	94
14	KERALA	7,36,344	7,35,156	3,75,371	100
15	MADHYA PRADESH	16,81,338	14,13,666	6,16,898	84
16	MAHARASHTRA	23,02,596	21,32,772	10,35,658	93
17	MANIPUR	85,476	84,552	40,106	99
18	MEGHALAYA	94,290	94,048	46,939	100
19	MIZORAM	35,070	35,013	18,689	100
20	NAGALAND	63,438	69,982	35,212	110
21	ODISHA	10,95,936	10,32,490	5,11,555	94
22	PUDUCHERRY	30,156	4,526	2,380	15
23	PUNJAB	4,35,060	71,250	31,146	16
24	RAJASTHAN	13,95,786	13,39,075	6,74,003	96
25	SIKKIM	22,140	21,942	9,758	99
26	TAMIL NADU	18,61,416	15,86,168	6,89,059	85
27	TELANGANA	7,96,680	1,84,299	86,681	23
28	TRIPURA	1,48,933	1,39,673	71,363	94
29	UTTARAKHAND	2,55,996	2,70,173	1,36,870	106
30	UTTAR PRADESH	36,34,260	34,77,908	17,05,173	96
31	WEST BENGAL	18,37,532	17,90,877	8,26,361	97
32	ANDAMAN AND NICOBAR ISLANDS	17,010	14,825	7,606	87
33	CHANDIGARH	13,005	13,564	6,978	104
34	DADRA AND NAGAR HAVELI	5,232	5,807	2,313	111
35	DAMAN AND DIU	2,826	368	202	13
36	LAKSHADWEEP	2,310	1,425	1,040	62
Grand Total		2,61,35,552	2,28,27,110	1,09,33,389	87

Very Good:(90% or above of targets)

ARUNACHAL PRADESH, ASSAM, CHHATISGARH, DELHI, GOA, HARYANA, HIMACHAL PRADESH, JAMMU AND KASHMIR, KARNATAKA, KERALA, MAHARASHTRA, MANIPUR, MEGHALAYA, MIZORAM, NAGALAND, ODISHA, RAJASTHAN, SIKKIM, TRIPURA, UTTARAKHAND, UTTAR PRADESH, WEST BENGAL, CHANDIGARH, DADRA AND NAGAR HAVELI

Good:(Between 80% to 90% targets)

GUJARAT, MADHYA PRADESH, TAMIL NADU, ANDAMAN AND NICOBAR ISLANDS

Poor:(Below 80% of targets)

ANDHRA PRADESH, BIHAR, JHARKHAND, PUDUCHERRY, PUNJAB, TELANGANA, DAMAN AND DIU, LAKSHADWEEP

Food Security: Targeted Public Distribution System (APL+BPL+AAY)

Off take

% Achievement of Target
During April 2015 - September 2015

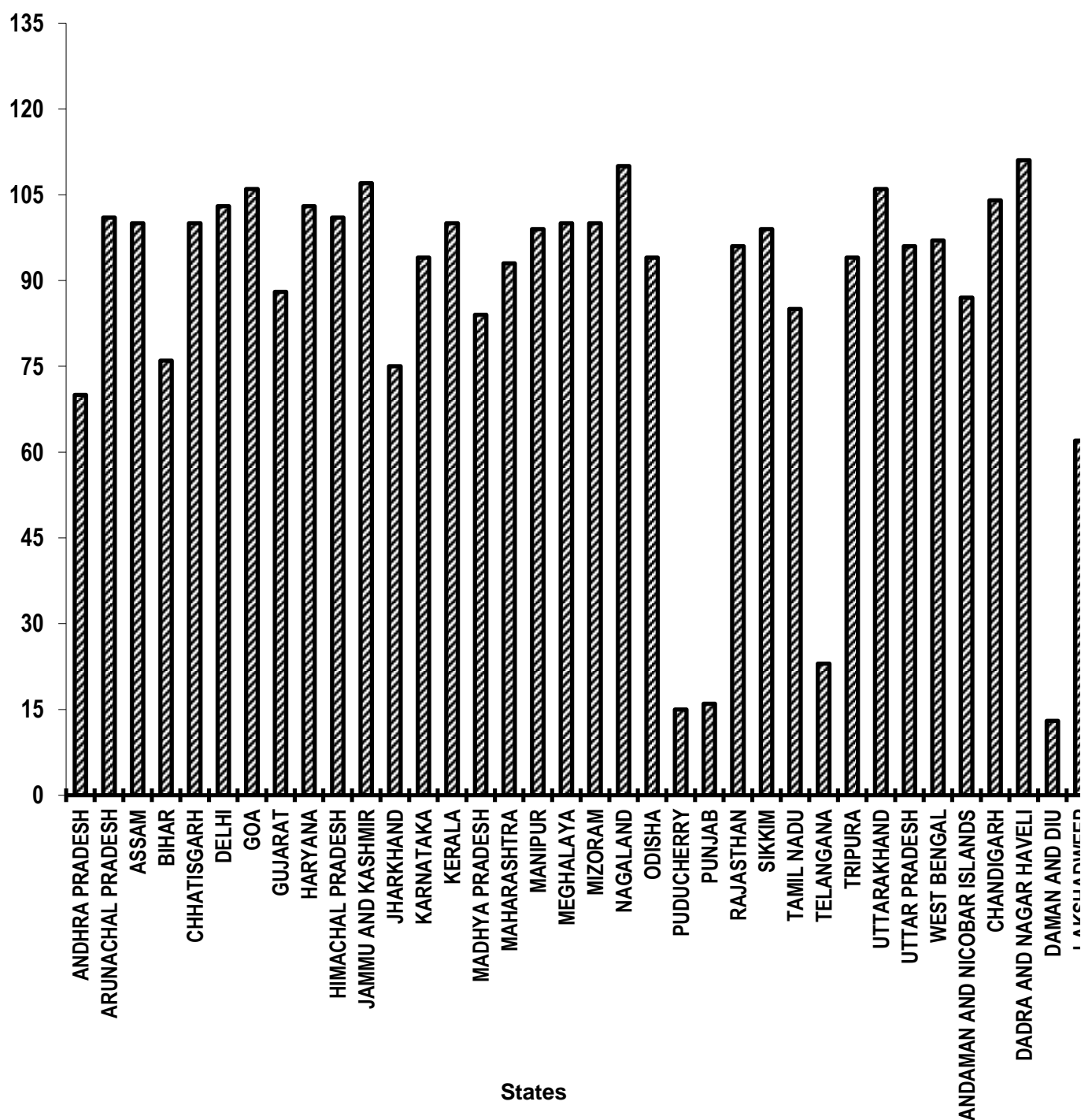


Table - 5(B)

Food security-Targeted Public Distribution system (only AAY)

Sl. No.	State/UT Name	Allocation of Food Grains (Tonnes) April 2015-September 2015	Off take (Tonnes) April 2015-September 2015	Achievement as reported till June 2015	Percentage of offtake w.r.t. Allocation of Food Grains
(1)	(2)	(3)	(4)	(5)	(6)
1	ANDHRA PRADESH	1,90,788	1,72,605	83,188	90
2	ARUNACHAL PRADESH	7,986	8,085	4,140	101
3	ASSAM	1,47,846	1,49,171	74,506	101
4	BIHAR	0	0	0	-
5	CHHATISGARH	0	0	0	-
6	DELHI	0	0	0	-
7	GOA	3,054	3,037	1,707	99
8	GUJARAT	1,63,146	1,61,333	81,634	99
9	HARYANA	0	0	0	-
10	HIMACHAL PRADESH	0	0	0	-
11	JAMMU AND KASHMIR	53,694	69,242	30,252	129
12	JHARKHAND	1,92,762	1,90,265	91,189	99
13	KARNATAKA	0	0	0	-
14	KERALA	1,25,130	1,24,002	64,259	99
15	MADHYA PRADESH	0	0	0	-
16	MAHARASHTRA	0	0	0	-
17	MANIPUR	13,362	13,362	6,724	100
18	MEGHALAYA	14,742	14,742	7,371	100
19	MIZORAM	5,460	5,141	3,253	94
20	NAGALAND	9,984	10,753	5,380	108
21	ODISHA	2,63,282	2,62,915	1,32,145	100
22	PUDUCHERRY	6,774	2,600	1,100	38
23	PUNJAB	0	0	0	-
24	RAJASTHAN	0	0	0	-
25	SIKKIM	3,468	3,468	1,734	100
26	TAMIL NADU	3,91,572	4,28,763	1,95,574	109
27	TELANGANA	1,36,356	19,036	11,467	14
28	TRIPURA	19,800	23,760	11,530	120
29	UTTARAKHAND	40,092	38,624	19,461	96
30	UTTAR PRADESH	8,59,848	8,59,695	4,29,617	100
31	WEST BENGAL	2,44,203	2,43,819	1,32,100	100
32	ANDAMAN AND NICOBAR ISLANDS	870	704	351	81
33	CHANDIGARH	0	0	0	-
34	DADRA AND NAGAR HAVELI	1,098	1,171	493	107
35	DAMAN AND DIU	318	48	25	15
36	LAKSHADWEEP	168	0	0	0
Grand Total		28,95,803	28,06,341	13,89,200	97

Very Good:(90% or above of targets)

ANDHRA PRADESH, ARUNACHAL PRADESH, ASSAM, GOA, GUJARAT, JAMMU AND KASHMIR, JHARKHAND, KERALA, MANIPUR, MEGHALAYA, MIZORAM, NAGALAND, ODISHA, SIKKIM, TAMIL NADU, TRIPURA, UTTARAKHAND, UTTAR PRADESH, WEST BENGAL, DADRA AND NAGAR HAVELI

Good:(Between 80% to 90% targets)

ANDAMAN AND NICOBAR ISLANDS

Poor:(Below 80% of targets)

PUDUCHERRY, TELANGANA, DAMAN AND DIU, LAKSHADWEEP

Food Security: Targeted Public Distribution System (Only Antyodaya Anna Yojana)

Off take

% Achievement of Target
During April 2015 - September 2015

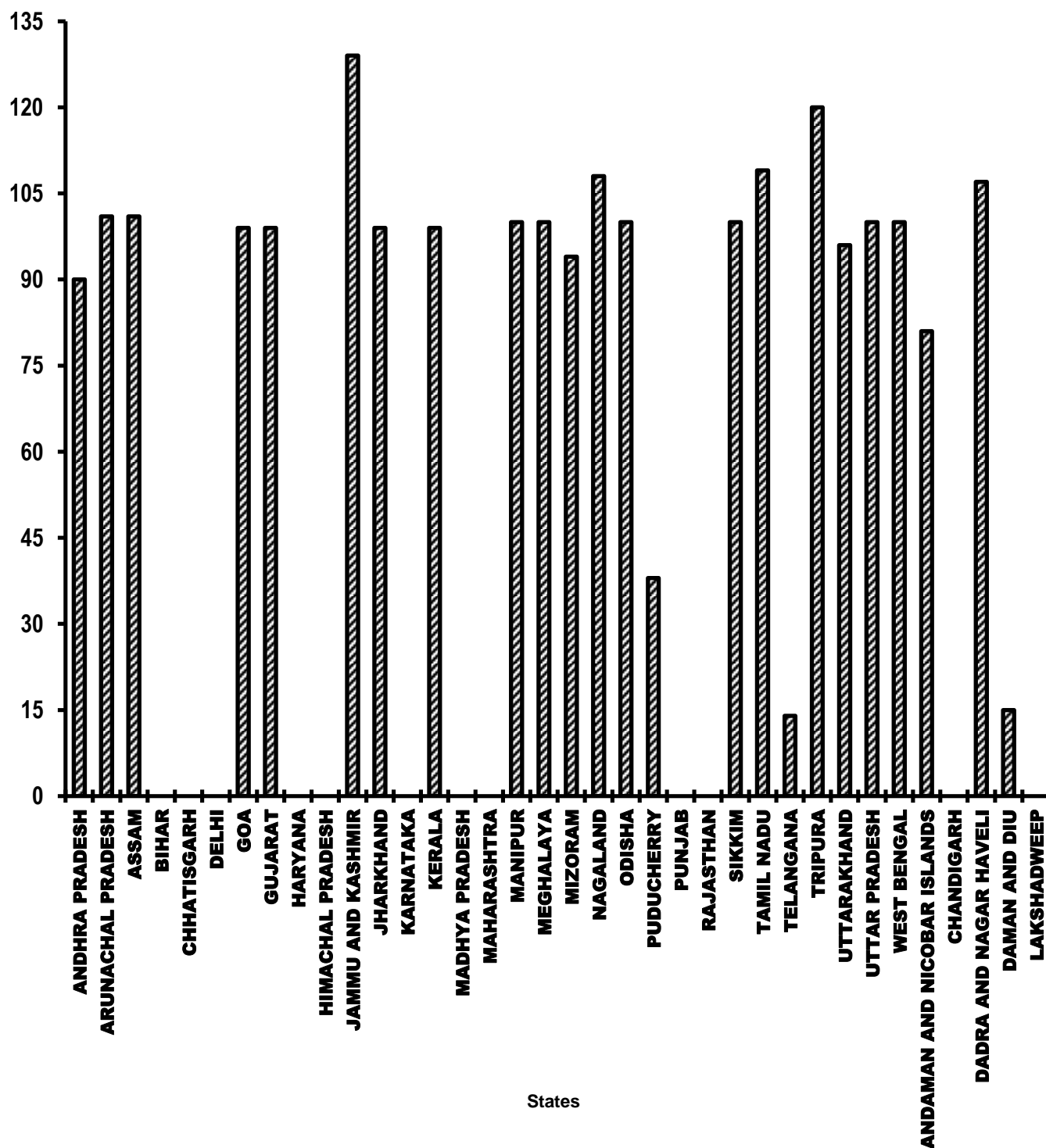


Table - 5(C)

Food Security - Targeted Public Distribution System (Only BPL)

Sl. No.	State/UT Name	Allocation of Food Grains (Tonnes) April 2015-September 2015	Off take (Tonnes) April 2015-September 2015	Achievement as reported till June 2015	Percentage of offtake w.r.t. Allocation of Food Grains
(1)	(2)	(3)	(4)	(5)	(6)
1	ANDHRA PRADESH	3,06,786	2,54,427	1,14,977	83
2	ARUNACHAL PRADESH	12,762	12,856	6,579	101
3	ASSAM	2,37,612	2,42,326	1,22,301	102
4	BIHAR	0	0	0	-
5	CHHATISGARH	0	0	0	-
6	DELHI	0	0	0	-
7	GOA	2,766	2,679	1,568	97
8	GUJARAT	2,82,078	2,69,425	1,41,037	96
9	HARYANA	0	0	0	-
10	HIMACHAL PRADESH	0	0	0	-
11	JAMMU AND KASHMIR	1,00,848	1,08,803	54,374	108
12	JHARKHAND	3,09,984	3,03,784	1,46,127	98
13	KARNATAKA	0	0	0	-
14	KERALA	2,01,174	2,01,315	1,01,828	100
15	MADHYA PRADESH	0	0	0	-
16	MAHARASHTRA	0	0	0	-
17	MANIPUR	21,504	21,504	10,700	100
18	MEGHALAYA	23,688	23,688	11,844	100
19	MIZORAM	8,820	9,513	4,152	108
20	NAGALAND	16,056	17,271	8,636	108
21	ODISHA	5,85,064	5,84,048	2,91,515	100
22	PUDUCHERRY	10,782	1,119	473	10
23	PUNJAB	0	0	0	-
24	RAJASTHAN	0	0	0	-
25	SIKKIM	5,652	5,651	2,835	100
26	TAMIL NADU	6,29,616	5,46,851	3,02,425	87
27	TELANGANA	2,19,258	60,655	33,817	28
28	TRIPURA	31,825	31,825	18,513	100
29	UTTARAKHAND	64,494	74,138	37,213	115
30	UTTAR PRADESH	13,82,742	13,85,716	6,94,152	100
31	WEST BENGAL	7,36,633	8,34,405	3,95,205	113
32	ANDAMAN AND NICOBAR ISLANDS	1,962	1,603	820	82
33	CHANDIGARH	0	0	0	-
34	DADRA AND NAGAR HAVELI	2,514	2,571	1,134	102
35	DAMAN AND DIU	522	112	56	21
36	LAKSHADWEEP	252	0	0	0
Grand Total		51,95,394	49,96,285	25,02,281	96

Very Good:(90% or above of targets)

ARUNACHAL PRADESH, ASSAM, GOA, GUJARAT, JAMMU AND KASHMIR, JHARKHAND, KERALA, MANIPUR, MEGHALAYA, MIZORAM, NAGALAND, ODISHA, SIKKIM, TRIPURA, UTTARAKHAND, UTTAR PRADESH, WEST BENGAL, DADRA AND NAGAR HAVELI

Good:(Between 80% to 90% targets)

ANDHRA PRADESH, TAMIL NADU, ANDAMAN AND NICOBAR ISLANDS

Poor:(Below 80% of targets)

PUDUCHERRY, TELANGANA, DAMAN AND DIU, LAKSHADWEEP

Food Security: Targeted Public Distribution System (Only BPL)

Off take

% Achievement of Target
During April 2015- September 2015

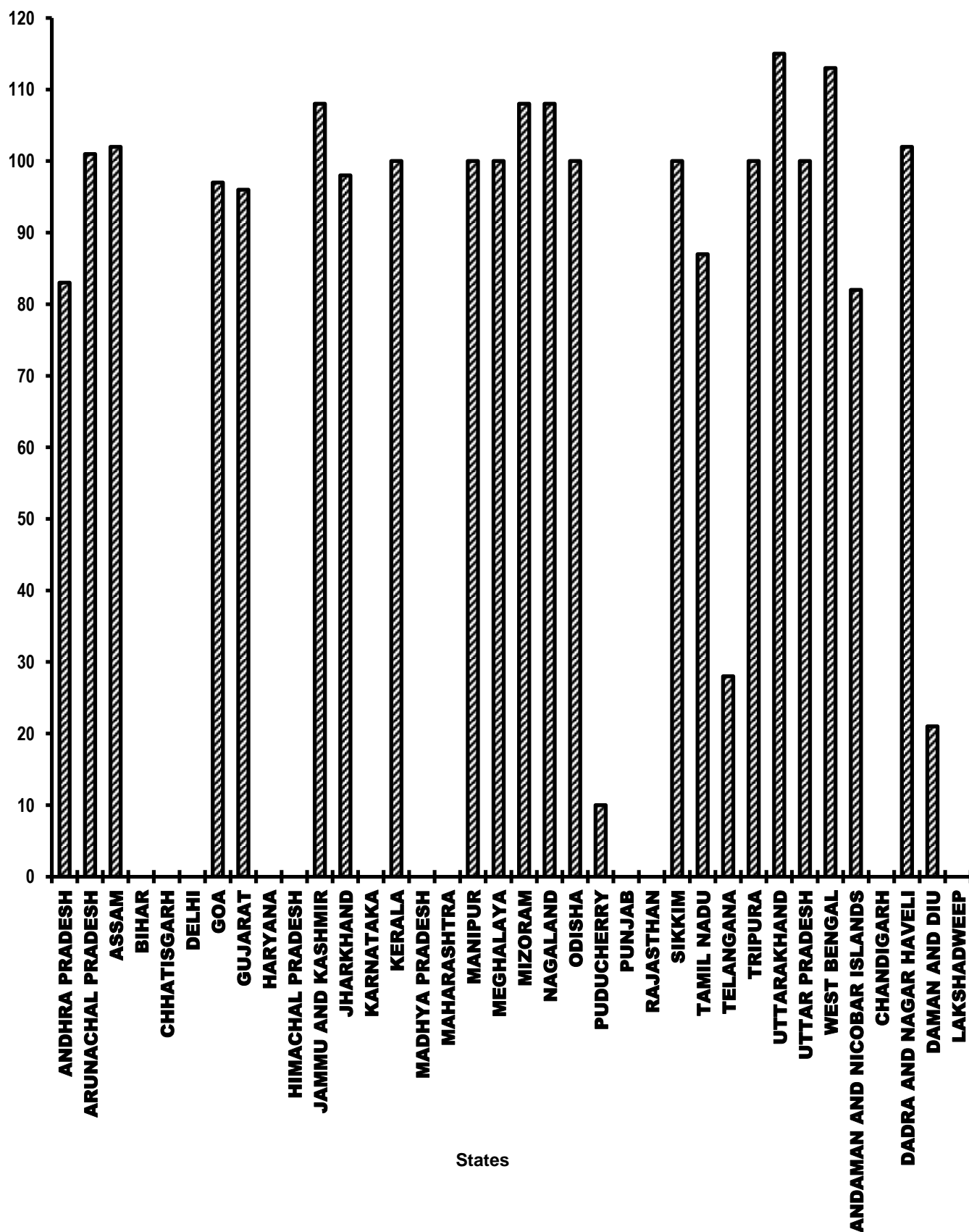


Table - 5(D)

Food Security:National Food Security Act(Normal)-NFSA

Sl. No.	State/UT Name	Allocation of Food Grains (Tonnes) April 2015-September 2015	Off take (Tonnes) April 2015-September 2015	Achievement as reported till June 2015	Percentage of offtake w.r.t. Allocation of Food Grains
(1)	(2)	(3)	(4)	(5)	(6)
1	ANDHRA PRADESH	0	0	0	-
2	ARUNACHAL PRADESH	0	0	0	-
3	ASSAM	0	0	0	-
4	BIHAR	24,94,343	18,88,116	7,38,664	76
5	CHHATISGARH	6,92,028	6,92,028	3,46,014	100
6	DELHI	1,99,040	2,04,836	1,00,782	103
7	GOA	0	0	0	-
8	GUJARAT	0	0	0	-
9	HARYANA	3,97,500	4,09,049	2,33,399	103
10	HIMACHAL PRADESH	92,976	92,806	46,571	100
11	JAMMU AND KASHMIR	0	0	0	-
12	JHARKHAND	0	0	0	-
13	KARNATAKA	13,04,447	12,19,901	6,48,349	94
14	KERALA	0	0	0	-
15	MADHYA PRADESH	16,81,338	14,13,660	6,16,898	84
16	MAHARASHTRA	23,02,596	21,32,772	10,35,658	93
17	MANIPUR	0	0	0	-
18	MEGHALAYA	0	0	0	-
19	MIZORAM	0	0	0	-
20	NAGALAND	0	0	0	-
21	ODISHA	0	0	0	-
22	PUDUCHERRY	0	0	0	-
23	PUNJAB	4,35,060	71,250	31,146	16
24	RAJASTHAN	13,95,786	13,39,075	6,74,003	96
25	SIKKIM	0	0	0	-
26	TAMIL NADU	0	0	0	-
27	TELANGANA	0	0	0	-
28	TRIPURA	12,407	0	0	0
29	UTTARAKHAND	0	0	0	-
30	UTTAR PRADESH	0	0	0	-
31	WEST BENGAL	2,88,921	1,57,622	227	55
32	ANDAMAN AND NICOBAR ISLANDS	0	0	0	-
33	CHANDIGARH	6,145	6,229	3,399	101
34	DADRA AND NAGAR HAVELI	0	0	0	-
35	DAMAN AND DIU	0	0	0	-
36	LAKSHADWEEP	254	127	0	50
Grand Total		1,13,02,841	96,27,471	44,75,110	85

Very Good:(90% or above of targets)

CHHATISGARH, DELHI, HARYANA, HIMACHAL PRADESH, KARNATAKA, MAHARASHTRA, RAJASTHAN, CHANDIGARH

Good:(Between 80% to 90% targets)

MADHYA PRADESH

Poor:(Below 80% of targets)

BIHAR, PUNJAB, TRIPURA, WEST BENGAL, LAKSHADWEEP

Food Security: National Food Security Act (Normal) Off take

% Achievement of Target
During April 2015 - September 2015

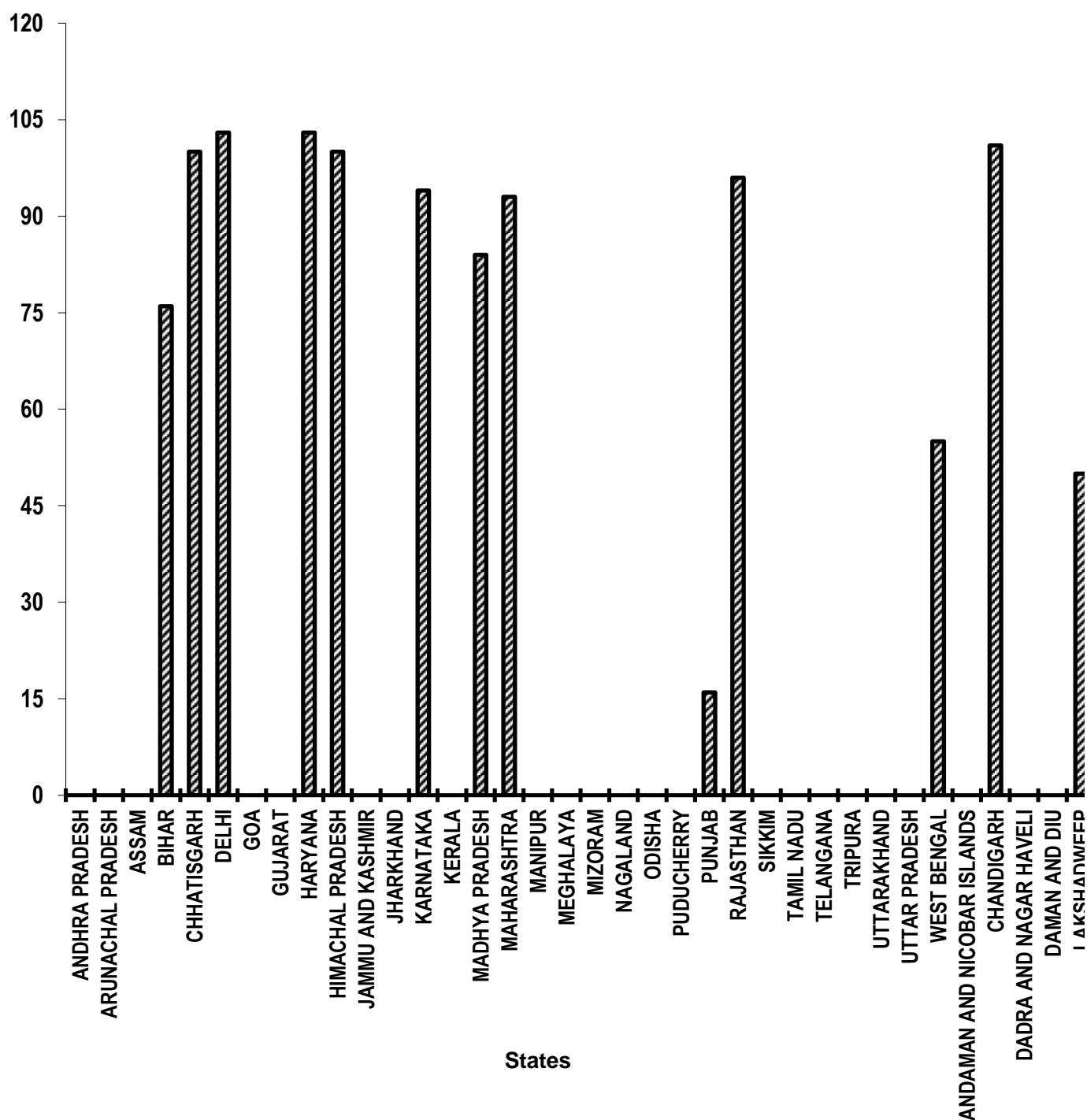


Table - 5(E)

Food Security: National Food Security Act (Tide Over)-NFSA

Sl. No.	State/UT Name	Allocation of Food Grains (Tonnes) April 2015- September 2015	Off take (Tonnes) April 2015- September 2015	Achievement as reported till June 2015	Percentage of offtake w.r.t. Allocation of Food Grains
(1)	(2)	(3)	(4)	(5)	(6)
1	ANDHRA PRADESH	0	0	0	-
2	ARUNACHAL PRADESH	0	0	0	-
3	ASSAM	0	0	0	-
4	BIHAR	0	0	0	-
5	CHHATISGARH	0	0	0	-
6	DELHI	632	182	140	29
7	GOA	0	0	0	-
8	GUJARAT	0	0	0	-
9	HARYANA	0	0	0	-
10	HIMACHAL PRADESH	1,61,022	1,63,433	82,125	101
11	JAMMU AND KASHMIR	0	0	0	-
12	JHARKHAND	0	0	0	-
13	KARNATAKA	0	0	0	-
14	KERALA	0	0	0	-
15	MADHYA PRADESH	0	0	0	-
16	MAHARASHTRA	0	0	0	-
17	MANIPUR	0	0	0	-
18	MEGHALAYA	0	0	0	-
19	MIZORAM	0	0	0	-
20	NAGALAND	0	0	0	-
21	ODISHA	0	0	0	-
22	PUDUCHERRY	0	0	0	-
23	PUNJAB	0	0	0	-
24	RAJASTHAN	0	0	0	-
25	SIKKIM	0	0	0	-
26	TAMIL NADU	0	0	0	-
27	TELANGANA	0	0	0	-
28	TRIPURA	10,176	0	0	0
29	UTTARAKHAND	0	0	0	-
30	UTTAR PRADESH	0	0	0	-
31	WEST BENGAL	0	0	0	-
32	ANDAMAN AND NICOBAR ISLANDS	0	0	0	-
33	CHANDIGARH	6,860	7,335	3,579	107
34	DADRA AND NAGAR HAVELI	0	0	0	-
35	DAMAN AND DIU	0	0	0	-
36	LAKSHADWEEP	516	258	0	50
Grand Total		1,79,206	1,71,208	85,844	96

Very Good: (90% or above of targets)

HIMACHAL PRADESH, CHANDIGARH

Poor: (Below 80% of targets)

DELHI, TRIPURA, LAKSHADWEEP

Food Security: National Food Security Act (Tide Over)

Off take
% Achievement of Target
During April 2015 - September 2015

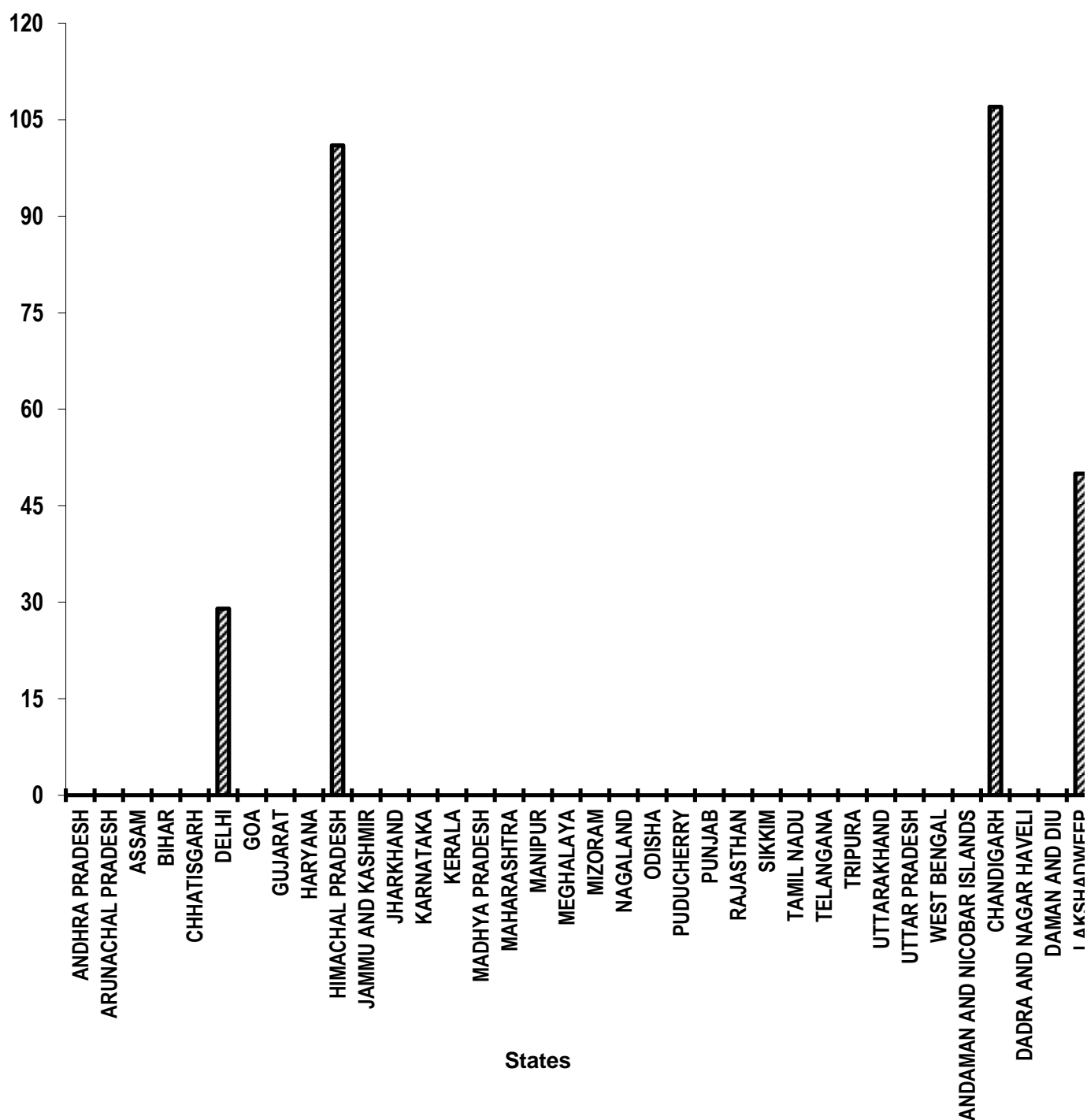


Table - 6

Rural Housing - Indira Awaas Yojana
Houses constructed
(Unit: Number)

Sl. No.	State/UT Name	Target		Achievement		Percent Achievement
		2015-2016	April 2015-September 2015	April 2015-September 2015	Achievement as reported till June 2015	April 2015-September 2015
(1)	(2)	(3)	(4)	(5)	(6)	(5)/(4)
1	ANDHRA PRADESH	78,258	23,477	26,145	15,622	111
2	ARUNACHAL PRADESH	2,017	607	0	NR	0
3	ASSAM	1,83,171	54,951	28,844	23,192	52
4	BIHAR	2,80,255	84,076	1,68,262	70,766	200
5	CHHATISGARH	42,889	12,867	31,036	NR	241
6	GOA	586	175	455	232	260
7	GUJARAT	34,105	10,231	20,097	10,118	196
8	HARYANA	34,771	10,432	3,317	1,089	32
9	HIMACHAL PRADESH	4,688	1,407	0	0	0
10	JAMMU AND KASHMIR	13,484	4,044	2,997	367	74
11	JHARKHAND	49,701	14,910	NR	NR	0
12	KARNATAKA	94,995	28,498	38,259	12,023	134
13	KERALA	59,060	17,720	16,125	8,190	91
14	MADHYA PRADESH	1,15,186	34,555	0	0	0
15	MAHARASHTRA	1,88,319	56,494	6,125	556	11
16	MANIPUR	4,658	1,397	NR	NR	0
17	MEGHALAYA	8,433	2,529	847	247	33
18	MIZORAM	1,293	387	0	NR	0
19	NAGALAND	1,480	442	NR	NR	0
20	ODISHA	1,60,610	48,184	97,862	45,915	203
21	PUDUCHERRY	412	123	NR	NR	0
22	PUNJAB	56,750	17,026	2,511	0	15
23	RAJASTHAN	1,01,015	30,304	29,075	13,715	96
24	SIKKIM	1,834	549	0	0	0
25	TAMIL NADU	53,429	16,029	667	0	4
26	TELANGANA	67,312	20,192	0	0	0
27	TRIPURA	9,550	2,863	0 #	0	0
28	UTTARAKHAND	6,434	1,930	2,617	654	136
29	UTTAR PRADESH	4,25,299	1,27,587	61,504	25,811	48
30	WEST BENGAL	4,32,803	1,29,839	1,76,113	49,290	136
31	ANDAMAN AND NICOBAR ISLANDS	867	258	79	44	31
32	DADRA AND NAGAR HAVELI	223	67	0 #	0	0
33	DAMAN AND DIU	60	18	0	0	0
34	LAKSHADWEEP	22	6	35 #	35	583
Grand Total		25,13,969	7,54,174	7,12,972	2,77,866	95

Very Good:(90% or above of targets)

ANDHRA PRADESH, BIHAR, CHHATISGARH, GOA, GUJARAT, KARNATAKA, KERALA, ODISHA, RAJASTHAN, UTTARAKHAND, WEST BENGAL, LAKSHADWEEP

Poor:(Below 80% of targets)

ARUNACHAL PRADESH, ASSAM, HARYANA, HIMACHAL PRADESH, JAMMU AND KASHMIR, JHARKHAND, MADHYA PRADESH, MAHARASHTRA, MANIPUR, MEGHALAYA, MIZORAM, NAGALAND, PUDUCHERRY, PUNJAB, SIKKIM, TAMIL NADU, TELANGANA, TRIPURA, UTTAR PRADESH, ANDAMAN AND NICOBAR ISLANDS, DADRA AND NAGAR HAVELI, DAMAN AND DIU

Note:

NR Not Reported

Figures reported earlier have been repeated

Rural Housing - Indira Awaas Yojana

Houses constructed

% Achievement of Target

During April 2015 - September 2015

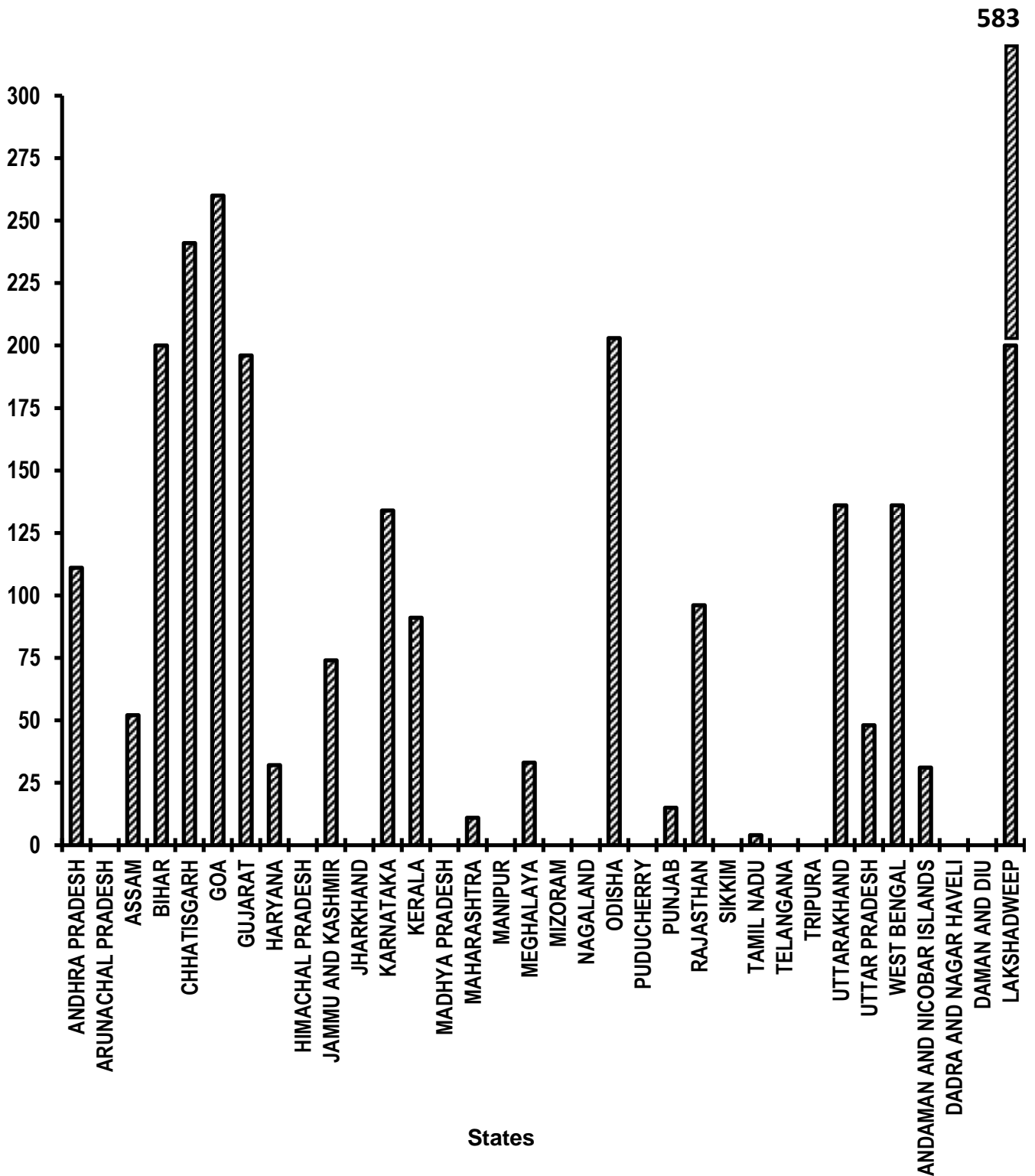


Table - 7

EWS/LIG Houses in Urban Areas
Houses constructed
(Unit: Number)

Sl. No.	State/UT Name	Target		Achievement		Percent Achievement
		2015-2016	April 2015-September 2015	April 2015-September 2015	Achievement as reported till June 2015	April 2015-September 2015
(1)	(2)	(3)	(4)	(5)	(6)	(5)/(4)
1	ANDHRA PRADESH	9,055	4,528	1,507	776	33
2	ARUNACHAL PRADESH	417	209	0	NR	0
3	ASSAM	1,488	744	0	0	0
4	BIHAR	8,865	4,433	3,411	3,275	77
5	CHHATISGARH	6,716	3,358	7,474	NR	223
6	DELHI	14,969	7,485	0	0	0
7	GOA	-	-	0	0	-
8	GUJARAT	8,822	4,410	3,409	2,049	77
9	HARYANA	353	177	2,509	1,092	1,418
10	HIMACHAL PRADESH	610	305	0	0	0
11	JAMMU AND KASHMIR	3,668	1,834	0	0	0
12	JHARKHAND	2,228	1,113	NR	NR	0
13	KARNATAKA	1,252	626	3,924	1,250	627
14	KERALA	3,969	1,985	220	119	11
15	MADHYA PRADESH	4,205	2,102	0	0	0
16	MAHARASHTRA	27,474	13,738	6,874	1,763	50
17	MANIPUR	23	11	NR	NR	0
18	MEGHALAYA	411	205	0	0	0
19	MIZORAM	98	48	0	NR	0
20	NAGALAND	707	354	NR	NR	0
21	ODISHA	1,627	814	1,461	0	179
22	PUDUCHERRY	350	174	NR	NR	0
23	PUNJAB	1,401	701	0	0	0
24	RAJASTHAN	8,877	4,439	441	441	10
25	SIKKIM	15	7	0	0	0
26	TAMIL NADU	14,332	7,166	5,778	2,271	81
27	TELANGANA	4,594	2,298	0	0	0
28	TRIPURA	-	-	0 #	0	-
29	UTTARAKHAND	846	422	0	0	0
30	UTTAR PRADESH	11,427	5,713	1,039	168	18
31	WEST BENGAL	8,872	4,436	13,570	1,844	306
32	ANDAMAN AND NICOBAR ISLANDS	-	-	0	0	-
33	CHANDIGARH	2,306	1,152	0	0	0
34	DADRA AND NAGAR HAVELI	22	12	0 #	0	0
35	DAMAN AND DIU	-	-	0	0	-
Grand Total		1,49,999	74,999	51,617	15,048	69

Very Good:(90% or above of targets)

CHHATISGARH, HARYANA, KARNATAKA, ODISHA, WEST BENGAL

Good:(Between 80% to 90% targets)

TAMIL NADU

Poor:(Below 80% of targets)

ANDHRA PRADESH, ARUNACHAL PRADESH, ASSAM, BIHAR, DELHI, GUJARAT, HIMACHAL PRADESH, JAMMU AND KASHMIR, JHARKHAND, KERALA, MADHYA PRADESH, MAHARASHTRA, MANIPUR, MEGHALAYA, MIZORAM, NAGALAND, PUDUCHERRY, PUNJAB, RAJASTHAN, SIKKIM, TELANGANA, UTTARAKHAND, UTTAR PRADESH, CHANDIGARH, DADRA AND NAGAR HAVELI

Note:

NR Not Reported

Figures reported earlier have been repeated

EWS/LIG Houses in Urban Areas

Houses constructed

% Achievement of Target

During April 2015 - September 2015

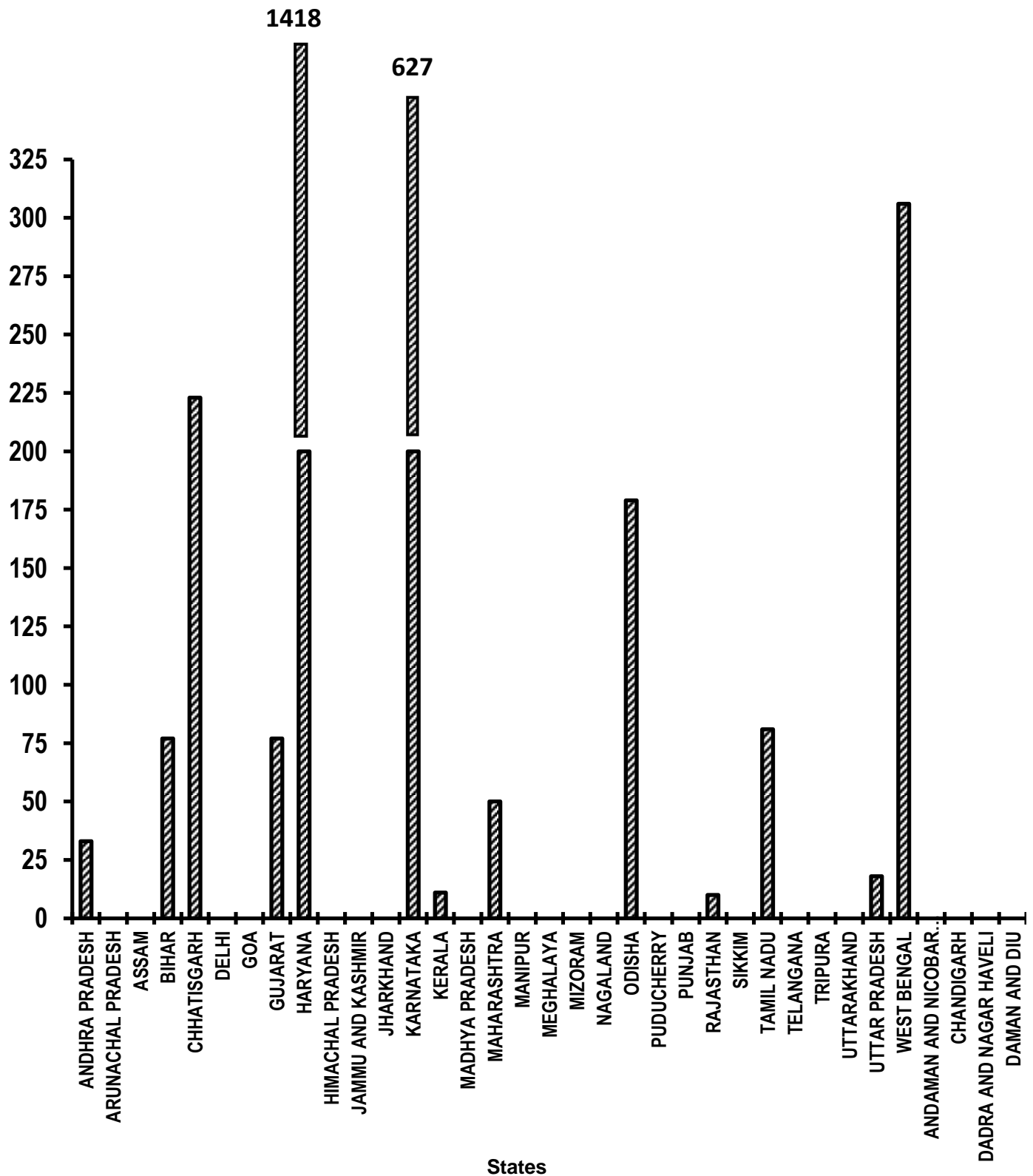


Table - 8(A)

Rural Areas: National Rural Drinking Water Programme (NRDWP)
Habitations covered (Partially covered & Slipped back)
(Unit: Number)

		Target		Achievement		Percent Achievement
Sl. No.	State/UT Name	2015-2016	April 2015-September 2015	April 2015-September 2015	Achievement as reported till June 2015	April 2015-September 2015
(1)	(2)	(3)	(4)	(5)	(6)	(5)/(4)
1	ANDHRA PRADESH	2,600	780	686	279	88
2	ARUNACHAL PRADESH	202	60	0	NR	0
3	ASSAM	6,334	1,900	312	6	16
4	BIHAR	9,000	2,700	2,473	135	92
5	CHHATISGARH	8,200	2,459	610	NR	25
6	GUJARAT	900	270	564	401	209
7	HARYANA	527	159	65	6	41
8	HIMACHAL PRADESH	2,500	750	873	380	116
9	JAMMU AND KASHMIR	793	239	2	0	1
10	JHARKHAND	16,332	4,900	NR	NR	0
11	KARNATAKA	8,483	2,544	0	0	0
12	KERALA	900	270	149	30	55
13	MADHYA PRADESH	10,000	3,001	0	0	0
14	MAHARASHTRA	3,713	1,113	459	108	41
15	MANIPUR	200	59	NR	NR	0
16	MEGHALAYA	181	53	0	0	0
17	MIZORAM	52	16	0	NR	0
18	NAGALAND	84	26	NR	NR	0
19	ODISHA	11,300	3,389	8,925	2,808	263
20	PUDUCHERRY	17	4	NR	NR	0
21	PUNJAB	850	256	87	38	34
22	RAJASTHAN	1,400	419	518	0	124
23	SIKKIM	200	59	11	10	19
24	TAMIL NADU	4,449	1,335	173	0	13
25	TELANGANA	1,909	574	1,101	384	192
26	TRIPURA	93	28	10 #	10	36
27	UTTARAKHAND	1,028	308	256	60	83
28	UTTAR PRADESH	23,000	6,900	625	0	9
29	WEST BENGAL	3,420	1,027	684	216	67
30	ANDAMAN AND NICOBAR ISLANDS	4	2	7	7	350
Grand Total		1,18,671	35,600	18,590	4,878	52

Very Good:(90% or above of targets)

BIHAR, GUJARAT, HIMACHAL PRADESH, ODISHA, RAJASTHAN, TELANGANA, ANDAMAN AND NICOBAR ISLANDS

Good:(Between 80% to 90% targets)

ANDHRA PRADESH, UTTARAKHAND

Poor:(Below 80% of targets)

ARUNACHAL PRADESH, ASSAM, CHHATISGARH, HARYANA, JAMMU AND KASHMIR, JHARKHAND, KARNATAKA, KERALA, MADHYA PRADESH, MAHARASHTRA, MANIPUR, MEGHALAYA, MIZORAM, NAGALAND, PUDUCHERRY, PUNJAB, SIKKIM, TAMIL NADU, TRIPURA, UTTAR PRADESH, WEST BENGAL

Note:

NR Not Reported

Figures reported earlier have been repeated

Rural Areas- National Rural Drinking Water Programme (NRDWP)

Habitations covered (Partially Covered & Slipped back)

% Achievement of Target
During April 2015 - September 2015

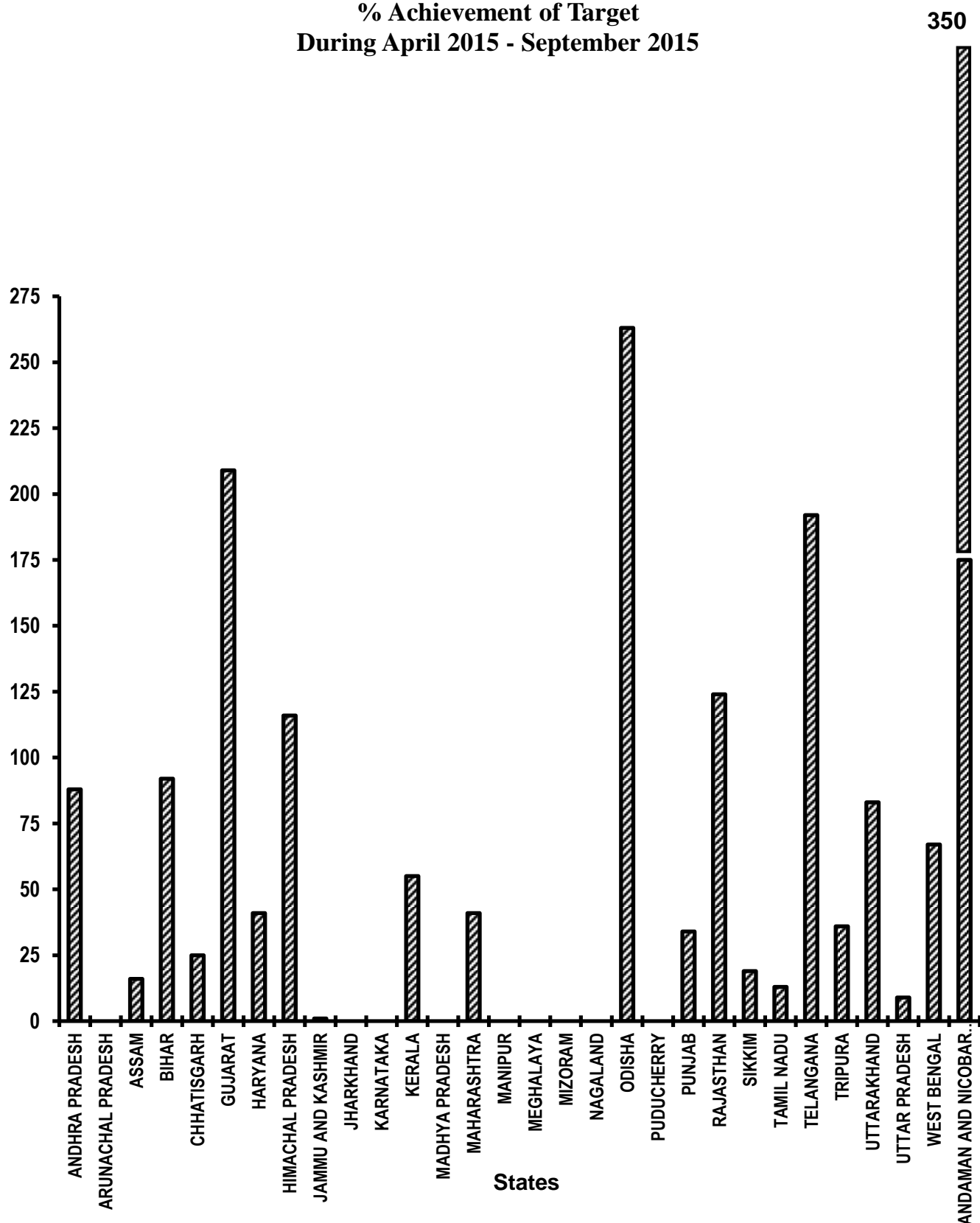


Table - 8(B)

Rural Areas: National Rural Drinking Water Programme (NRDWP)
Coverage of water quality affected habitations
(Unit: Number)

Sl. No.	State/UT Name	Target		Achievement		Percent Achievement
		2015-2016	April 2015-September 2015	April 2015-September 2015	Achievement as reported till June 2015	April 2015-September 2015
(1)	(2)	(3)	(4)	(5)	(6)	(5)/(4)
1	ANDHRA PRADESH	144	44	15	10	34
2	ARUNACHAL PRADESH	46	14	0	NR	0
3	ASSAM	3,604	1,080	101	1	9
4	BIHAR	4,000	1,200	437	60	36
5	CHHATISGARH	2,700	810	176	NR	22
6	GUJARAT	175	52	2	0	4
7	HARYANA	7	1	0	0	0
8	JAMMU AND KASHMIR	10	3	0	0	0
9	JHARKHAND	203	60	NR	NR	0
10	KARNATAKA	1,520	457	0	0	0
11	KERALA	100	30	31	4	103
12	MADHYA PRADESH	876	263	0	0	0
13	MAHARASHTRA	487	146	25	11	17
14	MEGHALAYA	19	7	0	0	0
15	NAGALAND	36	12	NR	NR	0
16	ODISHA	2,200	660	309	125	47
17	PUDUCHERRY	6	-	NR	NR	-
18	PUNJAB	1,000	300	44	28	15
19	RAJASTHAN	1,773	531	225	0	42
20	TAMIL NADU	356	106	0	0	0
21	TELANGANA	148	44	118	30	268
22	TRIPURA	1,289	387	119 #	119	31
23	UTTARAKHAND	28	9	0	0	0
24	UTTAR PRADESH	1,500	450	36	0	8
25	WEST BENGAL	1,200	360	612	137	170
Grand Total		23,427	7,026	2,250	525	32

Very Good:(90% or above of targets)

KERALA, TELANGANA, WEST BENGAL

Poor:(Below 80% of targets)

ANDHRA PRADESH, ARUNACHAL PRADESH, ASSAM, BIHAR, CHHATISGARH, GUJARAT, HARYANA, JAMMU AND KASHMIR, JHARKHAND, KARNATAKA, MADHYA PRADESH, MAHARASHTRA, MEGHALAYA, NAGALAND, ODISHA, PUNJAB, RAJASTHAN, TAMIL NADU, TRIPURA, UTTARAKHAND, UTTAR PRADESH

Note:

NR Not Reported

Figures reported earlier have been repeated

Rural Areas- National Rural Drinking Water Programme (NRDWP)

Coverage of Water Quality Affected Habitations

% Achievement of Target

During April 2015 - September 2015

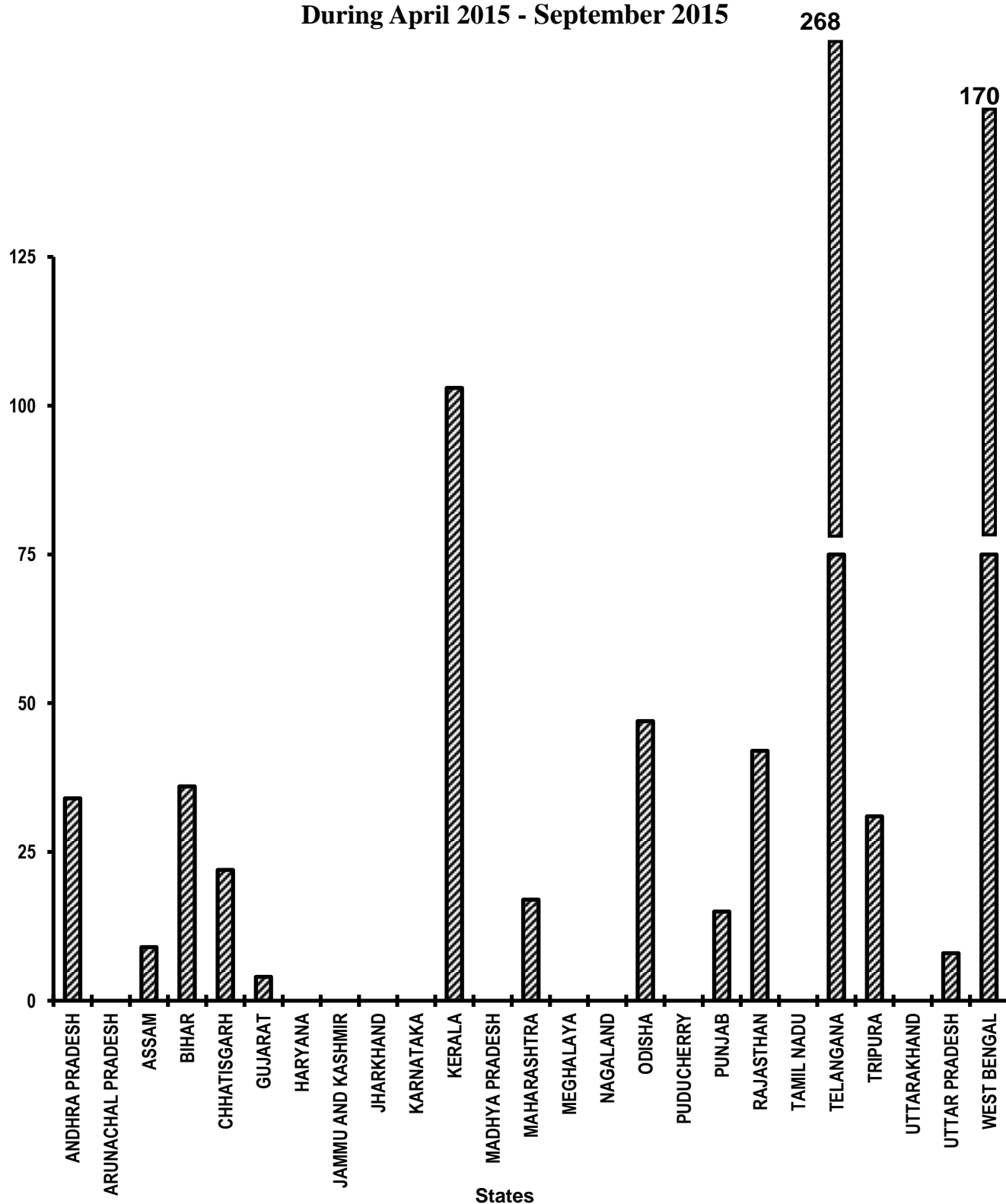


Table - 9

Sanitation Programme in Rural Areas
(Unit: Number)

Sl. No.	State/UT Name	Individual Household latrines constructed (Number) April 2015-September 2015	Achievement as reported till June 2015
(1)	(2)	(3)	(4)
1	ANDHRA PRADESH	1,61,121	40,721
2	ARUNACHAL PRADESH	3,493	782
3	ASSAM	2,04,714	59,930
4	BIHAR	79,166	40,325
5	CHHATISGARH	70,970	17,374
6	DELHI	0	0
7	GOA	0	0
8	GUJARAT	1,14,438	66,443
9	HARYANA	53,677	15,605
10	HIMACHAL PRADESH	29,560	13,377
11	JAMMU AND KASHMIR	6,762	3,767
12	JHARKHAND	83,295	25,525
13	KARNATAKA	2,11,830	78,422
14	KERALA	5,957	4,482
15	MADHYA PRADESH	3,40,263	81,625
16	MAHARASHTRA	2,38,415	1,11,243
17	MANIPUR	23,944	8,409
18	MEGHALAYA	16,439	6,520
19	MIZORAM	0	0
20	NAGALAND	16,041	8,495
21	ODISHA	3,41,589	1,33,517
22	PUDUCHERRY	0	0
23	PUNJAB	19,915	2,330
24	RAJASTHAN	8,84,399	2,07,999
25	SIKKIM	1,488	1,058
26	TAMIL NADU	2,27,726	22,300
27	TELANGANA	78,583	39,669
28	TRIPURA	9,759	3,799
29	UTTARAKHAND	27,588	12,968
30	UTTAR PRADESH	2,57,557	1,42,858
31	WEST BENGAL	7,87,855	4,20,202
32	ANDAMAN AND NICOBAR ISLANDS	0	0
33	CHANDIGARH	0	0
34	DADRA AND NAGAR HAVELI	0	0
35	DAMAN AND DIU	0	0
36	LAKSHADWEEP	0	0
Grand Total		42,96,544	15,69,745

Table - 10

Institutional Delivery
(Unit: Number)

Sl. State/UT No. Name		Delivery in institutions (Number) April 2015- September 2015	Achievement as reported till June 2015
(1)	(2)	(3)	(4)
1	ANDHRA PRADESH	3,91,732	1,94,767
2	ARUNACHAL PRADESH	5,876	NR
3	ASSAM	0	0
4	BIHAR	0	0
5	CHHATISGARH	28,631	NR
6	DELHI	1,53,003	66,554
7	GOA	9,576	4,668
8	GUJARAT	5,90,174	2,29,746
9	HARYANA	1,94,895	33,777
10	HIMACHAL PRADESH	39,421	18,122
11	JAMMU AND KASHMIR	78,914	32,478
12	JHARKHAND	NR	NR
13	KARNATAKA	4,29,549	2,14,980
14	KERALA	2,46,909	1,28,370
15	MADHYA PRADESH	2,56,205	2,56,205
16	MAHARASHTRA	7,16,893	4,16,836
17	MANIPUR	NR	NR
18	MEGHALAYA	21,275	0
19	MIZORAM	0	NR
20	NAGALAND	NR	NR
21	ODISHA	2,95,381	1,46,267
22	PUDUCHERRY	NR	NR
23	PUNJAB	1,05,644	69,483
24	RAJASTHAN	6,68,010	1,07,379
25	SIKKIM	3,695	1,725
26	TAMIL NADU	4,70,763	2,32,343
27	TELANGANA	2,84,356	1,42,448
28	TRIPURA	0 #	0
29	UTTARAKHAND	56,534	24,357
30	UTTAR PRADESH	14,11,653	5,02,031
31	WEST BENGAL	4,95,022	2,06,105
32	ANDAMAN AND NICOBAR ISLANDS	2,380	1,221
33	CHANDIGARH	13,518	5,875
34	DADRA AND NAGAR HAVELI	1793 #	1,793
35	DAMAN AND DIU	1,768	805
36	LAKSHADWEEP	256 #	256
Grand Total		69,73,826	30,38,591

Note:

NR Not Reported

Figures reported earlier have been repeated

Table - 11(A)

SC Families assisted
SC families assisted under SCA to SCSP & NSFDC
(Unit: Number)

Sl. No.	State/UT Name	Target		Achievement		Percent Achievement
		2015-2016	April 2015-September 2015	April 2015-September 2015	Achievement as reported till June 2015	April 2015-September 2015
(1)	(2)	(3)	(4)	(5)	(6)	(5)/(4)
1	ANDHRA PRADESH	6,592	3,297	30,611	29,764	928
2	ASSAM	2,001	1,000	5,957	5,265	596
3	BIHAR	15,722	7,860	3,306	590	42
4	CHHATISGARH	3,616	1,807	87	NR	5
5	DELHI	1,193	599	320	154	53
6	GOA	59	28	0	0	0
7	GUJARAT	3,610	1,806	24489 #	24,489	1,356
8	HARYANA	4,218	2,108	15859 \$	79,239	752
9	HIMACHAL PRADESH	1,853	926	7,466	2,598	806
10	JAMMU AND KASHMIR	972	487	0	0	0
11	JHARKHAND	3,146	1,574	NR	NR	0
12	KARNATAKA	12,920	6,461	1,343	237	21
13	KERALA	2,518	1,258	17774 #	17,774	1,413
14	MADHYA PRADESH	13,147	6,573	336	336	5
15	MAHARASHTRA	10,092	5,046	1,796	752	36
16	MANIPUR	136	70	NR	NR	0
17	MEGHALAYA	7	3	0	0	0
18	MIZORAM	1	-	0	NR	-
19	ODISHA	6,230	3,115	37,235	14,684	1,195
20	PUDUCHERRY	153	77	NR	NR	0
21	PUNJAB	9,655	4,828	6	2	0
22	RAJASTHAN	10,088	5,045	4878 \$	10,124	97
23	SIKKIM	59	30	0	0	0
24	TAMIL NADU	11,548	5,775	2,626	2,322	45
25	TELANGANA	4,231	2,115	580	321	27
26	TRIPURA	834	417	154 #	154	37
27	UTTARAKHAND	1,588	793	754	252	95
28	UTTAR PRADESH	33,315	16,659	11,521	3,243	69
29	WEST BENGAL	17,918	8,958	17,831	6,309	199
30	CHANDIGARH	273	136	1,059	777	779
31	DADRA AND NAGAR HAVELI	2	1	0 #	0	0
32	DAMAN AND DIU	2	1	0	0	0
Grand Total		1,77,699	88,853	1,85,988	1,99,386	209

Very Good:(90% or above of targets)

ANDHRA PRADESH, ASSAM, GUJARAT, HARYANA, HIMACHAL PRADESH, KERALA, ODISHA, RAJASTHAN, UTTARAKHAND, WEST BENGAL, CHANDIGARH

Poor:(Below 80% of targets)

BIHAR, CHHATISGARH, DELHI, GOA, JAMMU AND KASHMIR, JHARKHAND, KARNATAKA, MADHYA PRADESH, MAHARASHTRA, MANIPUR, MEGHALAYA, PUDUCHERRY, PUNJAB, SIKKIM, TAMIL NADU, TELANGANA, TRIPURA, UTTAR PRADESH, DADRA AND NAGAR HAVELI, DAMAN AND DIU

Note:

NR Not Reported

\$ State has revised the figure downward

Figures reported earlier have been repeated

SC Families Assisted under SCA to SCSP & NSFDC

% Achievement of Target
During April 2015 - September 2015

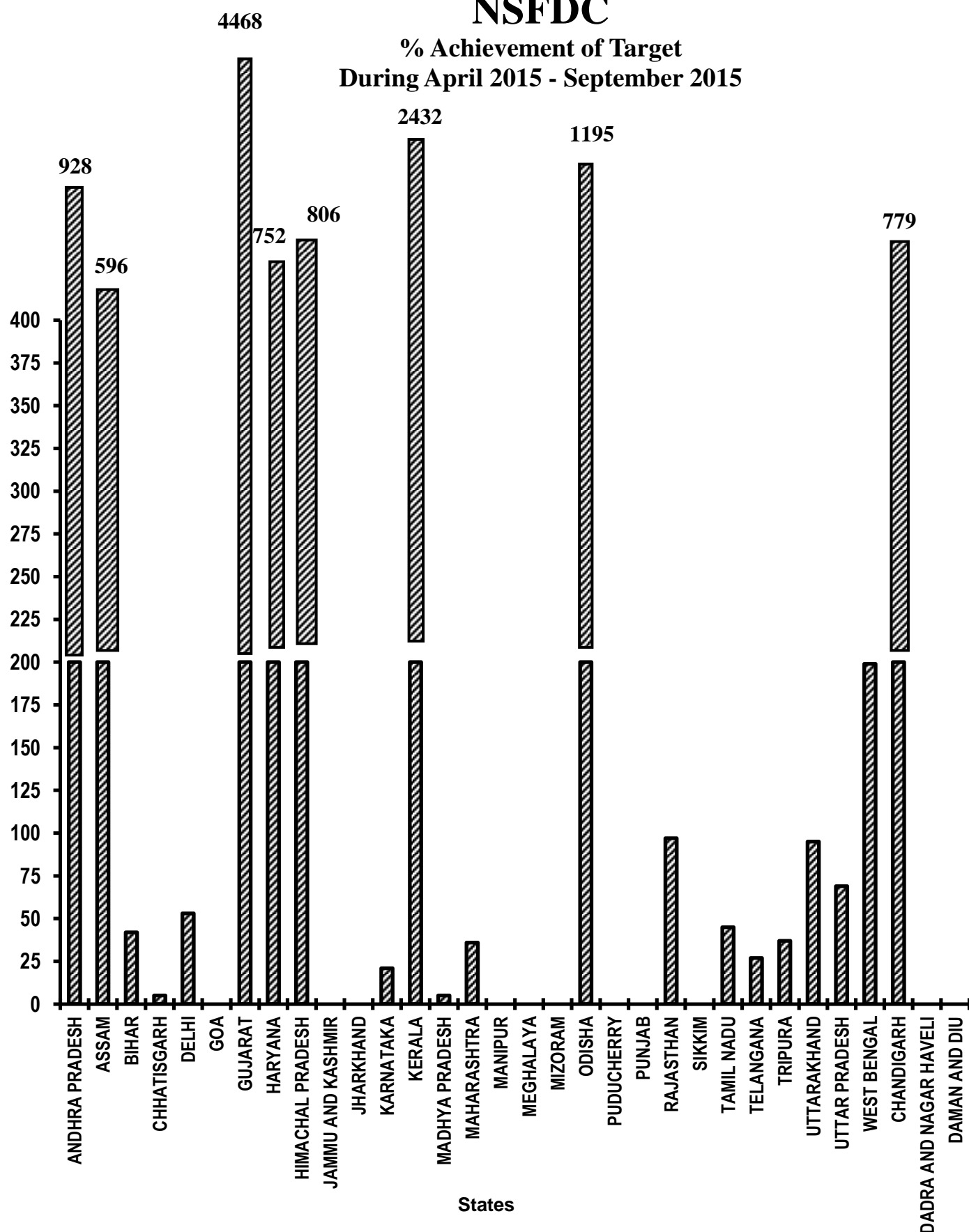


Table - 11(B)

SC Students assisted
(Unit: Number)

Sl. No.	State/UT Name	SC students assisted under post matric scholarship (Number)	Achievement as reported till
		April 2015-September 2015	June 2015
(1)	(2)	(3)	(4)
1	ANDHRA PRADESH	0	0
2	ASSAM	0	0
3	BIHAR	0	0
4	CHHATISGARH	0	NR
5	DELHI	0	0
6	GOA	107	0
7	GUJARAT	75,242	42,804
8	HARYANA	57996 #	57,996
9	HIMACHAL PRADESH	0	0
10	JAMMU AND KASHMIR	86	0
11	JHARKHAND	NR	NR
12	KARNATAKA	97,391	1,495
13	KERALA	70,223	29,393
14	MADHYA PRADESH	0	0
15	MAHARASHTRA	1,24,608	2,007
16	MANIPUR	NR	NR
17	MEGHALAYA	0	0
18	ODISHA	1,01,203	50,519
19	PUDUCHERRY	NR	NR
20	PUNJAB	0	0
21	RAJASTHAN	98,318	13,633
22	SIKKIM	0	0
23	TAMIL NADU	1,71,434	1,71,434
24	TELANGANA	0	0
25	TRIPURA	0 #	0
26	UTTARAKHAND	0	0
27	UTTAR PRADESH	22,101	43
28	WEST BENGAL	3,00,643	81,737
29	CHANDIGARH	0	0
30	DAMAN AND DIU	0	0
Grand Total		11,19,352	4,51,061

Note:

NR Not Reported

Figures reported earlier have been repeated

Table - 12

Universalization of ICDS Scheme
ICDS Blocks Operational (Cumulative)
(Unit: Number)

		Target		Achievement		Percent Achievement
Sl. No.	State/UT Name	2015-2016	April 2015-September 2015	April 2015-September 2015	Achievement as reported till June 2015	April 2015-September 2015
(1)	(2)	(3)	(4)	(5)	(6)	(5)/(4)
1	ANDHRA PRADESH	257	257	257	257	100
2	ARUNACHAL PRADESH	98	98	93	93	95
3	ASSAM	231	231	231	231	100
4	BIHAR	544	544	544	544	100
5	CHHATISGARH	220	220	220	220	100
6	DELHI	95	95	95	95	100
7	GOA	11	11	12	12	109
8	GUJARAT	336	336	336	336	100
9	HARYANA	148	148	148	148	100
10	HIMACHAL PRADESH	78	78	78	78	100
11	JAMMU AND KASHMIR	141	141	141	141	100
12	JHARKHAND	224	224	204 #	204	91
13	KARNATAKA	204	204	204	204	100
14	KERALA	258	258	258	258	100
15	MADHYA PRADESH	453	453	453	453	100
16	MAHARASHTRA	553	553	553	553	100
17	MANIPUR	43	43	43 #	43	100
18	MEGHALAYA	41	41	41	41	100
19	MIZORAM	27	27	27	27	100
20	NAGALAND	60	60	59 #	59	98
21	ODISHA	338	338	338	338	100
22	PUDUCHERRY	5	5	5 #	5	100
23	PUNJAB	155	155	155	155	100
24	RAJASTHAN	304	304	304	304	100
25	SIKKIM	13	13	13	13	100
26	TAMIL NADU	434	434	434	434	100
27	TELANGANA	149	149	149	149	100
28	TRIPURA	56	56	56	56	100
29	UTTARAKHAND	105	105	105	105	100
30	UTTAR PRADESH	897	897	896	844	100
31	WEST BENGAL	576	576	552	552	96
32	ANDAMAN AND NICOBAR ISLANDS	5	5	5	5	100
33	CHANDIGARH	3	3	3	3	100
34	DADRA AND NAGAR HAVELI	2	2	2 #	2	100
35	DAMAN AND DIU	2	2	2	2	100
36	LAKSHADWEEP	9	9	9 #	9	100
Grand Total		7,075	7,075	7,025	6,973	99

Very Good:(90% or above of targets)

ANDHRA PRADESH, ARUNACHAL PRADESH, ASSAM, BIHAR, CHHATISGARH, DELHI, GOA, GUJARAT, HARYANA, HIMACHAL PRADESH, JAMMU AND KASHMIR, JHARKHAND, KARNATAKA, KERALA, MADHYA PRADESH, MAHARASHTRA, MANIPUR, MEGHALAYA, MIZORAM, NAGALAND, ODISHA, PUDUCHERRY, PUNJAB, RAJASTHAN, SIKKIM, TAMIL NADU, TELANGANA, TRIPURA, UTTARAKHAND, UTTAR PRADESH, WEST BENGAL, ANDAMAN AND NICOBAR ISLANDS, CHANDIGARH, DADRA AND NAGAR HAVELI, DAMAN AND DIU, LAKSHADWEEP

Note:

Figures reported earlier have been repeated

Universalization of ICDS Scheme

ICDS Blocks Operational (Cumulative)

% Achievement of Target
During April 2015- September 2015

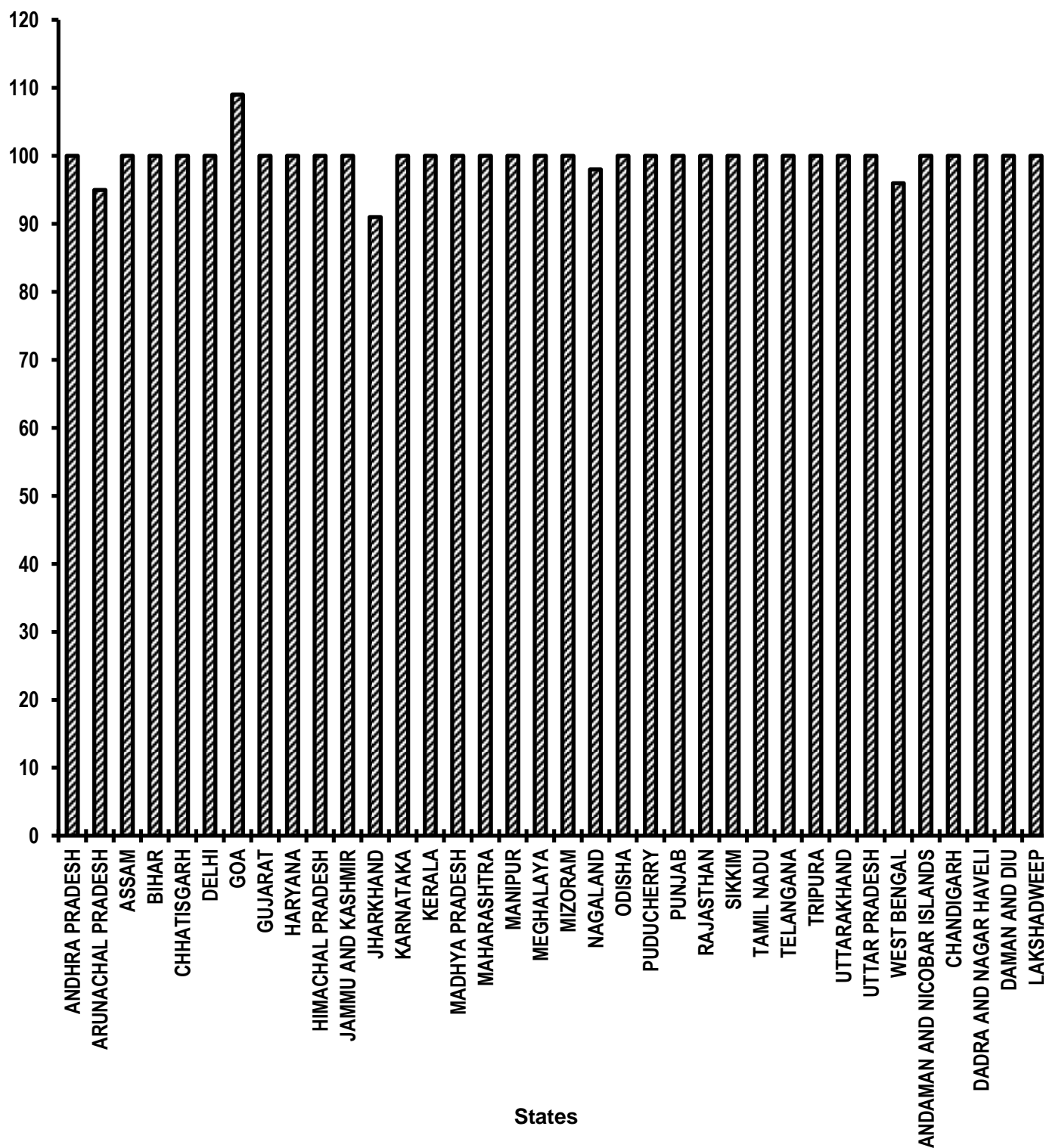


Table - 13

Functional Anganwadis
Anganwadis Functional (Cumulative)
(Unit: Number)

Sl. No.	State/UT Name	Target		Achievement		Percent Achievement
		2015-2016	April 2015-September 2015	April 2015-September 2015	Achievement as reported till June 2015	April 2015-September 2015
(1)	(2)	(3)	(4)	(5)	(6)	(5)/(4)
1	ANDHRA PRADESH	55,607	55,585	55,591	55,591	100
2	ARUNACHAL PRADESH	6,225	6,093	6,028	6,028	99
3	ASSAM	62,153	62,153	62,153	62,153	100
4	BIHAR	1,15,009	99,454	91,677	91,677	92
5	CHHATISGARH	52,474	50,785	49,957	49,941	98
6	DELHI	11,150	10,981	10,897	10,897	99
7	GOA	1,262	1,260	1,253	1,255	99
8	GUJARAT	53,029	52,386	52,163	52,133	100
9	HARYANA	25,962	25,962	25,962	25,962	100
10	HIMACHAL PRADESH	18,925	18,921	18,922	18,922	100
11	JAMMU AND KASHMIR	31,938	30,378	29,599	29,599	97
12	JHARKHAND	38,432	38,432	38,365#	38,365	100
13	KARNATAKA	65,911	65,009	64,518	64,518	99
14	KERALA	33,318	33,182	33,115	33,115	100
15	MADHYA PRADESH	97,135	93,593	91,729	91,729	98
16	MAHARASHTRA	1,10,486	1,08,835	97,239	97,162	89
17	MANIPUR	11,510	10,425	9805 #	9,805	94
18	MEGHALAYA	5,896	5,504	4,630	4,630	84
19	MIZORAM	2,244	2,244	1,980	1,980	88
20	NAGALAND	3,980	3,630	3455 #	3,455	95
21	ODISHA	74,154	72,187	71,287	71,205	99
22	PUDUCHERRY	855	810	788 #	788	97
23	PUNJAB	27,314	26,875	26,656	26,656	99
24	RAJASTHAN	62,010	60,758	60,163	60,142	99
25	SIKKIM	1,308	1,286	1,290	1,284	100
26	TAMIL NADU	54,439	54,439	54,439	54,439	100
27	TELANGANA	35,700	35,468	35,573	35,492	100
28	TRIPURA	10,145	9,989	9911 #	9,911	99
29	UTTARAKHAND	20,067	19,642	19,490	19,472	99
30	UTTAR PRADESH	1,90,145	1,88,713	1,87,450	1,77,818	99
31	WEST BENGAL	1,19,481	1,17,420	1,26,815	1,26,815	108
32	ANDAMAN AND NICOBAR ISLANDS	720	713	714	714	100
33	CHANDIGARH	500	500	500	500	100
34	DADRA AND NAGAR HAVELI	302	288	268 #	268	93
35	DAMAN AND DIU	107	107	102	102	95
36	LAKSHADWEEP	107	107	107 #	107	100
Grand Total		14,00,000	13,64,114	13,44,591	13,34,630	99

Very Good:(90% or above of targets)

ANDHRA PRADESH, ARUNACHAL PRADESH, ASSAM, BIHAR, CHHATISGARH, DELHI, GOA, GUJARAT, HARYANA, HIMACHAL PRADESH, JAMMU AND KASHMIR, JHARKHAND, KARNATAKA, KERALA, MADHYA PRADESH, MANIPUR, NAGALAND, ODISHA, PUDUCHERRY, PUNJAB, RAJASTHAN, SIKKIM, TAMIL NADU, TELANGANA, TRIPURA, UTTARAKHAND, UTTAR PRADESH, WEST BENGAL, ANDAMAN AND NICOBAR ISLANDS, CHANDIGARH, DADRA AND NAGAR HAVELI, DAMAN AND DIU, LAKSHADWEEP

Good:(Between 80% to 90% targets)

MAHARASHTRA, MEGHALAYA, MIZORAM

Note:

Figures reported earlier have been repeated

Functional Anganwadis (Cumulative) % Achievement of Target During April 2015 - September 2015

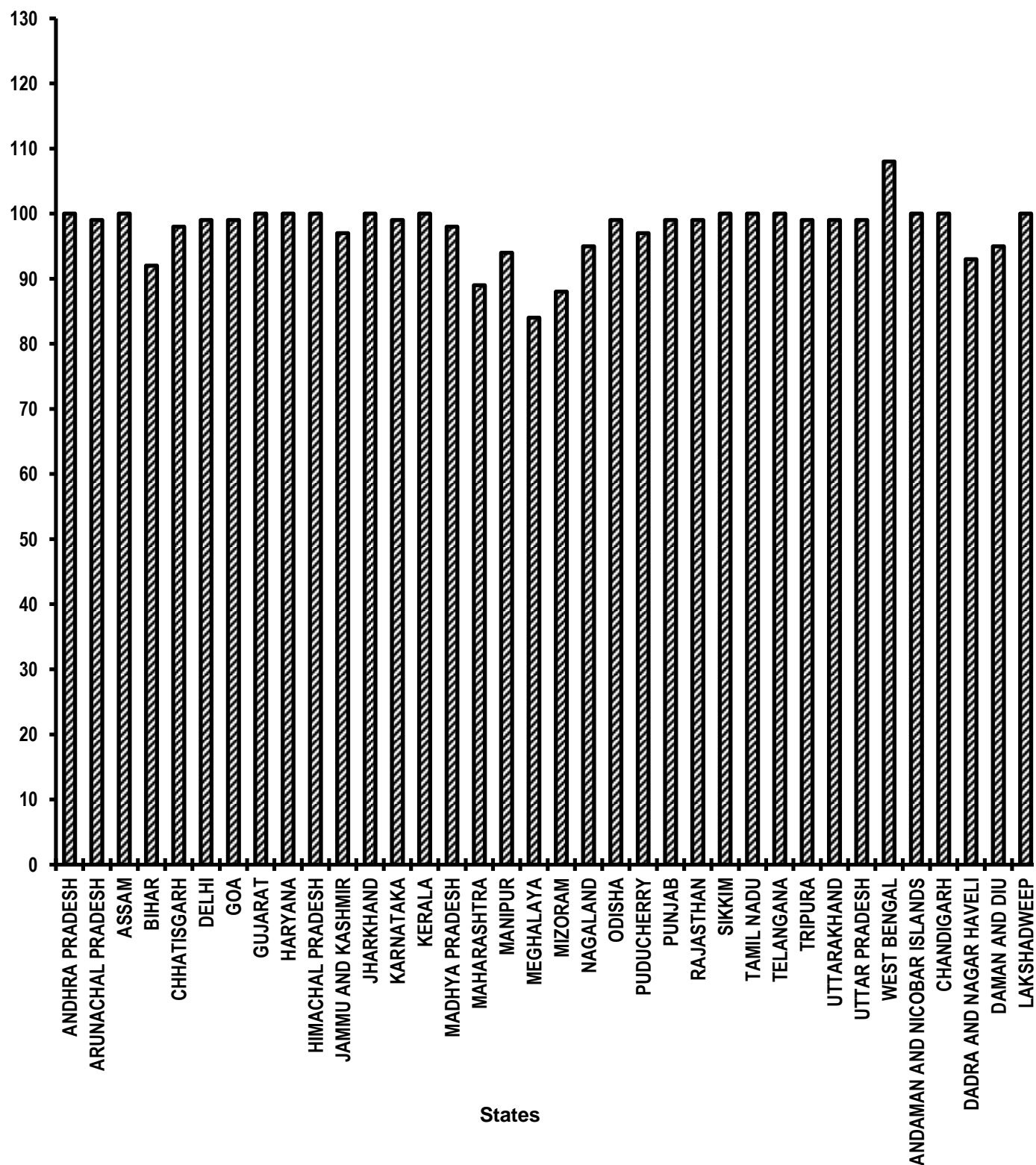


Table - 14

No. of Urban poor families assisted under Seven Point Charter
(Unit: Number)

Sl. No.	State/UT Name	Poor Families assisted (Number) April 2015- September 2015	Achievement as reported till June 2015
		(3)	(4)
1	ANDHRA PRADESH	1,03,549	17,231
2	ARUNACHAL PRADESH	0	NR
3	ASSAM	535	444
4	BIHAR	0	0
5	CHHATISGARH	0	NR
6	DELHI	185	185
7	GOA	0	0
8	GUJARAT	91,657	85,881
9	HARYANA	1743 #	1,743
10	HIMACHAL PRADESH	0	0
11	JAMMU AND KASHMIR	370	0
12	JHARKHAND	NR	NR
13	KARNATAKA	616	173
14	KERALA	1,472	945
15	MADHYA PRADESH	9,319	2,255
16	MAHARASHTRA	4,058	1,591
17	MANIPUR	NR	NR
18	MEGHALAYA	273	273
19	MIZORAM	0	NR
20	NAGALAND	NR	NR
21	ODISHA	374	141
22	PUDUCHERRY	NR	NR
23	PUNJAB	1,150	50
24	RAJASTHAN	2,143	895
25	SIKKIM	0	0
26	TAMIL NADU	2,117	98
27	TELANGANA	9,365	4,029
28	TRIPURA	0 #	0
29	UTTARAKHAND	0	0
30	UTTAR PRADESH	206	118
31	WEST BENGAL	15,51,594	3,85,684
32	ANDAMAN AND NICOBAR ISLANDS	0	0
33	CHANDIGARH	426	199
34	DADRA AND NAGAR HAVELI	0 #	0
35	DAMAN AND DIU	0	0
Grand Total		17,80,727	5,01,935

Note:

NR Not Reported

Figures reported earlier have been repeated

Table - 15(A)

**Afforestation (Public and Forest Lands)
Area Covered under Plantation
(Unit: Hectares)**

Sl. No.	State/UT Name	Target		Achievement		Percent Achievement
		2015-2016	April 2015-September 2015	April 2015-September 2015	Achievement as reported till June 2015	April 2015-September 2015
(1)	(2)	(3)	(4)	(5)	(6)	(5)/(4)
1	ANDHRA PRADESH	1,48,730	74,365	1,25,914	0	169
2	ARUNACHAL PRADESH	210	104	0	NR	0
3	ASSAM	40	19	0	0	0
4	BIHAR	22,790	11,395	29,242	4,961	257
5	CHHATISGARH	50,410	25,206	1,16,758	NR	463
6	DELHI	850	426	970	0	228
7	GOA	150	74	14	0	19
8	GUJARAT	1,39,280	69,638	1,25,835	0	181
9	HARYANA	57,200	28,600	24,621	4,279	86
10	HIMACHAL PRADESH	18,000	9,000	8,020	0	89
11	JAMMU AND KASHMIR	8,700	4,350	1,208	0	28
12	JHARKHAND	3,450	1,725	NR	NR	0
13	KARNATAKA	66,090	33,045	66,133	30,212	200
14	KERALA	3,890	1,944	822	433	42
15	MADHYA PRADESH	1,10,700	55,350	7994 #	7,994	14
16	MAHARASHTRA	1,22,880	61,440	55,547	9,438	90
17	MANIPUR	14,600	7,300	NR	NR	0
18	MEGHALAYA	4,850	2,425	1,615	0	67
19	MIZORAM	4,070	2,035	0	NR	0
20	NAGALAND	1,050	527	NR	NR	0
21	ODISHA	1,07,290	53,646	1,59,319	0	297
22	PUDUCHERRY	40	19	NR	NR	0
23	PUNJAB	6,970	3,486	2,687	0	77
24	RAJASTHAN	57,100	28,549	68,282	13,521	239
25	SIKKIM	4,810	2,406	1,325	178	55
26	TAMIL NADU	70,240	35,119	11,148	0	32
27	TELANGANA	59,970	29,987	2,02,733	2,120	676
28	TRIPURA	16,280	8,141	2339 #	2,339	29
29	UTTARAKHAND	16,000	7,999	15,133	701	189
30	UTTAR PRADESH	47,731	23,867	1,60,472	2,574	672
31	WEST BENGAL	750	377	1740 #	1,740	462
32	ANDAMAN AND NICOBAR ISLANDS	1,120	559	1,158	276	207
33	CHANDIGARH	180	90	145	0	161
34	DADRA AND NAGAR HAVELI	200	101	0 #	0	0
35	DAMAN AND DIU	10	5	0	0	0
36	LAKSHADWEEP	20	9	0 #	0	0
Grand Total		11,66,651	5,83,328	11,91,174	80,766	204

Very Good:(90% or above of targets)

ANDHRA PRADESH, BIHAR, CHHATISGARH, DELHI, GUJARAT, KARNATAKA, MAHARASHTRA, ODISHA, RAJASTHAN, TELANGANA, UTTARAKHAND, UTTAR PRADESH, WEST BENGAL, ANDAMAN AND NICOBAR ISLANDS, CHANDIGARH

Good:(Between 80% to 90% targets)

HARYANA, HIMACHAL PRADESH

Poor:(Below 80% of targets)

ARUNACHAL PRADESH, ASSAM, GOA, JAMMU AND KASHMIR, JHARKHAND, KERALA, MADHYA PRADESH, MANIPUR, MEGHALAYA, MIZORAM, NAGALAND, PUDUCHERRY, PUNJAB, SIKKIM, TAMIL NADU, TRIPURA, DADRA AND NAGAR HAVELI, DAMAN AND DIU, LAKSHADWEEP

Note:

NR Not Reported

Figures reported earlier have been repeated

Afforestation (Public and Forest Lands)

Area Covered under Plantation

% Achievement of Target
During April 2015 - September 2015

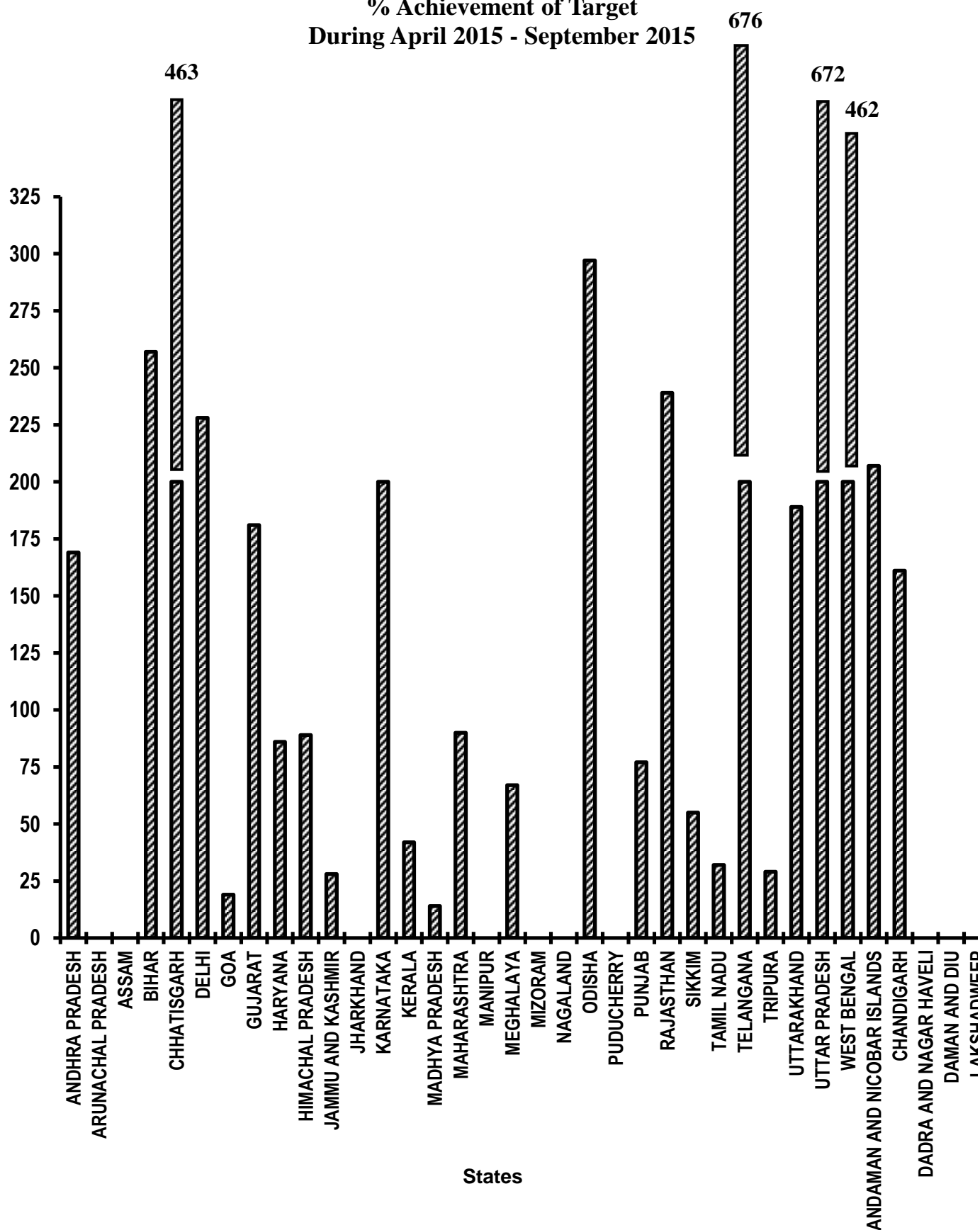


Table - 15(B)

**Afforestation (Public and Forest Lands)
Seedlings planted
(Unit: Number)**

		Target		Achievement		Percent Achievement
Sl. No.	State/UT Name	2015-2016	April 2015-September 2015	April 2015-September 2015	Achievement as reported till June 2015	April 2015-September 2015
(1)	(2)	(3)	(4)	(5)	(6)	(5)/(4)
1	ANDHRA PRADESH	9,66,75,000	4,83,37,660	13,25,49,000	0	274
2	ARUNACHAL PRADESH	1,37,000	68,332	0	NR	0
3	ASSAM	26,000	13,336	0	0	0
4	BIHAR	1,48,14,000	74,07,500	1,90,07,500	32,24,600	257
5	CHHATISGARH	3,27,67,000	1,63,83,665	9,18,000	NR	6
6	DELHI	5,53,000	2,76,333	6,30,255	0	228
7	GOA	98,000	49,333	23,400	0	47
8	GUJARAT	9,05,32,000	4,52,65,999	14,52,73,000	0	321
9	HARYANA	3,71,80,000	1,85,89,999	1,94,09,000	40,39,000	104
10	HIMACHAL PRADESH	1,17,00,000	58,50,000	88,42,776	0	151
11	JAMMU AND KASHMIR	56,55,000	28,27,750	8,39,000	0	30
12	JHARKHAND	22,43,000	11,21,666	NR	NR	0
13	KARNATAKA	4,29,59,000	2,14,79,668	4,07,72,000	1,38,08,400	190
14	KERALA	25,29,000	12,64,332	14,79,072	4,73,169	117
15	MADHYA PRADESH	7,19,55,000	3,59,77,666	52,01,000 #	52,01,000	14
16	MAHARASHTRA	7,98,72,000	3,99,36,000	5,49,54,000	57,85,000	138
17	MANIPUR	94,90,000	47,45,334	NR	NR	0
18	MEGHALAYA	31,53,000	15,76,334	5,15,532	0	33
19	MIZORAM	26,46,000	13,23,333	0	NR	0
20	NAGALAND	6,83,000	3,41,667	NR	NR	0
21	ODISHA	6,97,39,000	3,48,69,666	9,38,00,000	0	269
22	PUDUCHERRY	26,000	13,333	NR	NR	0
23	PUNJAB	45,31,000	22,65,666	17,47,000	0	77
24	RAJASTHAN	3,71,15,000	1,85,57,667	4,36,20,200	99,60,200	235
25	SIKKIM	31,27,000	15,63,666	16,30,602	3,15,700	104
26	TAMIL NADU	4,56,56,000	2,28,28,000	72,46,500	0	32
27	TELANGANA	3,89,81,000	1,94,90,333	11,78,53,000	13,38,000	605
28	TRIPURA	1,05,82,000	52,91,333	15,38,000 #	15,38,000	29
29	UTTARAKHAND	1,04,00,000	52,00,000	1,39,36,000	6,74,000	268
30	UTTAR PRADESH	3,10,25,000	1,55,12,334	5,53,36,773	3,12,101	357
31	WEST BENGAL	4,88,000	2,44,000	41,64,050 #	41,64,050	1,707
32	ANDAMAN AND NICOBAR ISLANDS	7,28,000	3,64,000	5,36,179	1,85,041	147
33	CHANDIGARH	1,17,000	58,333	81,686	0	140
34	DADRA AND NAGAR HAVELI	1,30,000	65,333	0 #	0	0
35	DAMAN AND DIU	7,000	3,666	0	0	0
36	LAKSHADWEEP	13,000	6,333	0 #	0	0
Grand Total		75,83,32,000	37,91,69,570	77,19,03,525	5,10,18,261	204

Very Good:(90% or above of targets)

ANDHRA PRADESH, BIHAR, DELHI, GUJARAT, HARYANA, HIMACHAL PRADESH, KARNATAKA, KERALA, MAHARASHTRA, ODISHA, RAJASTHAN, SIKKIM, TELANGANA, UTTARAKHAND, UTTAR PRADESH, WEST BENGAL, ANDAMAN AND NICOBAR ISLANDS, CHANDIGARH

Poor:(Below 80% of targets)

ARUNACHAL PRADESH, ASSAM, CHHATISGARH, GOA, JAMMU AND KASHMIR, JHARKHAND, MADHYA PRADESH, MANIPUR, MEGHALAYA, MIZORAM, NAGALAND, PUDUCHERRY, PUNJAB, TAMIL NADU, TRIPURA, DADRA AND NAGAR HAVELI, DAMAN AND DIU, LAKSHADWEEP

Note:

NR Not Reported

Figures reported earlier have been repeated

Afforestation (Public and Forest Lands)

Seedlings planted

% Achievement of Target
During April 2015 - September 2015

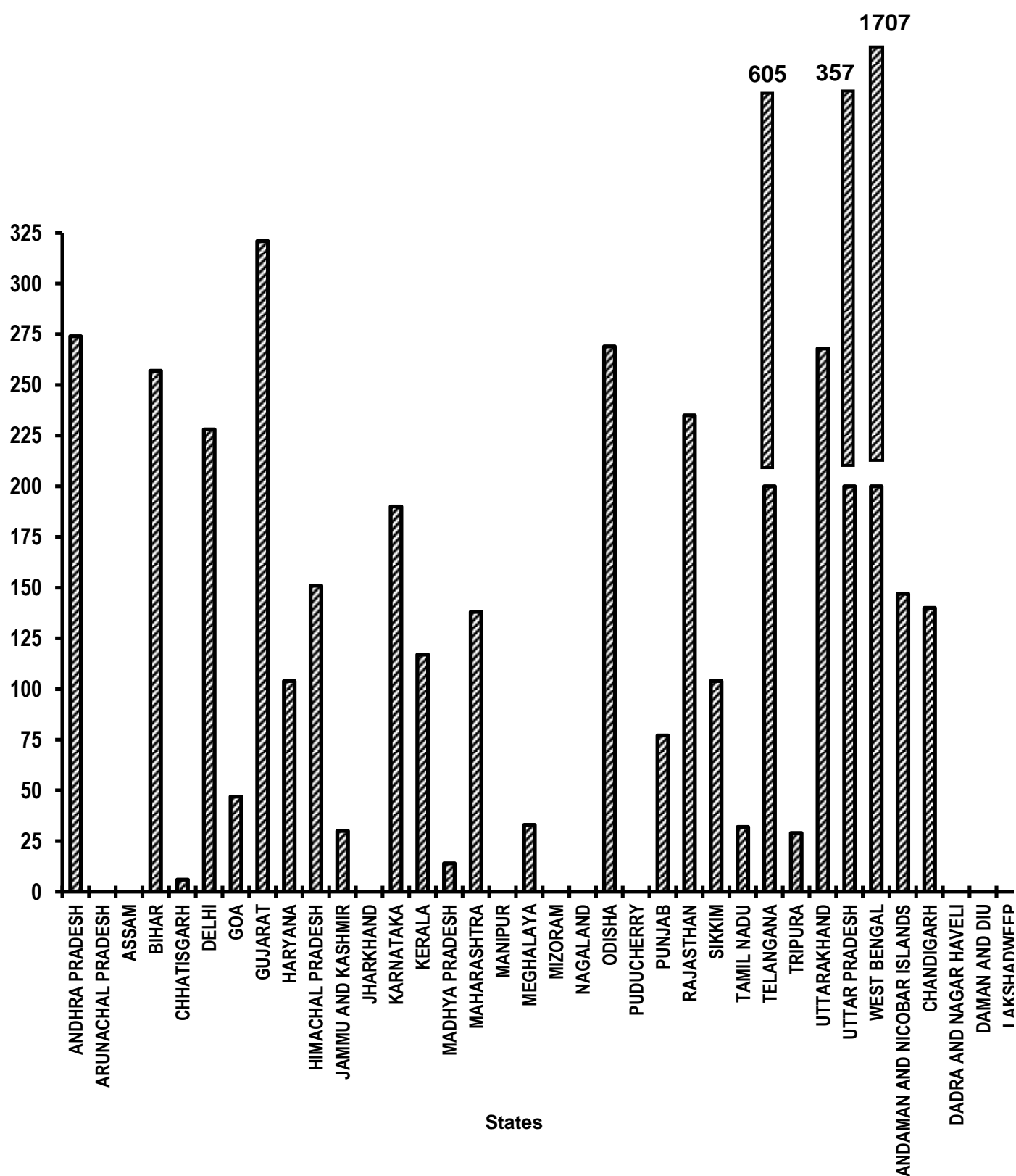


Table - 16

Rural roads - PMGSY
Length of road constructed
(Unit: Kilometer)

		Target		Achievement		Percent Achievement
Sl. No.	State/UT Name	2015-2016	April 2015-September 2015	April 2015-September 2015	Achievement as reported till June 2015	April 2015-September 2015
(1)	(2)	(3)	(4)	(5)	(6)	(5)/(4)
1	ANDHRA PRADESH	300	90	340	205	378
2	ARUNACHAL PRADESH	470	142	197 #	197	139
3	ASSAM	700	209	171	125	82
4	BIHAR	3,200	961	933 #	933	97
5	CHHATISGARH	1,500	451	860 #	860	191
6	GUJARAT	1,800	539	1,251	295	232
7	HARYANA	300	90	209	137	232
8	HIMACHAL PRADESH	300	90	417	328	463
9	JAMMU AND KASHMIR	750	225	255	95	113
10	JHARKHAND	1,240	371	486 #	486	131
11	KARNATAKA	550	164	500	308	305
12	KERALA	300	90	69	37	77
13	MADHYA PRADESH	3,410	1,024	992 #	992	97
14	MAHARASHTRA	600	180	324	190	180
15	MANIPUR	300	90	275 #	275	306
16	MEGHALAYA	100	29	32	12	110
17	MIZORAM	80	25	52	47	208
18	NAGALAND	150	45	39 #	39	87
19	ODISHA	2,350	705	1,594	1,209	226
20	PUNJAB	450	135	441	349	327
21	RAJASTHAN	2,000	599	1,774	1,294	296
22	SIKKIM	120	36	50	22	139
23	TAMIL NADU	1,110	333	213	103	64
24	TELANGANA	250	75	147	47	196
25	TRIPURA	220	67	47 #	47	70
26	UTTARAKHAND	450	135	564	461	418
27	UTTAR PRADESH	1,500	450	1,281	748	285
28	WEST BENGAL	1,500	450	1,061	885	236
Grand Total		26,000	7,800	14,574	10,726	187

Very Good:(90% or above of targets)

ANDHRA PRADESH, ARUNACHAL PRADESH, BIHAR, CHHATISGARH, GUJARAT, HARYANA, HIMACHAL PRADESH, JAMMU AND KASHMIR, JHARKHAND, KARNATAKA, MADHYA PRADESH, MAHARASHTRA, MANIPUR, MEGHALAYA, MIZORAM, ODISHA, PUNJAB, RAJASTHAN, SIKKIM, TELANGANA, UTTARAKHAND, UTTAR PRADESH, WEST BENGAL

Good:(Between 80% to 90% targets)

ASSAM, NAGALAND

Poor:(Below 80% of targets)

KERALA, TAMIL NADU, TRIPURA

Note:

Figures reported earlier have been repeated

Rural Roads - PMGSY

Length of Road Constructed

% Achievement of Target
During April 2015 - September 2015

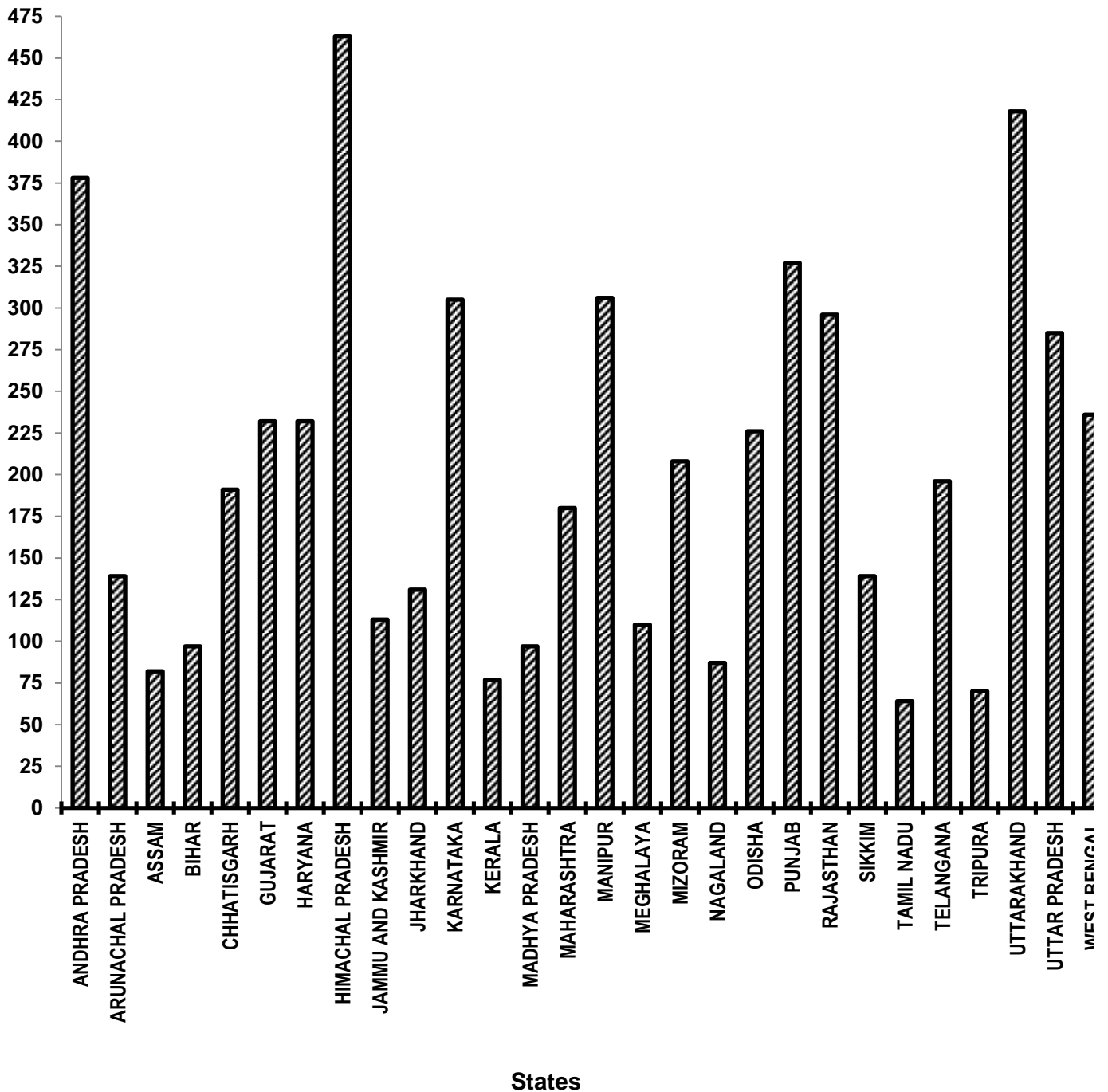


Table - 17

Deendyal Upadhyaya Gram Jyoti Yojana (DDUGJY)
Villages electrified
(Unit: Number)

		Target		Achievement		Percent Achievement
Sl. No.	State/UT Name	2015-2016	April 2015-September 2015	April 2015-September 2015	Achievement as reported till June 2015	April 2015-September 2015
(1)	(2)	(3)	(4)	(5)	(6)	(5)/(4)
1	ARUNACHAL PRADESH	-	-	0	NR	-
2	ASSAM	121	54	21 *	21	39
3	BIHAR	1,975	891	2,260	873	254
4	CHHATISGARH	15	6	45	3	750
5	HIMACHAL PRADESH	1	1	1	1	100
6	JAMMU AND KASHMIR	31	15	26	26	173
7	JHARKHAND	352	158	77 *	56	49
8	KARNATAKA	-	-	0 ¥	0	-
9	KERALA	-	-	0	0	-
10	MADHYA PRADESH	142	64	76 *	4	119
11	MAHARASHTRA	-	-	0	0	-
12	MANIPUR	95	43	24 *	NR	56
13	MEGHALAYA	26	11	1 *	1	9
14	MIZORAM	16	6	16 *	16	267
15	NAGALAND	8	4	NR	NR	0
16	ODISHA	20	9	1 *	1	11
17	RAJASTHAN	26	11	29	0	264
18	TAMIL NADU	-	-	0	0	-
19	TRIPURA	4	2	0 #		0
20	UTTAR PRADESH	659	297	155 *	30	52
21	WEST BENGAL	10	5	9 *	9	180
Grand Total		3,501	1,577	2,741	1,041	174

Very Good:(90% or above of targets)

BIHAR, CHHATISGARH, HIMACHAL PRADESH, JAMMU AND KASHMIR, MADHYA PRADESH, MIZORAM, RAJASTHAN, WEST BENGAL

Poor:(Below 80% of targets)

ASSAM, JHARKHAND, MANIPUR, MEGHALAYA, NAGALAND, ODISHA, TRIPURA, UTTAR PRADESH

Note:

NR Not Reported

Figures reported earlier have been repeated

¥ : Information not shown due to high inconsistency

* Figures have been reconciled with that of M/o Power

**Deendayal Upadhyaya
Gram Jyoti Yojana-DDUGJY
Villages electrified
% Achievement of Target
During April 2015 - September 2015**

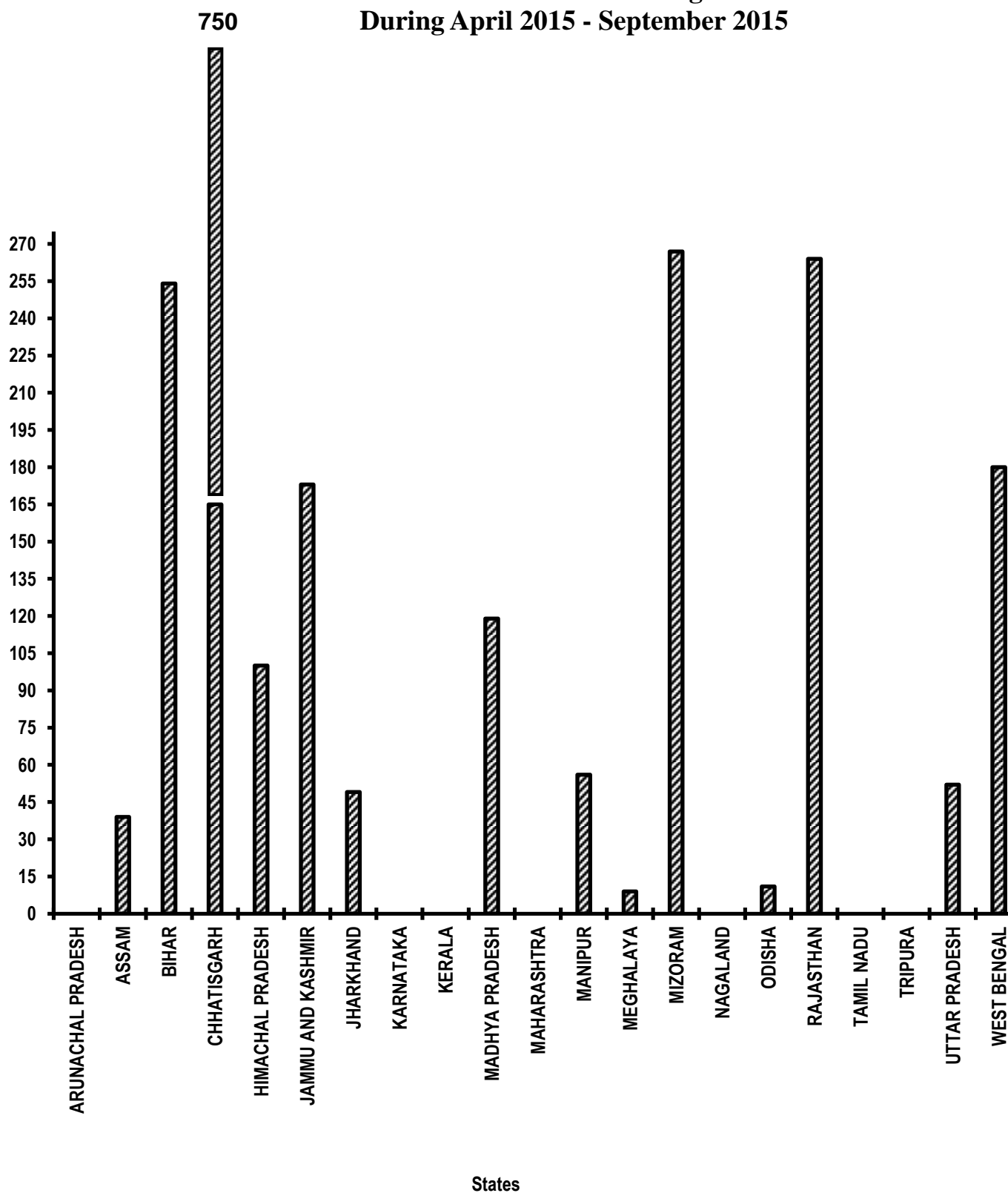


Table - 18

**Energising pump sets
Pumps sets energized
(Unit: Number)**

		Target +	Achievement		Percent Achievement
Sl. No.	State/UT Name	2015-2016	April 2015-September 2015	April 2015-September 2015	Achievement as reported till June 2015
(1)	(2)	(3)	(4)	(5)	(6)
1	ANDHRA PRADESH	25,000	12,500	17,081	4,453
2	BIHAR	2,764	1,382	7,499	0
3	CHHATISGARH	21,000	6,000	7,853	NR
4	GOA	200	90	107	52
5	GUJARAT	56,000	27,998	43,373	26,343
6	HARYANA	9,549	4,773	3,081	1,372
7	HIMACHAL PRADESH	1,014	506	993	445
8	JHARKHAND	22,000	11,000	NR	NR
9	KARNATAKA	38,602	19,300	30,877	21,694
10	KERALA	12,000	6,000	4,193	2,648
11	MADHYA PRADESH	17,237	8,617	62,888	22,930
12	ODISHA	1,190	594	3,154	1,616
13	PUDUCHERRY	25	12	NR	NR
14	PUNJAB	55,000	12,498	0	0
15	RAJASTHAN	30,000	15,000	15,742	5,190
16	TAMIL NADU	10,000	3,000	5,348	1,869
17	TELANGANA	25,148	12,572	34,331	13,183
18	UTTARAKHAND	700	348	403	218
19	UTTAR PRADESH	22,058	11,028	6,980	4,408
20	WEST BENGAL	422	210	7,973	939
21	DADRA AND NAGAR HAVELI	20	6	0 #	0
22	DAMAN AND DIU	25	12	25	2
Grand Total		3,49,954	1,53,446	2,51,901	1,07,362

Very Good:(90% or above of targets)

ANDHRA PRADESH, BIHAR, CHHATISGARH, GOA, GUJARAT, HIMACHAL PRADESH, KARNATAKA, MADHYA PRADESH, ODISHA, RAJASTHAN, TAMIL NADU, TELANGANA, UTTARAKHAND, WEST BENGAL, DAMAN AND DIU

Poor:(Below 80% of targets)

HARYANA, JHARKHAND, KERALA, PUDUCHERRY, PUNJAB, UTTAR PRADESH, DADRA AND NAGAR HAVELI

Note:

NR: Not Reported

Figures reported earlier have been repeated

+ : Only Gujarat, Haryana, Himachal Pradesh, Tamil Nadu, Telangana and Uttarakhand have provided the targets. For rest of the States/Uts previous year targets have been repeated provisionally.

Energising Pump sets

Pumps sets energized

% Achievement of Target

During April 2015 - September 2015

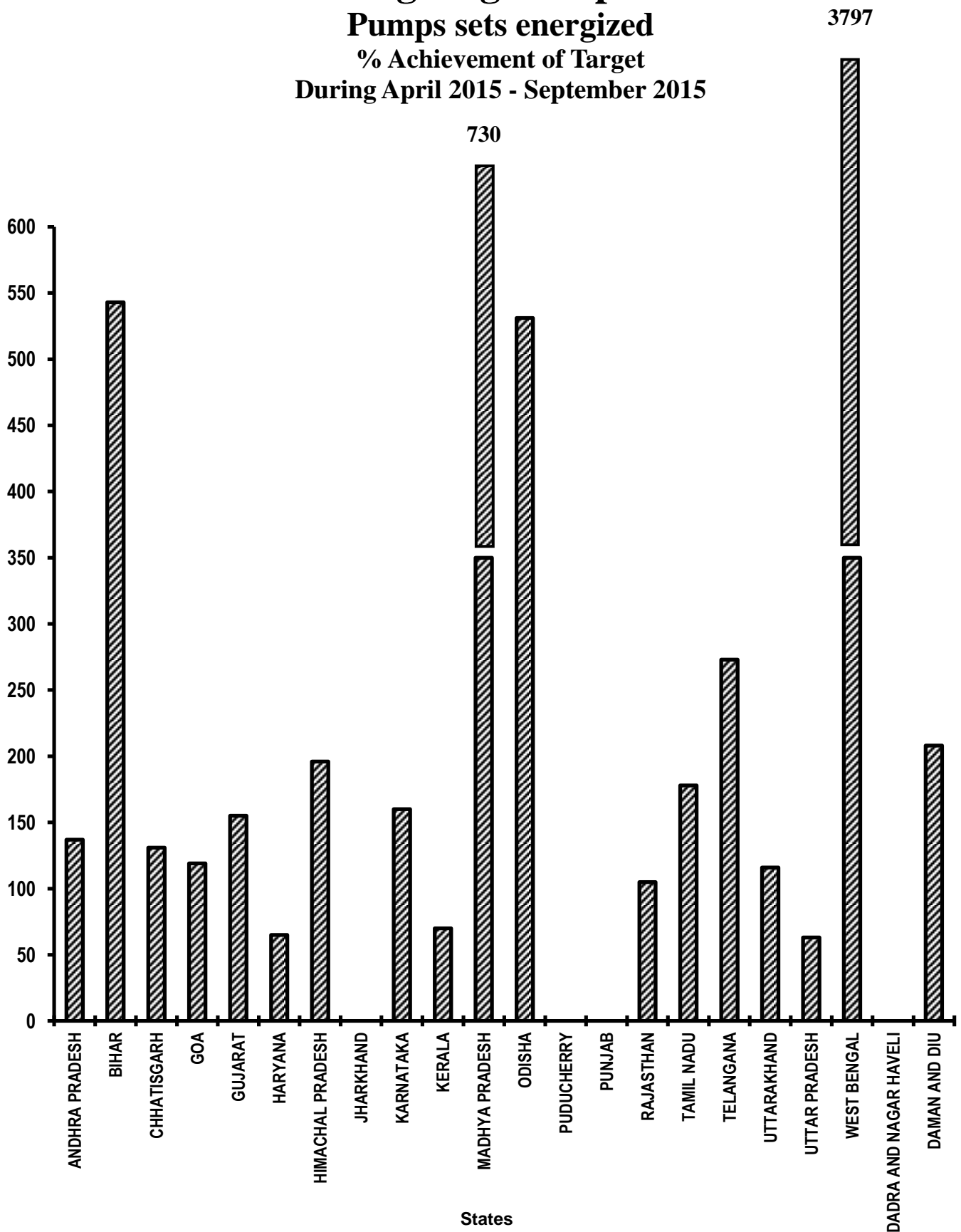


Table - 19

Supply of Electricity

Sl. No.	State/UT Name	Electricity demanded (Million Units) April 2015-September 2015	Electricity supplied (Million Units) April 2015-September 2015	Achievement as reported till June 2015	Shortage observed (Million Units) April 2015-September 2015	Percentage of Electricity Supplied
(1)	(2)	(3)	(4)		(5)	(6)
1	ANDHRA PRADESH	25,219	25,160	12,561	59	100
2	ARUNACHAL PRADESH	270	243	109	27	90
3	ASSAM	4,610	4,241	1,937	369	92
4	BIHAR	11,595	11,396	5,373	199	98
5	CHHATISGARH	12,507	12,294	5,915	213	98
6	DELHI	17,700	17,676	8,440	24	100
7	GOA	2,555	2,554	1,302	1	100
8	GUJARAT	51,488	51,484	26,055	4	100
9	HARYANA	26,262	26,218	11,421	44	100
10	HIMACHAL PRADESH	4,422	4,377	2,208	45	99
11	JAMMU AND KASHMIR	7,766	6,543	3,325	1,223	84
12	JHARKHAND	3,741	3,694	1,801	47	99
13	KARNATAKA	31,090	29,563	14,905	1,527	95
14	KERALA	11,374	11,276	5,641	98	99
15	MADHYA PRADESH	25,871	25,871	12,542	0	100
16	MAHARASHTRA	69,699	69,463	34,908	236	100
17	MANIPUR	402	381	171	21	95
18	MEGHALAYA	883	820	389	63	93
19	MIZORAM	220	211	104	9	96
20	NAGALAND	375	367	175	8	98
21	ODISHA	13,828	13,682	6,844	146	99
22	PUDUCHERRY	1,279	1,272	633	7	99
23	PUNJAB	30,903	30,891	12,851	12	100
24	RAJASTHAN	31,212	31,131	14,992	81	100
25	SIKKIM	175	175	94	0	100
26	TAMIL NADU	50,295	49,626	24,070	669	99
27	TELANGANA	24,902	24,606	11,615	296	99
28	TRIPURA	630	585	277	45	93
29	UTTARAKHAND	6,686	6,543	3,234	143	98
30	UTTAR PRADESH	56,672	49,008	23,664	7,664	86
31	WEST BENGAL	25,362	25,248	12,359	114	100
32	ANDAMAN AND NICOBAR ISLANDS	120	90	45	30	75
33	CHANDIGARH	958	958	451	0	100
34	DADRA AND NAGAR HAVELI	2,934	2,934	1,411	0	100
35	DAMAN AND DIU	1,162	1,162	550	0	100
36	LAKSHADWEEP	24	24	12	0	100
Grand Total		5,55,191	5,41,767	2,62,384	13,424	98

Very Good:(90% or above of targets)

ANDHRA PRADESH, ARUNACHAL PRADESH, ASSAM, BIHAR, CHHATISGARH, DELHI, GOA, GUJARAT, HARYANA, HIMACHAL PRADESH, JHARKHAND, KARNATAKA, KERALA, MADHYA PRADESH, MAHARASHTRA, MANIPUR, MEGHALAYA, MIZORAM, NAGALAND, ODISHA, PUDUCHERRY, PUNJAB, RAJASTHAN, SIKKIM, TAMIL NADU, TELANGANA, TRIPURA, UTTARAKHAND, WEST BENGAL, CHANDIGARH, DADRA AND NAGAR HAVELI, DAMAN AND DIU, LAKSHADWEEP

Good:(Between 80% to 90% targets)

JAMMU AND KASHMIR, UTTAR PRADESH

Poor:(Below 80% of targets)

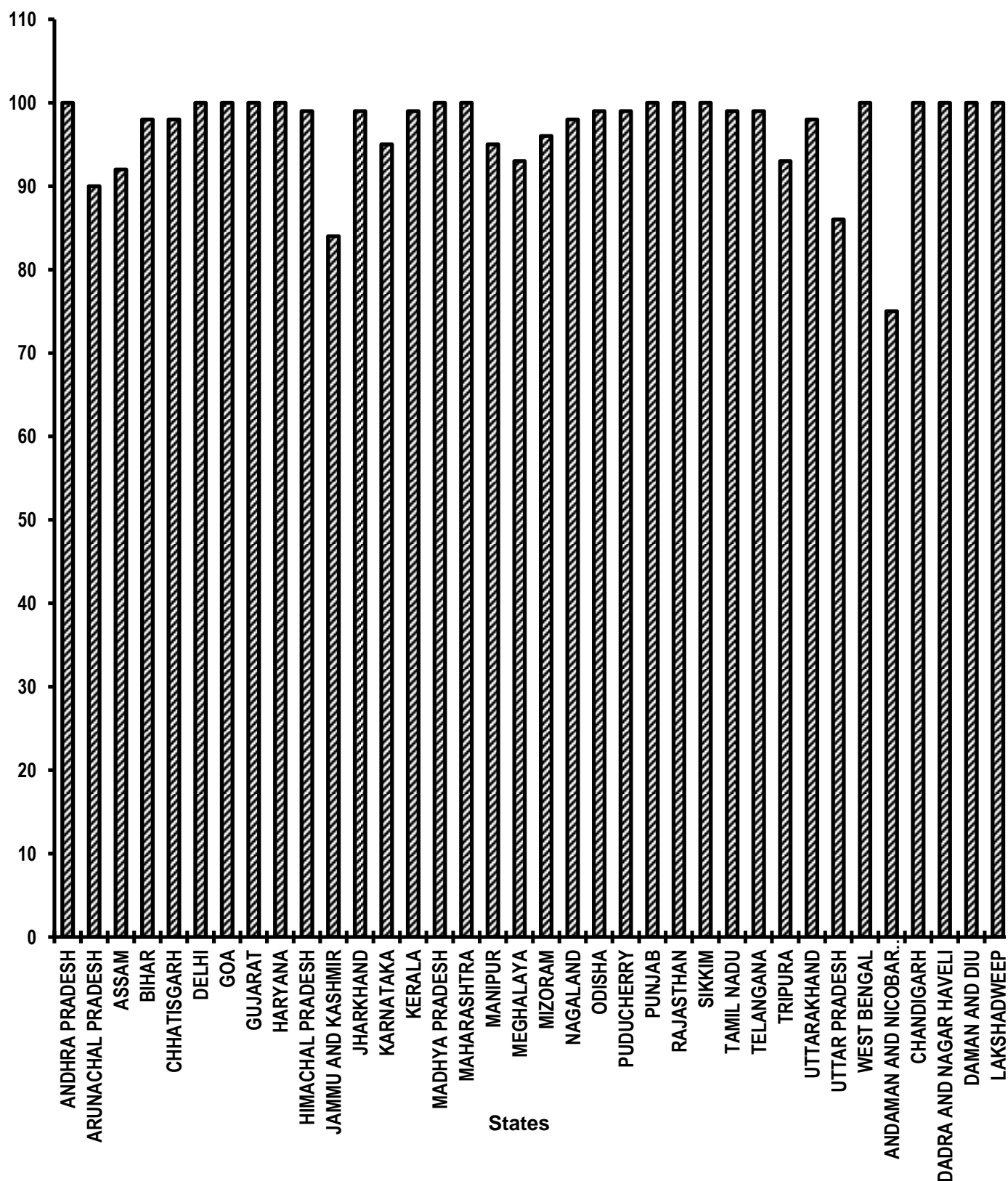
ANDAMAN AND NICOBAR ISLANDS

Supply of Electricity

Electricity supplied

% Achievement of Target

During April 2015 - September 2015



Twenty Point Programme – 2006

List of Twenty Points

1. Garibi Hatao [Poverty Eradication]
2. Jan Shakti [Power to People]
3. Kisan Mitra [Support to Farmers]
4. Shramik Kalyan [Labour Welfare]
5. Khadya Suraksha [Food Security]
6. Subke Liye Aawas [Housing for All]
7. Shudh Peya Jal [Clean Drinking Water]
8. Jan Jan Ka Swasthya [Health for All]
9. Sabke Liye Shiksha [Education for All]
10. Anusuchit Jaati, Jan Jaati, Alp-sankhyak evam Anya Pichhra Varg Kalyan [Welfare of Scheduled Castes, Scheduled Tribes, Minorities and OBCs]
11. Mahila Kalyan [Women Welfare]
12. Bal Kalyan [Child Welfare]
13. Yuva Vikas [Youth Development]
14. Basti Sudhar [Improvement of Slums]
15. Paryavaran Sanrakshan evam Van Vridhi [Environment Protection and Afforestation]
16. Samajik Suraksha [Social Security]
17. Grameen Sadak [Rural Roads]
18. Grameen Oorja [Energization of Rural Area]
19. Pichhara Kshetra Vikas [Development of Backward Areas]
20. e- Shasan [IT enabled e-Governance]

LIST OF ITEMS COVERED UNDER (TPP) - 2006

Point No.	Item No.	Name of the Points/Items
I.		Garibi Hatao [Poverty Eradication]
		Rural Areas
	1.	Employment generation under the <i>Mahatma Gandhi National Rural Employment Guarantee Act (MGNREGA)</i>
	2.	National Rural Livelihood Mission (NRLM)
	3.	Rural Business Hubs in Partnership with Panchayats
	4.	Self Help Groups
		Urban Areas
	5.	Swaranjayanti Shehari Rojgar Yojana
II.		Jan Shakti (Power to People)
	6.	Local Self Government (Panchayati Raj and Urban Local Bodies) <ul style="list-style-type: none"> - Activity Mapping for devolution of functions - Budget Flow of Funds - Assignment of Functionaries
	7.	Quick and Inexpensive Justice – Gram Nyayalayas and Nyaya Panchayats.
	8.	District Planning Committees.
III.		Kisan Mitra [Support to Farmers]
	9.	Water shed development
	10.	Marketing and infrastructural support to farmers
	11.	Irrigation facilities (including minor and micro irrigation) for agriculture
	12.	Credit to farmers
	13.	Distribution of waste land to the landless
IV.		Shramik Kalyan [Labour Welfare]
	14.	Social Security for Agricultural and Unorganised Labour
	15.	Minimum Wages Enforcement (including Farm Labour)
	16.	Prevention of Child Labour
	17.	Welfare of Women Labour
V.		Khadya Suraksha [Food Security]
	18.	Food Security: <ul style="list-style-type: none"> (i) Targeted Public Distribution System (TPDS)/ National Food Security Act (NFSA) (ii) Antyodaya Anna Yojana, (iii) Establishing Grain banks in chronically food scarcity areas
VI.		Subke Liye Aawas [Housing for All]
	19	Rural Housing - Indira Awaas Yojana
	20.	EWS/LIG Houses in Urban Areas

Contd.....

Point No.	Item No.	Name of the Points/Items
VII.		Shudh Peya Jal [Clean Drinking Water]
	21.	Rural Areas. - National Rural Drinking Water Programme-(<i>NRDWP</i>)
	22.	Urban Areas: - Accelerated Urban Water Supply Programme
VIII.		Jan Jan Ka Swasthya [Health for All]
	23.	Control and prevention of major diseases: (a) HIV/AIDS (b) TB (c) Malaria (d) Leprosy (e) Blindness
	24.	National Rural Health Mission
	25.	Immunisation of Children
	26.	Sanitation Programme in - Rural Areas - Urban areas
	27.	Institutional Delivery
	28.	Prevention of Female Foeticide
	29.	Supplementary nutrition for Mothers and Children
	30.	Two Child norms
IX.		Sabke Liye Shiksha [Education for All]
	31.	Sarv Shiksha Abhiyan - Compulsory Elementary Education
	32.	Mid Day Meal Scheme
X.		Anusuchit Jaati, Jan Jaati, Alp-sankhyak evam Anya Pichhra Varg Kalyan [Welfare of Scheduled Castes, Scheduled Tribes, Minorities and OBCs]
	33.	SC Families assisted (a) SC families assisted under SCA to SCSP & NSFDC (b) SC students assisted under post matric scholarship
	34.	Rehabilitation of Scavengers
	35.	ST Families assisted
	36.	Rights of Forest dwellers – Owners of minor forest produce
	37.	Particularly Vulnerable Tribal Groups (PTGs)
	38.	No alienation of Tribal lands
	39.	Implementation of Panchayats (Extension to Scheduled Areas) Act [PESA]
	40.	Welfare of minorities
	41.	Professional education among all minority communities
	42.	Reservation of OBCs in - Education - Employment
XI.		Mahila Kalyan [Women Welfare]
	43.	Financial Assistance for Women Welfare
	44.	Improved participation of women in (a) Panchayats (b) Municipalities (c) State Legislatures (d) Parliament

Contd.....

Point No.	Item No.	Name of the Points/Items
XII.		(Child Welfare)
	45.	Universalisation of ICDS Scheme
	46.	Functional Anganwadis
XIII.		[Youth Development]
	47.	Sports for all in Rural and Urban areas
	48.	Rashtriya Sadbhavana Yojana
	49.	National Service Scheme (NSS)
XIV.		Basti Sudhar [Improvement of Slums]
	50.	Number of Urban poor families assisted under seven point charter viz. land tenure, housing at affordable cost, water, sanitation, health, education, and social security.
XV.		Paryavaran Sanrakshan evam Van Vridhi [Environment Protection and Afforestation]
	51.	Afforestation (a) Area Covered under Plantation on - Public and Forest Lands <u>(b) Number of Seedlings planted on -Public and Forest Lands</u>
	52.	Prevention of pollution of Rivers and water bodies
	53.	Solid and liquid waste management in - Rural Areas - Urban Areas
XVI.		Samajik Suraksha [Social Security]
	54.	Rehabilitation of handicapped and orphans.
	55.	Welfare of the aged
XVII.		Grameen Sadak [Rural Roads]
	56.	Rural Roads - PMGSY
XVIII.		Grameen Oorja [Energization of Rural Area]
	57.	Bio-diesel Production
	58.	Deendayal Upadhyaya Gram Jyoti Yojana
	59.	Renewable Energy
	60.	Energising Pump sets
	61.	Supply of Electricity
	62.	Supply of Kerosene and LPG
XIX.		Pichhara Kshetra Vikas [Development of Backward Areas]
	63.	Backward Regions Grants Fund (BRGF)
XX.		e- Shasan [IT enabled e-Governance]
	64.	Central and State Governments
	65.	Panchayats and Municipalities

Twenty Point Programme – 2006

Quarterly Monitored Items

1. Employment Generation under *Mahatma Gandhi National Rural Employment Guarantee Scheme (MGNREGA)*
2. **National Rural Livelihood Mission (NRLM)**
 - (i) Number of SHGs promoted (new and revived) during the financial year
 - (ii) Number of SHGs provided Revolving Fund (RF) during the financial year
 - (iii) Number of SHGs provided Community Investment Fund (CIF) during the financial year
3. Distribution of Waste land to landless
4. Minimum Wages Enforcement (including Farm Labour)
5. ***Food Security:***
 - (i) Targeted Public Distribution System (TPDS) for AAY, APL & BPL
 - (ii) TPDS for Antyodaya Anna Yojana (AAY) only
 - (iii) TPDS for Below Poverty Line (BPL) only
 - (iv) National Food Security Act (NFSA) for Normal
 - (v) National Food Security Act (NFSA) for Tide over
6. Rural Housing for Indira Awaas Yojana (IAY)
7. EWS/LIG Houses in Urban Areas
8. ***Rural Areas-*** National Rural Drinking Water Programme- (NRDWP)
 - (i) Coverage of Habitations (Partially Covered & Slipped back)- (NRDWP)
 - (ii) Coverage of water quality affected habitations – (NRDWP)
9. Sanitation Programme in Rural Areas
10. Institutional Delivery

11. **SC Families assisted**
 - (i) SC Families assisted under SCA to SCSP and NSFDC
 - (ii) SC Students assisted under post-matric scholarship scheme.
12. Universalisation of ICDS Scheme
13. Functional Anganwadis
14. Number of Urban Poor Families assisted under Seven Point Charter viz. land tenure, housing at affordable cost, water, sanitation, health, education, and social security.
15. ***Afforestation:***
 - (a) Area covered under Plantation on - Public and Forest Lands
 - (b) Number of Seedlings planted on -Public and Forest Lands
16. Rural Roads constructed under Prime Minister Grameen Sadak Yojana (PMGSY)
17. Village electrified under Deendayal Upadhyaya Gram Jyoti Yojana (DDUGJY)
18. Energising Pump sets
19. Supply of Electricity

**STATUS OF RECEIPT OF TARGETS FOR QUARTERLY MONITORED ITEMS UNDER
TPP-2006**

Item No.	Name of the item	Parameter	Parameters/ indicators	Whether State-wise targets fixed by the concerned Administrative Ministries	Whether targets have been received	Nodal Ministry
1	Employment Generation under Mahatma Gandhi National Rural Employment Guarantee Scheme	-	(i) No. of job card issued (ii) Employment generated (iii) Wages given	Non-targetable indicator *	-	Ministry of Rural Development
2	National Rural Livelihood Mission (NRLM)	1 2 3	(i) Number of SHGs promoted (new and revived) during the financial year (ii) Number of SHGs provided Revolving Fund (RF) during the financial year (iii) Number of SHGs provided Community Investment Fund (CIF) during the financial year	Targets fixed & received from Administrative Ministry Targets fixed & received from Administrative Ministry Targets fixed & received from Administrative Ministry	Yes Yes Yes	Ministry of Rural Development
3	Distribution of Waste land to the landless	-	Waste Land distributed (i) Total (ii) SC (iii) ST (iv) Others	Non-targetable indicator *	-	-do-
4	Minimum Wages Enforcement (including Farm Labour)	-	(a) Agriculture and Farm workers (i) Inspections made (ii) Irregularities detected (iii) Irregularities rectified (iv) Claims filed (v) claims settled (vi) Prosecution cases pending (vii) Prosecution cases filed (viii) Prosecution cases decided (b) others	Non-targetable indicator *	-	Ministry of Labour & Employment

Item No.	Name of the item	Parameter	Parameters/ indicators	Whether State-wise targets fixed by the concerned Administrative Ministries	Whether targets have been received	Nodal Ministry
5	Food Security: (i) Targeted Public Distribution System (AAY+APL+BPL) (ii) Antyodaya Anna Yojana (AAY) (iii) Below Poverty Line (BPL) (iv) National Food Security Act (NFSA) (Normal) (v) National Food Security Act (NFSA) (Tide over)	4	Allocation of Food Grains to States/UTs	Targets fixed & received from Administrative Ministry	Yes	Ministry of Consumer Affairs, Food & Public Distribution
		5	Allocation of Food Grains to States/UTs	-do-	Yes	-do-
		6	Allocation of Food Grains to States/UTs	-do-	Yes	-do-
		7	Allocation of Food Grains to States/UTs	-do-	Yes	-do-
		8	Allocation of Food Grains to States/UTs	-do-	Yes	-do-
6	Rural Housing - Indira Awaas Yojana (IAY)	9	Houses constructed	Targets fixed & received from Administrative Ministry.	Yes	Ministry of Rural Development
7	EWS/LIG Houses in Urban Areas	10	Houses constructed	Targets received from Administrative Ministry.	Yes	M/o Housing and Urban Poverty Alleviation
8	Rural Areas - <i>National Rural Drinking Water Programme</i> - (NRDWP)	11	(i) Coverage of Habitations (Partially Covered & Slipped back)- (NRDWP)	Targets fixed & received from Administrative Ministry.	Yes	Ministry of Drinking Water and Sanitation
		12	(ii) Coverage of water quality affected habitations – (NRDWP)	-do-	Yes	-do-
9	Sanitation Programme in Rural Areas	-	Individual Household latrines constructed	Non-targetable indicator *	-	Ministry of Drinking Water and Sanitation
10	Institutional Delivery	-	Delivery in Institutions	Non-targetable indicator *	-	Ministry of Health & Family Welfare

Item No.	Name of the item	Parameter	Parameters/ indicators	Whether State-wise targets fixed by the concerned Administrative Ministries	Whether targets have been received	Nodal Ministry
11	SC Families Assisted	13 -	(i) SC Families assisted under SCA to SCSP & NSFDC (ii) SC Students assisted under Post Matric Scholarship	Targets fixed & received from Administrative Ministry. Non-targetable indicator *	Yes -	M/o Social Justice and Empowerment
12	Universalisation of ICDS Scheme	14	ICDS Blocks Operational (Cumulative)	Targets fixed & received from Administrative Ministry	Yes	Ministry of Women and Child Development
13	Functional Anganwadis	15	Anganwadis Functional (cumulative)	Targets fixed & received from Administrative Ministry	Yes	Ministry of Women and Child Development
14	Number of Urban poor families assisted under seven point charter viz. land tenure, housing at affordable cost, water, sanitation, health, education, and social security.	-	Poor Families assisted	Non-targetable indicator *	-	M/o Housing and Urban Poverty Alleviation
15	Afforestation: (a) Area Covered under Plantation on - Public and Forest Lands (b) Number of Seedlings planted on -Public and Forest Lands	16 17	(a) Area Covered under Plantation on - Public and Forest Lands (b)Number of Seedlings	Targets fixed & received from Administrative Ministry Targets fixed & received from Administrative Ministry	Yes Yes	Ministry of Environment and Forest do
16	Rural Roads – PMGSY	18	Length of Road constructed	Targets received from Administrative Ministry.	Yes	Ministry of Rural Development
17	Village electrified under Deendayal Upadhyaya Gram Jyoti Yojana (DDUGJY)	19	Villages electrified	Targets fixed & received from Administrative Ministry	Yes	Ministry of Power

Item No.	Name of the item	Parameter	Parameters/ indicators	Whether State-wise targets fixed by the concerned Administrative Ministries	Whether targets have been received	Nodal Ministry
18	Energising Pump sets	20	Pumpsets Energised	Administrative Ministry has suggested the States/UTs to fix their own targets.	Except Gujarat, Haryana, Himachal Pradesh, Tamil Nadu, Telangana and Uttarakhand none of the States have provided the targets so far. Previous year targets have been repeated.	-do-
19	Supply of Electricity	21	Electricity demanded	Targets fixed & received from Administrative Ministry	Yes	-do-

** The items where Administrative Ministries have not fixed State-wise targets, are not monitored for performance analysis. These items are normally demand driven and are accordingly monitored for actual achievements only.*

Twenty Point Programme – 2006

Items/Parameters identified for appraisal

For the purpose of quarterly appraisal, the performance of States under TPP-2006 is evaluated on the following 22 Parameters, contained in 14 Items and as per State/UT wise targets fixed by the Central Administrative Ministries.

Items	Para- meters	Description of Item
1		National Rural Livelihood Mission (NRLM)
	1	(i) Number of SHGs promoted (new and revived) during the financial year
	2	(ii) Number of SHGs provided Revolving Fund (RF) during the financial year
	3	(iii) Number of SHGs provided Community Investment Fund (CIF) during the financial year
2	-	<i>Food Security:</i>
	4	(i) Targeted Public Distribution System (TPDS) for AAY, APL & BPL,
	5	(ii) TPDS for Antyodaya Anna Yojana (AAY) only
	6	(iii) TPDS for Below Poverty Line (BPL) only
	7	(iv) National Food Security Act (NFSA) (Normal)
	8	(v) National Food Security Act (NFSA) (Tide over)
3	9	Rural Housing under Indira Awaas Yojana (IAY)
4	10	EWS/LIG Houses in Urban Areas
5	-	<i>Rural Areas: National Rural Drinking Water Programme - (NRDWP)</i>
	11	(i) Coverage of Habitations (Partially Covered & Slipped back)- (NRDWP)
	12	(ii) Coverage of Water Quality Affected Habitations – (NRDWP)
6	-	<i>SC Families assisted</i>
	13	(i) SC families assisted under SCA to SCSP & NSFDC
7	14	Universalisation of ICDS Scheme
8	15	Functional Anganwadis
9	-	<i>Afforestation:</i>

	16	(i) Area covered under Plantation on- Public and Forest Lands
	17	(ii) Number of Seedlings planted on- Public and Forest Lands
10	18	Rural Roads constructed under Prime Minister Grameen Sadak Yojana (PMGSY)
11	19	Village electrified under Deendayal Upadhyaya Gram Jyoti Yojana (DDUGJY)
12	20	Energising Pump sets
13	21	Supply of Electricity

List of items where the concerned schemes are yet to be operationalised

(i) ***Quick and inexpensive justice–Gram Nyayalayas and Nyaya Panchayats¹***: Ministry of Panchayati Raj is consulting Central Ministries and States/UT Governments regarding draft bill on Nyaya Panchayats.

(ii) ***Sports for all in Rural and Urban Areas²*** : The scheme titled “Nagar Palika Yuva Krida Aur Khel Abhiyan” for the development of sports infrastructure in urban areas is yet to be approved.

1. when operationalise it will be monitored under Point No. 2 *Jan Shakti (Power to People)* (Item 6)
2. when operationalise it will be monitored under Point No 13 *Yuva Vikas (Youth Development)* (Item 47)

ABBREVIATIONS USED

AAY	Antyodaya Anna Yojana
NRDWP	National Rural Drinking Water Programme
DDRS	Deen Dayal Rehabilitation Scheme
EWS	Economically Weaker Section
IAY	Indira Awaas Yojana
ICDS	Integrated Child Development Scheme
LIG	Low Income Group
MWE	Minimum Wages Enforcement
NC	Not Covered
NREGS	National Rural Employment Guarantee Scheme
PC	Partially Covered
PMGSY	Prime Minister Grameen Sadak Yojana
SC	Scheduled Caste
DDUGJY	Deendayal Upadhyaya Gram Jyoti Yojana
SGRY	Sampoorna Grameen Rojgar Yojana
NRLM	National Rural Livelihood Mission
SHG	Self Help Groups
ST	Scheduled Tribe
TPDS	Targeted Public Distribution system
NFSA	National Food Security Act