

**TWENTY POINT PROGRAMME-2006**  
**PROGRESS REPORT**  
**FOR**  
**2010-2011**



**GOVERNMENT OF INDIA**  
**MINISTRY OF STATISTICS AND PROGRAMME IMPLEMENTATION**  
**SARDAR PATEL BHAWAN, SANSAD MARG,**  
**NEW DELHI-110 001**

**Website: [www.mospi.gov.in](http://www.mospi.gov.in)**

# CONTENTS

	<b>Page No.</b>
I. Introduction	i
II. List of Twenty Points	ii
III. List of Monthly Monitored Items	iii
IV. Status of receipt of targets for Monthly Monitored items	iv
V. List of items /parameters identified for appraisal	vii
VI. List of items under TPP-2006 yet to be operationalised	viii

## PART-I Overall Performance Analysis

VII. Progress Report	1
VIII. Highlights of Performance	2
Table - A - All India Performance	6
Table- B - State-wise Performance	7
Table- C - State -wise and Item-wise Performance	12

## PART- II Performance Tables

<b>Table No.</b>	<b>Description of Item</b>	
1	Employment Generation - <i>MGNREG</i> Scheme	22
2(A)	Swaranjayanti Gram Swarojgar Yojana (SGSY)	23
2(B)	SC, ST, Women and Disabled Swarozgaries Assisted under SGSY	25
3(A)	SHGs Formed under SGSY	26
3(B)	SHGs to whom income generating activities provided -SGSY	28
4(A)	Distribution of Waste Land to the Landless	29
4(B)	Waste Land Distributed to SC, ST and others	30
5(A)	Minimum Wages Enforcement (Including Farm Labour) (i) Inspections made (ii) Irregularities detected (iii) Irregularities rectified	31
5(B)	Minimum Wages Enforcement (Including Farm Labour) (i) Claims Filed (ii) Claims Settled	32
5(c)	Minimum Wages Enforcement (Including Farm Labour) (i) Prosecution cases pending (ii) Prosecution cases filed (iii) Prosecution cases decided	33
6(A)	<b>Food Security:</b> Targeted Public Distribution System (TPDS) for AAY, APL & BPL,	34
6(B)	<b>Food Security:</b> TPDS only for Antyodaya Anna Yojana (AAY)	36
6(C)	<b>Food Security:</b> TPDS only for Below Poverty Line (BPL)	38
7	Rural Housing - Indira Awaas Yojana (IAY)	40

**Contd...**

<b>Table No.</b>	<b>Description of Item</b>	<b>Page No.</b>
8	EWS/LIG Houses in Urban Areas	42
9 (A)	Rural Areas - ARWSP Habitations (NC/PC) covered	44
9 (B)	Slipped back habitations and habitations with water quality problem addressed- <i>ARWSP</i>	46
10	Sanitation Programme in Rural Areas	48
11	Institutional Delivery	49
12	SC Families Assisted	50
13	Universalization of ICDS Scheme	52
14	Functional Anganwadis	54
15	No. of Urban Poor Families Assisted under Seven Point Charter	56
16(A)	<b>Afforestation:</b> Area Covered under Plantation- (Public and Forest Lands)	58
16(B)	<b>Afforestation:</b> Seedlings Planted –(Public and Forest Lands)	60
17	Rural Roads Constructed under (PMGSY)	62
18	Village Electrified under Rajiv Gandhi Grameen Vidyutikaran Yojana (RGGVY)	64
19	Energising Pump sets	66
20	Supply of Electricity	68

### **PART- III**

<b>State/UT-wise Performance</b>	71-140
----------------------------------	--------

#### **Annexures**

○ List of 65 items monitored under TPP-2006	Annexure – I	141-143
○ Abbreviations used	Annexure - II	144

# Twenty Point Programme – 2006

## An Introduction

The Twenty Point Programme (TPP) was launched by the Government of India in the year 1975 and restructured in 1982, 1986 and again in 2006. The restructured programme, known as Twenty Point Programme (TPP) – 2006, became operational with effect from 1<sup>st</sup> April, 2007. The Programme is meant to give a thrust to schemes relating to poverty alleviation, employment generation in rural areas, housing, education, family welfare & health, protection of environment and many other schemes having a bearing on the quality of life, especially in the rural areas.

2. The programmes and schemes under the TPP-2006 are in harmony with the priorities contained in the Millennium Development Goals (MDGs) of the United Nations and SAARC Social Charter. The original nomenclature, namely the Twenty Point Programme, which has been in existence for more than three decades and carries the stamp of familiarity among the people and administrative agencies, has been retained.

3. Twenty Point Programme (TPP) – 2006 originally consisted of 20 Points (*Appendix-1*) and 66 items being monitored individually by Central Nodal Ministries concerned. Up to 2007-08, out of 66 items, 22 items were monitored on monthly basis. From 1<sup>st</sup> April, 2008 *Sampoorna Grameen Rojgar Yojana* (SGRY) has been merged with another item namely “*National Rural Employment Guarantee Act*” which has now been renamed as *Mahatma Gandhi National Rural Employment Guarantee Act* from 31<sup>st</sup> December, 2009 therefore, SGRY has been dropped from the list of 66 items and only 65 items are now monitored under TPP-2006 since 2008-09. The list of 65 items is enclosed at *Annexure-I*.

4. Out of 65 items, 20 items (information in respect of 16 items is being collected from various States/ UTs and for remaining 4 items from the concerned Central Nodal Ministries) are being monitored on monthly basis during the period 2010-11 against the targets fixed at the beginning of financial year by the central nodal Ministries and State Governments (*Appendix-2&3*). The remaining items under TPP-2006, are being monitored on annual basis as the information in respect of these items will be made available by the concerned Central Nodal Ministries only on annual basis. These 65 items consist of about 160 identified parameters, however for the purpose of monthly performance, 19 identified parameters have been taken (*Appendix-4*).

5. Some of the schemes/programmes are yet to be operationalised by the Central Nodal Ministries concerned. These items will be monitored only after the schemes concerning them come into existence and their frequency of monitoring will be decided later. The details of such items are available at *Appendix-5*.

6. The monitoring mechanism for TPP-2006 has been widened by including block level monitoring in addition to District, State and Central level monitoring. Most of the States/Union Territories have constituted the block, district and state level monitoring committees. At the Centre, the progress of individual items is monitored and reviewed by the Departments/Ministries concerned. The Ministry of Statistics & Programme Implementation (MOSPI) monitors the Programme/ schemes covered under TPP-2006 on the basis of performance report received from State Government and central nodal Ministries.



## **Twenty Point Programme – 2006**

### **List of Twenty Points**

1. Garibi Hatao [Poverty Eradication]
2. Jan Shakti [Power to People]
3. Kisan Mitra [Support to Farmers]
4. Shramik Kalyan [Labour Welfare]
5. Khadya Suraksha [Food Security ]
6. Subke Liye Aawas [Housing for All]
7. Shudh Peya Jal [Clean Drinking Water]
8. Jan Jan Ka Swasthya [Health for All]
9. Sabke Liye Shiksha [Education for All]
10. Anusuchit Jaati, Jan Jaati, Alp-sankhyak evam Anya Pichhra  
Varg Kalyan [Welfare of Scheduled Castes, Scheduled Tribes,  
Minorities and OBCs]
11. Mahila Kalyan [Women Welfare]
12. Bal Kalyan [Child Welfare]
13. Yuva Vikas [Youth Development]
14. Basti Sudhar [Improvement of Slums]
15. Paryavaran Sanrakshan evam Van Vridhi  
[Environment Protection and Afforestation]
16. Samajik Suraksha [Social Security]
17. Grameen Sadak [Rural Roads]
18. Grameen Oorja [Energization of Rural Area]
19. Pichhara Kshetra Vikas [Development of Backward Areas]
20. e- Shasan [IT enabled e-Governance]

## **Twenty Point Programme – 2006**

### **Monthly Monitored Items**

1. Employment Generation under the Mahatma Gandhi National Rural Employment Guarantee Scheme (*MGNREGA*)
2. Swaranjayanti Gram Swarojgar Yojana (SGSY)
3. ***Self help Groups:***
  - (i) Self help Groups formed under SGSY
  - (ii) SHGs to whom income generating activities provided under SGSY
4. Distribution of Waste land to landless
5. Minimum Wages Enforcement (Including Farm Labour)
6. ***Food Security:***
  - (i) Targeted Public Distribution System (TPDS) for AAY, APL& BPL,
  - (ii) *TPDS* only for Antyodaya Anna Yojana (AAY)
  - (iii) *TPDS* only for Below Poverty Line (BPL)
7. Rural Housing for Indira Awaas Yojana (IAY)
8. EWS/LIG Houses in Urban Areas
9. ***Rural Areas-*** Accelerated Rural Water Supply Programme (ARWSP)
  - (i) Habitations covered (NC &PC)
  - (ii) Slipped back habitations and habitations with water quality problems addressed
10. Sanitation Programme in Rural Areas
11. Institutional Delivery
12. SC Families Assisted
13. Universalisation of ICDS Scheme
14. Functional Anganwadis
15. Number of Urban poor families assisted under seven point charter viz. land tenure, housing at affordable cost, water, sanitation, health, education, and social security.
16. ***Afforestation:***
  - (a) Area Covered under Plantation on - Public and Forest Lands
  - (b) Number of Seedlings planted on -Public and Forest Lands
17. Rural Roads constructed under Prime Minister Grameen Sadak Yojana (PMGSY)
18. Village Electrified under Rajiv Gandhi Grameen Vidyutikaran Yojana (RGGVY)
19. Energising Pump sets
20. Supply of Electricity

**STATUS OF RECEIPT OF TARGETS FOR MONTHLY MONITORED ITEMS UNDER TPP-2006**

<b>Item No.</b>	<b>Name of the item</b>	<b>Parameter</b>	<b>Parameters/ indicators</b>	<b>Whether State-wise targets fixed by the concerned Administrative Ministries</b>	<b>Whether targets have been received</b>	<b>Nodal Ministry</b>
<b>1</b>	Employment Generation under the <i>Mahatma Gandhi National Rural Employment Guarantee Scheme</i>	-	(i) No. of job card issued  (ii) Employment generated  (iii) Wages given	Targets not fixed */ not supplied by Administrative Ministry	-	Ministry of Rural Development
<b>2</b>	Swaranjayanti Gram Swarojgar Yojana (SGSY)	<b>1</b>	<i>Individual Swarozgaries Assisted</i> (i) Total (ii) SC (iii) ST (iv) Women (v) Disabled person	Targets received from Administrative Ministry	Yes	-do-
<b>3</b>	Self help Groups	-	SHGs under SGSY - SHGs formed	Targets not fixed */ not supplied by Administrative Ministry	-	-do-
		<b>2</b>	- SHGs to whom income generating activities provided	Targets received from Administrative Ministry	Yes	-do-
<b>4</b>	Distribution of waste land to the landless	-	<i>Waste Land Distributed</i> (i) Total (ii) SC (iii) ST (iv) Others	Targets not fixed */ not supplied by Administrative Ministry	-	-do-
<b>5</b>	<b><i>Minimum Wages Enforcement</i></b> (including Farm Labour)	-	(a) <i>Agriculture and Farm workers</i> (i) Inspections made (ii) Irregularities detected (iii) Irregularities rectified (iv) Claims filed (v) claims settled (vi) Prosecution cases pending (vii) Prosecution cases filed (viii) Prosecution cases decided (b) <i>others</i>	Targets not fixed */ not supplied by Administrative Ministry	-	Ministry of Labour & Employment

Item No.	Name of the item	Parameter	Parameters/ indicators	Whether State-wise targets fixed by the concerned Administrative Ministries	Whether targets have been received	Nodal Ministry
6	<b>Food Security:</b> (i) Targeted Public Distribution System (AAY+APL+BPL) (ii) Antyodaya Anna Yojana (AAY) (iii) Below Poverty Line (BPL)	3	Allocation of Food Grains to States/UTs	Targets received from Administrative Ministry	Yes	Ministry of Consumer Affairs, Food & Public Distribution -do- -do-
		4	Allocation of Food Grains to States/UTs	-do-	Yes	
		5	Allocation of Food Grains to States/UTs	-do-	Yes	
7	Rural Housing - Indira Awaas Yojana (IAY)	6	Houses Constructed	Targets received from Administrative Ministry	Yes	Ministry of Rural Development
8	EWS/LIG Houses in Urban Areas	7	Houses Constructed	Targets received from Administrative Ministry	Yes	M/o Housing and Urban Poverty Alleviation
9	<b>Rural Areas</b> - Accelerated Rural Water Supply Programme -(ARWSP)	8	(i) Habitations covered (NC/PC)	Targets received from Administrative Ministry	Yes	M/o RD Department of Drinking Water Supply -do-
		9	(ii) Slipped back Habitations and Habitations with water quality problem addressed	Targets received from Administrative Ministry	Yes	
10.	Sanitation Programme in Rural Areas	-	Individual Household latrines constructed	Targets not fixed */ not supplied by Administrative Ministry	-	M/o RD Department of Drinking Water Supply
11.	Institutional Delivery	-	Delivery in Institutions	Targets not fixed */ not supplied by Administrative Ministry	-	Ministry of Health & Family Welfare
12.	SC Families Assisted	10	SC Families Assisted	Targets may be fixed but not received from Administrative Ministry & hence target of 2007-08 taken **	No	M/o Social Justice and Empowerment
13.	Universalisation of ICDS Scheme	11	ICDS Blocks Operational (Cumulative)	Targets received from Administrative Ministry	Yes	Ministry of Women and Child Development

\*\* Reminders sent to Administrative Ministry to send this year's target.

Item No.	Name of the item	Parameter	Parameters/ indicators	Whether State-wise targets fixed by the concerned Administrative Ministries	Whether targets have been received	Nodal Ministry
14.	Functional Anganwadis	12	Anganwadis Functional (cumulative)	Targets received from Administrative Ministry	Yes	Ministry of Women and Child Development
15.	Number of Urban poor families assisted under seven point charter viz. land tenure, housing at affordable cost, water, sanitation, health, education, and social security.	13	Poor Families Assisted	Targets received from Administrative Ministry	Yes	M/o Housing and Urban Poverty Alleviation
16	<b>Afforestation:</b> (a) Area Covered under Plantation on - Public and Forest Lands (b) Number of Seedlings planted on -Public and Forest Lands	14	(a) Area Covered under Plantation on - Public and Forest Lands	Targets received from Administrative Ministry	Yes	Ministry of Environment and Forest
		15	(b)Number of Seedlings	Targets received from Administrative Ministry	Yes	-do-
17.	Rural Roads – PMGSY	16	Length of Road Constructed	Targets received from Administrative Ministry	Yes	Ministry of Rural Development
18.	Rajiv Gandhi Grameen Vidyutikaran Yojana (RGGVY)	17	Villages electrified	Targets received from Administrative Ministry	Yes	Ministry of Power
19.	Energising Pump sets	18	Pumpsets Energised	Targets received from Administrative Ministry	Yes	-do-
20	Supply of Electricity	19	Electricity demanded	Targets received from Administrative Ministry	Yes	-do-

*\* These items where Administrative Ministries have not fixed state-wise targets are not monitored/ reviewed on monthly basis (only 19 parametres being monitored on monthly basis) since these are monitored without fixing of targets with reference to actual achievements as these are demand driven based.*

## Twenty Point Programme – 2006

### Items/Parameters identified for appraisal

For the purpose of monthly appraisal, the performance of States under TPP-2006 is evaluated on the following 19 Parameters, contained in 15 Items and as per State/UT wise targets fixed by the Central Administrative Ministries.

Items	Parameters	Description of Item
1	1	Total No. of Individual Swarozgaries Assisted under SGSY
2	2	SHGs to whom income generating activities provided under SGSY
3	-	<b>Food Security:</b>
	3	(i) Targeted Public Distribution System (TPDS) for AAY, APL & BPL,
	4	(ii) TPDS only for Antyodaya Anna Yojana (AAY)
	5	(iii) TPDS only for Below Poverty Line (BPL)
4	6	Rural Housing under Indira Awaas Yojana (IAY)
5	7	EWS/LIG Houses in Urban Areas
6	-	<b>Rural Areas:</b>
	8	(i) Accelerated Rural Water Supply Programme-Habitation covered (NC & PC)
	9	(ii) Slipped back habitations and habitation with water quality problems addressed -ARWSP
7	10	SC Family Assisted
8	11	Universalisation of ICDS Scheme
9	12	Functional Anganwadis
10.	13	Number of Urban poor families assisted under seven point charter viz. land tenure, housing at affordable cost, water, sanitation, health, education, and social security.
11	-	<b>Afforestation:</b>
	14	(i) Area Covered under Plantation on- Public and Forest Lands
	15	(ii) Number of Seedlings planted on- Public and Forest Lands
12	16	Rural Roads constructed under Prime Minister Grameen Sadak Yojana (PMGSY)
13	17	Village electrified under Rajiv Gandhi Grameen Vidyutikaran Yojana (RGGVY)
14	18	Energising Pump sets
15	19	Supply of Electricity

**List of items where the concerned schemes are yet to be operationalised**

(i) ***Quick and inexpensive justice–Gram Nyayalayas and Nyaya Panchayats<sup>1</sup>***: The Schemes of Gram Nyayalaya has been transferred to Ministry of Law and Justice for operationalisation. However, the matter of Nyaya Panchayat is still under consideration/finalization in the Ministry of Panchayati Raj.

(ii) ***Sports for all in Rural and Urban Areas<sup>2</sup>***: The scheme titled “Nagar Palika Yuva Krida Aur Khel Abhiyan” for the development of sports infrastructure in urban areas is yet to be approved.

1. when operationalise will be monitored under Point No. 2 *Jan Shakti (Power to People)* (Item 7)
2. when operationalise will be monitored under Point No 13 *Yuva Vikas (Youth Development)* (Item 47)

# **PART - I**

**TWENTY POINT PROGRAMME - 2006**

**OVERALL PERFORMANCE ANALYSIS**



# Twenty Point Programme-2006

## Progress Report \*-(April, 2010-March, 2011)

This monthly progress report of Twenty Point Programme-2006 consists of three parts: **Part-I** contains an analysis of the overall performance, whereas **Part-II** deals with item-wise performance and State/UT-wise performance is shown in **Part-III** of the Report.

2. The report is compiled on the basis of data received from the Central Nodal Ministries and State Governments/UT Administrations. The data is received either through web enabled software developed by National Informatics Centre (NIC) Cell in this Ministry or through Fax/e-mail/post. The processing of data has been done in association with NIC Cell.

3. The analysis for the period of **April, 2010-March, 2011** shows that the performance under **seventeen items** has been '**Very Good**' (90% or above the targets). These items are:

- (i) Urban Poor Families Assisted under Seven Point Charter
- (ii) SC Families Assisted
- (iii) Individual Swarozgaries Assisted under SGSY
- (iv) Road Constructed under Prime Minister Grameen Sadak Yojana (PMGSY)
- (v) Pumpsets Energised
- (vi) Seedlings Planted (Public and Forest Lands)
- (vii) SHGs Provided Income Generating Activities under SGSY
- (viii) Houses constructed under EWS/LIG
- (ix) Village Electrified- Rajiv Gandhi Grameen Vidutikaran Yojana (RGGVY)
- (x) Area Covered under Plantation (Public and Forest Lands)
- (xi) *Food Security*: Targeted Public Distribution System only for BPL
- (xii) ICDS Blocks Operational (Cum.)
- (xiii) *Food Security*: Targeted Public Distribution System only for AAY
- (xiv) *Food Security*: Targeted Public Distribution System for APL, BPL & AAY and
- (xv) Supply of Electricity
- (xvi) Anganwadis Functional (Cum.) and
- (xvii) Houses Constructed under Indira Awaas Yojana (IAY)

4. The performance of **two items** has been '**Poor**' (below 80% of target). These items are:

- (i) Slipped back habitations and habitations with water quality problems addressed-ARWSP and
- (ii) Habitations covered (NC and PC)- ARWSP

5. The item "*Sapoorna Gramin Rojgar Yojana (SGRY)*" has been merged with "*National Rural Employment Guarantee Scheme- NREGS*" with effect from 1<sup>st</sup> April, 2008 which has now been renamed as *Mahatma Gandhi National Rural Employment Guarantee Scheme (MGNREGS)* with effect from. 31<sup>st</sup> December, 2009. Some of items under TPP-2006 namely "*Mahatma Gandhi National Rural Employment Guarantee Scheme (MGNREGS)*", *Self help Groups formed under SGSY*, *Sanitation Programme in Rural Area* and *Institutional Delivery*" are demand driven and no targets are assigned by concerned nodal Ministries where as for items like "*Distribution of Wasteland to the landless*" & *Minimum Wages Enforcement (including Farm Labour)*, concerned administrative Ministries are not in position to provide State/UT-wise targets as such all these items are being monitored on monthly basis without any targets but not been considered for the purpose of appraisal. In order to monitor the performance of TPDS under *Food Security* in a more purpose full manner individual monitoring of one more parameters namely BPL have been added besides existing parameters namely TPDS and AAY for monitoring on monthly basis. The items where monthly/quarterly/ annual targets have been provided by the Ministries concerned, monthly targets have been worked out on prorata basis.

\* Based on monthly monitored 19 Parameters.

## HIGHLIGHTS OF PERFORMANCE

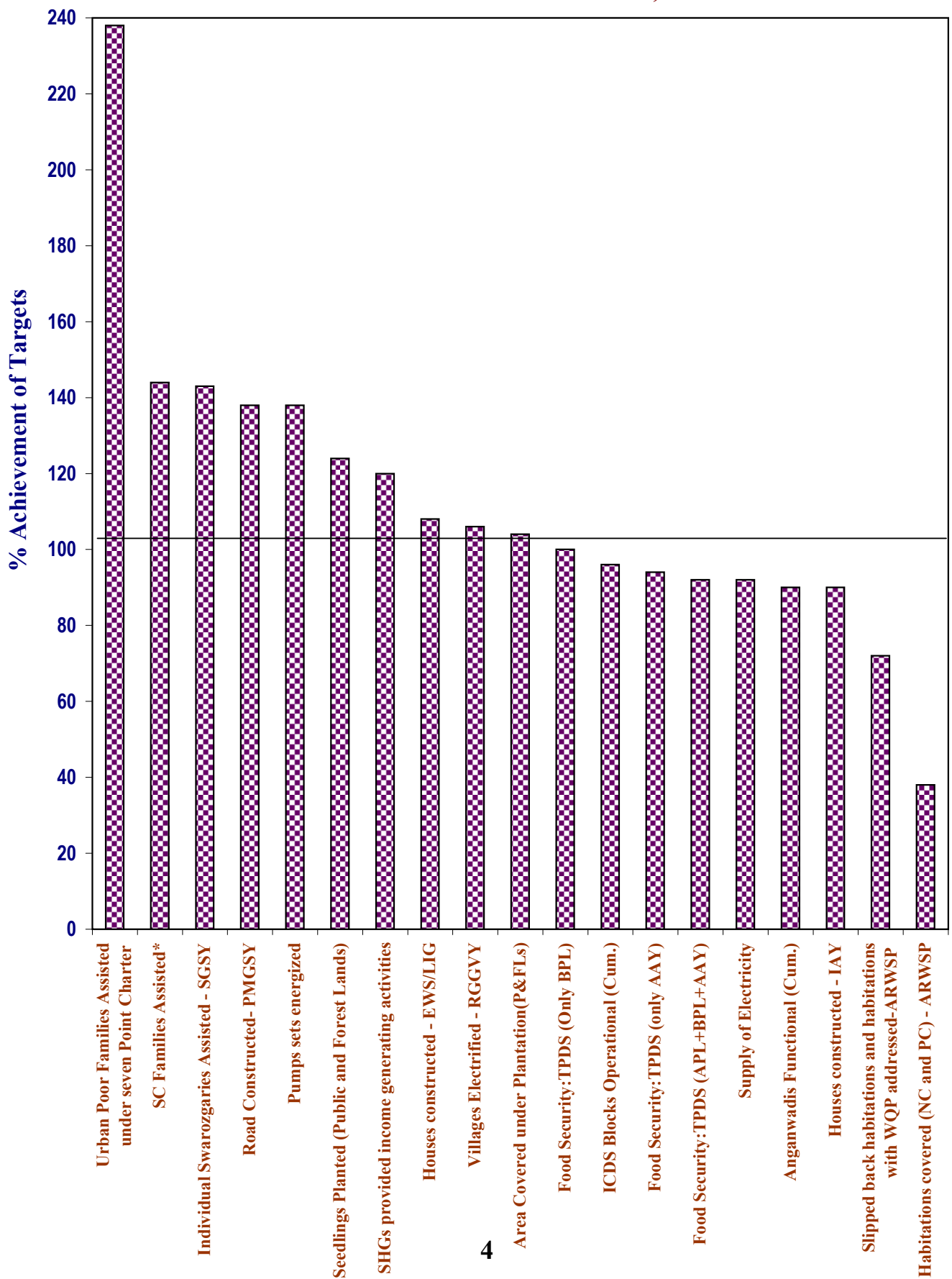
Sl. No.	Item	Achievement for April,2010-March, 2011
<b>1- Employment Generated under MGNREGS.</b>		
	(i) No. of Job cards issued	96.73 lakh *
	(ii) Employment generated	238.49 crore Mandays
	(iii) Wages given	Rs. 26437.10 crore
<b>2- Swarnajayanti Gram Swarozgar Yojana (SGSY)</b>		
	No. of Individual Swarozgaries Assisted	4,61,404
<b>3- Self help Groups</b>		
	(i) No. of SHGs formed	3,36,755
	(ii) No. of SHGs to whom income generating activities provided under SGSY	2,21,724
<b>4- Distribution of waste land to the landless</b>		
	Land Distributed	52,088 hectare
<b>5- Minimum Wages Enforcement (Including Farm Labour)</b>		
	(i) No. of Inspections made	1,27,592
	(ii) No. of Irregularities detected	27,348
	(iii) No. of Irregularities rectified	19,332
	(iv) No. of Claims filed	6,742
	(v) No. of Claims settled	4,392
	(vi) No. of Prosecution cases Pending	5,511
	(vii) No. of Prosecution cases filed	222
	(viii) No. of Prosecution cases decided	58
<b>6- Food Security: (i) TPDS (ii) AAY(iii) BPL</b>		
	<b>(i) Food Security:</b> Targeted Public Distribution System (TPDS)	437.21 lakh tonnes
	<b>(ii) Food Security:</b> Antyodaya Anna Yojana (AAY)	96.55 lakh tonnes
	<b>(iii) Food Security:</b> Below Poverty Line (BPL)	174.49 lakh tonnes
<b>7- Rural Housing-Indira Awaas Yojana</b>		
	No. of Houses constructed	26,08,893
<b>8- EWS/LIG Houses in Urban Areas</b>		
	No. of Houses constructed	1,61,626

Contd.....

<b>Sl. No.</b>	<b>Item</b>	<b>Achievement for April,2010-March, 2011</b>
<b>9-</b>	<b>Rural Areas. - Accelerated Rural Water Supply Programme</b>	
	(i) Habitations covered (NC and PC)	23
	(ii) Slipped back habitations and habitations with water quality problems addressed-ARWSP	86,860
<b>10-</b>	<b>Sanitation Programme in Rural Areas</b>	
	No. of Individual household latrines constructed	122.44 lakh
<b>11-</b>	<b>Institutional Delivery</b>	
	No. of Deliveries in Institutions	154.98 lakh
<b>12-</b>	<b>SC Families Assisted</b>	
	No. of SC Families Assisted	68.69 lakh
<b>13-</b>	<b>Universalisation of ICDS Schemes</b>	
	No. of ICDS Blocks Operational (Cum.)	6,729
<b>14-</b>	<b>Functional Anganwadis</b>	
	No. of Anganwadis Functional (Cum.)	12.29 lakh
<b>15-</b>	<b>Number of Urban poor families assisted under seven point charter viz. land tenure, housing at affordable cost, water, sanitation, health, education, and social security.</b>	
	No. of Poor Families Assisted	4,69,210
<b>16-</b>	<b>Afforestation:</b>	
	(i) Area Covered under Plantation (Public and Forest Lands)	17.96 lakh hectares
	(ii) No. of Seedlings Planted (Public and Forest Lands)	134.11 crore
<b>17-</b>	<b>Rural Road- Prime Minister Grameen Sadak Yojana (PMGSY)</b>	
	Length of Road Constructed	47,017 Kms
<b>18-</b>	<b>Rajiv Gandhi Grameen Vidyutikaran Yojana (RGGVY)</b>	
	No. of Villages Electrified	18,559
<b>19-</b>	<b>Energized Pumps sets</b>	
	No. of Pumps sets energized	4,53,208
<b>20-</b>	<b>Supply of Electricity</b>	
	Electricity supplied	7,73,489 million units (MU)

**Note:-** \* Some of States are reporting cumulative performance since inception but now it has been reconciled with the performance figures supplied by M/o Rural Development to set performance targets during April, 2010-March, 2011.

## ALL INDIA PERFORMANCE DURING APRIL 2010 - MARCH, 2011



19 parametres are monitored for monthly performance

\* Based on previous years targets as current year's target not available

## ACHIEVEMENT HIGHLIGHTS

### PERFORMANCE DURING APRIL, 2010 TO MARCH, 2011

The cumulative performance during April, 2010 to March, 2011 has been "Very Good" for 17 items and "Poor" for 2 items.

#### A. "Very Good" Performance (90% or above of targets)

<u>No.</u>	<u>Items</u>	<u>% Achievement</u>
1	Urban Poor Families Assisted under Seven Point Charter	238
2	SC Families Assisted	144
3	Individual Swarozgaries Assisted - SGSY	143
4	Road Constructed- PMGSY	138
5	Pumps sets energized	138
6	Seedlings Planted (Public and Forest Lands)	124
7	SHGs provided income generating activities	120
8	Houses constructed - EWS/LIG	108
9	Villages Electrified - RGGVY	106
10	Area Covered under Plantation (Public & Forest Lands)	104
11	Food Security: Targeted Public Distribution System (Only BPL)	100
12	ICDS Blocks Operational (Cum.)	96
13	Food Security: Targeted Public Distribution System (only AAY)	94
14	Food Security: Targeted Public Distribution System (APL+BPL+AAY)	92
15	Supply of Electricity	92
16	Anganwadis Functional (Cum.)	90
17	Houses constructed - IAY	90

#### B. Areas of concern-where the performance is below 80%

18	Slipped back habitations and habitations with water quality problems addressed-ARWSP	72
19	Habitations covered (NC and PC) - ARWSP	38

**Table - A**  
**Targets and achievements during the period April, 2010 to March, 2011**  
**ALL INDIA PERFORMANCE**

Sl. No.	Item Description	Units	Targets	Achievements	% Achievements of Targets during April,2010-March,2011
			April,2010-March,2011	April,2010-March,2011	
1	Individual Swarozgaries Assisted - SGSY	Number	3,22,093	4,61,404	143
2	SHGs provided income generating activities	Number	1,85,525	2,21,724	120
3	Food Security:Targeted Public Ditribution System(TPDS)	Tonnes	4,75,35,329	4,37,20,667	92
4	Food Security:Antodaya Anna Yojana(AAY)	Tonnes	1,02,28,197	96,55,520	94
5	Food Security:Targeted Public Ditribution System (Only BPL)	Tonnes	1,74,49,731	1,74,48,808	100
6	Houses constructed - IAY	Number	29,08,697	26,08,893	90
7	Houses constructed - EWS/LIG	Number	1,50,000	1,61,626	108
8	Habitations covered (NC and PC) - ARWSP	Number	60	23	38
9	Slipped back habitations and habitations with water quality problems addressed-ARWSP	Number	1,21,436	86,860	72
10	SC Families Assisted	Number	47,74,200	68,68,658	144
11	ICDS Blocks Operational (Cum.)	Number	7,012	6,729	96
12	Anganwadis Functional (Cum.)	Number	13,66,624	12,28,827	90
13	Urban Poor Families Assisted under Seven Point Charter	Number	1,97,025	4,69,210	238
14	Area Covered under Plantation ( Public and Forest Lands)	Hectares	17,31,850	17,95,496	104
15	Seedlings Planted ( Public and Forest Lands)	Number	1,08,58,20,000	1,34,10,60,225	124
16	Road Constructed- PMGSY	Kilometer	34,090	47,017	138
17	Villages Electrified - RGGVY	Number	17,500	18,559	106
18	Pumps sets energized	Number	3,28,950	4,53,208	138
19	Electricity supplied	Million Units	8,45,266	7,73,489	92

**Table - B**

**STATE-WISE PERFORMANCE DURING APRIL, 2010 TO MARCH, 2011 (PERCENT ACHIEVEMENT)**

Sl.No.	Description	ALL							
		INDIA	AP	ARP	AS	BI	CHHA.	DELHI	GOA
1	Individual Swarozgaries Assisted - SGSY	143	108	110	55	37	132	NA	18
2	SHGs provided income generating activities	120	198	7	120	76	74	NA	52
3	Food security-Targeted Public Distribution system (APL+BPL+AAY)	92	93	84	95	84	97	102	78
4	Food security-Targeted Public Distribution system (only AAY)	94	100	83	99	94	96	76	98
5	Food Security - Targeted Public Distribution System (Only BPL)	100	100	86	98	93	101	95	106
6	Houses constructed - IAY	90	100	69	92	76	104	NA	38
7	Houses constructed - EWS/LIG	108	102	NA	111	0	NA	231	NA
8	Habitations covered (NC and PC) - ARWSP	38	NA	NA	NA	NA	NA	NA	NA
9	Slipped back habitations and habitations with water quality problems addressed-ARWSP	72	92	0	79	32	27	NA	NA
10	SC Families Assisted	149	224	NA	168	299	104	24	48
11	ICDS Blocks Operational (Cum.)	96	100	95	100	100	74	58	100
12	Anganwadis Functional (Cum.)	90	90	97	91	87	59	59	100
13	Urban Poor Families Assisted under Seven Point Charter	238	415	NA	113	0	NA	3	NA
14	Area Covered under Plantation ( Public and Forest Lands)	104	113	62	29	57	97	1,496	89
15	Seedlings Planted ( Public and Forest Lands)	124	113	2	115	57	175	1,892	93
16	Road Constructed- PMGSY	138	99	178	125	67	173	NA	NA
17	Villages Electrified - RGGVY	106	NA	77	172	112	46	NA	NA
18	Pumps sets energized	138	266	NA	NA	NA	68	NA	143
19	Supply of Electricity	92	97	85	94	87	98	100	98

NA - Not Applicable

**Table - B(Contd.)**

**STATE-WISE PERFORMANCE DURING APRIL, 2010 TO MARCH, 2011 (PERCENT ACHIEVEMENT)**

Sl.No.	Description	ALL							
		INDIA	GUJ	HRY	HP	J&K	JHAR.	KAR	KER
1	Individual Swarozgaries Assisted - SGSY	143	299	74	145	391	90	96	123
2	SHGs provided income generating activities	120	144	111	107	48	185	98	100
3	Food security-Targeted Public Distribution system (APL+BPL+AAAY)	92	81	89	96	99	78	94	98
4	Food security-Targeted Public Distribution system (only AAY)	94	97	97	100	99	94	90	102
5	Food Security - Targeted Public Distribution System (Only BPL)	100	103	100	90	99	92	101	102
6	Houses constructed - IAY	90	133	102	102	152	74	96	100
7	Houses constructed - EWS/LIG	108	100	547	NA	NA	NA	8	7
8	Habitations covered (NC and PC) - ARWSP	38	NA	NA	NA	NA	NA	NA	NA
9	Slipped back habitations and habitations with water quality problems addressed-ARWSP	72	100	77	100	53	2	57	0
10	SC Families Assisted	149	126	91	110	4,884	159	135	196
11	ICDS Blocks Operational (Cum.)	96	100	95	100	101	100	100	100
12	Anganwadis Functional (Cum.)	90	98	84	98	91	100	100	100
13	Urban Poor Families Assisted under Seven Point Charter	238	522	NA	NA	NA	NA	75	67
14	Area Covered under Plantation ( Public and Forest Lands)	104	102	320	103	55	44	94	94
15	Seedlings Planted ( Public and Forest Lands)	124	273	315	103	41	76	127	157
16	Road Constructed- PMGSY	138	104	181	95	102	192	185	158
17	Villages Electrified - RGGVY	106	NA	NA	120	60	84	60	NA
18	Pumps sets energized	138	183	203	225	NA	NA	124	95
19	Supply of Electricity	92	94	94	97	75	97	92	99

NA - Not Applicable



**Table - B(Contd.)**

**STATE-WISE PERFORMANCE DURING APRIL, 2010 TO MARCH, 2011 (PERCENT ACHIEVEMENT)**

Sl.No.	Description	ALL							
		INDIA	MP	MAH	MANI	MEGH	MIZ	NAGA	ORI
1	Individual Swarozgaries Assisted - SGSY	143	492	92	22	407	232	74	112
2	SHGs provided income generating activities	120	139	97	90	268	225	70	82
3	Food security-Targeted Public Distribution system (APL+BPL+AAY)	92	104	82	50	86	92	109	92
4	Food security-Targeted Public Distribution system (only AAY)	94	89	91	66	98	91	104	98
5	Food Security - Targeted Public Distribution System (Only BPL)	100	124	97	60	97	93	109	96
6	Houses constructed - IAY	90	50	101	106	91	128	168	115
7	Houses constructed - EWS/LIG	108	94	353	NA	NA	163	195	1
8	Habitations covered (NC and PC) - ARWSP	38	NA	NA	NA	NA	NA	NA	NA
9	Slipped back habitations and habitations with water quality problems addressed-ARWSP	72	102	92	69	45	0	0	137
10	SC Families Assisted	149	95	194	0	NA	NA	NA	90
11	ICDS Blocks Operational (Cum.)	96	100	100	100	100	100	100	96
12	Anganwadis Functional (Cum.)	90	92	82	84	100	100	100	93
13	Urban Poor Families Assisted under Seven Point Charter	238	195	523	NA	NA	0	0	184
14	Area Covered under Plantation ( Public and Forest Lands)	104	62	102	105	22	120	0	162
15	Seedlings Planted ( Public and Forest Lands)	124	62	121	114	122	72	0	128
16	Road Constructed- PMGSY	138	204	283	148	100	167	57	130
17	Villages Electrified - RGGVY	106	125	NA	99	6	132	172	100
18	Pumps sets energized	138	378	NA	NA	NA	NA	NA	130
19	Supply of Electricity	92	80	83	89	88	85	89	100

NA - Not Applicable

**Table - B(Contd.)**

**STATE-WISE PERFORMANCE DURING APRIL, 2010 TO MARCH, 2011 (PERCENT ACHIEVEMENT)**

Sl.No.	Description	ALL							
		INDIA	PUDU	PUN	RAJ	SIK	TN	TRI	UTTA.
1	Individual Swarozgaries Assisted - SGSY	143	30	361	162	118	88	0	115
2	SHGs provided income generating activities	120	97	62	93	72	99	39	126
3	Food security-Targeted Public Distribution system (APL+BPL+AAY)	92	86	87	95	97	99	82	96
4	Food security-Targeted Public Distribution system (only AAY)	94	91	69	98	93	99	95	99
5	Food Security - Targeted Public Distribution System (Only BPL)	100	95	95	101	93	100	95	109
6	Houses constructed - IAY	90	5	102	100	85	94	60	100
7	Houses constructed - EWS/LIG	108	NA	NA	140	NA	100	136	45
8	Habitations covered (NC and PC) - ARWSP	38	NA	88	NA	NA	NA	NA	15
9	Slipped back habitations and habitations with water quality problems addressed-ARWSP	72	NA	85	97	0	87	42	86
10	SC Families Assisted	149	100	94	151	101	111	8	102
11	ICDS Blocks Operational (Cum.)	96	100	100	100	100	100	104	100
12	Anganwadis Functional (Cum.)	90	100	100	94	95	100	100	55
13	Urban Poor Families Assisted under Seven Point Charter	238	NA	NA	224	NA	145	302	101
14	Area Covered under Plantation ( Public and Forest Lands)	104	66	196	219	55	103	139	125
15	Seedlings Planted ( Public and Forest Lands)	124	185	296	144	68	106	126	115
16	Road Constructed- PMGSY	138	NA	126	178	59	237	107	184
17	Villages Electrified - RGGVY	106	NA	NA	135	360	NA	88	NA
18	Pumps sets energized	138	123	60	101	NA	148	NA	278
19	Supply of Electricity	92	96	94	99	100	94	91	94

NA - Not Applicable

**Table - B(Contd.)**

**STATE-WISE PERFORMANCE DURING APRIL, 2010 TO MARCH, 2011 (PERCENT ACHIEVEMENT)**

Sl.No.	Description	ALL						
		INDIA	UP	WB	A&N	CHND.	D&N	D&D LAKSH
1	Individual Swarozgaries Assisted - SGSY	143	149	259	1,200	NA	65	96 569
2	SHGs provided income generating activities	120	89	294	453	NA	0	0 0
3	Food security-Targeted Public Distribution system (APL+BPL+AAY)	92	95	92	53	83	25	23 138
4	Food security-Targeted Public Distribution system (only AAY)	94	98	79	50	22	17	22 100
5	Food Security - Targeted Public Distribution System (Only BPL)	100	102	99	59	94	29	35 130
6	Houses constructed - IAY	90	89	79	13	NA	9	17 56
7	Houses constructed - EWS/LIG	108	129	92	NA	0	NA	NA NA
8	Habitations covered (NC and PC) - ARWSP	38	NA	NA	62	NA	NA	NA 0
9	Slipped back habitations and habitations with water quality problems addressed-ARWSP	72	88	45	NA	NA	NA	NA NA
10	SC Families Assisted	149	92	84	NA	75	NA	NA NA
11	ICDS Blocks Operational (Cum.)	96	100	72	100	100	100	100 100
12	Anganwadis Functional (Cum.)	90	90	94	97	84	87	91 100
13	Urban Poor Families Assisted under Seven Point Charter	238	18	68	NA	0	NA	NA NA
14	Area Covered under Plantation ( Public and Forest Lands)	104	85	65	125	91	100	33 135
15	Seedlings Planted ( Public and Forest Lands)	124	118	201	102	100	305	52 169
16	Road Constructed- PMGSY	138	112	49	NA	NA	NA	NA NA
17	Villages Electrified - RGGVY	106	NA	105	NA	NA	NA	NA NA
18	Pumps sets energized	138	107	170	NA	NA	NA	0 NA
19	Supply of Electricity	92	85	98	75	100	100	92 100

NA - Not Applicable

## **Table - C**

**Items in which the States/UTs performance is Very Good (90% and above),  
Good (80% to 90%) and Poor (below 80%) during the period  
April, 2010 to March, 2011**

### **1. ANDHRA PRADESH**

#### **Very Good**

Individual Swarozgaries Assisted - SGSY, SHGs provided income generating activities, Food Security:Targeted Public Distribution System(TPDS), Food Security:Antodaya Anna Yojana(AAY), Food Security:Targeted Public Distribution System (Only BPL), Houses constructed - IAY, Houses constructed - EWS/LIG, Slipped back habitations and habitations with water quality problems addressed-ARWSP, SC Families Assisted, ICDS Blocks Operational (Cum.), Anganwadis Functional (Cum.), Urban Poor Families Assisted under Seven Point Charter, Area Covered under Plantation ( Public and Forest Lands), Seedlings Planted ( Public and Forest Lands), Road Constructed-PMGSY, Pumps sets energized, Electricity supplied

### **2. ARUNACHAL PRADESH**

#### **Very Good**

Individual Swarozgaries Assisted - SGSY, ICDS Blocks Operational (Cum.), Anganwadis Functional (Cum.), Road Constructed- PMGSY

#### **Good**

Food Security:Targeted Public Distribution System(TPDS), Food Security:Antodaya Anna Yojana(AAY), Food Security:Targeted Public Distribution System (Only BPL), Electricity supplied

#### **Poor**

SHGs provided income generating activities, Houses constructed - IAY, Slipped back habitations and habitations with water quality problems addressed-ARWSP, Area Covered under Plantation ( Public and Forest Lands), Seedlings Planted ( Public and Forest Lands), Villages Electrified - RGGVY

### **3. ASSAM**

#### **Very Good**

SHGs provided income generating activities, Food Security:Targeted Public Distribution System(TPDS), Food Security:Antodaya Anna Yojana(AAY), Food Security:Targeted Public Distribution System (Only BPL), Houses constructed - IAY, Houses constructed - EWS/LIG, SC Families Assisted, ICDS Blocks Operational (Cum.), Anganwadis Functional (Cum.), Urban Poor Families Assisted under Seven Point Charter, Seedlings Planted ( Public and Forest Lands), Road Constructed- PMGSY, Villages Electrified - RGGVY, Electricity supplied

#### **Poor**

Individual Swarozgaries Assisted - SGSY, Slipped back habitations and habitations with water quality problems addressed-ARWSP, Area Covered under Plantation ( Public and Forest Lands)

### **4. BIHAR**

#### **Very Good**

Food Security:Antodaya Anna Yojana(AAY), Food Security:Targeted Public Distribution System (Only BPL), SC Families Assisted, ICDS Blocks Operational (Cum.), Villages Electrified - RGGVY

#### **Good**

Food Security:Targeted Public Distribution System(TPDS), Anganwadis Functional (Cum.), Electricity supplied

#### **Poor**

Individual Swarozgaries Assisted - SGSY, SHGs provided income generating activities, Houses constructed - IAY, Houses constructed - EWS/LIG, Slipped back habitations and habitations with water quality problems addressed-ARWSP, Urban Poor Families Assisted under Seven Point Charter, Area Covered under Plantation ( Public and Forest Lands), Seedlings Planted ( Public and Forest Lands), Road Constructed- PMGSY

## **Table - C (Contd..)**

### **5. CHHATISGARH**

#### **Very Good**

Individual Swarozgaries Assisted - SGSY, Food Security:Targeted Public Distribution System(TPDS), Food Security:Antodaya Anna Yojana(AAY), Food Security:Targeted Public Distribution System (Only BPL), Houses constructed - IAY, SC Families Assisted, Area Covered under Plantation ( Public and Forest Lands), Seedlings Planted ( Public and Forest Lands), Road Constructed- PMGSY, Electricity supplied

#### **Poor**

SHGs provided income generating activities, Slipped back habitations and habitations with water quality problems addressed-ARWSP, ICDS Blocks Operational (Cum.), Anganwadis Functional (Cum.), Villages Electrified - RGGVY, Pumps sets energized

### **6. DELHI**

#### **Very Good**

Food Security:Targeted Public Distribution System(TPDS), Food Security:Targeted Public Distribution System (Only BPL), Houses constructed - EWS/LIG, Area Covered under Plantation ( Public and Forest Lands), Seedlings Planted ( Public and Forest Lands), Electricity supplied

#### **Poor**

Food Security:Antodaya Anna Yojana(AAY), SC Families Assisted, ICDS Blocks Operational (Cum.), Anganwadis Functional (Cum.), Urban Poor Families Assisted under Seven Point Charter

### **7. GOA**

#### **Very Good**

Food Security:Antodaya Anna Yojana(AAY), Food Security:Targeted Public Distribution System (Only BPL), ICDS Blocks Operational (Cum.), Anganwadis Functional (Cum.), Seedlings Planted ( Public and Forest Lands), Pumps sets energized, Electricity supplied

#### **Good**

Area Covered under Plantation ( Public and Forest Lands)

#### **Poor**

Individual Swarozgaries Assisted - SGSY, SHGs provided income generating activities, Food Security:Targeted Public Distribution System(TPDS), Houses constructed - IAY, SC Families Assisted

### **8. GUJARAT**

#### **Very Good**

Individual Swarozgaries Assisted - SGSY, SHGs provided income generating activities, Food Security:Antodaya Anna Yojana(AAY), Food Security:Targeted Public Distribution System (Only BPL), Houses constructed - IAY, Houses constructed - EWS/LIG, Slipped back habitations and habitations with water quality problems addressed-ARWSP, SC Families Assisted, ICDS Blocks Operational (Cum.), Anganwadis Functional (Cum.), Urban Poor Families Assisted under Seven Point Charter, Area Covered under Plantation ( Public and Forest Lands), Seedlings Planted ( Public and Forest Lands), Road Constructed- PMGSY, Pumps sets energized, Electricity supplied

#### **Good**

Food Security:Targeted Public Distribution System(TPDS)

## **Table - C (Contd..)**

### **9. HARYANA**

#### **Very Good**

SHGs provided income generating activities, Food Security:Antodaya Anna Yojana(AAY), Food Security:Targeted Public Distribution System (Only BPL), Houses constructed - IAY, Houses constructed - EWS/LIG, SC Families Assisted, ICDS Blocks Operational (Cum.), Area Covered under Plantation ( Public and Forest Lands), Seedlings Planted ( Public and Forest Lands), Road Constructed- PMGSY, Pumps sets energized, Electricity supplied

#### **Good**

Food Security:Targeted Public Distribution System(TPDS), Anganwadis Functional (Cum.)

#### **Poor**

Individual Swarozgaries Assisted - SGSY, Slipped back habitations and habitations with water quality problems addressed-ARWSP

### **10. HIMACHAL PRADESH**

#### **Very Good**

Individual Swarozgaries Assisted - SGSY, SHGs provided income generating activities, Food Security:Targeted Public Distribution System(TPDS), Food Security:Antodaya Anna Yojana(AAY), Food Security:Targeted Public Distribution System (Only BPL), Houses constructed - IAY, Slipped back habitations and habitations with water quality problems addressed-ARWSP, SC Families Assisted, ICDS Blocks Operational (Cum.), Anganwadis Functional (Cum.), Area Covered under Plantation ( Public and Forest Lands), Seedlings Planted ( Public and Forest Lands), Road Constructed- PMGSY, Villages Electrified - RGGVY, Pumps sets energized, Electricity supplied

### **11. JAMMU AND KASHMIR**

#### **Very Good**

Individual Swarozgaries Assisted - SGSY, Food Security:Targeted Public Distribution System(TPDS), Food Security:Antodaya Anna Yojana(AAY), Food Security:Targeted Public Distribution System (Only BPL), Houses constructed - IAY, SC Families Assisted, ICDS Blocks Operational (Cum.), Anganwadis Functional (Cum.), Road Constructed- PMGSY

#### **Poor**

SHGs provided income generating activities, Slipped back habitations and habitations with water quality problems addressed-ARWSP, Area Covered under Plantation ( Public and Forest Lands), Seedlings Planted(Public and Forest Lands), Villages Electrified - RGGVY, Electricity supplied

### **12. JHARKHAND**

#### **Very Good**

Individual Swarozgaries Assisted - SGSY, SHGs provided income generating activities, Food Security:Antodaya Anna Yojana(AAY), Food Security:Targeted Public Distribution System (Only BPL), SC Families Assisted, ICDS Blocks Operational (Cum.), Anganwadis Functional (Cum.), Road Constructed- PMGSY, Electricity supplied

#### **Good**

Villages Electrified - RGGVY

#### **Poor**

Food Security:Targeted Public Distribution System(TPDS), Houses constructed - IAY, Slipped back habitations and habitations with water quality problems addressed-ARWSP, Area Covered under Plantation ( Public and Forest Lands), Seedlings Planted ( Public and Forest Lands)

## **Table - C (Contd..)**

### **13. KARNATAKA**

#### **Very Good**

Individual Swarozgaries Assisted - SGSY, SHGs provided income generating activities, Food Security:Targeted Public Distribution System(TPDS), Food Security:Antodaya Anna Yojana(AAY), Food Security:Targeted Public Distribution System (Only BPL), Houses constructed - IAY, SC Families Assisted, ICDS Blocks Operational (Cum.), Anganwadis Functional (Cum.), Area Covered under Plantation ( Public and Forest Lands), Seedlings Planted ( Public and Forest Lands), Road Constructed- PMGSY, Pumps sets energized, Electricity supplied

#### **Poor**

Houses constructed - EWS/LIG, Slipped back habitations and habitations with water quality problems addressed-ARWSP, Urban Poor Families Assisted under Seven Point Charter, Villages Electrified - RGGVY

### **14. KERALA**

#### **Very Good**

Individual Swarozgaries Assisted - SGSY, SHGs provided income generating activities, Food Security:Targeted Public Distribution System(TPDS), Food Security:Antodaya Anna Yojana(AAY), Food Security:Targeted Public Distribution System (Only BPL), Houses constructed - IAY, SC Families Assisted, ICDS Blocks Operational (Cum.), Anganwadis Functional (Cum.), Area Covered under Plantation ( Public and Forest Lands), Seedlings Planted ( Public and Forest Lands), Road Constructed- PMGSY, Pumps sets energized, Electricity supplied

#### **Poor**

Houses constructed - EWS/LIG, Slipped back habitations and habitations with water quality problems addressed-ARWSP, Urban Poor Families Assisted under Seven Point Charter

### **15. MADHYA PRADESH**

#### **Very Good**

Individual Swarozgaries Assisted - SGSY, SHGs provided income generating activities, Food Security:Targeted Public Distribution System(TPDS), Food Security:Targeted Public Distribution System (Only BPL), Houses constructed - EWS/LIG, Slipped back habitations and habitations with water quality problems addressed-ARWSP, SC Families Assisted, ICDS Blocks Operational (Cum.), Anganwadis Functional (Cum.), Urban Poor Families Assisted under Seven Point Charter, Road Constructed- PMGSY, Villages Electrified - RGGVY, Pumps sets energized

#### **Good**

Food Security:Antodaya Anna Yojana(AAY), Electricity supplied

#### **Poor**

Houses constructed - IAY, Area Covered under Plantation ( Public and Forest Lands), Seedlings Planted ( Public and Forest Lands)

### **16. MAHARASHTRA**

#### **Very Good**

Individual Swarozgaries Assisted - SGSY, SHGs provided income generating activities, Food Security:Antodaya Anna Yojana(AAY), Food Security:Targeted Public Distribution System (Only BPL), Houses constructed - IAY, Houses constructed - EWS/LIG, Slipped back habitations and habitations with water quality problems addressed-ARWSP, SC Families Assisted, ICDS Blocks Operational (Cum.), Urban Poor Families Assisted under Seven Point Charter, Area Covered under Plantation ( Public and Forest Lands), Seedlings Planted ( Public and Forest Lands), Road Constructed- PMGSY

#### **Good**

Food Security:Targeted Public Distribution System(TPDS), Anganwadis Functional (Cum.), Electricity supplied

## **Table - C (Contd..)**

### **17. MANIPUR**

#### **Very Good**

SHGs provided income generating activities, Houses constructed - IAY, ICDS Blocks Operational (Cum.), Area Covered under Plantation (Public and Forest Lands), Seedlings Planted (Public and Forest Lands), Road Constructed- PMGSY, Villages Electrified - RGGVY

#### **Good**

Anganwadis Functional (Cum.), Electricity supplied

#### **Poor**

Individual Swarozgaries Assisted - SGSY, Food Security:Targeted Public Distribution System(TPDS), Food Security:Antodaya Anna Yojana(AAY), Food Security:Targeted Public Distribution System (Only BPL), Slipped back habitations and habitations with water quality problems addressed-ARWSP, SC Families Assisted

### **18. MEGHALAYA**

#### **Very Good**

Individual Swarozgaries Assisted - SGSY, SHGs provided income generating activities, Food Security:Antodaya Anna Yojana(AAY), Food Security:Targeted Public Distribution System (Only BPL), Houses constructed - IAY, ICDS Blocks Operational (Cum.), Anganwadis Functional (Cum.), Seedlings Planted (Public and Forest Lands), Road Constructed- PMGSY

#### **Good**

Food Security:Targeted Public Distribution System(TPDS), Electricity supplied

#### **Poor**

Slipped back habitations and habitations with water quality problems addressed-ARWSP, Area Covered under Plantation (Public and Forest Lands), Villages Electrified - RGGVY

### **19. MIZORAM**

#### **Very Good**

Individual Swarozgaries Assisted - SGSY, SHGs provided income generating activities, Food Security:Targeted Public Distribution System(TPDS), Food Security:Antodaya Anna Yojana(AAY), Food Security:Targeted Public Distribution System (Only BPL), Houses constructed - IAY, Houses constructed - EWS/LIG, ICDS Blocks Operational (Cum.), Anganwadis Functional (Cum.), Area Covered under Plantation (Public and Forest Lands), Road Constructed- PMGSY, Villages Electrified - RGGVY

#### **Good**

Electricity supplied

#### **Poor**

Slipped back habitations and habitations with water quality problems addressed-ARWSP, Urban Poor Families Assisted under Seven Point Charter, Seedlings Planted (Public and Forest Lands)

### **20. NAGALAND**

#### **Very Good**

Food Security:Targeted Public Distribution System(TPDS), Food Security:Antodaya Anna Yojana(AAY), Food Security:Targeted Public Distribution System (Only BPL), Houses constructed - IAY, Houses constructed - EWS/LIG, ICDS Blocks Operational (Cum.), Anganwadis Functional (Cum.), Villages Electrified - RGGVY

#### **Good**

Electricity supplied

#### **Poor**

Individual Swarozgaries Assisted - SGSY, SHGs provided income generating activities, Slipped back habitations and habitations with water quality problems addressed-ARWSP, Urban Poor Families Assisted under Seven Point Charter, Area Covered under Plantation (Public and Forest Lands), Seedlings Planted (Public and Forest Lands), Road Constructed- PMGSY



## **Table - C (Contd..)**

### **21. ORISSA**

#### **Very Good**

Individual Swarozgaries Assisted - SGSY, Food Security:Targeted Public Distribution System(TPDS), Food Security:Antodaya Anna Yojana(AAY), Food Security:Targeted Public Distribution System (Only BPL), Houses constructed - IAY, Slipped back habitations and habitations with water quality problems addressed-ARWSP, SC Families Assisted, ICDS Blocks Operational (Cum.), Anganwadis Functional (Cum.), Urban Poor Families Assisted under Seven Point Charter, Area Covered under Plantation ( Public and Forest Lands), Seedlings Planted ( Public and Forest Lands), Road Constructed- PMGSY, Villages Electrified - RGGVY, Pumps sets energized, Electricity supplied

#### **Good**

SHGs provided income generating activities

#### **Poor**

Houses constructed - EWS/LIG

### **22. PUDUCHERRY**

#### **Very Good**

SHGs provided income generating activities, Food Security:Antodaya Anna Yojana(AAY), Food Security:Targeted Public Distribution System (Only BPL), SC Families Assisted, ICDS Blocks Operational (Cum.), Anganwadis Functional (Cum.), Seedlings Planted ( Public and Forest Lands), Pumps sets energized, Electricity supplied

#### **Good**

Food Security:Targeted Public Distribution System(TPDS)

#### **Poor**

Individual Swarozgaries Assisted - SGSY, Houses constructed - IAY, Area Covered under Plantation ( Public and Forest Lands)

### **23. PUNJAB**

#### **Very Good**

Individual Swarozgaries Assisted - SGSY, Food Security:Targeted Public Distribution System (Only BPL), Houses constructed - IAY, SC Families Assisted, ICDS Blocks Operational (Cum.), Anganwadis Functional (Cum.), Area Covered under Plantation ( Public and Forest Lands), Seedlings Planted ( Public and Forest Lands), Road Constructed- PMGSY, Electricity supplied

#### **Good**

Food Security:Targeted Public Distribution System(TPDS), Habitations covered (NC and PC) - ARWSP, Slipped back habitations and habitations with water quality problems addressed-ARWSP

#### **Poor**

SHGs provided income generating activities, Food Security:Antodaya Anna Yojana(AAY), Pumps sets energized

### **24. RAJASTHAN**

#### **Very Good**

Individual Swarozgaries Assisted - SGSY, SHGs provided income generating activities, Food Security:Targeted Public Distribution System(TPDS), Food Security:Antodaya Anna Yojana(AAY), Food Security:Targeted Public Distribution System (Only BPL), Houses constructed - IAY, Houses constructed - EWS/LIG, Slipped back habitations and habitations with water quality problems addressed-ARWSP, SC Families Assisted, ICDS Blocks Operational (Cum.), Anganwadis Functional (Cum.), Urban Poor Families Assisted under Seven Point Charter, Area Covered under Plantation ( Public and Forest Lands), Seedlings Planted ( Public and Forest Lands), Road Constructed- PMGSY, Villages Electrified - RGGVY, Pumps sets energized, Electricity supplied

## **Table - C (Contd..)**

### **25. SIKKIM**

#### **Very Good**

Individual Swarozgaries Assisted - SGSY, Food Security:Targeted Public Distribution System(TPDS), Food Security:Antodaya Anna Yojana(AAY), Food Security:Targeted Public Distribution System (Only BPL), SC Families Assisted, ICDS Blocks Operational (Cum.), Anganwadis Functional (Cum.), Villages Electrified - RGGVY, Electricity supplied

#### **Good**

Houses constructed - IAY

#### **Poor**

SHGs provided income generating activities, Slipped back habitations and habitations with water quality problems addressed-ARWSP, Area Covered under Plantation ( Public and Forest Lands), Seedlings Planted ( Public and Forest Lands), Road Constructed- PMGSY

### **26. TAMIL NADU**

#### **Very Good**

SHGs provided income generating activities, Food Security:Targeted Public Distribution System(TPDS), Food Security:Antodaya Anna Yojana(AAY), Food Security:Targeted Public Distribution System (Only BPL), Houses constructed - IAY, Houses constructed - EWS/LIG, SC Families Assisted, ICDS Blocks Operational (Cum.), Anganwadis Functional (Cum.), Urban Poor Families Assisted under Seven Point Charter, Area Covered under Plantation ( Public and Forest Lands), Seedlings Planted ( Public and Forest Lands), Road Constructed- PMGSY, Pumps sets energized, Electricity supplied

#### **Good**

Individual Swarozgaries Assisted - SGSY, Slipped back habitations and habitations with water quality problems addressed-ARWSP

### **27. TRIPURA**

#### **Very Good**

Food Security:Antodaya Anna Yojana(AAY), Food Security:Targeted Public Distribution System (Only BPL), Houses constructed - EWS/LIG, ICDS Blocks Operational (Cum.), Anganwadis Functional (Cum.), Urban Poor Families Assisted under Seven Point Charter, Area Covered under Plantation ( Public and Forest Lands), Seedlings Planted ( Public and Forest Lands), Road Constructed- PMGSY, Electricity supplied

#### **Good**

Food Security:Targeted Public Distribution System(TPDS), Villages Electrified - RGGVY

#### **Poor**

Individual Swarozgaries Assisted - SGSY, SHGs provided income generating activities, Houses constructed - IAY, Slipped back habitations and habitations with water quality problems addressed-ARWSP, SC Families Assisted

### **28. UTTARAKHAND**

#### **Very Good**

Individual Swarozgaries Assisted - SGSY, SHGs provided income generating activities, Food Security:Targeted Public Distribution System(TPDS), Food Security:Antodaya Anna Yojana(AAY), Food Security:Targeted Public Distribution System (Only BPL), Houses constructed - IAY, SC Families Assisted, ICDS Blocks Operational (Cum.), Urban Poor Families Assisted under Seven Point Charter, Area Covered under Plantation ( Public and Forest Lands), Seedlings Planted ( Public and Forest Lands), Road Constructed- PMGSY, Pumps sets energized, Electricity supplied

#### **Good**

Slipped back habitations and habitations with water quality problems addressed-ARWSP

#### **Poor**

Houses constructed - EWS/LIG, Habitations covered (NC and PC) - ARWSP, Anganwadis Functional (Cum.)

## **Table - C (Contd..)**

### **29. UTTAR PRADESH**

#### **Very Good**

Individual Swarozgaries Assisted - SGSY, Food Security:Targeted Public Distribution System(TPDS), Food Security:Antodaya Anna Yojana(AAY), Food Security:Targeted Public Distribution System (Only BPL), Houses constructed - EWS/LIG, SC Families Assisted, ICDS Blocks Operational (Cum.), Anganwadis Functional (Cum.), Seedlings Planted ( Public and Forest Lands), Road Constructed- PMGSY, Pumps sets energized

#### **Good**

SHGs provided income generating activities, Houses constructed - IAY, Slipped back habitations and habitations with water quality problems addressed-ARWSP, Area Covered under Plantation ( Public and Forest Lands), Electricity supplied

#### **Poor**

Urban Poor Families Assisted under Seven Point Charter

### **30. WEST BENGAL**

#### **Very Good**

Individual Swarozgaries Assisted - SGSY, SHGs provided income generating activities, Food Security:Targeted Public Distribution System(TPDS), Food Security:Targeted Public Distribution System (Only BPL), Houses constructed - EWS/LIG, Anganwadis Functional (Cum.), Seedlings Planted ( Public and Forest Lands), Villages Electrified - RGGVY, Pumps sets energized, Electricity supplied

#### **Good**

SC Families Assisted

#### **Poor**

Food Security:Antodaya Anna Yojana(AAY), Houses constructed - IAY, Slipped back habitations and habitations with water quality problems addressed-ARWSP, ICDS Blocks Operational (Cum.), Urban Poor Families Assisted under Seven Point Charter, Area Covered under Plantation ( Public and Forest Lands), Road Constructed- PMGSY

### **31. ANDAMAN AND NICOBAR ISLANDS**

#### **Very Good**

Individual Swarozgaries Assisted - SGSY, SHGs provided income generating activities, ICDS Blocks Operational (Cum.), Anganwadis Functional (Cum.), Area Covered under Plantation ( Public and Forest Lands), Seedlings Planted ( Public and Forest Lands)

#### **Poor**

Food Security:Targeted Public Distribution System(TPDS), Food Security:Antodaya Anna Yojana(AAY), Food Security:Targeted Public Distribution System (Only BPL), Houses constructed - IAY, Habitations covered (NC and PC) - ARWSP, Electricity supplied

### **32. CHANDIGARH**

#### **Very Good**

Food Security:Targeted Public Distribution System (Only BPL), ICDS Blocks Operational (Cum.), Area Covered under Plantation ( Public and Forest Lands), Seedlings Planted ( Public and Forest Lands), Electricity supplied

#### **Good**

Food Security:Targeted Public Distribution System(TPDS), Anganwadis Functional (Cum.)

#### **Poor**

Food Security:Antodaya Anna Yojana(AAY), Houses constructed - EWS/LIG, SC Families Assisted, Urban Poor Families Assisted under Seven Point Charter

## **Table - C (Contd..)**

### **33. DADRA AND NAGAR HAVELI**

#### **Very Good**

ICDS Blocks Operational (Cum.), Area Covered under Plantation ( Public and Forest Lands), Seedlings Planted ( Public and Forest Lands), Electricity supplied

#### **Good**

Anganwadis Functional (Cum.)

#### **Poor**

Individual Swarozgaries Assisted - SGSY, SHGs provided income generating activities, Food Security:Targeted Public Distribution System(TPDS), Food Security:Antodaya Anna Yojana(AAY), Food Security:Targeted Public Distribution System (Only BPL), Houses constructed - IAY

### **34. DAMAN AND DIU**

#### **Very Good**

Individual Swarozgaries Assisted - SGSY, ICDS Blocks Operational (Cum.), Anganwadis Functional (Cum.), Electricity supplied

#### **Poor**

SHGs provided income generating activities, Food Security:Targeted Public Distribution System(TPDS), Food Security:Antodaya Anna Yojana(AAY), Food Security:Targeted Public Distribution System (Only BPL), Houses constructed - IAY, Area Covered under Plantation ( Public and Forest Lands), Seedlings Planted ( Public and Forest Lands), Pumps sets energized

### **35. LAKSHADWEEP**

#### **Very Good**

Individual Swarozgaries Assisted - SGSY, Food Security:Targeted Public Distribution System(TPDS), Food Security:Antodaya Anna Yojana(AAY), Food Security:Targeted Public Distribution System (Only BPL), ICDS Blocks Operational (Cum.), Anganwadis Functional (Cum.), Area Covered under Plantation ( Public and Forest Lands), Seedlings Planted ( Public and Forest Lands), Electricity supplied

#### **Poor**

SHGs provided income generating activities, Houses constructed - IAY, Habitations covered (NC and PC) - ARWSP

**PART - II**

**TWENTY POINT PROGRAMME - 2006**

**ITEM-WISE PERFORMANCE TABLES**

**Table - 1**  
**Employment generation under the NREG Scheme**

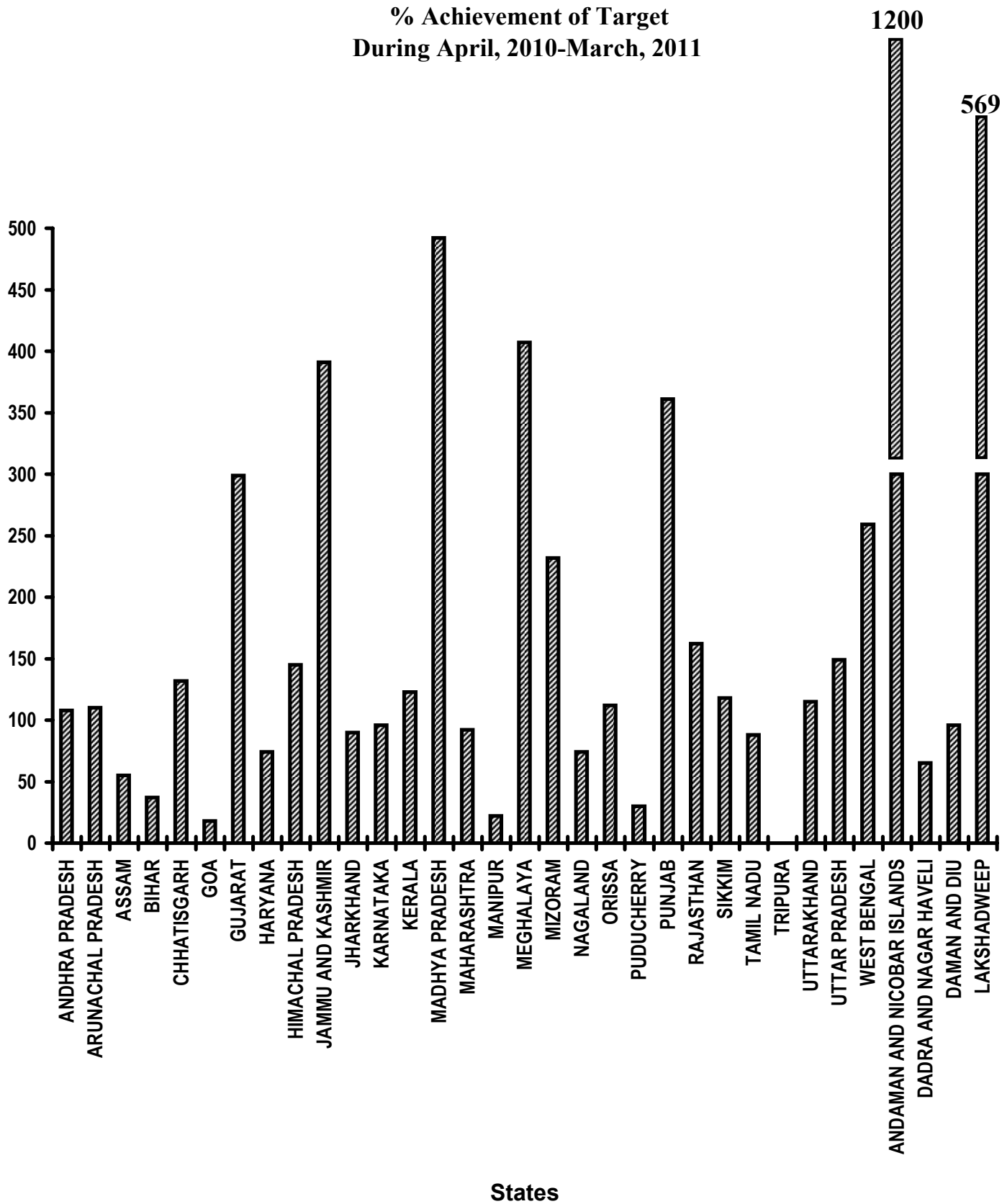
Sl. No.	State/UT Name	No. of job cards issued (Number) April,2010-March,2011	Employment generated (Number) April,2010-March,2011	Wages given (Rupees) April,2010-March,2011
(1)	(2)	(3)	(4)	(5)
1	ANDHRA PRADESH	5,97,637	33,92,72,000	53,82,26,00,000
2	ARUNACHAL PRADESH	0	0	0
3	ASSAM	1,59,338	3,65,30,000	3,82,21,91,000
4	BIHAR	6,38,361	15,97,49,000	15,96,11,13,000
5	CHHATISGARH	5,06,533	11,09,88,000	11,57,34,46,000
6	DELHI	0	0	0
7	GOA	6,012	3,51,446	4,74,66,000
8	GUJARAT	3,85,837	4,91,84,000	4,81,86,47,000
9	HARYANA	1,01,964	83,02,000	1,41,89,97,000
10	HIMACHAL PRADESH	40,111	2,19,06,000	2,76,13,80,000
11	JAMMU AND KASHMIR	1,42,448	1,99,81,000	2,81,91,78,000
12	JHARKHAND	2,43,004	8,13,80,466	8,74,44,26,273
13	KARNATAKA	16,70,812*	10,98,85,000	16,08,02,24,000
14	KERALA	4,83,744	4,55,51,141	6,22,91,99,469
15	MADHYA PRADESH	1,83,241	12,65,78,000	13,00,19,75,000
16	MAHARASHTRA	2,31,943*	1,37,33,931	2,10,33,90,000
17	MANIPUR	68786*	2,95,61,000	2,74,77,17,000
18	MEGHALAYA	11679*	1,99,81,000	3,17,95,98,000
19	MIZORAM	7988*	0	0
20	NAGALAND	24017*	3,34,34,800	3,43,96,65,200
21	ORISSA	4,32,244	9,75,59,000	9,34,50,83,000
22	PUDUCHERRY	3089*	13,73,401	13,11,00,000
23	PUNJAB	98664*	74,66,000	1,00,10,00,000
24	RAJASTHAN	10,10,575*	30,26,65,000	22,75,21,39,000
25	SIKKIM	4191*	48,13,695	83,52,16,000
26	TAMIL NADU	8,03,668	26,85,63,170	22,14,52,91,500
27	TRIPURA	30,662	37,20,000	3,82,00,56,000
28	UTTARAKHAND	81,033	2,30,20,900	2,43,17,84,700
29	UTTAR PRADESH	13,65,097	33,43,67,000	35,24,95,62,000
30	WEST BENGAL	3,29,368	13,43,56,000	13,97,74,01,000
31	ANDAMAN AND NICOBAR ISLANDS	2,241	4,06,121	7,62,94,000
32	CHANDIGARH	0	0	0
33	DADRA AND NAGAR HAVELI	218	46,587	54,60,168
34	DAMAN AND DIU	0	0	0
35	LAKSHADWEEP	8,365	1,63,535	2,93,99,000
<b>Grand Total</b>		<b>96,72,870</b>	<b>2,38,48,89,193</b>	<b>2,64,37,09,99,310</b>

*\*Note:- Some of States are reporting cumulative performance since inception but now it has been reconciled with the performance figures supplied by the M/o Rural Development to set performance targets during April 2010 -March, 2011.*

# Swaranjayanti Gram Swarojgar Yojana (SGSY)

## Individual Swarozgaries Assisted

% Achievement of Target  
During April, 2010-March, 2011



**Table - 2 (A)**  
**Swaranjayanti Gram Swarojgar Yojana**  
**Individual Swarozgaries Assisted**  
**(Unit: Number)**

Sl. No. State/UT Name		Target 2010-2011	Achievement April,2010- March,2011	Percent Achievement April,2010- March,2011
(1)	(2)	(3)	(4)	(4)/(3)
1	ANDHRA PRADESH	17,304	18,771	108
2	ARUNACHAL PRADESH	795	873*	110
3	ASSAM	20,656	11,455	55
4	BIHAR	41,164	15,398	37
5	CHHATISGARH	9,144	12,051	132
6	GOA	281	50	18
7	GUJARAT	6,514	19,492	299
8	HARYANA	3,832	2,828	74
9	HIMACHAL PRADESH	1,613	2,335	145
10	JAMMU AND KASHMIR	1,997	7,799	391
11	JHARKHAND	15,522	14,040	90
12	KARNATAKA	13,067	12,507	96
13	KERALA	5,863	7,185	123
14	MADHYA PRADESH	19,587	96,361	492
15	MAHARASHTRA	25,829	23,837	92
16	MANIPUR	1,385	303	22
17	MEGHALAYA	1,551	6,308	407
18	MIZORAM	359	834	232
19	NAGALAND	1,064	783	74
20	ORISSA	19,793	22,249	112
21	PUDUCHERRY	310	94	30
22	PUNJAB	1,861	6,718	361
23	RAJASTHAN	9,922	16,115	162
24	SIKKIM	398	468	118
25	TAMIL NADU	15,300	13,465	88
26	TRIPURA	2,500	0	0
27	UTTARAKHAND	3,120	3,603	115
28	UTTAR PRADESH	59,262	88,080	149
29	WEST BENGAL	21,996	56,900	259
30	ANDAMAN AND NICOBAR ISLANDS	26	312	1,200
31	DADRA AND NAGAR HAVELI	26	17	65
32	DAMAN AND DIU	26	25	96
33	LAKSHADWEEP	26	148	569
<b>Grand Total</b>		<b>3,22,093</b>	<b>4,61,404</b>	<b>143</b>

**Very Good:(90% or above of targets)**

ANDHRA PRADESH, ARUNACHAL PRADESH, CHHATISGARH, GUJARAT, HIMACHAL PRADESH, JAMMU AND KASHMIR, JHARKHAND, KARNATAKA, KERALA, MADHYA PRADESH, MAHARASHTRA, MEGHALAYA, MIZORAM, ORISSA, PUNJAB, RAJASTHAN, SIKKIM, UTTARAKHAND, UTTAR PRADESH, WEST BENGAL, ANDAMAN AND NICOBAR ISLANDS, DAMAN AND DIU, LAKSHADWEEP

**Good:(Between 80% to 90% targets)**

TAMIL NADU

**Poor:(Below 80% of targets)**

ASSAM, BIHAR, GOA, HARYANA, MANIPUR, NAGALAND, PUDUCHERRY, TRIPURA, DADRA AND NAGAR HAVELI

*\*Figures furnished by M/o Rural Development*



**Table - 2 (B)**  
**Swaranjayanti Gram Swarojgar Yojana**

Sl. No.	State/UT Name	Individual SC Swarozgaries Assisted (Number) April,2010-March,2011	Individual ST Swarozgaries Assisted (Number) April,2010-March,2011	Individual Women Swarozgaries Assisted (Number) April,2010-March,2011	Individual Disabled Swarozgaries Assisted (Number) April,2010-March,2011
(1)	(2)	(3)	(4)	(5)	(6)
1	ANDHRA PRADESH	7,713	2,233	17,839	1,626
2	ARUNACHAL PRADESH	0	0	0	0
3	ASSAM	1,511	1,549	4,171	738
4	BIHAR	6,314	269	3,957	651
5	CHHATISGARH	1,970	5,148	994	189
6	GOA	15	22	13	0
7	GUJARAT	10,778	0	6,690	192
8	HARYANA	1,277	0	1,431	130
9	HIMACHAL PRADESH	989	251	531	47
10	JAMMU AND KASHMIR	1,120	1,015	1,995	10
11	JHARKHAND	2,664	4,730	5,586	52
12	KARNATAKA	4,474	1,508	9,351	656
13	KERALA	5,582	577	4,023	725
14	MADHYA PRADESH	22,960	34,633	49,251	3,098
15	MAHARASHTRA	6,833	4,931	6,034	1,451
16	MANIPUR	0	0	0	0
17	MEGHALAYA	0	37,068	25,303	122
18	MIZORAM	0	0	0	0
19	NAGALAND	0	446	313	24
20	ORISSA	6,691	5,666	6,496	2,592
21	PUDUCHERRY	0	0	0	0
22	PUNJAB	4,909	0	1,400	36
23	RAJASTHAN	4,177	5,475	5,980	624
24	SIKKIM	115	910	1,604	72
25	TAMIL NADU	6,274	1,062	8,795	4,456
26	TRIPURA	0	0	0	0
27	UTTARAKHAND	3,198	180	747	22
28	UTTAR PRADESH	46,457	214	26,522	1,339
29	WEST BENGAL	21,454	3,274	49,462	106
30	ANDAMAN AND NICOBAR ISLANDS	0	29	67	7
31	DADRA AND NAGAR HAVELI	0	17	8	0
32	DAMAN AND DIU	2	21	12	0
33	LAKSHADWEEP	156	0	0	0
<b>Grand Total</b>		<b>1,67,633</b>	<b>1,11,228</b>	<b>2,38,575</b>	<b>18,965</b>

**Table - 3(A)**  
**Self Help Groups (SHG)**  
**(Unit: Number)**

		Formed under SGSY (Number) April,2010- March,2011
Sl. No.	State/UT Name	
(1)	(2)	(3)
1	ANDHRA PRADESH	47,817
2	ARUNACHAL PRADESH	0
3	ASSAM	24,992
4	BIHAR	31,453
5	CHHATISGARH	5,572
6	DELHI	0
7	GOA	38
8	GUJARAT	6,417
9	HARYANA	2,999
10	HIMACHAL PRADESH	1,100
11	JAMMU AND KASHMIR	1,442
12	JHARKHAND	21,950
13	KARNATAKA	7,388
14	KERALA	1,986
15	MADHYA PRADESH	23,193
16	MAHARASHTRA	14,756
17	MANIPUR	725
18	MEGHALAYA	956
19	MIZORAM	0
20	NAGALAND	703
21	ORISSA	8,536
22	PUDUCHERRY	176
23	PUNJAB	896
24	RAJASTHAN	4,328
25	SIKKIM	158
26	TAMIL NADU	29,647
27	TRIPURA	4,441
28	UTTARAKHAND	6,189
29	UTTAR PRADESH	52,473
30	WEST BENGAL	36,348
31	ANDAMAN AND NICOBAR ISLANDS	76
32	CHANDIGARH	0
33	DADRA AND NAGAR HAVELI	0
34	DAMAN AND DIU	0
35	LAKSHADWEEP	0
<b>Grand Total</b>		<b>3,36,755</b>

# Self Help Groups (SHG)

## To whom income generating activities provided

% Achievement of Target  
During April, 2010-March, 2011

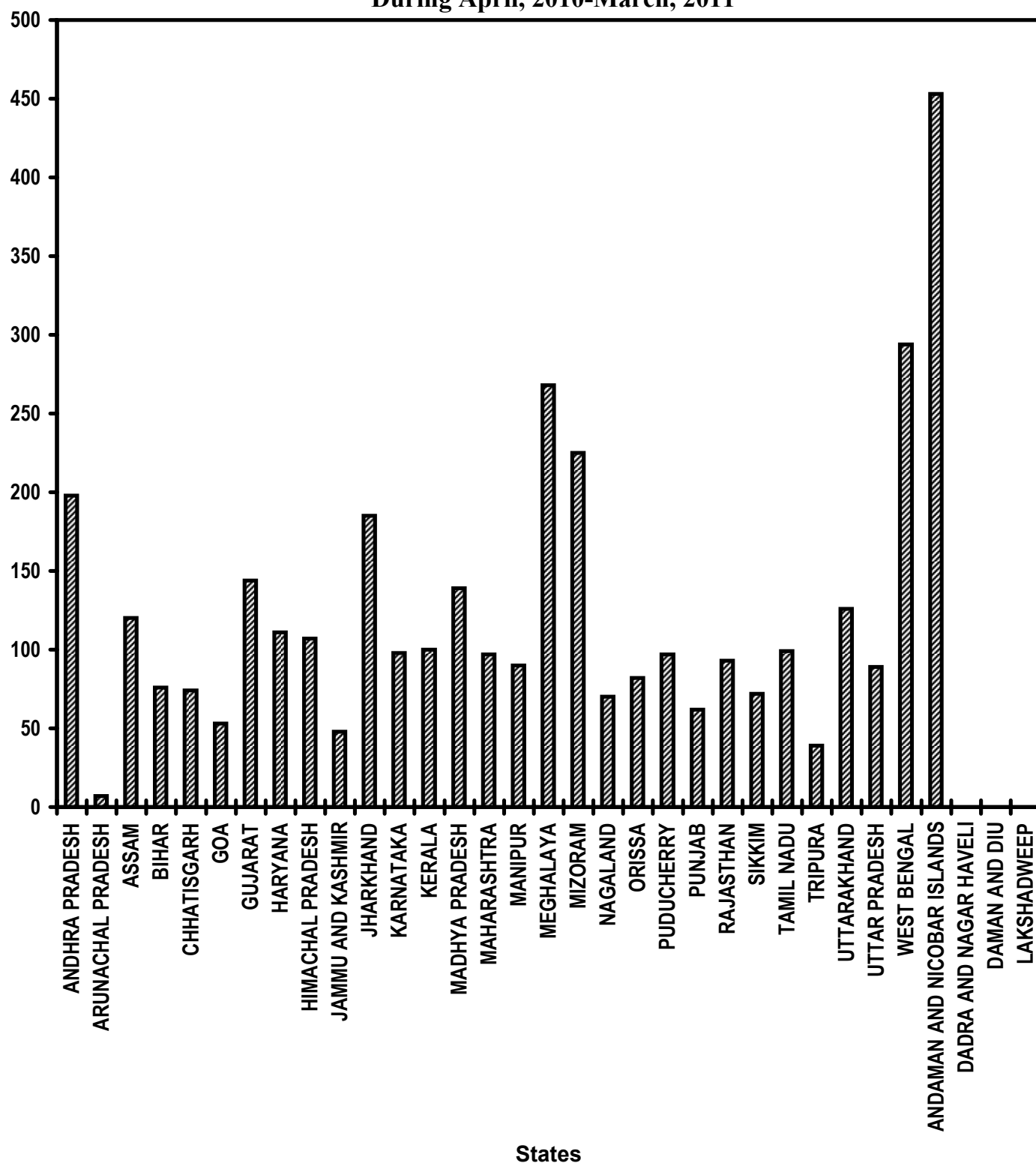


Table - 3(B)

**Self Help Groups (SHG)**  
**To whom income generating activities provided**  
 (Unit: Number)

Sl. No.	State/UT Name	Target 2010-2011	Achievement April,2010-March,2011	Percent Achievement April,2010-March,2011
(1)	(2)	(3)	(4)	(4)/(3)
1	ANDHRA PRADESH	9,967	19,729	198
2	ARUNACHAL PRADESH	458	30*	7
3	ASSAM	11,898	14,316	120
4	BIHAR	23,710	17,999	76
5	CHHATISGARH	5,267	3,893	74
6	GOA	160	84	52
7	GUJARAT	3,752	5,390	144
8	HARYANA	2,207	2,443	111
9	HIMACHAL PRADESH	929	998	107
10	JAMMU AND KASHMIR	1,150	555	48
11	JHARKHAND	8,941	16,577	185
12	KARNATAKA	7,526	7,388	98
13	KERALA	3,377	3,377	100
14	MADHYA PRADESH	11,282	15,695	139
15	MAHARASHTRA	14,878	14,465	97
16	MANIPUR	798	718	90
17	MEGHALAYA	894	2,400	268
18	MIZORAM	207	465*	225
19	NAGALAND	613	432*	70
20	ORISSA	11,401	9,316	82
21	PUDUCHERRY	179	174	97
22	PUNJAB	1,072	660	62
23	RAJASTHAN	5,715	5,310	93
24	SIKKIM	229	165	72
25	TAMIL NADU	8,813	8,738	99
26	TRIPURA	1,440	559	39
27	UTTARAKHAND	1,797	2,260	126
28	UTTAR PRADESH	34,135	30,228	89
29	WEST BENGAL	12,670	37,292	294
30	ANDAMAN AND NICOBAR ISLANDS	15	68	453
31	DADRA AND NAGAR HAVELI	15	0	0
32	DAMAN AND DIU	15	0	0
33	LAKSHADWEEP	15	0	0
<b>Grand Total</b>		<b>1,85,525</b>	<b>2,21,724</b>	<b>120</b>

**Very Good:(90% or above of targets)**

ANDHRA PRADESH, ASSAM, GUJARAT, HARYANA, HIMACHAL PRADESH, JHARKHAND, KARNATAKA, KERALA, MADHYA PRADESH, MAHARASHTRA, MANIPUR, MEGHALAYA, MIZORAM, PUDUCHERRY, RAJASTHAN, TAMIL NADU, UTTARAKHAND, WEST BENGAL, ANDAMAN AND NICOBAR ISLANDS

**Good:(Between 80% to 90% targets)**

ORISSA, UTTAR PRADESH

**Poor:(Below 80% of targets)**

ARUNACHAL PRADESH, BIHAR, CHHATISGARH, GOA, JAMMU AND KASHMIR, NAGALAND, PUNJAB, SIKKIM, TRIPURA, DADRA AND NAGAR HAVELI, DAMAN AND DIU, LAKSHADWEEP

\*Figures furnished by M/o Rural Development

**Table - 4 (A)**

**Distribution of waste land to the landless**  
(Unit: Hectare)

		<b>Total Land Distributed (Hectare) April,2010- March,2011</b>
<b>Sl. No.</b>	<b>State/UT Name</b>	
<b>(1)</b>	<b>(2)</b>	<b>(3)</b>
1	ANDHRA PRADESH	47,653
2	ARUNACHAL PRADESH	0
3	ASSAM	0
4	BIHAR	26
5	CHHATISGARH	0
6	DELHI	0
7	GOA	0
8	GUJARAT	0
9	HARYANA	0
10	JAMMU AND KASHMIR	0
11	JHARKHAND	191
12	KARNATAKA	0
13	KERALA	0
14	MADHYA PRADESH	0
15	MAHARASHTRA	0
16	MANIPUR	0
17	MEGHALAYA	0
18	MIZORAM	0
19	NAGALAND	0
20	ORISSA	1,111
21	PUDUCHERRY	12
22	PUNJAB	0
23	RAJASTHAN	0
24	SIKKIM	0
25	TAMIL NADU	318
26	TRIPURA	0
27	UTTARAKHAND	0
28	UTTAR PRADESH	2,777
29	WEST BENGAL	0
30	ANDAMAN AND NICOBAR ISLANDS	0
31	CHANDIGARH	0
32	DADRA AND NAGAR HAVELI	0
33	DAMAN AND DIU	0
34	LAKSHADWEEP	0
<b>Grand Total</b>		<b>52,088</b>

**Table - 4 (B)**

**Distribution of waste land to the landless**

		Land Distributed to SC (Hectare) April,2010- March,2011	Land Distributed to ST (Hectare) April,2010- March,2011	Land Distributed to Others (Hectare) April,2010- March,2011
Sl. No.	State/UT Name	(3)	(4)	(5)
1	ANDHRA PRADESH	10,251	11,026	26,376
2	ARUNACHAL PRADESH	0	0	0
3	ASSAM	0	0	0
4	BIHAR	26	0	0
5	CHHATISGARH	0	0	0
6	DELHI	0	0	0
7	GOA	0	0	0
8	GUJARAT	0	0	0
9	HARYANA	0	0	0
10	JAMMU AND KASHMIR	0	0	0
11	JHARKHAND	14	137	49
12	KARNATAKA	0	0	0
13	KERALA	0	0	0
14	MADHYA PRADESH	0	0	0
15	MAHARASHTRA	0	0	0
16	MANIPUR	0	0	0
17	MEGHALAYA	0	0	0
18	MIZORAM	0	0	0
19	NAGALAND	0	0	0
20	ORISSA	207	656	249
21	PUDUCHERRY	0	0	0
22	PUNJAB	0	0	0
23	RAJASTHAN	0	0	0
24	SIKKIM	0	0	0
25	TAMIL NADU	48	0	270
26	TRIPURA	0	0	0
27	UTTARAKHAND	0	0	0
28	UTTAR PRADESH	1,786	1	990
29	WEST BENGAL	0	0	0
30	ANDAMAN AND NICOBAR ISLANDS	0	0	0
31	CHANDIGARH	0	0	0
32	DADRA AND NAGAR HAVELI	0	0	0
33	DAMAN AND DIU	0	0	0
34	LAKSHADWEEP	0	0	0
<b>Grand Total</b>		<b>12,332</b>	<b>11,820</b>	<b>27,934</b>

Table - 5(A)

## Minimum Wages Enforcement (including Farm Labour)

Sl. No.	State/UT Name	Agriculture and Farm Workers: Inspections made (Number)	Agriculture and Farm Workers: Irregularities detected (Number)	Agriculture and Farm Workers: Irregularities rectified (Number)
		April,2010-March,2011	April,2010-March,2011	April,2010-March,2011
(1)	(2)	(3)	(4)	(5)
1	ANDHRA PRADESH	0	0	0
2	ARUNACHAL PRADESH	0	0	0
3	ASSAM	0	0	0
4	BIHAR	84,107	15,653	15,668
5	CHHATISGARH	0	0	0
6	DELHI	0	0	0
7	GOA	1,279	8,242	0
8	GUJARAT	30,168	3,035	3,314
9	HARYANA	0	0	0
10	HIMACHAL PRADESH	0	0	0
11	JAMMU AND KASHMIR	0	0	0
12	JHARKHAND	10,128	391	315
13	KARNATAKA	0	0	0
14	KERALA	1	3	21
15	MADHYA PRADESH	0	0	0
16	MAHARASHTRA	0	0	0
17	MANIPUR	618	8	8
18	MEGHALAYA	0	0	0
19	MIZORAM	0	0	0
20	NAGALAND	0	0	0
21	ORISSA	0	0	0
22	PUDUCHERRY	0	0	0
23	PUNJAB	18	0	0
24	RAJASTHAN	1,260	10	6
25	SIKKIM	0	0	0
26	TAMIL NADU	0	0	0
27	TRIPURA	0	0	0
28	UTTARAKHAND	0	0	0
29	UTTAR PRADESH	0	0	0
30	WEST BENGAL	0	0	0
31	ANDAMAN AND NICOBAR ISLANDS	0	0	0
32	CHANDIGARH	8	6	0
33	DADRA AND NAGAR HAVELI	5	0	0
34	DAMAN AND DIU	0	0	0
35	LAKSHADWEEP	0	0	0
Grand Total		1,27,592	27,348	19,332

Table - 5(B)

## Minimum Wages Enforcement (including Farm Labour)

(Unit: Number)

Sl. No.	State/UT Name	Agriculture and Farm Workers: Claims filed (Number) April,2010-March,2011	Agriculture and Farm Workers: Claims settled (Number) April,2010-March,2011
		(3)	(4)
1	ANDHRA PRADESH	0	0
2	ARUNACHAL PRADESH	0	0
3	ASSAM	0	0
4	BIHAR	4,685	4,370
5	CHHATISGARH	0	0
6	DELHI	0	0
7	GOA	0	4
8	GUJARAT	0	0
9	HARYANA	15	13
10	HIMACHAL PRADESH	0	0
11	JAMMU AND KASHMIR	0	0
12	JHARKHAND	2,041	1
13	KARNATAKA	0	0
14	KERALA	0	0
15	MADHYA PRADESH	0	0
16	MAHARASHTRA	0	0
17	MANIPUR	0	0
18	MEGHALAYA	0	0
19	MIZORAM	0	0
20	NAGALAND	0	0
21	ORISSA	0	0
22	PUDUCHERRY	0	0
23	PUNJAB	0	0
24	RAJASTHAN	0	3
25	SIKKIM	0	0
26	TAMIL NADU	0	0
27	TRIPURA	0	0
28	UTTARAKHAND	0	0
29	UTTAR PRADESH	0	0
30	WEST BENGAL	0	0
31	ANDAMAN AND NICOBAR ISLANDS	0	0
32	CHANDIGARH	1	1
33	DADRA AND NAGAR HAVELI	0	0
34	DAMAN AND DIU	0	0
35	LAKSHADWEEP	0	0
Grand Total		6,742	4,392



Table - 5(C)

## Minimum Wages Enforcement (including Farm Labour)

Sl. No.	State/UT Name	Agriculture and Farm Workers: Prosecution cases Pending (Number) April,2010-March,2011	Agriculture and Farm Workers: Prosecution cases filed (Number) April,2010-March,2011	Agriculture and Farm Workers: Prosecution cases decided (Number) April,2010-March,2011
		(3)	(4)	(5)
1	ANDHRA PRADESH	0	0	0
2	ARUNACHAL PRADESH	0	0	0
3	ASSAM	0	0	0
4	BIHAR	401	19	2
5	CHHATISGARH	0	0	0
6	DELHI	0	0	0
7	GOA	0	7	6
8	GUJARAT	5,059	173	24
9	HARYANA	0	0	0
10	HIMACHAL PRADESH	0	0	0
11	JAMMU AND KASHMIR	0	0	0
12	JHARKHAND	11	0	0
13	KARNATAKA	0	0	0
14	KERALA	0	0	0
15	MADHYA PRADESH	0	0	0
16	MAHARASHTRA	0	0	0
17	MANIPUR	0	0	0
18	MEGHALAYA	0	0	0
19	MIZORAM	0	0	0
20	NAGALAND	0	0	0
21	ORISSA	0	0	0
22	PUDUCHERRY	0	0	0
23	PUNJAB	0	0	0
24	RAJASTHAN	40	19	20
25	SIKKIM	0	0	0
26	TAMIL NADU	0	0	0
27	TRIPURA	0	0	0
28	UTTARAKHAND	0	0	0
29	UTTAR PRADESH	0	0	0
30	WEST BENGAL	0	0	0
31	ANDAMAN AND NICOBAR ISLANDS	0	0	0
32	CHANDIGARH	0	4	6
33	DADRA AND NAGAR HAVELI	0	0	0
34	DAMAN AND DIU	0	0	0
35	LAKSHADWEEP	0	0	0
Grand Total		5,511	222	58

# Food Security: Targeted Public Distribution System (APL+BPL+AAY)

## Off take

% Achievement of Target  
During April, 2010-March, 2011

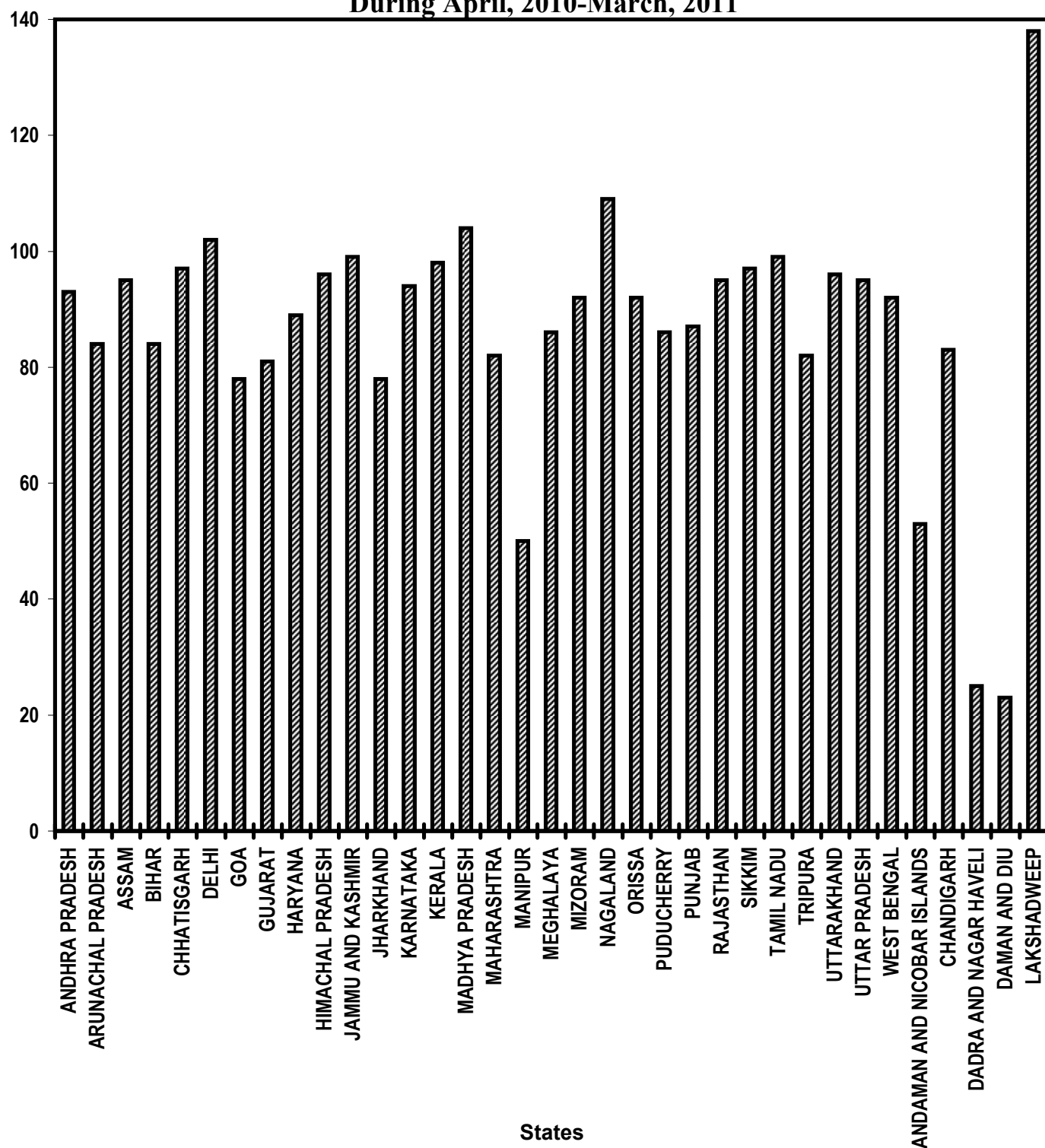


Table - 6(A)

## Food Security-Targeted Public Distribution system (APL+BPL+AAV)

Sl. No.	State/UT Name	Allocation of Food Grains (Tonnes)	Off take * (Tonnes)	Percentage of offtake w.r.t. Allocation of Food Grains
		April,2010-March,2011	April,2010-March,2011	
(1)	(2)	(3)	(4)	(5)
1	ANDHRA PRADESH	36,76,480	34,33,137	93
2	ARUNACHAL PRADESH	1,01,556	85,023	84
3	ASSAM	16,73,126	15,91,641	95
4	BIHAR	35,43,192	29,69,154	84
5	CHHATISGARH	11,68,032	11,35,107	97
6	DELHI	5,95,734	6,07,303	102
7	GOA	68,751	53,804	78
8	GUJARAT	18,85,998	15,32,880	81
9	HARYANA	6,85,242	6,13,097	89
10	HIMACHAL PRADESH	5,08,988	4,86,462	96
11	JAMMU AND KASHMIR	7,57,104	7,49,115	99
12	JHARKHAND	13,19,412	10,32,747	78
13	KARNATAKA	22,60,476	21,32,040	94
14	KERALA	13,99,646	13,73,157	98
15	MADHYA PRADESH	26,10,454	27,07,860	104
16	MAHARASHTRA	44,90,412	36,87,169	82
17	MANIPUR	1,41,844	71,209	50
18	MEGHALAYA	1,82,928	1,56,605	86
19	MIZORAM	70,140	64,502	92
20	NAGALAND	1,26,876	1,38,126	109
21	ORISSA	22,21,788	20,52,089	92
22	PUDUCHERRY	56,112	48,435	86
23	PUNJAB	7,86,348	6,80,707	87
24	RAJASTHAN	20,37,128	19,37,843	95
25	SIKKIM	44,250	43,000	97
26	TAMIL NADU	37,22,832	36,98,126	99
27	TRIPURA	3,02,622	2,49,020	82
28	UTTARAKHAND	4,74,122	4,55,838	96
29	UTTAR PRADESH	69,36,948	65,55,953	95
30	WEST BENGAL	36,01,864	33,25,618	92
31	ANDAMAN AND NICOBAR ISLANDS	34,020	17,921	53
32	CHANDIGARH	31,380	25,975	83
33	DADRA AND NAGAR HAVELI	9,924	2,457	25
34	DAMAN AND DIU	4,980	1,162	23
35	LAKSHADWEEP	4,620	6,385	138
Grand Total		4,75,35,329	4,37,20,667	92

**Very Good:(90% or above of targets)**

ANDHRA PRADESH, ASSAM, CHHATISGARH, DELHI, HIMACHAL PRADESH, JAMMU AND KASHMIR, KARNATAKA, KERALA, MADHYA PRADESH, MIZORAM, NAGALAND, ORISSA, RAJASTHAN, SIKKIM, TAMIL NADU, UTTARAKHAND, UTTAR PRADESH, WEST BENGAL, LAKSHADWEEP

**Good:(Between 80% to 90% targets)**

ARUNACHAL PRADESH, BIHAR, GUJARAT, HARYANA, MAHARASHTRA, MEGHALAYA, PUDUCHERRY, PUNJAB, TRIPURA, CHANDIGARH

**Poor:(Below 80% of targets)**

GOA, JHARKHAND, MANIPUR, ANDAMAN AND NICOBAR ISLANDS, DADRA AND NAGAR HAVELI, DAMAN AND DIU

\*Offtake figures are provisional, subject to confirmation from FCI

# Food Security: Targeted Public Distribution System (Only Antyodaya Anna Yojana)

## Off take

% Achievement of Target  
During April, 2010-March, 2011

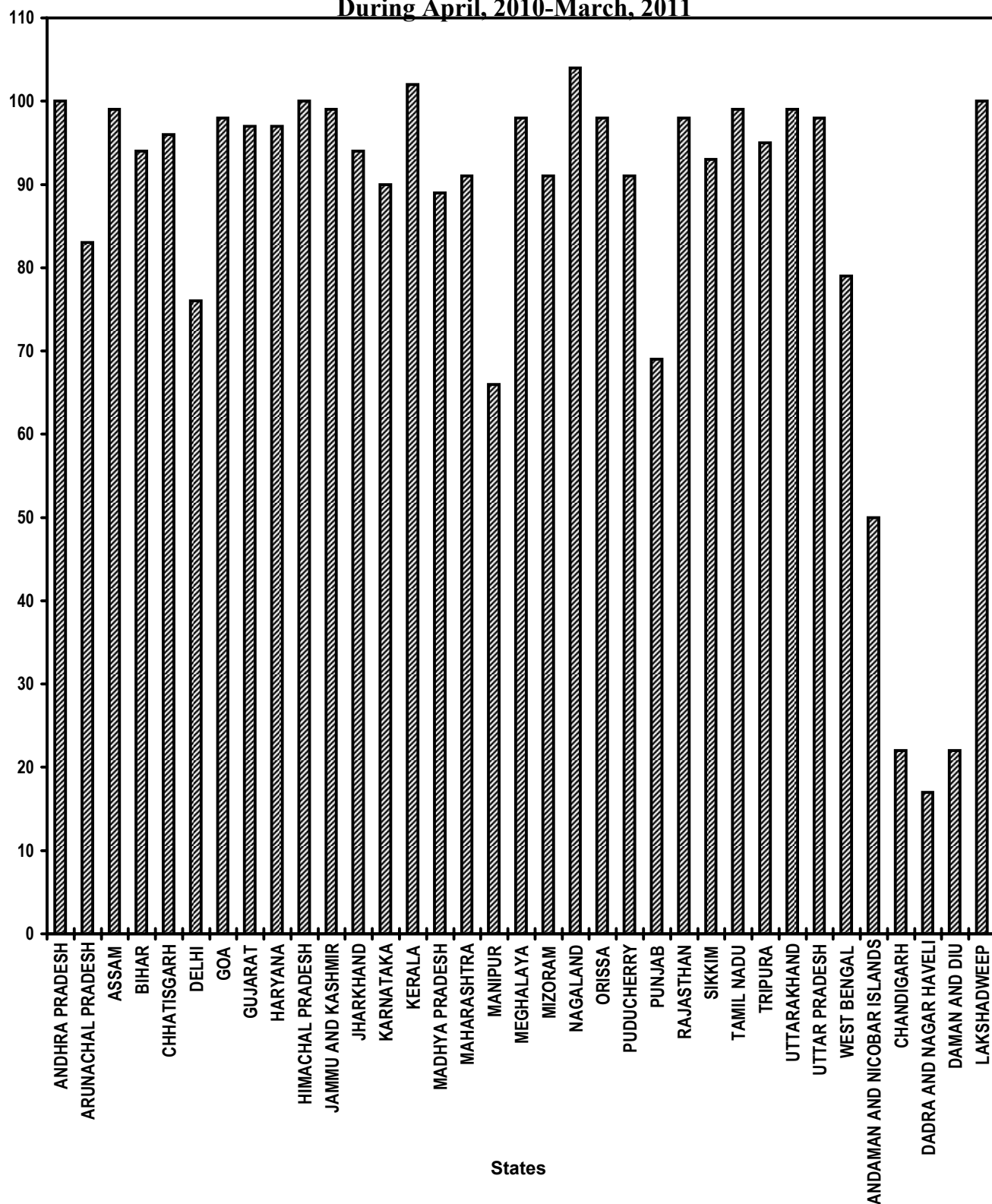


Table - 6(B)

## Food security-Targeted Public Distribution system (only AAY)

Sl. State/UT No. Name		Allocation of Food Grains (Tonnes) April,2010- March,2011	Off take * (Tonnes) April,2010- March,2011	Percentage of offtake w.r.t. Allocation of Food Grains
(1)	(2)	(3)	(4)	(5)
1	ANDHRA PRADESH	6,54,288	6,51,972	100
2	ARUNACHAL PRADESH	15,972	13,258	83
3	ASSAM	2,95,692	2,92,276	99
4	BIHAR	10,47,884	9,90,201	94
5	CHHATISGARH	3,01,944	2,90,276	96
6	DELHI	63,084	47,693	76
7	GOA	6,108	6,007	98
8	GUJARAT	3,40,080	3,29,707	97
9	HARYANA	1,22,820	1,19,619	97
10	HIMACHAL PRADESH	82,740	82,488	100
11	JAMMU AND KASHMIR	1,07,388	1,06,211	99
12	JHARKHAND	3,85,527	3,61,799	94
13	KARNATAKA	5,03,892	4,55,472	90
14	KERALA	2,50,260	2,56,364	102
15	MADHYA PRADESH	6,64,260	5,93,133	89
16	MAHARASHTRA	10,34,880	9,43,946	91
17	MANIPUR	26,724	17,699	66
18	MEGHALAYA	29,484	29,024	98
19	MIZORAM	10,920	9,938	91
20	NAGALAND	19,968	20,826	104
21	ORISSA	5,31,120	5,20,996	98
22	PUDUCHERRY	13,548	12,385	91
23	PUNJAB	75,360	51,853	69
24	RAJASTHAN	3,91,488	3,84,787	98
25	SIKKIM	6,936	6,451	93
26	TAMIL NADU	7,83,144	7,75,561	99
27	TRIPURA	47,520	45,016	95
28	UTTARAKHAND	68,242	67,535	99
29	UTTAR PRADESH	17,19,480	16,79,267	98
30	WEST BENGAL	6,21,684	4,91,693	79
31	ANDAMAN AND NICOBAR ISLANDS	1,800	907	50
32	CHANDIGARH	624	140	22
33	DADRA AND NAGAR HAVELI	2,196	373	17
34	DAMAN AND DIU	636	143	22
35	LAKSHADWEEP	504	504	100
Grand Total		1,02,28,197	96,55,520	94

**Very Good:(90% or above of targets)**

ANDHRA PRADESH, ASSAM, BIHAR, CHHATISGARH, GOA, GUJARAT, HARYANA, HIMACHAL PRADESH, JAMMU AND KASHMIR, JHARKHAND, KARNATAKA, KERALA, MAHARASHTRA, MEGHALAYA, MIZORAM, NAGALAND, ORISSA, PUDUCHERRY, RAJASTHAN, SIKKIM, TAMIL NADU, TRIPURA, UTTARAKHAND, UTTAR PRADESH, LAKSHADWEEP

**Good:(Between 80% to 90% targets)**

ARUNACHAL PRADESH, MADHYA PRADESH

**Poor:(Below 80% of targets)**

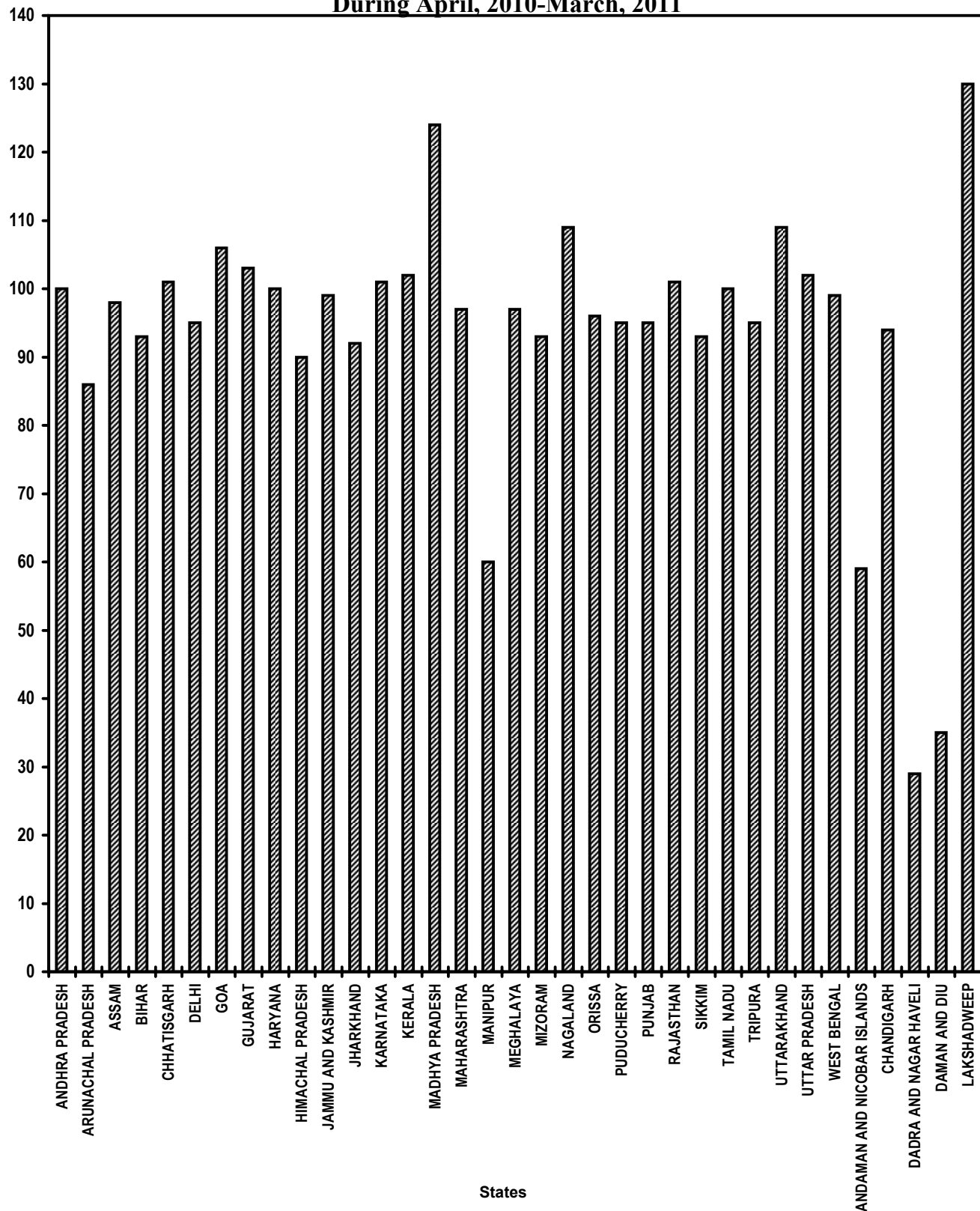
DELHI, MANIPUR, PUNJAB, WEST BENGAL, ANDAMAN AND NICOBAR ISLANDS, CHANDIGARH, DADRA AND NAGAR HAVELI, DAMAN AND DIU

\*Offtake figures are provisional, subject to confirmation from FCI

# Food Security: Targeted Public Distribution System (Only BPL)

## Off take

% Achievement of Target  
During April, 2010-March, 2011



States

Table - 6(C)

## Food Security - Targeted Public Distribution System (Only BPL)

Sl. No.	State/UT Name	Allocation of Food Grains (Tonnes)	Off take * (Tonnes)	Percentage of offtake w.r.t. Allocation of Food Grains
		April,2010-March,2011	April,2010-March,2011	
(1)	(2)	(3)	(4)	(5)
1	ANDHRA PRADESH	10,52,088	10,47,270	100
2	ARUNACHAL PRADESH	25,524	22,021	86
3	ASSAM	4,75,224	4,67,054	98
4	BIHAR	16,91,908	15,78,663	93
5	CHHATISGARH	4,85,688	4,88,845	101
6	DELHI	1,08,696	1,02,830	95
7	GOA	5,460	5,766	106
8	GUJARAT	5,50,368	5,66,836	103
9	HARYANA	2,08,572	2,08,278	100
10	HIMACHAL PRADESH	1,33,140	1,19,519	90
11	JAMMU AND KASHMIR	2,01,696	1,99,466	99
12	JHARKHAND	6,19,965	5,68,567	92
13	KARNATAKA	8,10,384	8,20,164	101
14	KERALA	4,02,348	4,10,892	102
15	MADHYA PRADESH	10,68,216	13,21,076	124
16	MAHARASHTRA	17,09,424	16,57,242	97
17	MANIPUR	43,008	25,881	60
18	MEGHALAYA	47,376	45,893	97
19	MIZORAM	17,640	16,439	93
20	NAGALAND	32,112	34,868	109
21	ORISSA	11,65,572	11,18,944	96
22	PUDUCHERRY	21,564	20,480	95
23	PUNJAB	1,21,176	1,14,963	95
24	RAJASTHAN	6,29,532	6,35,059	101
25	SIKKIM	11,304	10,490	93
26	TAMIL NADU	12,59,232	12,53,445	100
27	TRIPURA	76,380	72,264	95
28	UTTARAKHAND	1,40,930	1,53,828	109
29	UTTAR PRADESH	27,65,700	28,16,831	102
30	WEST BENGAL	15,53,580	15,35,429	99
31	ANDAMAN AND NICOBAR ISLANDS	5,340	3,173	59
32	CHANDIGARH	3,756	3,517	94
33	DADRA AND NAGAR HAVELI	5,028	1,459	29
34	DAMAN AND DIU	1,044	370	35
35	LAKSHADWEEP	756	986	130
<b>Grand Total</b>		<b>1,74,49,731</b>	<b>1,74,48,808</b>	<b>100</b>

**Very Good:(90% or above of targets)**

ANDHRA PRADESH, ASSAM, BIHAR, CHHATISGARH, DELHI, GOA, GUJARAT, HARYANA, HIMACHAL PRADESH, JAMMU AND KASHMIR, JHARKHAND, KARNATAKA, KERALA, MADHYA PRADESH, MAHARASHTRA, MEGHALAYA, MIZORAM, NAGALAND, ORISSA, PUDUCHERRY, PUNJAB, RAJASTHAN, SIKKIM, TAMIL NADU, TRIPURA, UTTARAKHAND, UTTAR PRADESH, WEST BENGAL, CHANDIGARH, LAKSHADWEEP

**Good:(Between 80% to 90% targets)**

ARUNACHAL PRADESH

**Poor:(Below 80% of targets)**

MANIPUR, ANDAMAN AND NICOBAR ISLANDS, DADRA AND NAGAR HAVELI, DAMAN AND DIU

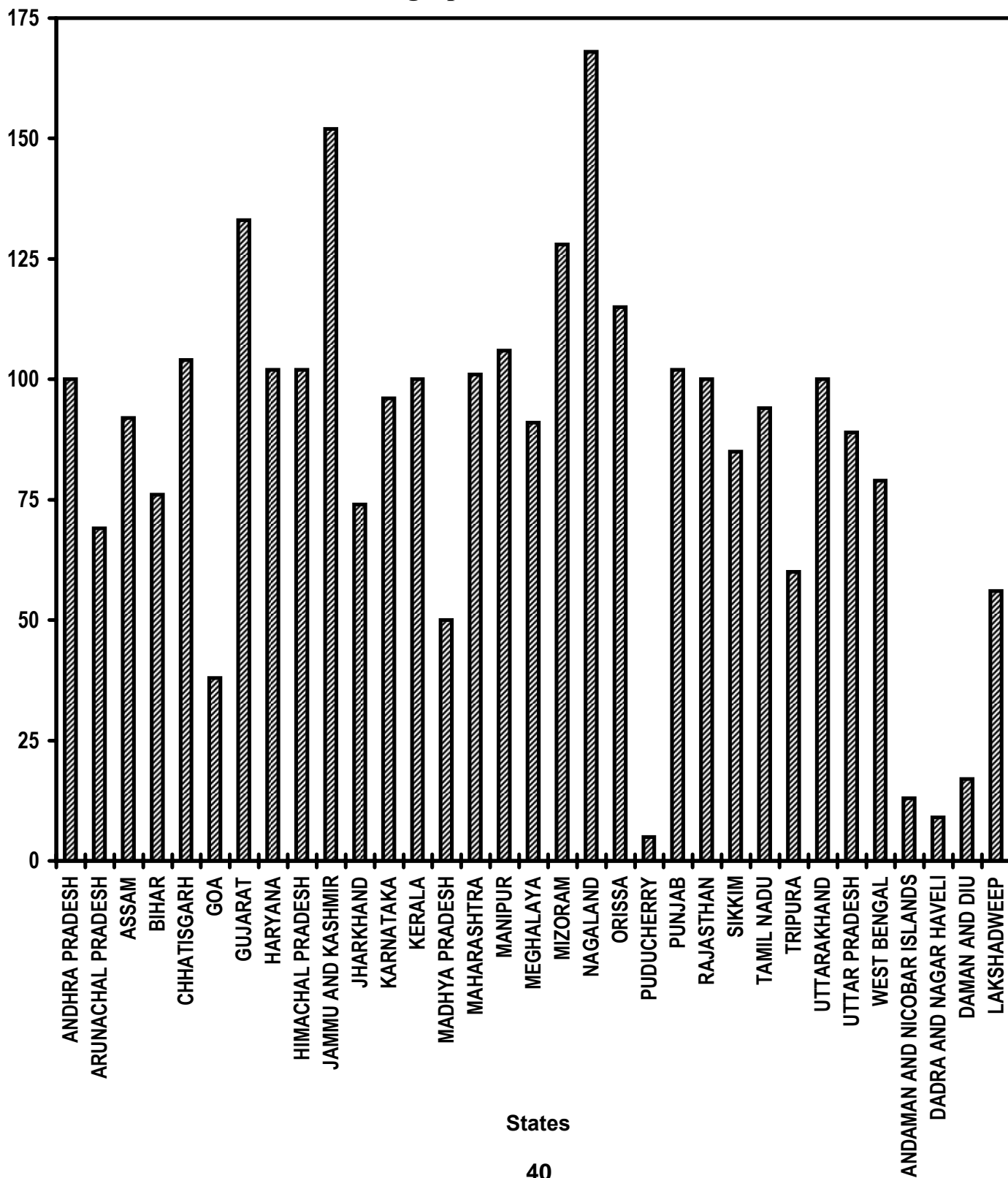
\*Offtake figures are provisional, subject to confirmation from FCI

# Rural Housing - Indira Awaas Yojana

## Houses constructed

% Achievement of Target

During April, 2010-March, 2011





**Table - 7**  
**Rural Housing - Indira Awaas Yojana**  
**Houses constructed**  
**(Unit: Number)**

Sl. No.		Target 2010-2011	Achievement April,2010- March,2011	Percent Achievement April,2010- March,2011
(1)	(2)	(3)	(4)	(4)/(3)
1	ANDHRA PRADESH	2,57,104	2,57,104	100
2	ARUNACHAL PRADESH	7,726	5296 *	69
3	ASSAM	1,70,849	1,56,911	92
4	BIHAR	7,58,904	5,78,350	76
5	CHHATISGARH	39,759	41,408	104
6	GOA	1,584	600	38
7	GUJARAT	1,26,090	1,67,313	133
8	HARYANA	17,703	18,068	102
9	HIMACHAL PRADESH	5,793	5,924	102
10	JAMMU AND KASHMIR	17,995	27,328	152
11	JHARKHAND	1,67,691	1,24,353	74
12	KARNATAKA	99,055	95,311	96
13	KERALA	55,084	54,853	100
14	MADHYA PRADESH	79,073	39,714	50
15	MAHARASHTRA	1,55,052	1,56,575	101
16	MANIPUR	6,707	7,132	106
17	MEGHALAYA	11,681	10,649	91
18	MIZORAM	2,489	3,187	128
19	NAGALAND	7,730	12,992	168
20	ORISSA	1,49,100	1,71,223	115
21	PUDUCHERRY	1,218	57	5
22	PUNJAB	21,893	22,269	102
23	RAJASTHAN	63,362	63,464	100
24	SIKKIM	1,478	1,261	85
25	TAMIL NADU	1,02,939	96,256	94
26	TRIPURA	15,050	9,058	60
27	UTTARAKHAND	15,856	15,932	100
28	UTTAR PRADESH	3,40,868	3,03,508	89
29	WEST BENGAL	2,05,671	1,62,324	79
30	ANDAMAN AND NICOBAR ISLANDS	2,446	316	13
31	DADRA AND NAGAR HAVELI	407	38	9
32	DAMAN AND DIU	182	31	17
33	LAKSHADWEEP	158	88	56
<b>Grand Total</b>		<b>29,08,697</b>	<b>26,08,893</b>	<b>90</b>

**Very Good:(90% or above of targets)**

ANDHRA PRADESH, ASSAM, CHHATISGARH, GUJARAT, HARYANA, HIMACHAL PRADESH, JAMMU AND KASHMIR, KARNATAKA, KERALA, MAHARASHTRA, MANIPUR, MEGHALAYA, MIZORAM, NAGALAND, ORISSA, PUNJAB, RAJASTHAN, TAMIL NADU, UTTARAKHAND

**Good:(Between 80% to 90% targets)**

SIKKIM, UTTAR PRADESH

**Poor:(Below 80% of targets)**

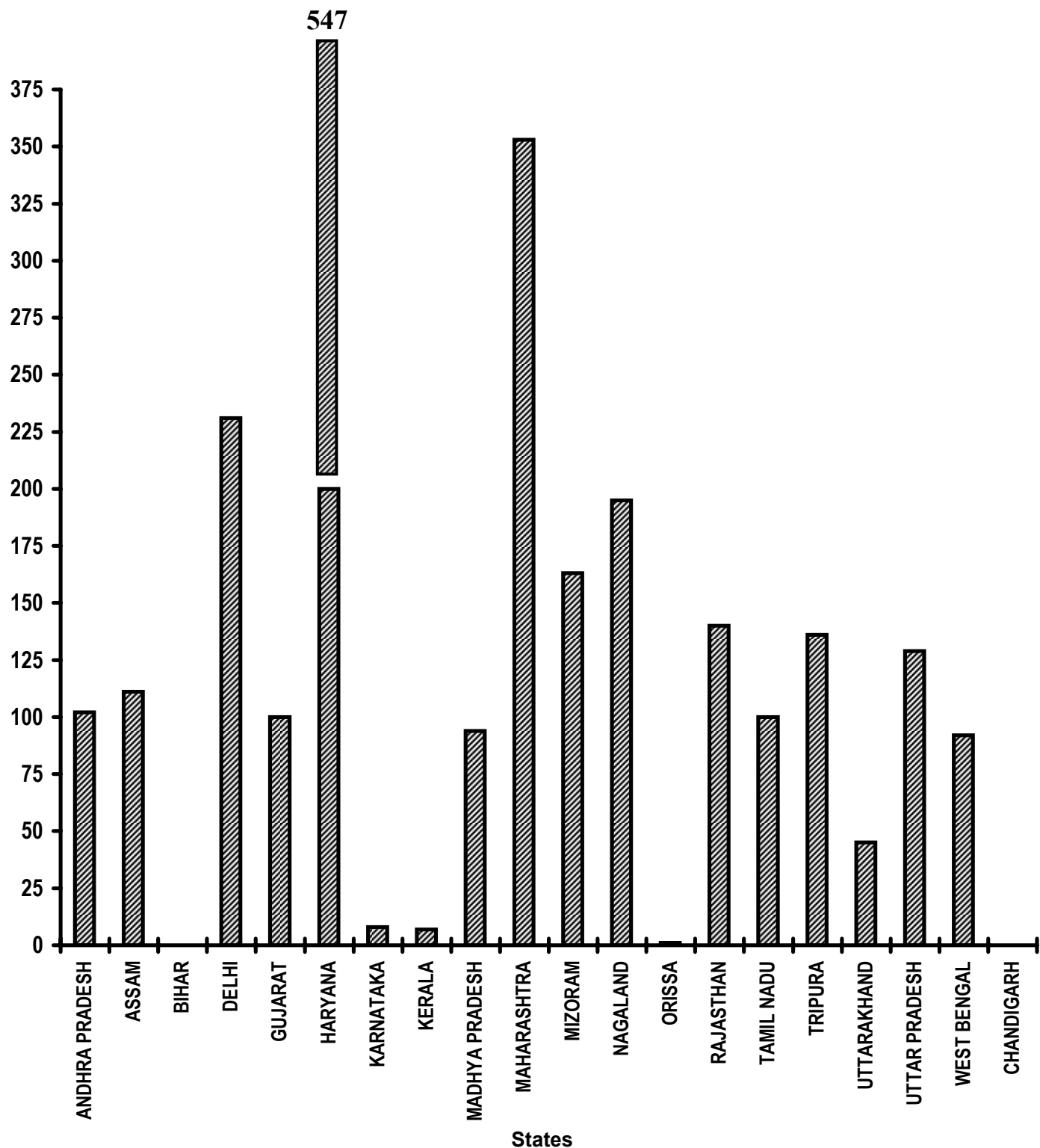
ARUNACHAL PRADESH, BIHAR, GOA, JHARKHAND, MADHYA PRADESH, PUDUCHERRY, TRIPURA, WEST BENGAL, ANDAMAN AND NICOBAR ISLANDS, DADRA AND NAGAR HAVELI, DAMAN AND DIU, LAKSHADWEEP

*\*Figures furnished by M/o Rural Development*

# EWS/LIG Houses in Urban Areas

## Houses constructed

% Achievement of Target  
During April, 2010-March, 2011



**Table - 8**  
**EWS/LIG Houses in Urban Areas**  
**Houses constructed**  
**(Unit: Number)**

Sl. No. State/UT Name		Target 2010-2011	Achievement April,2010- March,2011	Percent Achievement April,2010- March,2011
(1)	(2)	(3)	(4)	(4)/(3)
1	ANDHRA PRADESH	24,000	24,397	102
2	ASSAM	500	553	111
3	BIHAR	2,000	0	0
4	DELHI	3,000	6,930	231
5	GUJARAT	27,000	26,985	100
6	HARYANA	2,100	11,490	547
7	KARNATAKA	9,000	685	8
8	KERALA	8,000	580	7
9	MADHYA PRADESH	3,000	2,810	94
10	MAHARASHTRA	7,500	26,499	353
11	MIZORAM	300	490	163
12	NAGALAND	1,500	2,930	195
13	ORISSA	1,500	18	1
14	RAJASTHAN	2,200	3,078	140
15	TAMIL NADU	20,000	20,000	100
16	TRIPURA	500	680	136
17	UTTARAKHAND	200	90	45
18	UTTAR PRADESH	3,200	4,123	129
19	WEST BENGAL	32,000	29,288	92
20	CHANDIGARH	2,500	0	0
<b>Grand Total</b>		<b>1,50,000</b>	<b>1,61,626</b>	<b>108</b>

**Very Good:(90% or above of targets)**

ANDHRA PRADESH, ASSAM, DELHI, GUJARAT, HARYANA, MADHYA PRADESH, MAHARASHTRA, MIZORAM, NAGALAND, RAJASTHAN, TAMIL NADU, TRIPURA, UTTAR PRADESH, WEST BENGAL

**Poor:(Below 80% of targets)**

BIHAR, KARNATAKA, KERALA, ORISSA, UTTARAKHAND, CHANDIGARH

# **Rural Areas - Accelerated Rural Water Supply Programme**

## **Habitations covered (NC and PC)**

**% Achievement of Target  
During April, 2010-March, 2011**

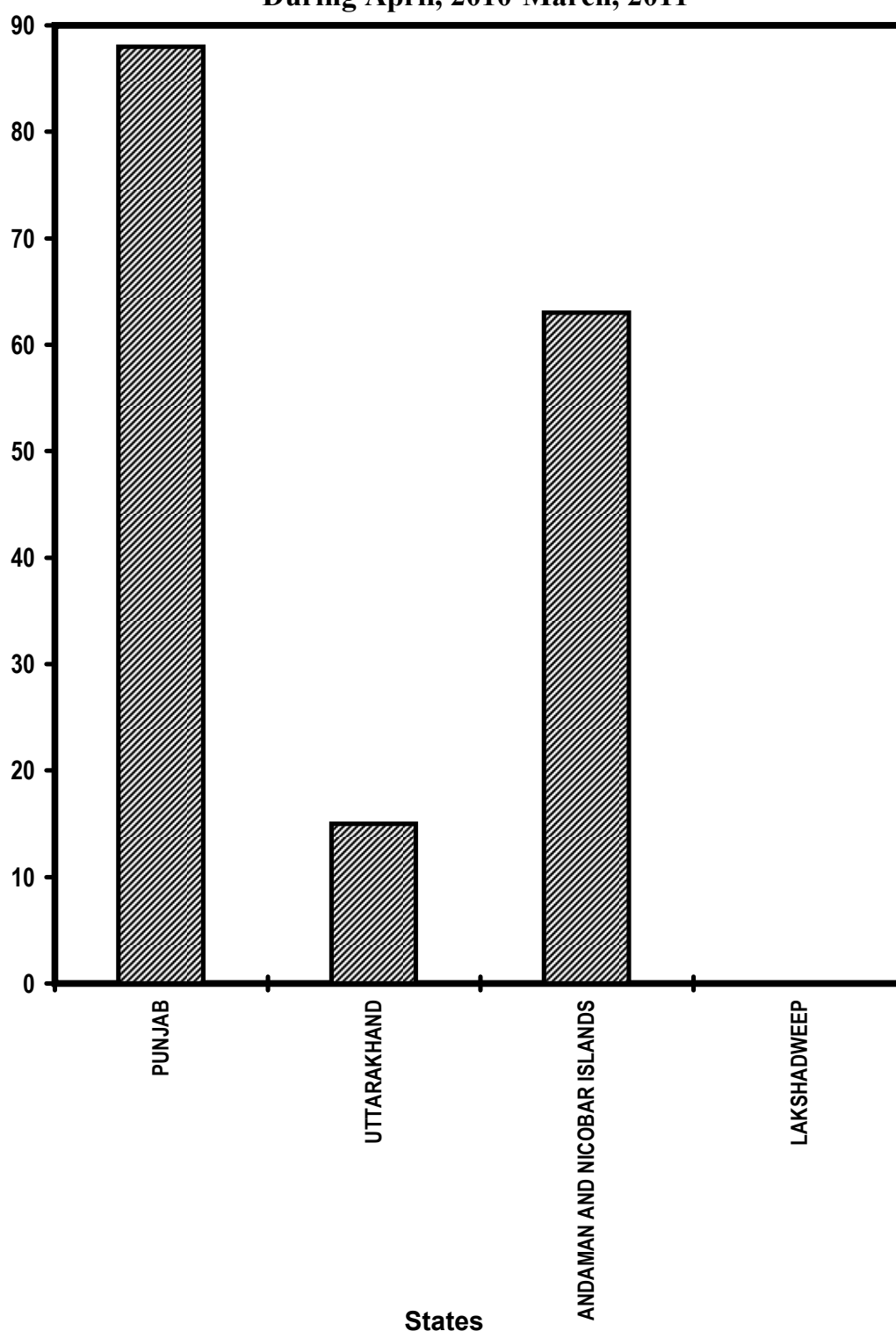


Table - 9(A)

**Rural Areas - Accelerated Rural Water Supply Programme**  
**Habitations covered (NC and PC)**

(Unit: Number)

Sl. State/UT No. Name		Target 2010-2011	Achievement April,2010- March,2011	Percent Achievement April,2010- March,2011
(1)	(2)	(3)	(4)	(4)/(3)
1	PUNJAB	16	14	88
2	UTTARAKHAND	26	4	15
3	ANDAMAN AND NICOBAR ISLANDS	8	5	62
4	LAKSHADWEEP	10	0	0
<i>Grand Total</i>		60	23	38

*Good:(Between 80% to 90% targets)*

PUNJAB

*Poor:(Below 80% of targets)*

UTTARAKHAND, ANDAMAN AND NICOBAR ISLANDS, LAKSHADWEEP

# Rural Areas - Accelerated Rural Water Supply Programme

## Slipped back habitations and habitations with water quality problems addressed-ARWSP

% Achievement of Target  
During April, 2010-March, 2011

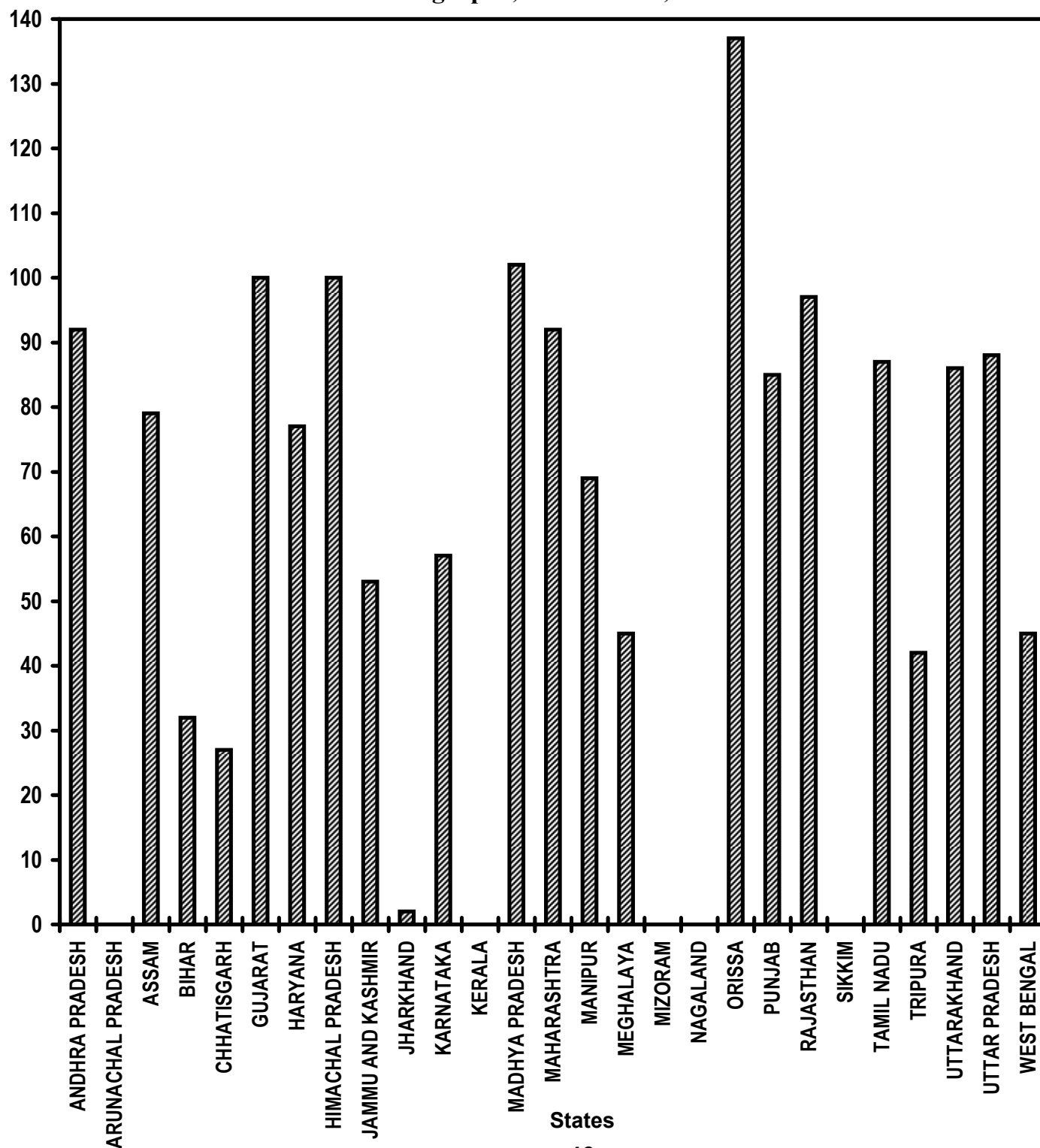


Table - 9(B)

**Rural Areas - Accelerated Rural Water Supply Programme**  
**Slipped back habitations and habitations with water quality problems addressed-ARWSP**  
 (Unit: Number)

Sl. State/UT No. Name		Target 2010-2011	Achievement April,2010- March,2011	Percent Achievement April,2010- March,2011
(1)	(2)	(3)	(4)	(4)/(3)
1	ANDHRA PRADESH	6,673	6,165	92
2	ARUNACHAL PRADESH	534	0	0
3	ASSAM	8,157	6,467	79
4	BIHAR	18,749	5,917	32
5	CHHATISGARH	9,948	2,725	27
6	GUJARAT	1,100	1,100	100
7	HARYANA	1,007	774	77
8	HIMACHAL PRADESH	5,000	5,000	100
9	JAMMU AND KASHMIR	962	514	53
10	JHARKHAND	1,099	20	2
11	KARNATAKA	8,750	4,955	57
12	KERALA	744	0	0
13	MADHYA PRADESH	13,300	13,600	102
14	MAHARASHTRA	9,745	8,987	92
15	MANIPUR	330	229	69
16	MEGHALAYA	840	380	45
17	MIZORAM	124	0	0
18	NAGALAND	105	0	0
19	ORISSA	5,494	7,525	137
20	PUNJAB	2,007	1,704	85
21	RAJASTHAN	7,448	7,254	97
22	SIKKIM	175	0	0
23	TAMIL NADU	8,009	7,004	87
24	TRIPURA	825	343	42
25	UTTARAKHAND	1,539	1,320	86
26	UTTAR PRADESH	2,142	1,876	88
27	WEST BENGAL	6,630	3,001	45
<b>Grand Total</b>		<b>1,21,436</b>	<b>86,860</b>	<b>72</b>

**Very Good:(90% or above of targets)**

ANDHRA PRADESH, GUJARAT, HIMACHAL PRADESH, MADHYA PRADESH, MAHARASHTRA, ORISSA, RAJASTHAN

**Good:(Between 80% to 90% targets)**

PUNJAB, TAMIL NADU, UTTARAKHAND, UTTAR PRADESH

**Poor:(Below 80% of targets)**

ARUNACHAL PRADESH, ASSAM, BIHAR, CHHATISGARH, HARYANA, JAMMU AND KASHMIR, JHARKHAND, KARNATAKA, KERALA, MANIPUR, MEGHALAYA, MIZORAM, NAGALAND, SIKKIM, TRIPURA, WEST BENGAL

**Table - 10**  
**Sanitation Programme in Rural Areas**  
**(Unit: Number)**

Sl. No.	State/UT Name	Individual Household latrines constructed (Number) April,2010-March,2011
(1)	(2)	(3)
1	ANDHRA PRADESH	10,49,704
2	ARUNACHAL PRADESH	19,799
3	ASSAM	4,98,849
4	BIHAR	7,17,792
5	CHHATISGARH	2,36,164
6	DELHI	0
7	GOA	800
8	GUJARAT	5,15,224
9	HARYANA	1,32,137
10	HIMACHAL PRADESH	2,16,571
11	JAMMU AND KASHMIR	1,25,228
12	JHARKHAND	2,96,678
13	KARNATAKA	8,10,104
14	KERALA	20,241
15	MADHYA PRADESH	11,66,016
16	MAHARASHTRA	5,62,183
17	MANIPUR	49,576
18	MEGHALAYA	65,417
19	MIZORAM	1,611
20	NAGALAND	18,224
21	ORISSA	8,53,303
22	PUDUCHERRY	77
23	PUNJAB	1,18,415
24	RAJASTHAN	7,50,948
25	SIKKIM	0
26	TAMIL NADU	4,73,647
27	TRIPURA	30,392
28	UTTARAKHAND	1,32,913
29	UTTAR PRADESH	29,15,407
30	WEST BENGAL	4,66,311
31	ANDAMAN AND NICOBAR ISLANDS	0
32	CHANDIGARH	0
33	DADRA AND NAGAR HAVELI	0
34	DAMAN AND DIU	0
35	LAKSHADWEEP	0
<b>Grand Total</b>		<b>1,22,43,731</b>



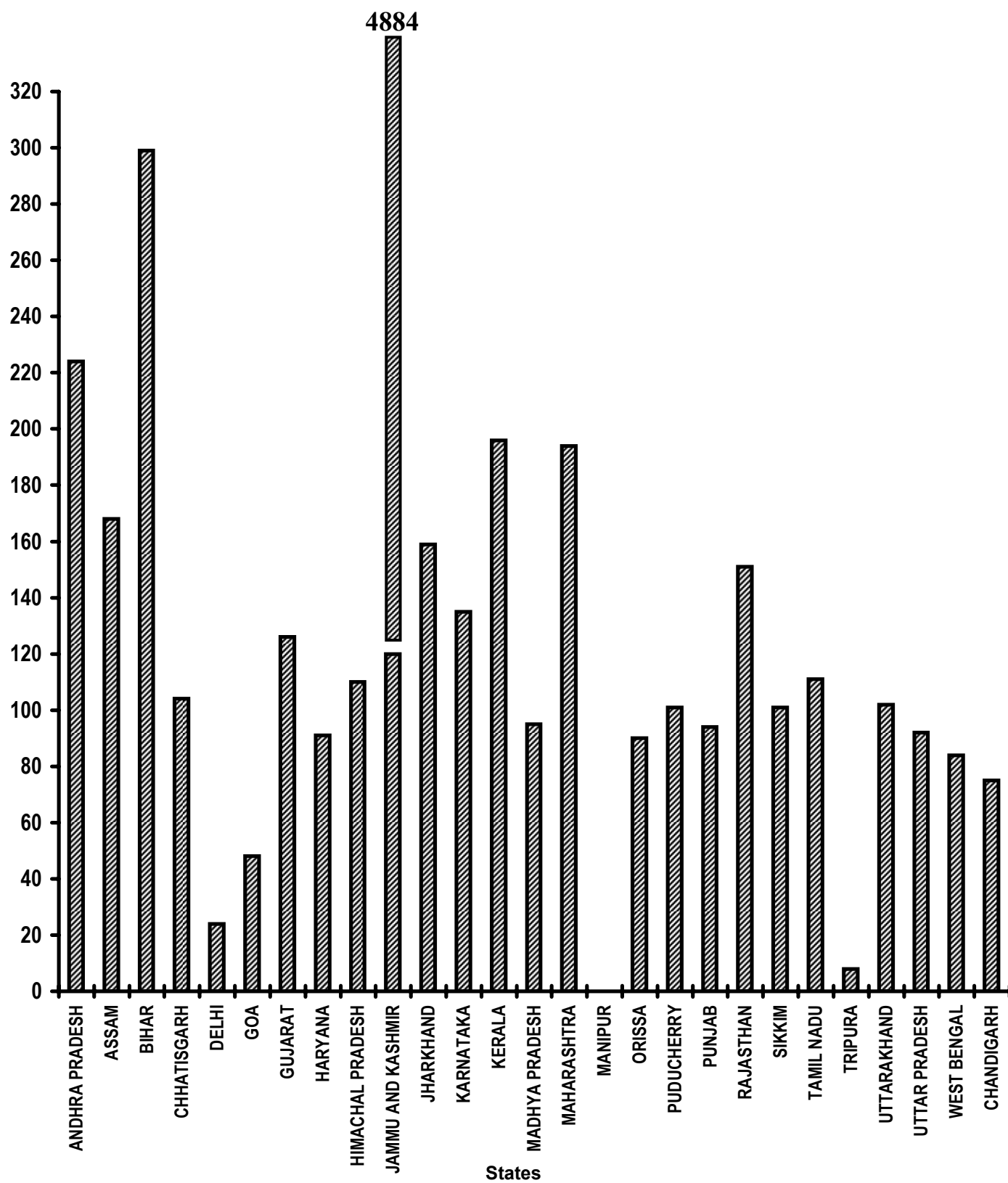
**Table - 11**  
**Institutional Delivery**  
**(Unit: Number)**

		<b>Delivery in institutions (Number) April,2010- March,2011</b>
<b>Sl. No.</b>	<b>State/UT Name</b>	
<b>(1)</b>	<b>(2)</b>	<b>(3)</b>
1	ANDHRA PRADESH	13,04,000
2	ARUNACHAL PRADESH	9,534
3	ASSAM	4,19,172
4	BIHAR	13,83,505
5	CHHATISGARH	3,26,278
6	DELHI	2,76,084
7	GOA	18,807
8	GUJARAT	10,98,277
9	HARYANA	2,04,955
10	HIMACHAL PRADESH	65,372
11	JAMMU AND KASHMIR	1,42,699
12	JHARKHAND	3,40,144
13	KARNATAKA	7,25,625
14	KERALA	3,75,805
15	MADHYA PRADESH	13,30,637
16	MAHARASHTRA	13,09,199
17	MANIPUR	25,554
18	MEGHALAYA	33,772
19	MIZORAM	18,211
20	NAGALAND	0
21	ORISSA	5,51,626
22	PUDUCHERRY	42,485
23	PUNJAB	2,69,641
24	RAJASTHAN	12,07,065
25	SIKKIM	6,666
26	TAMIL NADU	10,80,397
27	TRIPURA	38,260
28	UTTARAKHAND	92,643
29	UTTAR PRADESH	27,71,150
30	WEST BENGAL	0
31	ANDAMAN AND NICOBAR ISLANDS	4,925
32	CHANDIGARH	18,538
33	DADRA AND NAGAR HAVELI	3,140
34	DAMAN AND DIU	2,773
35	LAKSHADWEEP	645
<b>Grand Total</b>		<b>1,54,97,584</b>

# SC Families Assisted

% Achievement of Target

During April, 2010-March, 2011



**Table - 12**  
**SC Families Assisted**  
(Unit: Number)

Sl. No. State/UT Name		Target 2010-2011	Achievement April,2010- March,2011	Percent Achievement April,2010- March,2011
(1)	(2)	(3)	(4)	(4)/(3)
1	ANDHRA PRADESH	4,50,000	10,07,629	224
2	ASSAM	44,000	73,817	168
3	BIHAR	2,55,000	762818	299
4	CHHATISGARH	3,75,000	3,91,464	104
5	DELHI	5,000	1,217	24
6	GOA	550	264	48
7	GUJARAT	1,40,000	1,77,017	126
8	HARYANA	88,500	80,930	91
9	HIMACHAL PRADESH	58,000	63,657	110
10	JAMMU AND KASHMIR	1,100	53,723	4,884
11	JHARKHAND	5,50,000	8,74,565	159
12	KARNATAKA	5,00,000	6,75,071	135
13	KERALA	33,000	64,702	196
14	MADHYA PRADESH	2,43,000	2,30,067	95
15	MAHARASHTRA	1,54,000	2,99,192	194
16	MANIPUR	550	0	0
17	ORISSA	72,600	65,006	90
18	PUDUCHERRY	5,000	5,025	100
19	PUNJAB	88,000	82,410	94
20	RAJASTHAN	4,12,000	6,21,509	151
21	SIKKIM	2,200	2,221	101
22	TAMIL NADU	9,00,000	9,97,832	111
23	TRIPURA	22,000	1,717	8
24	UTTARAKHAND	7,000	7,143	102
25	UTTAR PRADESH	2,57,000	2,36,224	92
26	WEST BENGAL	1,10,000	92,912	84
27	CHANDIGARH	700	526	75
<b>Grand Total</b>		<b>47,74,200</b>	<b>68,68,658</b>	<b>144</b>

**Very Good:(90% or above of targets)**

ANDHRA PRADESH, ASSAM, BIHAR, CHHATISGARH, GUJARAT, HARYANA, HIMACHAL PRADESH, JAMMU AND KASHMIR, JHARKHAND, KARNATAKA, KERALA, MADHYA PRADESH, MAHARASHTRA, ORISSA, PUDUCHERRY, PUNJAB, RAJASTHAN, SIKKIM, TAMIL NADU, UTTARAKHAND, UTTAR PRADESH

**Good:(Between 80% to 90% targets)**

WEST BENGAL

**Poor:(Below 80% of targets)**

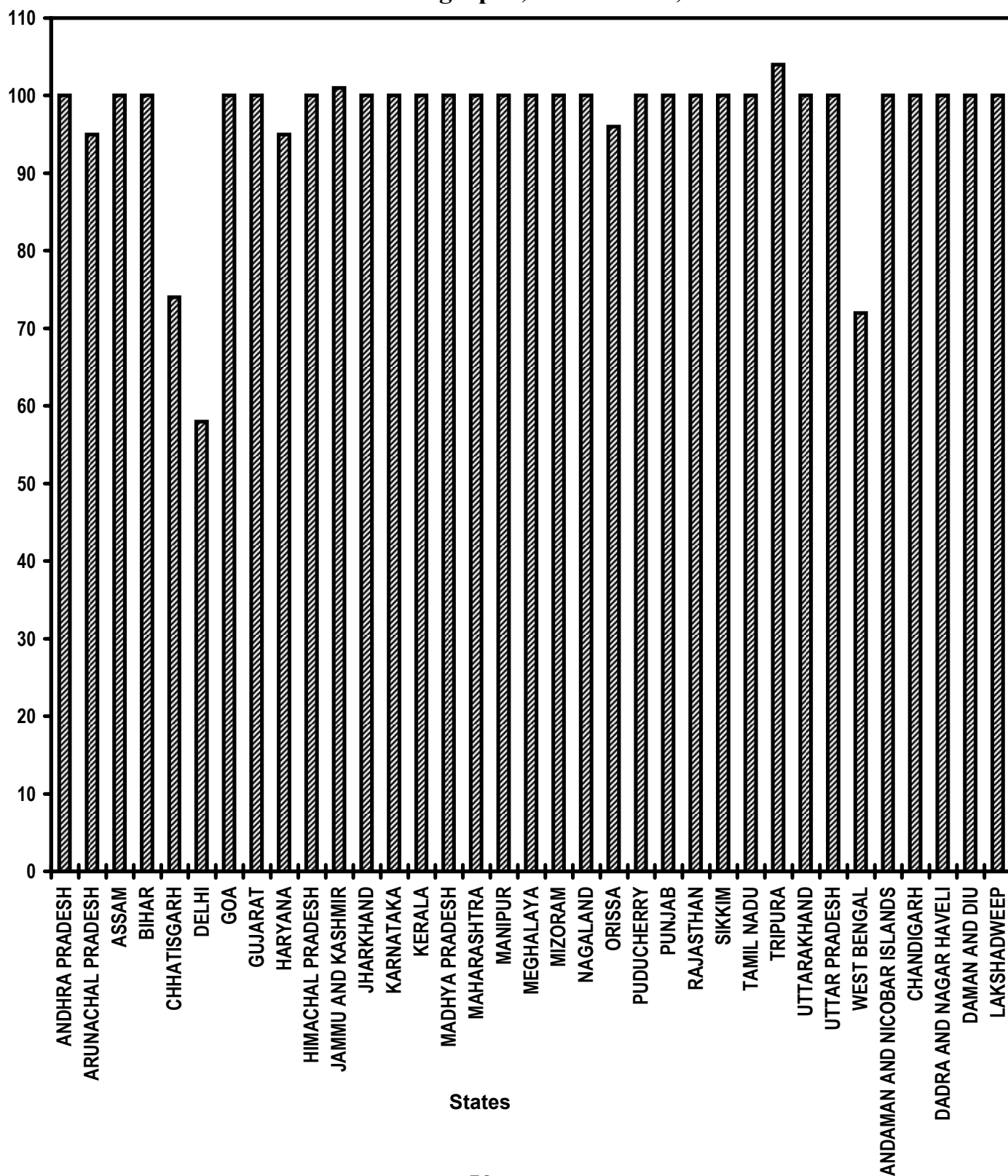
DELHI, GOA, MANIPUR, TRIPURA, CHANDIGARH

*\*Targets for 2010-11 have not been received from the M/o Social Justice & Empowerment for the last three years i.e. for 2008-09 - 2010-11 so the target for the year 2007-08 has been repeated.*

# Universalization of ICDS Scheme

## ICDS Blocks Operational (Cumulative)

% Achievement of Target  
During April, 2010-March, 2011



**Table - 13**  
**Universalization of ICDS Scheme**  
**ICDS Blocks Operational (Cumulative)**  
**(Unit: Number)**

Sl. No.	State/UT Name	Target 2010-2011	Achievement April,2010-March,2011	Percent Achievement April,2010-March,2011
(1)	(2)	(3)	(4)	(4)/(3)
1	ANDHRA PRADESH	387	387	100
2	ARUNACHAL PRADESH	98	93	95
3	ASSAM	231	231	100
4	BIHAR	545	544	100
5	CHHATISGARH	220	163	74
6	DELHI	95	55	58
7	GOA	11	11	100
8	GUJARAT	336	336	100
9	HARYANA	148	140	95
10	HIMACHAL PRADESH	78	78	100
11	JAMMU AND KASHMIR	140	141	101
12	JHARKHAND	204	204	100
13	KARNATAKA	185	185	100
14	KERALA	258	258	100
15	MADHYA PRADESH	453	453	100
16	MAHARASHTRA	553	553	100
17	MANIPUR	42	42	100
18	MEGHALAYA	41	41	100
19	MIZORAM	27	27	100
20	NAGALAND	59	59	100
21	ORISSA	338	326	96
22	PUDUCHERRY	5	5	100
23	PUNJAB	154	154	100
24	RAJASTHAN	304	304	100
25	SIKKIM	13	13	100
26	TAMIL NADU	434	434	100
27	TRIPURA	54	56	104
28	UTTARAKHAND	105	105	100
29	UTTAR PRADESH	897	896	100
30	WEST BENGAL	576	414	72
31	ANDAMAN AND NICOBAR ISLANDS	5	5	100
32	CHANDIGARH	3	3	100
33	DADRA AND NAGAR HAVELI	2	2	100
34	DAMAN AND DIU	2	2	100
35	LAKSHADWEEP	9	9	100
<b>Grand Total</b>		<b>7,012</b>	<b>6,729</b>	<b>96</b>

**Very Good:(90% or above of targets)**

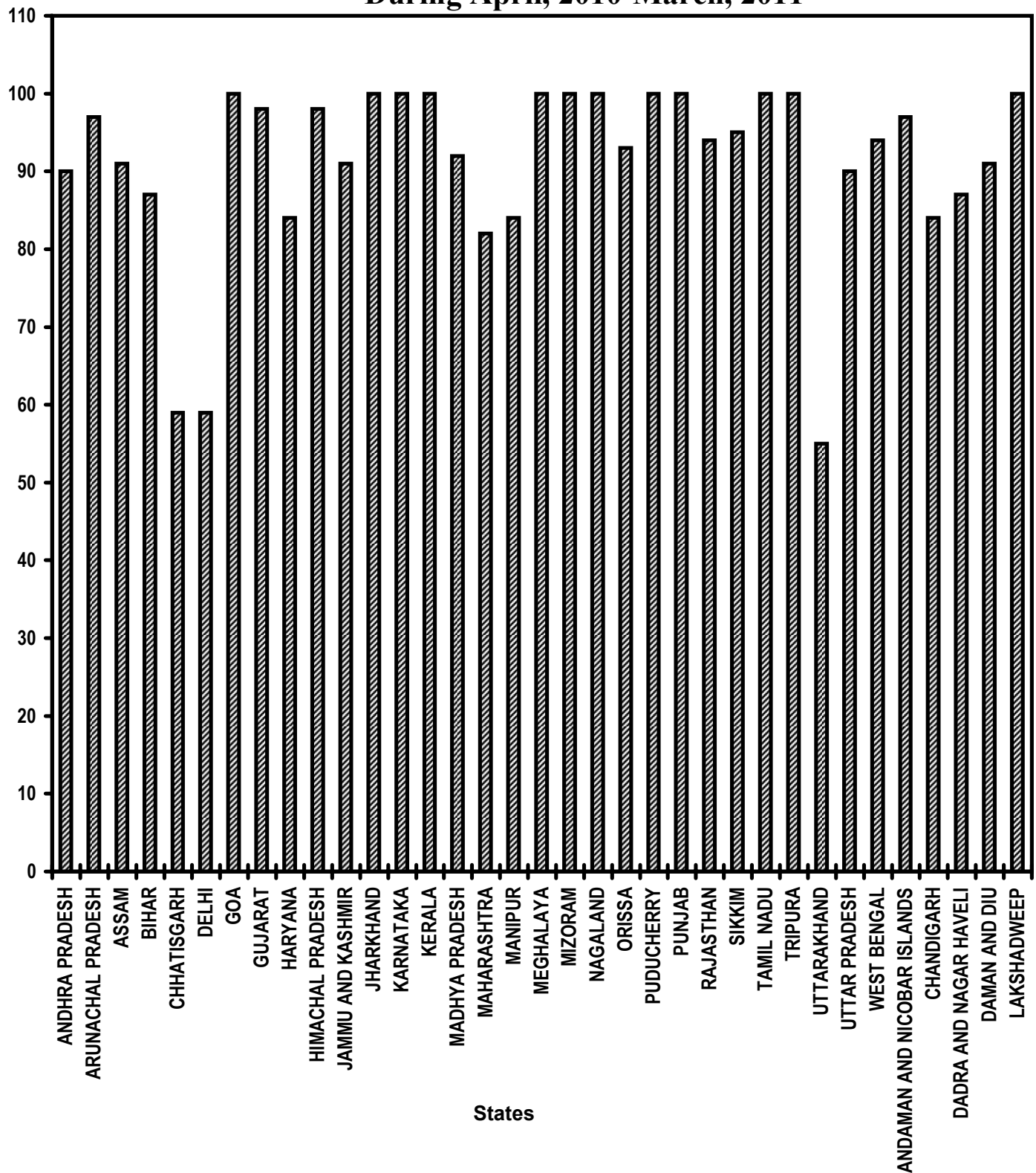
ANDHRA PRADESH, ARUNACHAL PRADESH, ASSAM, BIHAR, GOA, GUJARAT, HARYANA, HIMACHAL PRADESH, JAMMU AND KASHMIR, JHARKHAND, KARNATAKA, KERALA, MADHYA PRADESH, MAHARASHTRA, MANIPUR, MEGHALAYA, MIZORAM, NAGALAND, ORISSA, PUDUCHERRY, PUNJAB, RAJASTHAN, SIKKIM, TAMIL NADU, TRIPURA, UTTARAKHAND, UTTAR PRADESH, ANDAMAN AND NICOBAR ISLANDS, CHANDIGARH, DADRA AND NAGAR HAVELI, DAMAN AND DIU, LAKSHADWEEP

**Poor:(Below 80% of targets)**

CHHATISGARH, DELHI, WEST BENGAL

# Functional Anganwadis (Cumulative)

% Achievement of Target  
During April, 2010-March, 2011



**Table - 14**  
**Functional Anganwadis**  
**Anganwadis Functional (Cumulative)**  
**(Unit: Number)**

Sl. No.	State/UT Name	Target 2010-2011	Achievement April,2010-March,2011	Percent Achievement April,2010-March,2011
(1)	(2)	(3)	(4)	(4)/(3)
1	ANDHRA PRADESH	91,307	82,565	90
2	ARUNACHAL PRADESH	6,225	6,028	97
3	ASSAM	62,153	56,681	91
4	BIHAR	91,968	80,211	87
5	CHHATISGARH	64,390	37,681	59
6	DELHI	11,150	6,606	59
7	GOA	1,262	1,258	100
8	GUJARAT	50,226	49,335	98
9	HARYANA	25,699	21,669	84
10	HIMACHAL PRADESH	18,925	18,529	98
11	JAMMU AND KASHMIR	28,577	26,043	91
12	JHARKHAND	38,186	38,310	100
13	KARNATAKA	63,377	63,358	100
14	KERALA	33,115	33,019	100
15	MADHYA PRADESH	90,999	83,944	92
16	MAHARASHTRA	1,10,486	90,774	82
17	MANIPUR	11,510	9,721	84
18	MEGHALAYA	5,115	5,112	100
19	MIZORAM	1,980	1,980	100
20	NAGALAND	3,455	3,455	100
21	ORISSA	72,873	67,939	93
22	PUDUCHERRY	788	788	100
23	PUNJAB	26,656	26,656	100
24	RAJASTHAN	61,119	57,406	94
25	SIKKIM	1,233	1,172	95
26	TAMIL NADU	54,439	54,439	100
27	TRIPURA	9,878	9,906	100
28	UTTARAKHAND	23,159	12,769	55
29	UTTAR PRADESH	1,87,517	1,69,242	90
30	WEST BENGAL	1,17,170	1,10,691	94
31	ANDAMAN AND NICOBAR ISLANDS	720	697	97
32	CHANDIGARH	500	420	84
33	DADRA AND NAGAR HAVELI	253	219	87
34	DAMAN AND DIU	107	97	91
35	LAKSHADWEEP	107	107	100
<b>Grand Total</b>		<b>13,66,624</b>	<b>12,28,827</b>	<b>90</b>

**Very Good:(90% or above of targets)**

ANDHRA PRADESH, ARUNACHAL PRADESH, ASSAM, GOA, GUJARAT, HIMACHAL PRADESH, JAMMU AND KASHMIR, JHARKHAND, KARNATAKA, KERALA, MADHYA PRADESH, MEGHALAYA, MIZORAM, NAGALAND, ORISSA, PUDUCHERRY, PUNJAB, RAJASTHAN, SIKKIM, TAMIL NADU, TRIPURA, UTTAR PRADESH, WEST BENGAL, ANDAMAN AND NICOBAR ISLANDS, DAMAN AND DIU, LAKSHADWEEP

**Good:(Between 80% to 90% targets)**

BIHAR, HARYANA, MAHARASHTRA, MANIPUR, CHANDIGARH, DADRA AND NAGAR HAVELI

**Poor:(Below 80% of targets)**

CHHATISGARH, DELHI, UTTARAKHAND

# No. of Urban poor families assisted under Seven Point Charter

## Poor Families Assisted

% Achievement of Target  
During April, 2010-March, 2011

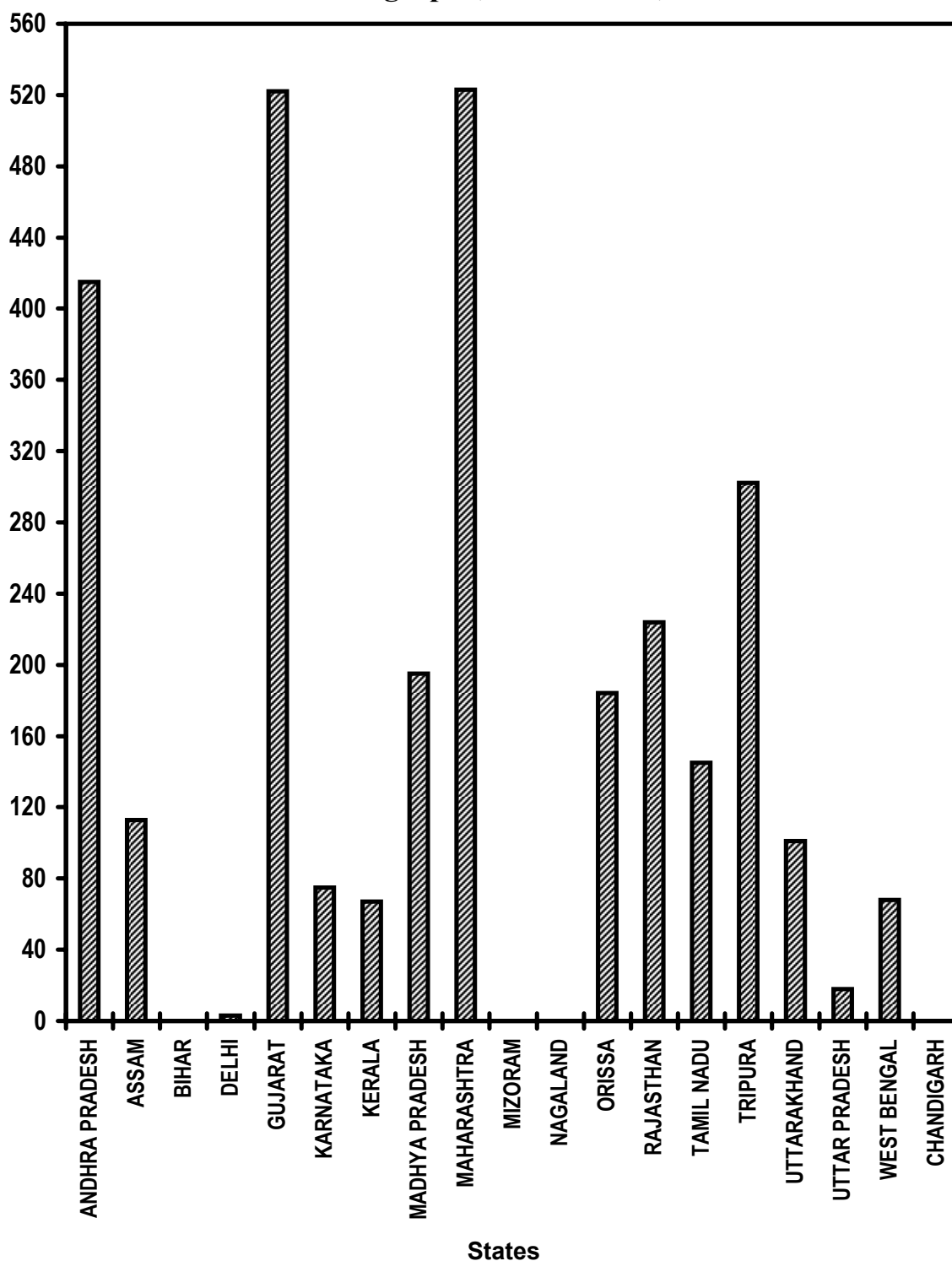




Table - 15

**No. of Urban poor families assisted under Seven Point Charter**  
**Poor Families Assisted**  
 (Unit: Number)

Sl. No.	State/UT Name	Target 2010-2011	Achievement April,2010-March,2011	Percent Achievement April,2010-March,2011
(1)	(2)	(3)	(4)	(4)/(3)
1	ANDHRA PRADESH	31,000	1,28,667	415
2	ASSAM	750	845	113
3	BIHAR	3,000	0	0
4	DELHI	3,750	97	3
5	GUJARAT	34,250	1,78,887	522
6	KARNATAKA	12,250	9,240	75
7	KERALA	11,000	7,322	67
8	MADHYA PRADESH	4,000	7,812	195
9	MAHARASHTRA	10,000	52,301	523
10	MIZORAM	400	0	0
11	NAGALAND	2,000	0	0
12	ORISSA	2,050	3,763	184
13	RAJASTHAN	3,250	7,287	224
14	TAMIL NADU	28,000	40,525	145
15	TRIPURA	750	2,266	302
16	UTTARAKHAND	275	278	101
17	UTTAR PRADESH	4,175	752	18
18	WEST BENGAL	43,000	29,168	68
19	CHANDIGARH	3,125	0	0
<b>Grand Total</b>		<b>1,97,025</b>	<b>4,69,210</b>	<b>238</b>

**Very Good:(90% or above of targets)**

ANDHRA PRADESH, ASSAM, GUJARAT, MADHYA PRADESH, MAHARASHTRA, ORISSA, RAJASTHAN, TAMIL NADU, TRIPURA, UTTARAKHAND

**Poor:(Below 80% of targets)**

BIHAR, DELHI, KARNATAKA, KERALA, MIZORAM, NAGALAND, UTTAR PRADESH, WEST BENGAL, CHANDIGARH

# Afforestation (Public and Forest Lands)

## Area Covered under Plantation

% Achievement of Target

During April, 2010-March, 2011

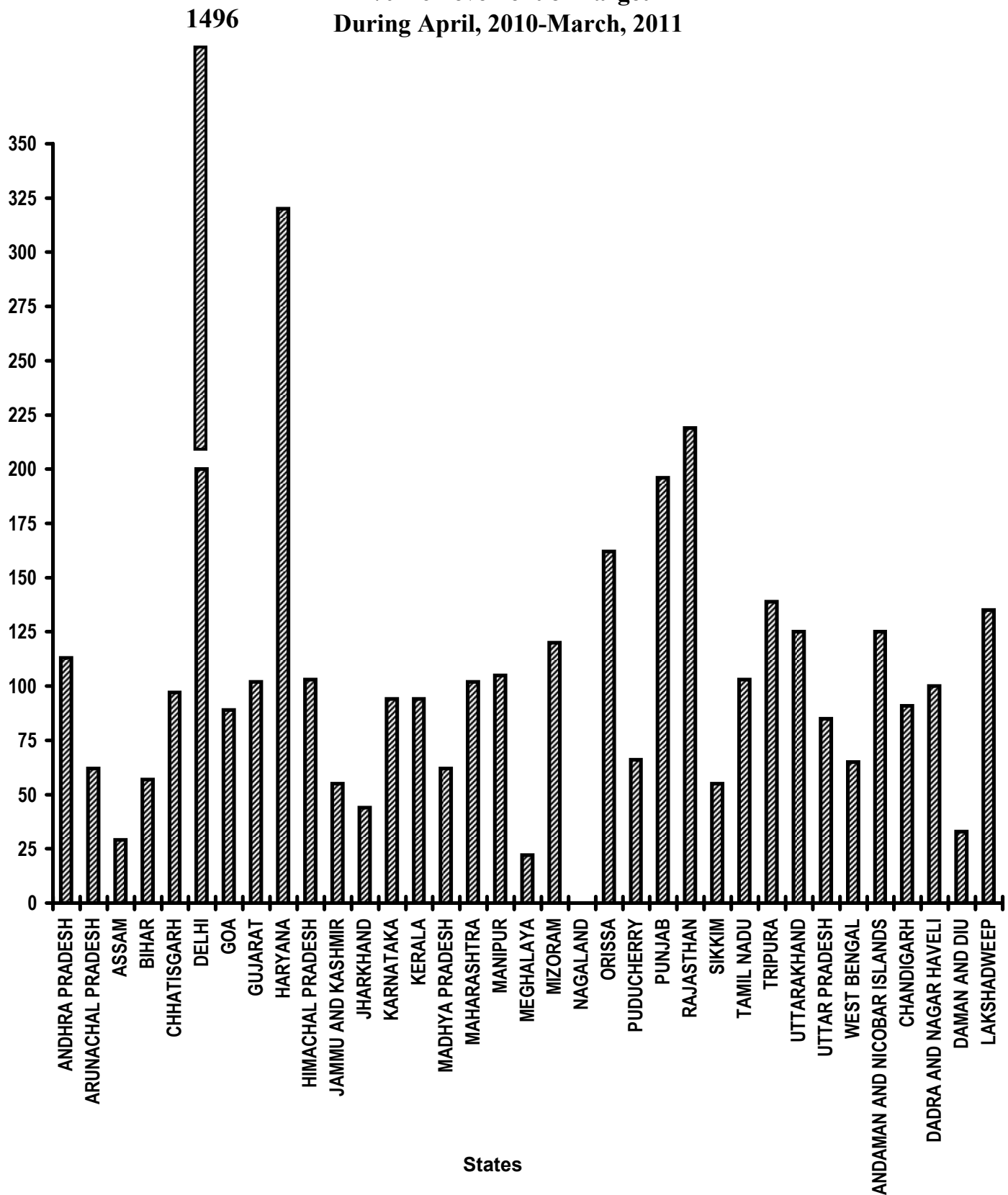


Table - 16(A)

## Afforestation ( Public and Forest Lands)

## Area Covered under Plantation

(Unit: Hectares)

Sl. State/UT No. Name		Target 2010-2011	Achievement April,2010- March,2011	Percent Achievement April,2010- March,2011
(1)	(2)	(3)	(4)	(4)/(3)
1	ANDHRA PRADESH	3,40,000	3,83,927	113
2	ARUNACHAL PRADESH	10,000	6,150	62
3	ASSAM	12,000	3,509	29
4	BIHAR	27,000	15,378	57
5	CHHATISGARH	60,500	58,458	97
6	DELHI	100	1,496	1,496
7	GOA	550	488	89
8	GUJARAT	1,25,000	1,27,149	102
9	HARYANA	25,000	79,883	320
10	HIMACHAL PRADESH	24,000	24,710	103
11	JAMMU AND KASHMIR	28,000	15,453	55
12	JHARKHAND	50,000	21,914	44
13	KARNATAKA	1,00,000	94,376	94
14	KERALA	9,000	8,463	94
15	MADHYA PRADESH	2,70,000	1,68,678	62
16	MAHARASHTRA	1,75,000	1,78,498	102
17	MANIPUR	10,000	10,532	105
18	MEGHALAYA	3,000	654	22
19	MIZORAM	6,000	7,197	120
20	NAGALAND	6,000	0	0
21	ORISSA	1,50,000	2,42,868	162
22	PUDUCHERRY	50	33	66
23	PUNJAB	7,000	13,711	196
24	RAJASTHAN	44,000	96,356	219
25	SIKKIM	5,000	2,734	55
26	TAMIL NADU	93,000	95,499	103
27	TRIPURA	12,000	16,650	139
28	UTTARAKHAND	16,000	20,044	125
29	UTTAR PRADESH	1,00,000	84,516	85
30	WEST BENGAL	22,000	14,286	65
31	ANDAMAN AND NICOBAR ISLANDS	1,100	1,377	125
32	CHANDIGARH	300	272	91
33	DADRA AND NAGAR HAVELI	200	200	100
34	DAMAN AND DIU	30	10	33
35	LAKSHADWEEP	20	27	135
<b>Grand Total</b>		<b>17,31,850</b>	<b>17,95,496</b>	<b>104</b>

**Very Good:(90% or above of targets)**

ANDHRA PRADESH, CHHATISGARH, DELHI, GUJARAT, HARYANA, HIMACHAL PRADESH, KARNATAKA, KERALA, MAHARASHTRA, MANIPUR, MIZORAM, ORISSA, PUNJAB, RAJASTHAN, TAMIL NADU, TRIPURA, UTTARAKHAND, ANDAMAN AND NICOBAR ISLANDS, CHANDIGARH, DADRA AND NAGAR HAVELI, LAKSHADWEEP

**Good:(Between 80% to 90% targets)**

GOA, UTTAR PRADESH

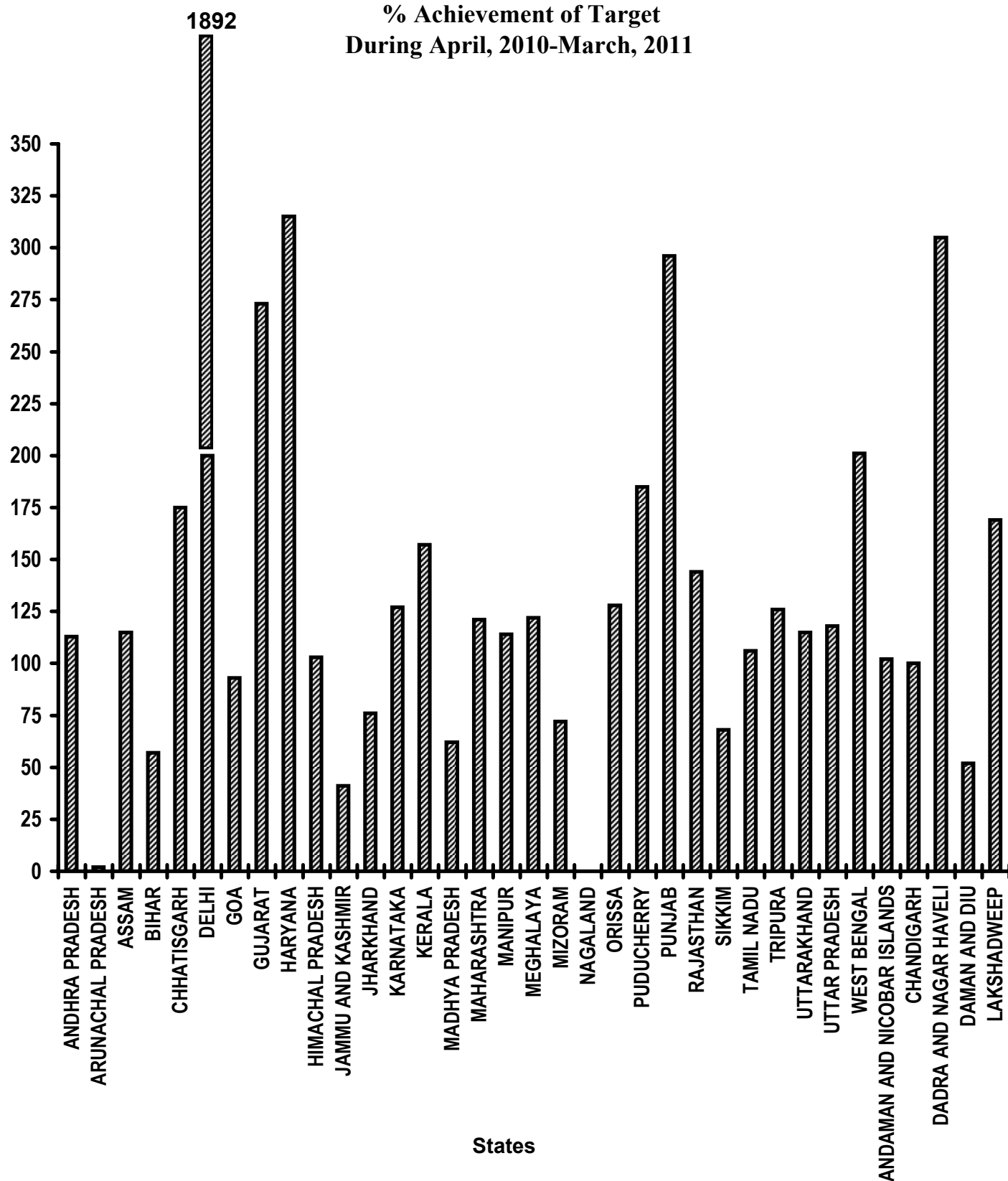
**Poor:(Below 80% of targets)**

ARUNACHAL PRADESH, ASSAM, BIHAR, JAMMU AND KASHMIR, JHARKHAND, MADHYA PRADESH, MEGHALAYA, NAGALAND, PUDUCHERRY, SIKKIM, WEST BENGAL, DAMAN AND DIU

# Afforestation (Public and Forest Lands)

## Seedlings planted

% Achievement of Target  
During April, 2010-March, 2011



**Table - 16(B)**  
**Afforestation ( Public and Forest Lands)**  
**Seedlings planted**  
**(Unit: Number)**

Sl. No.	State/UT Name	Target 2010-2011	Achievement April,2010-March,2011	Percent Achievement April,2010-March,2011
(1)	(2)	(3)	(4)	(4)/(3)
1	ANDHRA PRADESH	22,10,00,000	25,03,00,000	113
2	ARUNACHAL PRADESH	65,00,000	1,22,668	2
3	ASSAM	78,00,000	90,00,000	115
4	BIHAR	1,75,49,000	1,00,00,000	57
5	CHHATISGARH	3,85,00,000	6,74,55,000	175
6	DELHI	65,000	12,29,826	1,892
7	GOA	7,50,000	6,97,000	93
8	GUJARAT	8,12,50,000	22,21,93,000	273
9	HARYANA	1,62,50,000	5,12,00,000	315
10	HIMACHAL PRADESH	1,56,00,000	1,60,61,000	103
11	JAMMU AND KASHMIR	1,82,00,000	74,84,000	41
12	JHARKHAND	3,25,00,000	2,48,13,110	76
13	KARNATAKA	6,50,00,000	8,27,89,000	127
14	KERALA	58,50,000	91,83,743	157
15	MADHYA PRADESH	17,55,00,000	10,96,41,000	62
16	MAHARASHTRA	11,37,50,000	13,81,57,000	121
17	MANIPUR	65,00,000	74,14,243	114
18	MEGHALAYA	19,50,000	23,78,167	122
19	MIZORAM	39,00,000	27,90,065	72
20	NAGALAND	39,00,000	0	0
21	ORISSA	9,75,00,000	12,44,43,700	128
22	PUDUCHERRY	33,000	61,096	185
23	PUNJAB	45,50,000	1,34,86,000	296
24	RAJASTHAN	1,76,00,000	2,52,64,000	144
25	SIKKIM	32,50,000	21,94,000	68
26	TAMIL NADU	2,84,00,000	3,00,07,910	106
27	TRIPURA	78,00,000	98,00,000	126
28	UTTARAKHAND	1,40,00,000	1,61,32,800	115
29	UTTAR PRADESH	6,50,00,000	7,66,85,695	118
30	WEST BENGAL	1,43,00,000	2,87,27,000	201
31	ANDAMAN AND NICOBAR ISLANDS	7,15,000	7,26,650	102
32	CHANDIGARH	1,95,000	1,94,119	100
33	DADRA AND NAGAR HAVELI	1,30,000	3,96,000	305
34	DAMAN AND DIU	20,000	10,407	52
35	LAKSHADWEEP	13,000	22,026	169
<b>Grand Total</b>		<b>1,08,58,20,000</b>	<b>1,34,10,60,225</b>	<b>124</b>

**Very Good:(90% or above of targets)**

ANDHRA PRADESH, ASSAM, CHHATISGARH, DELHI, GOA, GUJARAT, HARYANA, HIMACHAL PRADESH, KARNATAKA, KERALA, MAHARASHTRA, MANIPUR, MEGHALAYA, ORISSA, PUDUCHERRY, PUNJAB, RAJASTHAN, TAMIL NADU, TRIPURA, UTTARAKHAND, UTTAR PRADESH, WEST BENGAL, ANDAMAN AND NICOBAR ISLANDS, CHANDIGARH, DADRA AND NAGAR HAVELI, LAKSHADWEEP

**Poor:(Below 80% of targets)**

ARUNACHAL PRADESH, BIHAR, JAMMU AND KASHMIR, JHARKHAND, MADHYA PRADESH, MIZORAM, NAGALAND, SIKKIM, DAMAN AND DIU

# Rural Roads - PMGSY

## Length of Road Constructed

% Achievement of Target

During April, 2010-March, 2011

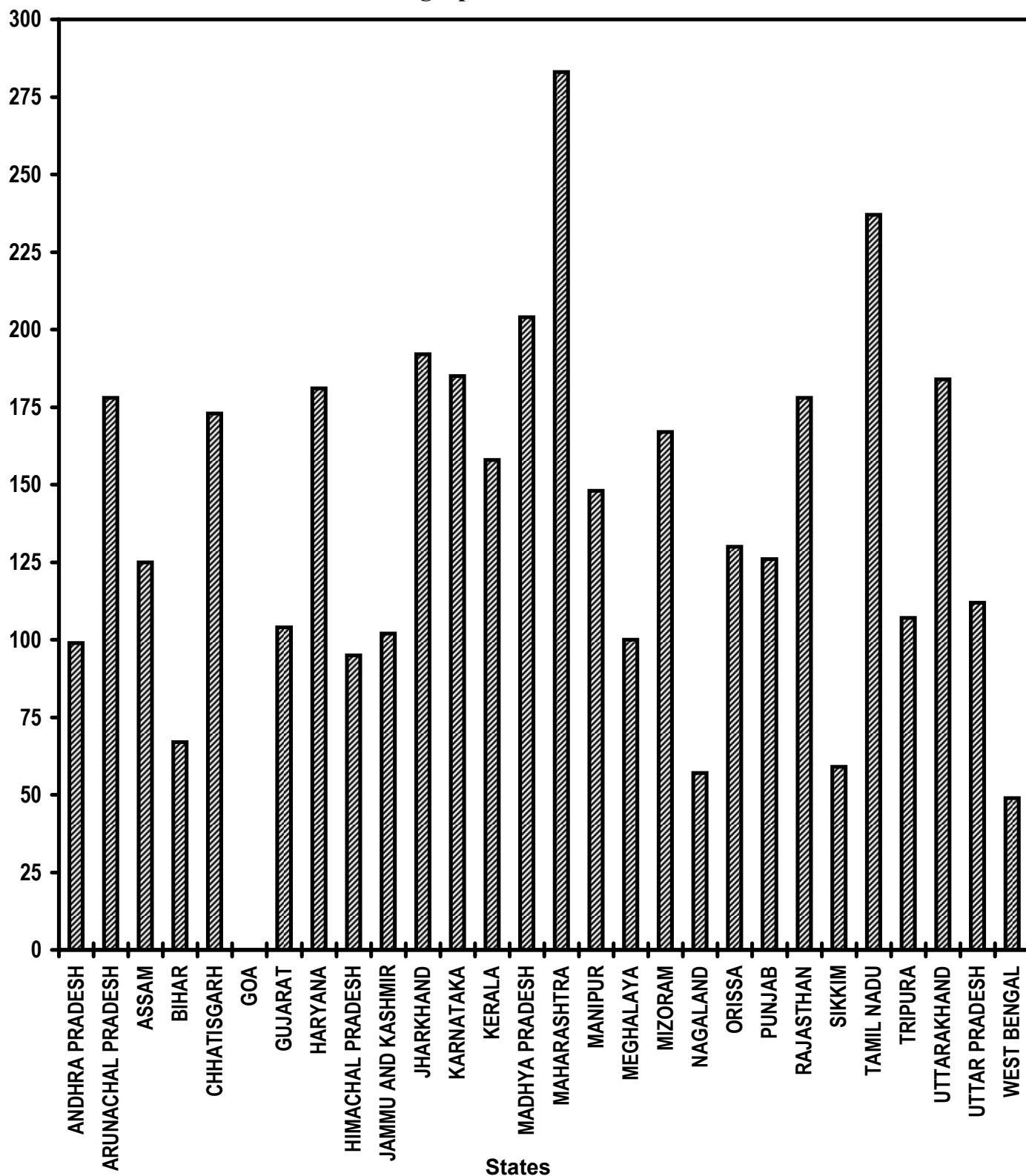


Table - 17

**Rural Roads - PMGSY**  
**Length of Road Constructed**  
 (Unit: Kilometer)

Sl. State/UT No. Name		Target # 2010-2011	Achievement April,2010- March,2011	Percent Achievement April,2010- March,2011
(1)	(2)	(3)	(4)	(4)/(3)
1	ANDHRA PRADESH	2,150	2,121	99
2	ARUNACHAL PRADESH	178	316	178
3	ASSAM	2,008	2,500	125
4	BIHAR	4,644	3,097	67
5	CHHATISGARH	906	1,570	173
6	GOA	-	0	-
7	GUJARAT	596	621	104
8	HARYANA	200	362	181
9	HIMACHAL PRADESH	693	659	95
10	JAMMU AND KASHMIR	367	374	102
11	JHARKHAND	1,482	2,842	192
12	KARNATAKA	1,000	1,849	185
13	KERALA	156	246	158
14	MADHYA PRADESH	4,488	9,155	204
15	MAHARASHTRA	1,292	3,654	283
16	MANIPUR	335	496	148
17	MEGHALAYA	64	64	100
18	MIZORAM	150	251	167
19	NAGALAND	150	86 *	57
20	ORISSA	3,800	4,942	130
21	PUNJAB	500	629	126
22	RAJASTHAN	1,700	3,019	178
23	SIKKIM	147	86	59
24	TAMIL NADU	1,020	2,415	237
25	TRIPURA	400	427	107
26	UTTARAKHAND	320	588	184
27	UTTAR PRADESH	3,207	3,594	112
28	WEST BENGAL	2,137	1,054	49
<b>Grand Total</b>		<b>34,090</b>	<b>47,017</b>	<b>138</b>

**Very Good:(90% or above of targets)**

ANDHRA PRADESH, ARUNACHAL PRADESH, ASSAM, CHHATISGARH, GUJARAT, HARYANA, HIMACHAL PRADESH, JAMMU AND KASHMIR, JHARKHAND, KARNATAKA, KERALA, MADHYA PRADESH, MAHARASHTRA, MANIPUR, MEGHALAYA, MIZORAM, ORISSA, PUNJAB, RAJASTHAN, TAMIL NADU, TRIPURA, UTTARAKHAND, UTTAR PRADESH

**Poor:(Below 80% of targets)**

BIHAR, NAGALAND, SIKKIM, WEST BENGAL

# Targets of some States/UTs have been revised as communicated by M/o RD

\*Figures furnished by M/o Rural Development

# Rajiv Gandhi Grameen Vidyutikaran Yojana

Villages electrified  
% Achievement of Target  
During April, 2010-March, 2011

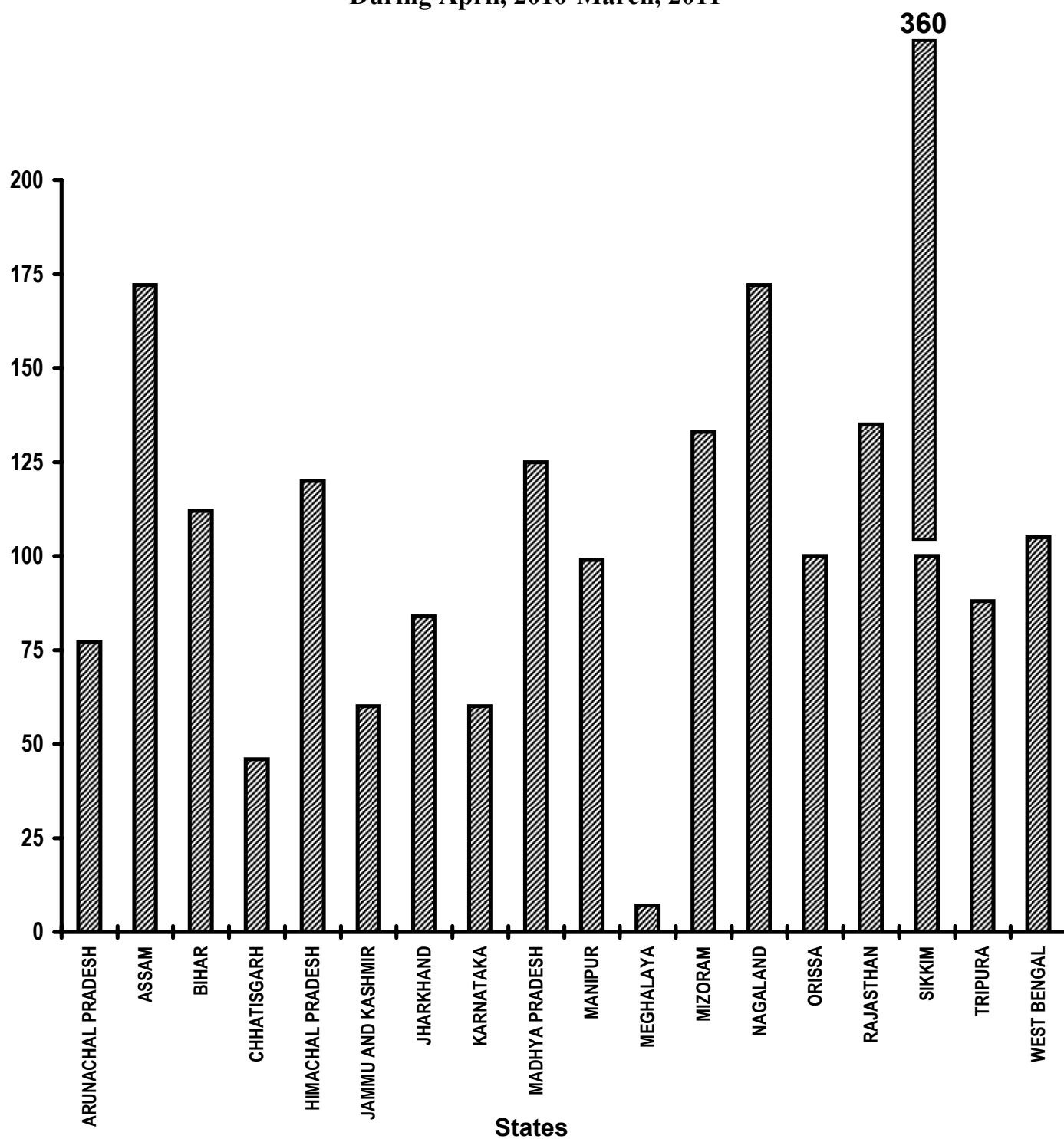




Table - 18

**Rajiv Gandhi Grameen Vidyutikaran Yojana**  
**Villages electrified**  
 (Unit: Number)

Sl. No.	State/UT Name	Target 2010-2011	Achievement April,2010-March,2011	Percent Achievement April,2010-March,2011
(1)	(2)	(3)	(4)	(4)/(3)
1	ARUNACHAL PRADESH	600	464*	77
2	ASSAM	2,380	4086*	172
3	BIHAR	1,723	1937*	112
4	CHHATISGARH	41	19	46
5	HIMACHAL PRADESH	20	24	120
6	JAMMU AND KASHMIR	75	45 *	60
7	JHARKHAND	4,650	3901*	84
8	KARNATAKA	10	6	60
9	MADHYA PRADESH	150	187*	125
10	MANIPUR	150	149	99
11	MEGHALAYA	200	13*	6
12	MIZORAM	40	53	132
13	NAGALAND	25	43	172
14	ORISSA	6,773	6,768	100
15	RAJASTHAN	550	741	135
16	SIKKIM	5	18	360
17	TRIPURA	48	42	88
18	WEST BENGAL	60	63*	105
<b>Grand Total</b>		<b>17,500</b>	<b>18,559</b>	<b>106</b>

**Very Good:(90% or above of targets)**

ASSAM, BIHAR, HIMACHAL PRADESH, MADHYA PRADESH, MANIPUR, MIZORAM, NAGALAND, ORISSA, RAJASTHAN, SIKKIM, WEST BENGAL

**Good:(Between 80% to 90% targets)**

JHARKHAND, TRIPURA

**Poor:(Below 80% of targets)**

ARUNACHAL PRADESH, CHHATISGARH, JAMMU AND KASHMIR, KARNATAKA, MEGHALAYA

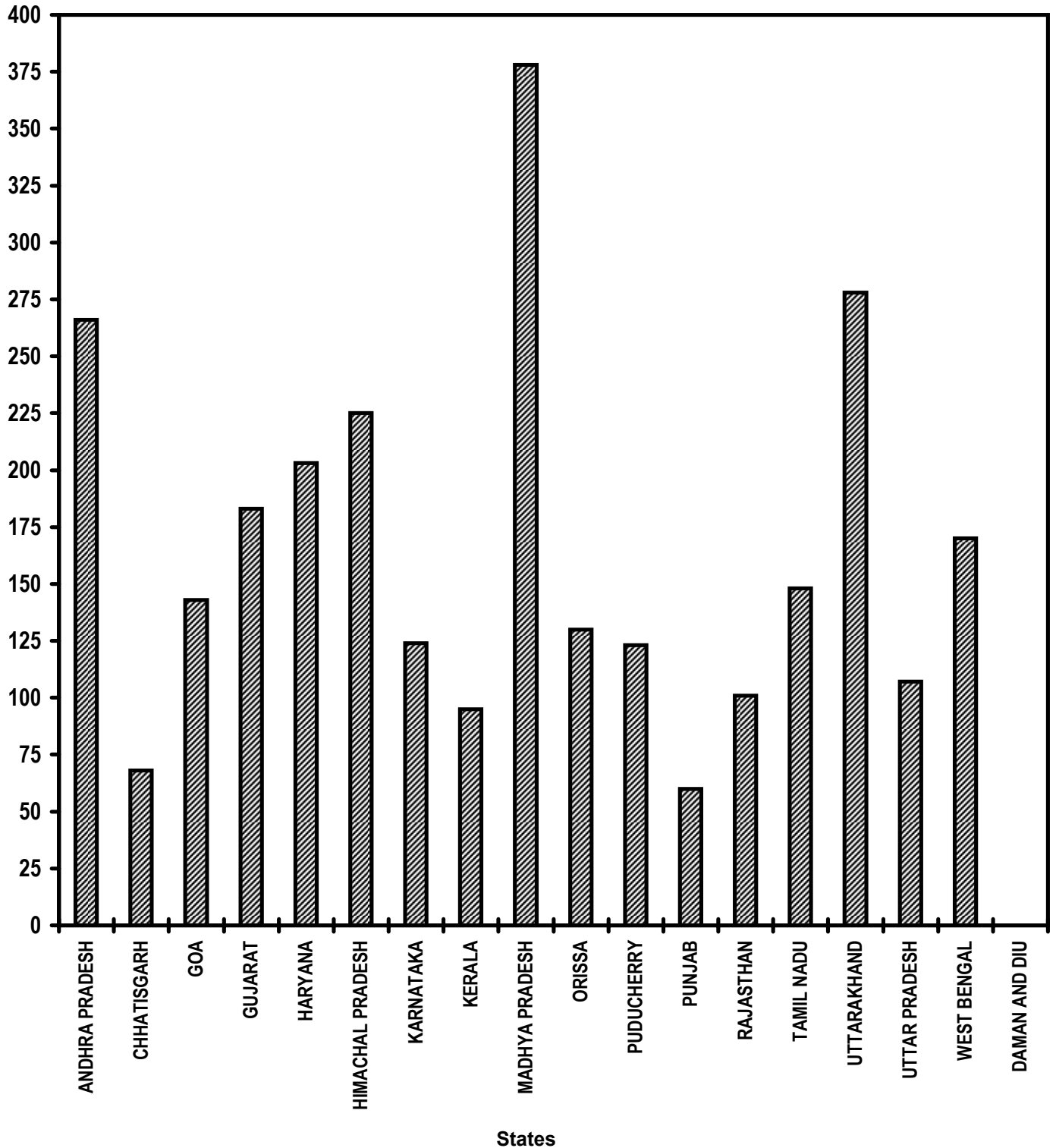
\*Figures taken from website(Ministry of Power)

# Energising Pump sets

## Pumps sets energized

% Achievement of Target

During April, 2010-March, 2011



**Table - 19**  
**Energising pump sets**  
**Pumps sets energized**  
(Unit: Number)

Sl. State/UT No. Name		Target 2010-2011	Achievement April,2010- March,2011	Percent Achievement April,2010- March,2011
(1)	(2)	(3)	(4)	(4)/(3)
1	ANDHRA PRADESH	50,000	1,32,761	266
2	CHHATISGARH	30,000	20,390	68
3	GOA	200	286	143
4	GUJARAT	20,000	36,612	183
5	HARYANA	15,000	30,408	203
6	HIMACHAL PRADESH	760	1,707	225
7	KARNATAKA	25,400	31,595	124
8	KERALA	12,000	11,390	95
9	MADHYA PRADESH	8,800	33,283	378
10	ORISSA *	1,600	2,086	130
11	PUDUCHERRY	35	43	123
12	PUNJAB	60,000	36,089	60
13	RAJASTHAN	65,000	65,649	101
14	TAMIL NADU	17,300	25,674	148
15	UTTARAKHAND	350	972	278
16	UTTAR PRADESH	22,058	23,544	107
17	WEST BENGAL	422	719	170
18	DAMAN AND DIU	25	0	0
<b>Grand Total</b>		<b>3,28,950</b>	<b>4,53,208</b>	<b>138</b>

**Very Good:(90% or above of targets)**

ANDHRA PRADESH, GOA, GUJARAT, HARYANA, HIMACHAL PRADESH, KARNATAKA, KERALA, MADHYA PRADESH, ORISSA, PUDUCHERRY, RAJASTHAN, TAMIL NADU, UTTARAKHAND, UTTAR PRADESH, WEST BENGAL

**Poor:(Below 80% of targets)**

CHHATISGARH, PUNJAB, DAMAN AND DIU

*Note: \*Targets of Orissa have not been received from the concerned Nodal Ministry, so the target for the year 2009-10 has been repeated.*

# Supply of Electricity

## Electricity supplied

% Achievement of Target

During April, 2010-March, 2011

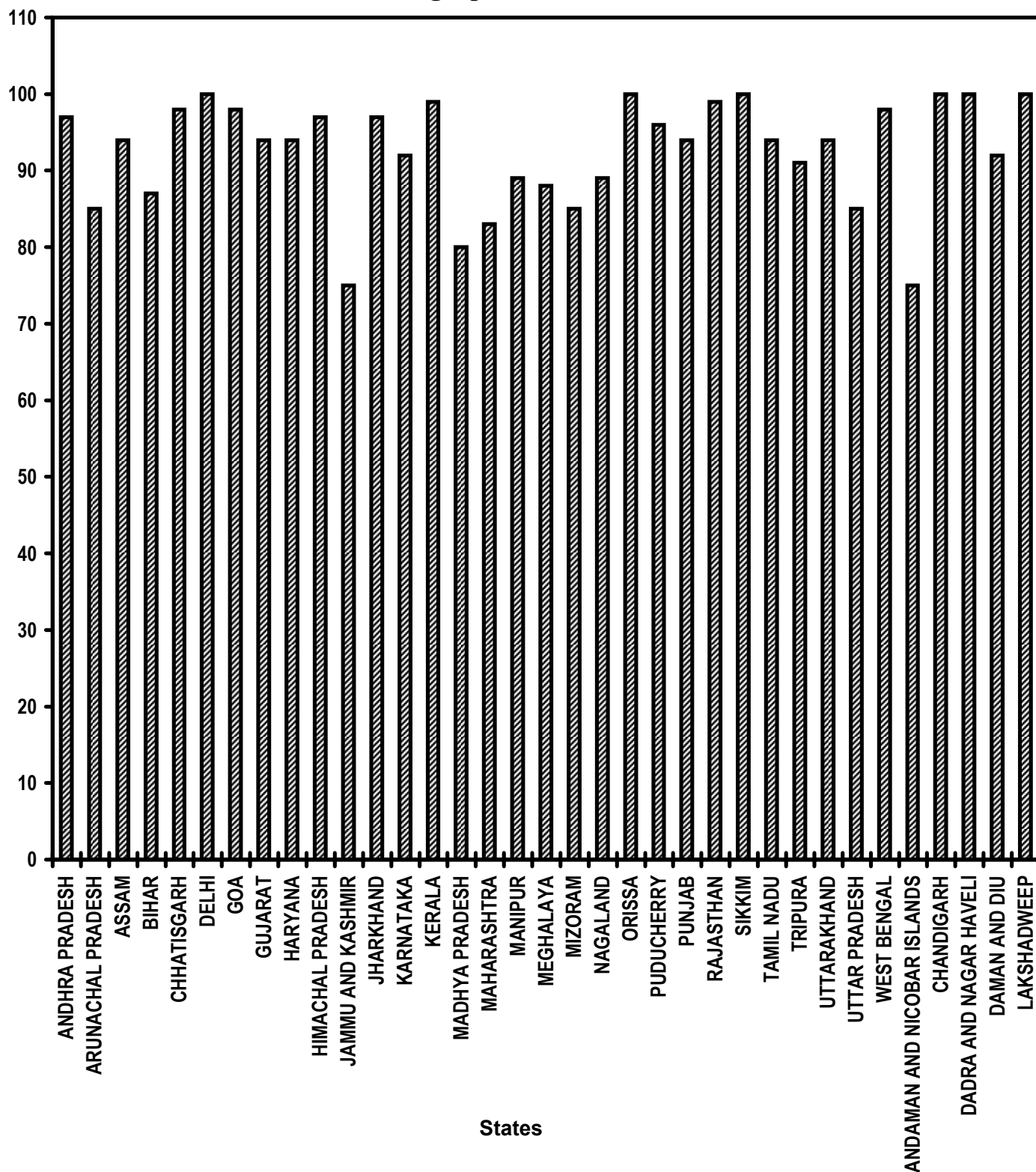


Table - 20

## Supply of Electricity

Sl. No.	State/UT Name	Electricity demanded (Million Units) April,2010- March,2011	Electricity supplied (Million Units) April,2010- March,2011	Shortage observed (Million Units) April,2010- March,2011	Percentage of Electricity Supplied
		(3)	(4)	(5)	(6)
1	ANDHRA PRADESH	78,970	76,450	2,520	97
2	ARUNACHAL PRADESH	511	436	75	85
3	ASSAM	5,403	5,063	340	94
4	BIHAR	12,384	10,772	1,612	87
5	CHHATISGARH	10,340	10,165	175	98
6	DELHI	25,625	25,559	66	100
7	GOA	3,154	3,089	65	98
8	GUJARAT	71,651	67,534	4,117	94
9	HARYANA	34,552	32,626	1,926	94
10	HIMACHAL PRADESH	7,626	7,364	262	97
11	JAMMU AND KASHMIR	13,571	10,181	3,390	75
12	JHARKHAND	6,195	5,985	210	97
13	KARNATAKA	50,474	46,624	3,850	92
14	KERALA	18,023	17,767	256	99
15	MADHYA PRADESH	48,437	38,644	9,793	80
16	MAHARASHTRA	1,28,296	1,07,018	21,278	83
17	MANIPUR	568	505	63	89
18	MEGHALAYA	1,545	1,352	193	88
19	MIZORAM	369	315	54	85
20	NAGALAND	583	520	63	89
21	ORISSA	22,506	22,449	57	100
22	PUDUCHERRY	2,123	2,039	84	96
23	PUNJAB	44,484	41,799	2,685	94
24	RAJASTHAN	45,261	44,836	425	99
25	SIKKIM	402	402	0	100
26	TAMIL NADU	80,314	75,101	5,213	94
27	TRIPURA	882	801	81	91
28	UTTARAKHAND	9,850	9,255	595	94
29	UTTAR PRADESH	76,292	64,846	11,446	85
30	WEST BENGAL	36,481	35,847	634	98
31	ANDAMAN AND NICOBAR ISLANDS	240	180	60	75
32	CHANDIGARH	1,519	1,519	0	100
33	DADRA AND NAGAR HAVELI	4,429	4,424	5	100
34	DAMAN AND DIU	2,181	1,997	184	92
35	LAKSHADWEEP	25	25	0	100
Grand Total		8,45,266	7,73,489	71,777	92

Very Good:(90% or above of targets)

ANDHRA PRADESH, ASSAM, CHHATISGARH, DELHI, GOA, GUJARAT, HARYANA, HIMACHAL PRADESH, JHARKHAND, KARNATAKA, KERALA, ORISSA, PUDUCHERRY, PUNJAB, RAJASTHAN, SIKKIM, TAMIL NADU, TRIPURA, UTTARAKHAND, WEST BENGAL, CHANDIGARH, DADRA AND NAGAR HAVELI, DAMAN AND DIU, LAKSHADWEEP

Good:(Between 80% to 90% targets)

ARUNACHAL PRADESH, BIHAR, MADHYA PRADESH, MAHARASHTRA, MANIPUR, MEGHALAYA, MIZORAM, NAGALAND, UTTAR PRADESH

Poor:(Below 80% of targets)

JAMMU AND KASHMIR, ANDAMAN AND NICOBAR ISLANDS

**PART-III**

**TWENTY POINT PROGRAMME - 2006**

**STATE/UT-WISE PERFORMANCE**

**ANDHRA PRADESH**

				Target	Achievement	
Sl. No.	Sub. No.	Item Code	Item/Parameter Name {Units}	April,2010-March,2011	April,2010-March,2011	Percent Achievement
(1)	(2)	(3)	(4)	(5)	(5)/(4)	
<b>1</b>		<b>Employment generation under the NREG Scheme</b>				
	(i)	<b>01A01</b>	No. of job cards issued {Number}	**	5,97,637	
	(ii)	<b>01A02</b>	Employment generated {Number}	**	33,92,72,000	
	(iii)	<b>01A03</b>	Wages given {Rupees}	**	53,82,26,00,000	
<b>2</b>		<b>Swaranjayanti Gram Swarozgar Yojana</b>				
	(i)	<b>01B01</b>	Individual Swarozgaries Assisted {Number}	17,304	18,771	108
	(ii)	<b>01B02</b>	Individual SC Swarozgaries Assisted {Number}	**	7,713	
	(iii)	<b>01B03</b>	Individual ST Swarozgaries Assisted {Number}	**	2,233	
	(iv)	<b>01B04</b>	Individual Women Swarozgaries Assisted {Number}	**	17,839	
	(v)	<b>01B05</b>	Individual Disabled Swarozgaries Assisted {Number}	**	1,626	
<b>3</b>		<b>Self Help Groups (SHG)</b>				
	(i)	<b>01E01</b>	Formed under SGSY {Number}	**	47,817	
	(ii)	<b>01E02</b>	To whom income generating activities provided {Number}	9,967	19,729	198
<b>4</b>		<b>Distribution of waste land to the landless</b>				
	(i)	<b>03E01</b>	Total Land Distributed {Hectare}	**	47,653	
	(ii)	<b>03E02</b>	Land Distributed to SC {Hectare}	**	10,251	
	(iii)	<b>03E03</b>	Land Distributed to ST {Hectare}	**	11,026	
	(iv)	<b>03E04</b>	Land Distributed to Others {Hectare}	**	26,376	
<b>5</b>		<b>Minimum Wages Enforcement (including Farm Labour)</b>				
	(i)	<b>04B01</b>	Agriculture and Farm Workers: Inspections made {Number}	**	0	
	(ii)	<b>04B02</b>	Agriculture and Farm Workers: Irregularities detected {Number}	**	0	
	(iii)	<b>04B03</b>	Agriculture and Farm Workers: Irregularities rectified {Number}	**	0	
	(iv)	<b>04B04</b>	Agriculture and Farm Workers: Claims filed {Number}	**	0	
	(v)	<b>04B05</b>	Agriculture and Farm Workers: Claims settled {Number}	**	0	
	(vi)	<b>04B06</b>	Agriculture and Farm Workers: Prosecution cases Pending {Number}	**	0	
	(vii)	<b>04B07</b>	Agriculture and Farm Workers: Prosecution cases filed {Number}	**	0	
	(viii)	<b>04B08</b>	Agriculture and Farm Workers: Prosecution cases decided {Number}	**	0	
	(ix)	<b>04B10</b>	Agriculture and Farm Workers: Others {Number}	**	0	
<b>6</b>		<b>Food Security:</b>				
		<b>Targeted Public Distribution system (APL+BPL+AAAY)</b>				
	(i)	<b>05A02</b>	Off take {Tonnes}	36,76,480	34,33,137	93
		<b>Targeted Public Distribution system (only AAAY)</b>				
	(ii)	<b>05B02</b>	Off take {Tonnes}	6,54,288	6,51,972	100
		<b>Targeted Public Distribution System (Only BPL)</b>				
	(iii)	<b>05D02</b>	Off take {Tonnes}	10,52,088	10,47,270	100

**ANDHRA PRADESH**

			Target	Achievement	
Sl. No.	Sub. Sl. No.	Item Code Item/Parameter Name {Units}	April,2010-March,2011	April,2010-March,2011	Percent Achievement
(1)	(2)	(3)	(4)	(5)	(5)/(4)
<b>7</b>		<b>Rural Housing - Indira Awaas Yojana</b>			
	(i)	<b>06A01</b> Houses constructed {Number}	2,57,104	2,57,104	100
<b>8</b>		<b>EWS/LIG Houses in Urban Areas</b>			
	(i)	<b>06B01</b> Houses constructed {Number}	24,000	24,397	102
<b>9</b>		<b>Rural Areas - Accelerated Rural Water Supply Programme</b>			
	(i)	<b>07A02</b> Slipped back habitations and habitations with water quality problems addressed-ARWSP {Number}	6,673	6,165	92
<b>10</b>		<b>Sanitation Programme in Rural Areas</b>			
	(i)	<b>08D01</b> Individual Household latrines constructed {Number}	**	10,49,704	
<b>11</b>		<b>Institutional Delivery</b>			
	(i)	<b>08E01</b> Delivery in institutions {Number}	**	13,04,000	
<b>12</b>		<b>SC Families Assisted</b>			
	(i)	<b>10A01</b> SC Families Assisted {Number}	4,50,000	10,07,629	224
<b>13</b>		<b>Universalization of ICDS Scheme</b>			
	(i)	<b>12A01</b> ICDS Blocks Operational (Cumulative) {Number}	387	387	100
<b>14</b>		<b>Functional Anganwadis</b>			
	(i)	<b>12B01</b> Anganwadis Functional (Cumulative) {Number}	91,307	82,565	90
<b>15</b>		<b>No. of Urban poor families assisted under Seven Point Charter</b>			
	(i)	<b>14A01</b> Poor Families Assisted {Number}	31,000	1,28,667	415
<b>16</b>		<b>Afforestation ( Public and Forest Lands)</b>			
	(i)	<b>15A01</b> Area Covered under Plantation {Hectares}	3,40,000	3,83,927	113
	(ii)	<b>15A02</b> Seedlings planted {Number}	22,10,00,000	25,03,00,000	113
<b>17</b>		<b>Rural Roads - PMGSY</b>			
	(i)	<b>17A01</b> Length of Road Constructed {Kilometer}	2,150	2,121	99
<b>18</b>		<b>Energising pump sets</b>			
	(i)	<b>18D01</b> Pumps sets energized {Number}	50,000	1,32,761	266
<b>19</b>		<b>Supply of Electricity</b>			
	(i)	<b>18E02</b> Electricity supplied {Million Units}	78,970	76,450	97

**Note:**

\* - Target Not Received.

\*\* - Non-Targetable.

- 1** **Very Good(90% or above of targets)**  
01B01, 01E02, 05A02, 05B02, 05D02, 06A01, 06B01, 07A02, 10A01, 12A01, 12B01, 14A01, 15A01, 15A02, 17A01, 18D01, 18E02



**ARUNACHAL PRADESH**

				Target	Achievement	
Sl. No.	Sub. No.	Item Code	Item/Parameter Name {Units}	April,2010-March,2011	April,2010-March,2011	Percent Achievement
(1)	(2)	(3)	(4)	(5)	(5)/(4)	
<b>1</b>		<b>Employment generation under the NREG Scheme</b>				
	(i)	<b>01A01</b>	No. of job cards issued {Number}	**	0	
	(ii)	<b>01A02</b>	Employment generated {Number}	**	0	
	(iii)	<b>01A03</b>	Wages given {Rupees}	**	0	
<b>2</b>		<b>Swaranjayanti Gram Swarozgar Yojana</b>				
	(i)	<b>01B01</b>	Individual Swarozgaries Assisted {Number}	795	873	110
	(ii)	<b>01B02</b>	Individual SC Swarozgaries Assisted {Number}	**	0	
	(iii)	<b>01B03</b>	Individual ST Swarozgaries Assisted {Number}	**	0	
	(iv)	<b>01B04</b>	Individual Women Swarozgaries Assisted {Number}	**	0	
	(v)	<b>01B05</b>	Individual Disabled Swarozgaries Assisted {Number}	**	0	
<b>3</b>		<b>Self Help Groups (SHG)</b>				
	(i)	<b>01E01</b>	Formed under SGSY {Number}	**	0	
	(ii)	<b>01E02</b>	To whom income generating activities provided {Number}	458	30	7
<b>4</b>		<b>Distribution of waste land to the landless</b>				
	(i)	<b>03E01</b>	Total Land Distributed {Hectare}	**	0	
	(ii)	<b>03E02</b>	Land Distributed to SC {Hectare}	**	0	
	(iii)	<b>03E03</b>	Land Distributed to ST {Hectare}	**	0	
	(iv)	<b>03E04</b>	Land Distributed to Others {Hectare}	**	0	
<b>5</b>		<b>Minimum Wages Enforcement (including Farm Labour)</b>				
	(i)	<b>04B01</b>	Agriculture and Farm Workers: Inspections made {Number}	**	0	
	(ii)	<b>04B02</b>	Agriculture and Farm Workers: Irregularities detected {Number}	**	0	
	(iii)	<b>04B03</b>	Agriculture and Farm Workers: Irregularities rectified {Number}	**	0	
	(iv)	<b>04B04</b>	Agriculture and Farm Workers: Claims filed {Number}	**	0	
	(v)	<b>04B05</b>	Agriculture and Farm Workers: Claims settled {Number}	**	0	
	(vi)	<b>04B06</b>	Agriculture and Farm Workers: Prosecution cases Pending {Number}	**	0	
	(vii)	<b>04B07</b>	Agriculture and Farm Workers: Prosecution cases filed {Number}	**	0	
	(viii)	<b>04B08</b>	Agriculture and Farm Workers: Prosecution cases decided {Number}	**	0	
	(ix)	<b>04B10</b>	Agriculture and Farm Workers: Others {Number}	**	0	
<b>6</b>		<b>Food Security:</b>				
		<b>Targeted Public Distribution system (APL+BPL+AAAY)</b>				
	(i)	<b>05A02</b>	Off take {Tonnes}	1,01,556	85,023	84
		<b>Targeted Public Distribution system (only AAAY)</b>				
	(ii)	<b>05B02</b>	Off take {Tonnes}	15,972	13,258	83
		<b>Targeted Public Distribution System (Only BPL)</b>				
	(iii)	<b>05D02</b>	Off take {Tonnes}	25,524	22,021	86

**ARUNACHAL PRADESH**

				Target	Achievement	
Sl. No.	Sl. No.	Item Code	Item/Parameter Name {Units}	April,2010-March,2011	April,2010-March,2011	Percent Achievement
(1)	(2)	(3)	(4)	(5)	(5)/(4)	
<b>7</b>			<b>Rural Housing - Indira Awaas Yojana</b>			
	(i)	<b>06A01</b>	Houses constructed {Number}	7,726	5,296	69
<b>8</b>			<b>Rural Areas - Accelerated Rural Water Supply Programme</b>			
	(i)	<b>07A02</b>	Slipped back habitations and habitations with water quality problems addressed-ARWSP {Number}	534	0	0
<b>9</b>			<b>Sanitation Programme in Rural Areas</b>			
	(i)	<b>08D01</b>	Individual Household latrines constructed {Number}	**	19,799	
<b>10</b>			<b>Institutional Delivery</b>			
	(i)	<b>08E01</b>	Delivery in institutions {Number}	**	9,534	
<b>11</b>			<b>Universalization of ICDS Scheme</b>			
	(i)	<b>12A01</b>	ICDS Blocks Operational (Cumulative) {Number}	98	93	95
<b>12</b>			<b>Functional Anganwadis</b>			
	(i)	<b>12B01</b>	Anganwadis Functional (Cumulative) {Number}	6,225	6,028	97
<b>13</b>			<b>Afforestation ( Public and Forest Lands)</b>			
	(i)	<b>15A01</b>	Area Covered under Plantation {Hectares}	10,000	6,150	62
	(ii)	<b>15A02</b>	Seedlings planted {Number}	65,00,000	1,22,668	2
<b>14</b>			<b>Rural Roads - PMGSY</b>			
	(i)	<b>17A01</b>	Length of Road Constructed {Kilometer}	178	316	178
<b>15</b>			<b>Rajiv Gandhi Grameen Vidyutikaran Yojana</b>			
	(i)	<b>18B01</b>	Villages electrified {Number}	600	464	77
<b>16</b>			<b>Supply of Electricity</b>			
	(ii)	<b>18E02</b>	Electricity supplied {Million Units}	511	436	85

**Note:**

\* - Target Not Received.

\*\* - Non-Targetable.

- 1** *Very Good(90% or above of targets)*  
01B01, 12A01, 12B01, 17A01
- 2** *Good(Between 80% to 90% targets)*  
05A02, 05B02, 05D02, 18E02
- 3** *Poor(Below 80% of targets)*  
01E02, 06A01, 07A02, 15A01, 15A02, 18B01

**ASSAM**

				Target	Achievement	
Sl. No.	Sub Sl. No.	Item Code	Item/Parameter Name {Units}	April,2010-March,2011	April,2010-March,2011	Percent Achievement
(1)	(2)	(3)	(4)	(5)	(5)/(4)	
<b>1</b>		<b>Employment generation under the NREG Scheme</b>				
	(i)	<b>01A01</b>	No. of job cards issued {Number}	**	1,59,338	
	(ii)	<b>01A02</b>	Employment generated {Number}	**	3,65,30,000	
	(iii)	<b>01A03</b>	Wages given {Rupees}	**	3,82,21,91,000	
<b>2</b>		<b>Swaranjayanti Gram Swarozgar Yojana</b>				
	(i)	<b>01B01</b>	Individual Swarozgaries Assisted {Number}	20,656	11,455	55
	(ii)	<b>01B02</b>	Individual SC Swarozgaries Assisted {Number}	**	1,511	
	(iii)	<b>01B03</b>	Individual ST Swarozgaries Assisted {Number}	**	1,549	
	(iv)	<b>01B04</b>	Individual Women Swarozgaries Assisted {Number}	**	4,171	
	(v)	<b>01B05</b>	Individual Disabled Swarozgaries Assisted {Number}	**	738	
<b>3</b>		<b>Self Help Groups (SHG)</b>				
	(i)	<b>01E01</b>	Formed under SGSY {Number}	**	24,992	
	(ii)	<b>01E02</b>	To whom income generating activities provided {Number}	11,898	14,316	120
<b>4</b>		<b>Distribution of waste land to the landless</b>				
	(i)	<b>03E01</b>	Total Land Distributed {Hectare}	**	0	
	(ii)	<b>03E02</b>	Land Distributed to SC {Hectare}	**	0	
	(iii)	<b>03E03</b>	Land Distributed to ST {Hectare}	**	0	
	(iv)	<b>03E04</b>	Land Distributed to Others {Hectare}	**	0	
<b>5</b>		<b>Minimum Wages Enforcement (including Farm Labour)</b>				
	(i)	<b>04B01</b>	Agriculture and Farm Workers: Inspections made {Number}	**	0	
	(ii)	<b>04B02</b>	Agriculture and Farm Workers: Irregularities detected {Number}	**	0	
	(iii)	<b>04B03</b>	Agriculture and Farm Workers: Irregularities rectified {Number}	**	0	
	(iv)	<b>04B04</b>	Agriculture and Farm Workers: Claims filed {Number}	**	0	
	(v)	<b>04B05</b>	Agriculture and Farm Workers: Claims settled {Number}	**	0	
	(vi)	<b>04B06</b>	Agriculture and Farm Workers: Prosecution cases Pending {Number}	**	0	
	(vii)	<b>04B07</b>	Agriculture and Farm Workers: Prosecution cases filed {Number}	**	0	
	(viii)	<b>04B08</b>	Agriculture and Farm Workers: Prosecution cases decided {Number}	**	0	
	(ix)	<b>04B10</b>	Agriculture and Farm Workers: Others {Number}	**	0	
<b>6</b>		<b>Food Security:</b>				
		<b>Targeted Public Distribution system (APL+BPL+AAAY)</b>				
	(i)	<b>05A02</b>	Off take {Tonnes}	16,73,126	15,91,641	95
		<b>Targeted Public Distribution system (only AAAY)</b>				
	(ii)	<b>05B02</b>	Off take {Tonnes}	2,95,692	2,92,276	99
		<b>Targeted Public Distribution System (Only BPL)</b>				
	(iii)	<b>05D02</b>	Off take {Tonnes}	4,75,224	4,67,054	98

**ASSAM**

			Target	Achievement		
Sl. No.	Sl. No.	Item Code	Item/Parameter Name {Units}	April,2010-March,2011	April,2010-March,2011	Percent Achievement
(1)	(2)	(3)	(4)	(5)	(5)/(4)	
7		Rural Housing - Indira Awaas Yojana				
	(i)	06A01	Houses constructed {Number}	1,70,849	1,56,911	92
8		EWS/LIG Houses in Urban Areas				
	(i)	06B01	Houses constructed {Number}	500	553	111
9		Rural Areas - Accelerated Rural Water Supply Programme				
	(i)	07A02	Slipped back habitations and habitations with water quality problems addressed-ARWSP {Number}	8,157	6,467	79
10		Sanitation Programme in Rural Areas				
	(i)	08D01	Individual Household latrines constructed {Number}	**	4,98,849	
11		Institutional Delivery				
	(i)	08E01	Delivery in institutions {Number}	**	4,19,172	
12		SC Families Assisted				
	(i)	10A01	SC Families Assisted {Number}	44,000	73,817	168
13		Universalization of ICDS Scheme				
	(i)	12A01	ICDS Blocks Operational (Cumulative) {Number}	231	231	100
14		Functional Anganwadis				
	(i)	12B01	Anganwadis Functional (Cumulative) {Number}	62,153	56,681	91
15		No. of Urban poor families assisted under Seven Point Charter				
	(i)	14A01	Poor Families Assisted {Number}	750	845	113
16		Afforestation ( Public and Forest Lands)				
	(i)	15A01	Area Covered under Plantation {Hectares}	12,000	3,509	29
	(ii)	15A02	Seedlings planted {Number}	78,00,000	90,00,000	115
17		Rural Roads - PMGSY				
	(i)	17A01	Length of Road Constructed {Kilometer}	2,008	2,500	125
18		Rajiv Gandhi Grameen Vidyutikaran Yojana				
	(i)	18B01	Villages electrified {Number}	2,380	4,086	172
19		Supply of Electricity				
	(i)	18E02	Electricity supplied {Million Units}	5,403	5,063	94

**Note:**

\* - Target Not Received.

\*\* - Non-Targetable.

**1** *Very Good(90% or above of targets)*

**2** *Poor(Below 80% of targets)*  
01E02, 05A02, 05B02, 05D02, 06A01, 06B01, 10A01, 12A01, 12B01, 14A01, 15A02, 17A01, 18B01, 18E02  
01B01, 07A02, 15A01

## BIHAR

			Target	Achievement	
Sl. No.	Sub Sl. No.	Item Code Item/Parameter Name {Units}	April,2010-March,2011	April,2010-March,2011	Percent Achievement
(1)	(2)	(3)	(4)	(5)	(5)/(4)
<b>1</b>		<b>Employment generation under the NREG Scheme</b>			
	(i)	<b>01A01</b> No. of job cards issued {Number}	**	6,38,361	
	(ii)	<b>01A02</b> Employment generated {Number}	**	15,97,49,000	
	(iii)	<b>01A03</b> Wages given {Rupees}	**	15,96,11,13,000	
<b>2</b>		<b>Swaranjayanti Gram Swarozgar Yojana</b>			
	(i)	<b>01B01</b> Individual Swarozgaries Assisted {Number}	41,164	15,398	37
	(ii)	<b>01B02</b> Individual SC Swarozgaries Assisted {Number}	**	6,314	
	(iii)	<b>01B03</b> Individual ST Swarozgaries Assisted {Number}	**	269	
	(iv)	<b>01B04</b> Individual Women Swarozgaries Assisted {Number}	**	3,957	
	(v)	<b>01B05</b> Individual Disabled Swarozgaries Assisted {Number}	**	651	
<b>3</b>		<b>Self Help Groups (SHG)</b>			
	(i)	<b>01E01</b> Formed under SGSY {Number}	**	31,453	
	(ii)	<b>01E02</b> To whom income generating activities provided {Number}	23,710	17,999	76
<b>4</b>		<b>Distribution of waste land to the landless</b>			
	(i)	<b>03E01</b> Total Land Distributed {Hectare}	**	26	
	(ii)	<b>03E02</b> Land Distributed to SC {Hectare}	**	26	
	(iii)	<b>03E03</b> Land Distributed to ST {Hectare}	**	0	
	(iv)	<b>03E04</b> Land Distributed to Others {Hectare}	**	0	
<b>5</b>		<b>Minimum Wages Enforcement (including Farm Labour)</b>			
	(i)	<b>04B01</b> Agriculture and Farm Workers: Inspections made {Number}	**	84,107	
	(ii)	<b>04B02</b> Agriculture and Farm Workers: Irregularities detected {Number}	**	15,653	
	(iii)	<b>04B03</b> Agriculture and Farm Workers: Irregularities rectified {Number}	**	15,668	
	(iv)	<b>04B04</b> Agriculture and Farm Workers: Claims filed {Number}	**	4,685	
	(v)	<b>04B05</b> Agriculture and Farm Workers: Claims settled {Number}	**	4,370	
	(vi)	<b>04B06</b> Agriculture and Farm Workers: Prosecution cases Pending {Number}	**	401	
	(vii)	<b>04B07</b> Agriculture and Farm Workers: Prosecution cases filed {Number}	**	19	
	(viii)	<b>04B08</b> Agriculture and Farm Workers: Prosecution cases decided {Number}	**	2	
	(ix)	<b>04B10</b> Agriculture and Farm Workers: Others {Number}	**	0	
<b>6</b>		<b>Food Security:</b>			
		<b>Targeted Public Distribution system (APL+BPL+AAAY)</b>			
	(i)	<b>05A02</b> Off take {Tonnes}	35,43,192	29,69,154	84
		<b>Targeted Public Distribution system (only AAAY)</b>			
	(ii)	<b>05B02</b> Off take {Tonnes}	10,47,884	9,90,201	94
		<b>Targeted Public Distribution System (Only BPL)</b>			
	(iii)	<b>05D02</b> Off take {Tonnes}	16,91,908	15,78,663	93

## BIHAR

			Target	Achievement	
Sl. No.	Sub Sl. No.	Item Code Item/Parameter Name {Units}	April,2010-March,2011	April,2010-March,2011	Percent Achievement
(1)	(2)	(3)	(4)	(5)	(5)/(4)
<b>7</b>		<b>Rural Housing - Indira Awaas Yojana</b>			
	(i)	<b>06A01</b> Houses constructed {Number}	7,58,904	5,78,350	76
<b>8</b>		<b>EWS/LIG Houses in Urban Areas</b>			
	(i)	<b>06B01</b> Houses constructed {Number}	2,000	0	0
<b>9</b>		<b>Rural Areas - Accelerated Rural Water Supply Programme</b>			
	(i)	<b>07A02</b> Slipped back habitations and habitations with water quality problems addressed-ARWSP {Number}	18,749	5,917	32
<b>10</b>		<b>Sanitation Programme in Rural Areas</b>			
	(i)	<b>08D01</b> Individual Household latrines constructed {Number}	**	7,17,792	
<b>11</b>		<b>Institutional Delivery</b>			
	(i)	<b>08E01</b> Delivery in institutions {Number}	**	13,83,505	
<b>12</b>		<b>SC Families Assisted</b>			
	(i)	<b>10A01</b> SC Families Assisted {Number}	2,55,000	762818	299
<b>13</b>		<b>Universalization of ICDS Scheme</b>			
	(i)	<b>12A01</b> ICDS Blocks Operational (Cumulative) {Number}	545	544	100
<b>14</b>		<b>Functional Anganwadis</b>			
	(i)	<b>12B01</b> Anganwadis Functional (Cumulative) {Number}	91,968	80,211	87
<b>15</b>		<b>No. of Urban poor families assisted under Seven Point Charter</b>			
	(i)	<b>14A01</b> Poor Families Assisted {Number}	3,000	0	0
<b>16</b>		<b>Afforestation ( Public and Forest Lands)</b>			
	(i)	<b>15A01</b> Area Covered under Plantation {Hectares}	27,000	15,378	57
	(ii)	<b>15A02</b> Seedlings planted {Number}	1,75,49,000	1,00,00,000	57
<b>17</b>		<b>Rural Roads - PMGSY</b>			
	(i)	<b>17A01</b> Length of Road Constructed {Kilometer}	4,644	3,097	67
<b>18</b>		<b>Rajiv Gandhi Grameen Vidyutikaran Yojana</b>			
	(i)	<b>18B01</b> Villages electrified {Number}	1,723	1,937	112
<b>19</b>		<b>Supply of Electricity</b>			
	(i)	<b>18E02</b> Electricity supplied {Million Units}	12,384	10,772	87

**Note:**

\* - Target Not Received.

\*\* - Non-Targetable.

**1** *Very Good(90% or above of targets)*

05B02, 05D02, 10A01, 12A01, 18B01

**2** *Good(Between 80% to 90% targets)*

05A02, 12B01, 18E02

**3** *Poor(Below 80% of targets)*

01B01, 01E02, 06A01, 06B01, 07A02, 14A01, 15A01, 15A02, 17A01

**CHHATISGARH**

				Target	Achievement	
Sl. No.	Sub. No.	Item Code	Item/Parameter Name {Units}	April,2010-March,2011	April,2010-March,2011	Percent Achievement
(1)	(2)	(3)	(4)	(5)	(5)/(4)	
<b>1</b>		<b>Employment generation under the NREG Scheme</b>				
	(i)	<b>01A01</b>	No. of job cards issued {Number}	**	5,06,533	
	(ii)	<b>01A02</b>	Employment generated {Number}	**	11,09,88,000	
	(iii)	<b>01A03</b>	Wages given {Rupees}	**	11,57,34,46,000	
<b>2</b>		<b>Swaranjayanti Gram Swarozgar Yojana</b>				
	(i)	<b>01B01</b>	Individual Swarozgaries Assisted {Number}	9,144	12,051	132
	(ii)	<b>01B02</b>	Individual SC Swarozgaries Assisted {Number}	**	1,970	
	(iii)	<b>01B03</b>	Individual ST Swarozgaries Assisted {Number}	**	5,148	
	(iv)	<b>01B04</b>	Individual Women Swarozgaries Assisted {Number}	**	994	
	(v)	<b>01B05</b>	Individual Disabled Swarozgaries Assisted {Number}	**	189	
<b>3</b>		<b>Self Help Groups (SHG)</b>				
	(i)	<b>01E01</b>	Formed under SGSY {Number}	**	5,572	
	(ii)	<b>01E02</b>	To whom income generating activities provided {Number}	5,267	3,893	74
<b>4</b>		<b>Distribution of waste land to the landless</b>				
	(i)	<b>03E01</b>	Total Land Distributed {Hectare}	**	0	
	(ii)	<b>03E02</b>	Land Distributed to SC {Hectare}	**	0	
	(iii)	<b>03E03</b>	Land Distributed to ST {Hectare}	**	0	
	(iv)	<b>03E04</b>	Land Distributed to Others {Hectare}	**	0	
<b>5</b>		<b>Minimum Wages Enforcement (including Farm Labour)</b>				
	(i)	<b>04B01</b>	Agriculture and Farm Workers: Inspections made {Number}	**	0	
	(ii)	<b>04B02</b>	Agriculture and Farm Workers: Irregularities detected {Number}	**	0	
	(iii)	<b>04B03</b>	Agriculture and Farm Workers: Irregularities rectified {Number}	**	0	
	(iv)	<b>04B04</b>	Agriculture and Farm Workers: Claims filed {Number}	**	0	
	(v)	<b>04B05</b>	Agriculture and Farm Workers: Claims settled {Number}	**	0	
	(vi)	<b>04B06</b>	Agriculture and Farm Workers: Prosecution cases Pending {Number}	**	0	
	(vii)	<b>04B07</b>	Agriculture and Farm Workers: Prosecution cases filed {Number}	**	0	
	(viii)	<b>04B08</b>	Agriculture and Farm Workers: Prosecution cases decided {Number}	**	0	
	(ix)	<b>04B10</b>	Agriculture and Farm Workers: Others {Number}	**	0	
<b>6</b>		<b>Food Security:</b>				
		<b>Targeted Public Distribution system (APL+BPL+AAAY)</b>				
	(i)	<b>05A02</b>	Off take {Tonnes}	11,68,032	11,35,107	97
		<b>Targeted Public Distribution system (only AAAY)</b>				
	(ii)	<b>05B02</b>	Off take {Tonnes}	3,01,944	2,90,276	96
		<b>Targeted Public Distribution System (Only BPL)</b>				
	(iii)	<b>05D02</b>	Off take {Tonnes}	4,85,688	4,88,845	101

## CHHATISGARH

			Target	Achievement		
Sl. No.	Sub. Sl. No.	Item Code	Item/Parameter Name {Units}	April,2010-March,2011	April,2010-March,2011	Percent Achievement
(1)	(2)	(3)	(4)	(5)	(5)/(4)	
7		Rural Housing - Indira Awaas Yojana				
	(i)	06A01	Houses constructed {Number}	39,759	41,408	104
8		Rural Areas - Accelerated Rural Water Supply Programme				
	(i)	07A02	Slipped back habitations and habitations with water quality problems addressed-ARWSP {Number}	9,948	2,725	27
9		Sanitation Programme in Rural Areas				
	(i)	08D01	Individual Household latrines constructed {Number}	**	2,36,164	
10		Institutional Delivery				
	(i)	08E01	Delivery in institutions {Number}	**	3,26,278	
11		SC Families Assisted				
	(i)	10A01	SC Families Assisted {Number}	3,75,000	3,91,464	104
12		Universalization of ICDS Scheme				
	(i)	12A01	ICDS Blocks Operational (Cumulative) {Number}	220	163	74
13		Functional Anganwadis				
	(i)	12B01	Anganwadis Functional (Cumulative) {Number}	64,390	37,681	59
14		Afforestation ( Public and Forest Lands)				
	(i)	15A01	Area Covered under Plantation {Hectares}	60,500	58,458	97
	(ii)	15A02	Seedlings planted {Number}	3,85,00,000	6,74,55,000	175
15		Rural Roads - PMGSY				
	(i)	17A01	Length of Road Constructed {Kilometer}	906	1,570	173
16		Rajiv Gandhi Grameen Vidyutikaran Yojana				
	(i)	18B01	Villages electrified {Number}	41	19	46
17		Energising pump sets				
	(i)	18D01	Pumps sets energized {Number}	30,000	20,390	68
18		Supply of Electricity				
	(i)	18E02	Electricity supplied {Million Units}	10,340	10,165	98

**Note:**

\* - Target Not Received.

\*\* - Non-Targetable.

**1 Very Good(90% or above of targets)**

01B01, 05A02, 05B02, 05D02, 06A01, 10A01, 15A01, 15A02, 17A01, 18E02

**2 Poor(Below 80% of targets)**

01E02, 07A02, 12A01, 12B01, 18B01, 18D01



**DELHI**

				Target	Achievement	
Sl. No.	Sl. No.	Item Code	Item/Parameter Name {Units}	April,2010-March,2011	April,2010-March,2011	Percent Achievement
(1)	(2)	(3)	(4)	(5)	(5)/(4)	
<b>1</b>		<b>Employment generation under the NREG Scheme</b>				
	(i)	<b>01A01</b>	No. of job cards issued {Number}	**	0	
	(ii)	<b>01A02</b>	Employment generated {Number}	**	0	
	(iii)	<b>01A03</b>	Wages given {Rupees}	**	0	
<b>2</b>		<b>Self Help Groups (SHG)</b>				
	(i)	<b>01E01</b>	Formed under SGSY {Number}	**	0	
<b>3</b>		<b>Distribution of waste land to the landless</b>				
	(i)	<b>03E01</b>	Total Land Distributed {Hectare}	**	0	
	(ii)	<b>03E02</b>	Land Distributed to SC {Hectare}	**	0	
	(iii)	<b>03E03</b>	Land Distributed to ST {Hectare}	**	0	
		<b>03E04</b>	Land Distributed to Others {Hectare}	**	0	
<b>4</b>		<b>Minimum Wages Enforcement (including Farm Labour)</b>				
	(i)	<b>04B01</b>	Agriculture and Farm Workers: Inspections made {Number}	**	0	
	(ii)	<b>04B02</b>	Agriculture and Farm Workers: Irregularities detected {Number}	**	0	
	(iii)	<b>04B03</b>	Agriculture and Farm Workers: Irregularities rectified {Number}	**	0	
	(iv)	<b>04B04</b>	Agriculture and Farm Workers: Claims filed {Number}	**	0	
	(v)	<b>04B05</b>	Agriculture and Farm Workers: Claims settled {Number}	**	0	
	(vi)	<b>04B06</b>	Agriculture and Farm Workers: Prosecution cases Pending {Number}	**	0	
	(vii)	<b>04B07</b>	Agriculture and Farm Workers: Prosecution cases filed {Number}	**	0	
	(viii)	<b>04B08</b>	Agriculture and Farm Workers: Prosecution cases decided {Number}	**	0	
	(ix)	<b>04B10</b>	Agriculture and Farm Workers: Others {Number}	**	0	
<b>5</b>		<b>Food Security:</b>				
		<b>Targeted Public Distribution system (APL+BPL+AAAY)</b>				
	(i)	<b>05A02</b>	Off take {Tonnes}	5,95,734	6,07,303	102
		<b>Targeted Public Distribution system (only AAY)</b>				
	(ii)	<b>05B02</b>	Off take {Tonnes}	63,084	47,693	76
		<b>Targeted Public Distribution System (Only BPL)</b>				
	(iii)	<b>05D02</b>	Off take {Tonnes}	1,08,696	1,02,830	95
<b>6</b>		<b>EWS/LIG Houses in Urban Areas</b>				
	(i)	<b>06B01</b>	Houses constructed {Number}	3,000	6,930	231
<b>7</b>		<b>Sanitation Programme in Rural Areas</b>				
	(i)	<b>08D01</b>	Individual Household latrines constructed {Number}	**	0	

# DELHI

			Target	Achievement		
Sl. No.	Sub Sl. No.	Item Code	Item/Parameter Name {Units}	April,2010-March,2011	April,2010-March,2011	Percent Achievement
(1)		(2)	(3)	(4)	(5)	(5)/(4)
8		Institutional Delivery				
	(i)	08E01	Delivery in institutions {Number}	**	2,76,084	
9		SC Families Assisted				
	(i)	10A01	SC Families Assisted {Number}	5,000	1,217	24
10		Universalization of ICDS Scheme				
	(i)	12A01	ICDS Blocks Operational (Cumulative) {Number}	95	55	58
11		Functional Anganwadis				
	(i)	12B01	Anganwadis Functional (Cumulative) {Number}	11,150	6,606	59
12		No. of Urban poor families assisted under Seven Point Charter				
	(i)	14A01	Poor Families Assisted {Number}	3,750	97	3
13		Afforestation ( Public and Forest Lands)				
	(i)	15A01	Area Covered under Plantation {Hectares}	100	1,496	1,496
	(ii)	15A02	Seedlings planted {Number}	65,000	12,29,826	1,892
14		Supply of Electricity				
	(i)	18E02	Electricity supplied {Million Units}	25,625	25,559	100

**Note:**

\* - Target Not Received.

\*\* - Non-Targetable.

- 1 **Very Good(90% or above of targets)**  
05A02, 05D02, 06B01, 15A01, 15A02, 18E02
- 2 **Poor(Below 80% of targets)**  
05B02, 10A01, 12A01, 12B01, 14A01

**GOA**

				Target	Achievement	
Sl. No.	Sub Sl. No.	Item Code	Item/Parameter Name {Units}	April,2010-March,2011	April,2010-March,2011	Percent Achievement
(1)	(2)	(3)	(4)	(5)	(5)/(4)	
<b>1</b>		<b>Employment generation under the NREG Scheme</b>				
		<b>01A01</b>	No. of job cards issued {Number}	**	6,012	
	(i)	<b>01A02</b>	Employment generated {Number}	**	3,51,446	
	(ii)	<b>01A03</b>	Wages given {Rupees}	**	4,74,66,000	
<b>2</b>	(iii)	<b>Swaranjayanti Gram Swarojgar Yojana</b>				
	(i)	<b>01B01</b>	Individual Swarozgaries Assisted {Number}	281	50	18
	(ii)	<b>01B02</b>	Individual SC Swarozgaries Assisted {Number}	**	15	
	(iii)	<b>01B03</b>	Individual ST Swarozgaries Assisted {Number}	**	22	
	(iv)	<b>01B04</b>	Individual Women Swarozgaries Assisted {Number}	**	13	
	(v)	<b>01B05</b>	Individual Disabled Swarozgaries Assisted {Number}	**	0	
<b>3</b>		<b>Self Help Groups (SHG)</b>				
	(i)	<b>01E01</b>	Formed under SGSY {Number}	**	38	
	(ii)	<b>01E02</b>	To whom income generating activities provided {Number}	160	84	52
<b>4</b>		<b>Distribution of waste land to the landless</b>				
	(i)	<b>03E01</b>	Total Land Distributed {Hectare}	**	0	
	(ii)	<b>03E02</b>	Land Distributed to SC {Hectare}	**	0	
	(iii)	<b>03E03</b>	Land Distributed to ST {Hectare}	**	0	
	(iv)	<b>03E04</b>	Land Distributed to Others {Hectare}	**	0	
<b>5</b>		<b>Minimum Wages Enforcement (including Farm Labour)</b>				
	(i)	<b>04B01</b>	Agriculture and Farm Workers: Inspections made {Number}	**	1,279	
	(ii)	<b>04B02</b>	Agriculture and Farm Workers: Irregularities detected {Number}	**	8,242	
	(iii)	<b>04B03</b>	Agriculture and Farm Workers: Irregularities rectified {Number}	**	0	
	(iv)	<b>04B04</b>	Agriculture and Farm Workers: Claims filed {Number}	**	0	
	(v)	<b>04B05</b>	Agriculture and Farm Workers: Claims settled {Number}	**	4	
	(vi)	<b>04B06</b>	Agriculture and Farm Workers: Prosecution cases Pending {Number}	**	0	
	(vii)	<b>04B07</b>	Agriculture and Farm Workers: Prosecution cases filed {Number}	**	7	
	(viii)	<b>04B08</b>	Agriculture and Farm Workers: Prosecution cases decided {Number}	**	6	
	(ix)	<b>04B10</b>	Agriculture and Farm Workers: Others {Number}	**	0	
<b>6</b>		<b>Food Security:</b>				
		<b>Targeted Public Distribution system (APL+BPL+AAAY)</b>				
	(i)	<b>05A02</b>	Off take {Tonnes}	68,751	53,804	78
		<b>Targeted Public Distribution system (only AAAY)</b>				
	(ii)	<b>05B02</b>	Off take {Tonnes}	6,108	6,007	98
		<b>Targeted Public Distribution system (only BPL)</b>				
	(iii)	<b>05D02</b>	Off take {Tonnes}	5,460	5,766	106

**GOA**

			Target	Achievement		
Sl. No.	Sl. No.	Item Code	Item/Parameter Name {Units}	April,2010-March,2011	April,2010-March,2011	Percent Achievement
(1)	(2)	(3)	(4)	(5)	(5)/(4)	
7		<b>Rural Housing - Indira Awaas Yojana</b>				
	(i)	06A01	Houses constructed {Number}	1,584	600	38
8		<b>Sanitation Programme in Rural Areas</b>				
	(i)	08D01	Individual Household latrines constructed {Number}	**	800	
9		<b>Institutional Delivery</b>				
	(i)	08E01	Delivery in institutions {Number}	**	18,807	
10		<b>SC Families Assisted</b>				
	(i)	10A01	SC Families Assisted {Number}	550	264	48
11		<b>Universalization of ICDS Scheme</b>				
	(i)	12A01	ICDS Blocks Operational (Cumulative) {Number}	11	11	100
12		<b>Functional Anganwadis</b>				
	(i)	12B01	Anganwadis Functional (Cumulative) {Number}	1,262	1,258	100
13		<b>Afforestation ( Public and Forest Lands)</b>				
	(i)	15A01	Area Covered under Plantation {Hectares}	550	488	89
	(ii)	15A02	Seedlings planted {Number}	7,50,000	6,97,000	93
14		<b>Rural Roads - PMGSY</b>				
	(i)	17A01	Length of Road Constructed {Kilometer}	*	0	
15		<b>Energising pump sets</b>				
	(i)	18D01	Pumps sets energized {Number}	200	286	143
16		<b>Supply of Electricity</b>				
	(i)	18E02	Electricity supplied {Million Units}	3,154	3,089	98

**Note:**

\* - Target Not Received.

\*\* - Non-Targetable.

- 1 **Very Good(90% or above of targets)**  
05B02, 05D02, 12A01, 12B01, 15A02, 18D01, 18E02
- 2 **Good(Between 80% to 90% targets)**  
15A01
- 3 **Poor(Below 80% of targets)**  
01B01, 01E02, 05A02, 06A01, 10A01

**GUJARAT**

				Target	Achievement	
Sl. No.	Sub. No.	Item Code	Item/Parameter Name {Units}	April,2010-March,2011	April,2010-March,2011	Percent Achievement
(1)	(2)	(3)	(4)	(5)	(5)/(4)	
<b>1</b>		<b>Employment generation under the NREG Scheme</b>				
	(i)	<b>01A01</b>	No. of job cards issued {Number}	**	3,85,837	
	(ii)	<b>01A02</b>	Employment generated {Number}	**	4,91,84,000	
		<b>01A03</b>	Wages given {Rupees}	**	4,81,86,47,000	
<b>2</b>		<b>Swaranjayanti Gram Swarozgar Yojana</b>				
	(i)	<b>01B01</b>	Individual Swarozgaries Assisted {Number}	6,514	19,492	299
	(ii)	<b>01B02</b>	Individual SC Swarozgaries Assisted {Number}	**	10,778	
	(iii)	<b>01B03</b>	Individual ST Swarozgaries Assisted {Number}	**	0	
	(iv)	<b>01B04</b>	Individual Women Swarozgaries Assisted {Number}	**	6,690	
	(v)	<b>01B05</b>	Individual Disabled Swarozgaries Assisted {Number}	**	192	
<b>3</b>		<b>Self Help Groups (SHG)</b>				
	(i)	<b>01E01</b>	Formed under SGSY {Number}	**	6,417	
	(ii)	<b>01E02</b>	To whom income generating activities provided {Number}	3,752	5,390	144
<b>4</b>		<b>Distribution of waste land to the landless</b>				
	(i)	<b>03E01</b>	Total Land Distributed {Hectare}	**	0	
	(ii)	<b>03E02</b>	Land Distributed to SC {Hectare}	**	0	
	(iii)	<b>03E03</b>	Land Distributed to ST {Hectare}	**	0	
	(iv)	<b>03E04</b>	Land Distributed to Others {Hectare}	**	0	
<b>5</b>		<b>Minimum Wages Enforcement (including Farm Labour)</b>				
	(i)	<b>04B01</b>	Agriculture and Farm Workers: Inspections made {Number}	**	30,168	
	(ii)	<b>04B02</b>	Agriculture and Farm Workers: Irregularities detected {Number}	**	3,035	
	(iii)	<b>04B03</b>	Agriculture and Farm Workers: Irregularities rectified {Number}	**	3,314	
	(iv)	<b>04B04</b>	Agriculture and Farm Workers: Claims filed {Number}	**	0	
	(v)	<b>04B05</b>	Agriculture and Farm Workers: Claims settled {Number}	**	0	
	(vi)	<b>04B06</b>	Agriculture and Farm Workers: Prosecution cases Pending {Number}	**	5,059	
	(vii)	<b>04B07</b>	Agriculture and Farm Workers: Prosecution cases filed {Number}	**	173	
	(viii)	<b>04B08</b>	Agriculture and Farm Workers: Prosecution cases decided {Number}	**	24	
	(ix)	<b>04B10</b>	Agriculture and Farm Workers: Others {Number}	**	0	
<b>6</b>		<b>Food Security:</b>				
		<b>Targeted Public Distribution system (APL+BPL+AAAY)</b>				
	(i)	<b>05A02</b>	Off take {Tonnes}	18,85,998	15,32,880	81
		<b>Targeted Public Distribution system (only AAAY)</b>				
	(ii)	<b>05B02</b>	Off take {Tonnes}	3,40,080	3,29,707	97
		<b>Targeted Public Distribution System (Only BPL)</b>				
	(iii)	<b>05D02</b>	Off take {Tonnes}	5,50,368	5,66,836	103

**GUJARAT**

			Target	Achievement	
Sl. No.	Sub. Sl. No.	Item Code Item/Parameter Name {Units}	April,2010-March,2011	April,2010-March,2011	Percent Achievement
(1)	(2)	(3)	(4)	(5)	(5)/(4)
7		<b>Rural Housing - Indira Awaas Yojana</b>			
	(i)	06A01 Houses constructed {Number}	1,26,090	1,67,313	133
8		<b>EWS/LIG Houses in Urban Areas</b>			
	(i)	06B01 Houses constructed {Number}	27,000	26,985	100
9		<b>Rural Areas - Accelerated Rural Water Supply Programme</b>			
	(i)	07A02 Slipped back habitations and habitations with water quality problems addressed-ARWSP {Number}	1,100	1,100	100
10		<b>Sanitation Programme in Rural Areas</b>			
	(i)	08D01 Individual Household latrines constructed {Number}	**	5,15,224	
11		<b>Institutional Delivery</b>			
	(i)	08E01 Delivery in institutions {Number}	**	10,98,277	
12		<b>SC Families Assisted</b>			
	(i)	10A01 SC Families Assisted {Number}	1,40,000	1,77,017	126
13		<b>Universalization of ICDS Scheme</b>			
	(i)	12A01 ICDS Blocks Operational (Cumulative) {Number}	336	336	100
14		<b>Functional Anganwadis</b>			
	(i)	12B01 Anganwadis Functional (Cumulative) {Number}	50,226	49,335	98
15		<b>No. of Urban poor families assisted under Seven Point Charter</b>			
	(i)	14A01 Poor Families Assisted {Number}	34,250	1,78,887	522
16		<b>Afforestation ( Public and Forest Lands)</b>			
	(i)	15A01 Area Covered under Plantation {Hectares}	1,25,000	1,27,149	102
	(ii)	15A02 Seedlings planted {Number}	8,12,50,000	22,21,93,000	273
17		<b>Rural Roads - PMGSY</b>			
	(i)	17A01 Length of Road Constructed {Kilometer}	596	621	104
18		<b>Energising pump sets</b>			
	(i)	18D01 Pumps sets energized {Number}	20,000	36,612	183
19		<b>Supply of Electricity</b>			
	(i)	18E02 Electricity supplied {Million Units}	71,651	67,534	94

**Note:**

\* - Target Not Received.

\*\* - Non-Targetable.

**1 Very Good(90% or above of targets)**

01B01, 01E02, 05B02, 05D02, 06A01, 06B01, 07A02, 10A01, 12A01, 12B01, 14A01, 15A01, 15A02, 17A01, 18D01, 18E02

**2 Good(Between 80% to 90% targets)**

05A02

## HARYANA

			Target	Achievement	
Sl. No.	Sub Sl. No.	Item Code Item/Parameter Name {Units}	April,2010-March,2011	April,2010-March,2011	Percent Achievement
(1)	(2)	(3)	(4)	(5)	(5)/(4)
<b>1</b>	(i)	<b>Employment generation under the NREG Scheme</b>			
	(ii)	<b>01A01</b> No. of job cards issued {Number}	**	1,01,964	
	(iii)	<b>01A02</b> Employment generated {Number}	**	83,02,000	
		<b>01A03</b> Wages given {Rupees}	**	1,41,89,97,000	
<b>2</b>		<b>Swaranjayanti Gram Swarozgar Yojana</b>			
	(i)	<b>01B01</b> Individual Swarozgaries Assisted {Number}	3,832	2,828	74
	(ii)	<b>01B02</b> Individual SC Swarozgaries Assisted {Number}	**	1,277	
	(iii)	<b>01B03</b> Individual ST Swarozgaries Assisted {Number}	**	0	
	(iv)	<b>01B04</b> Individual Women Swarozgaries Assisted {Number}	**	1,431	
	(v)	<b>01B05</b> Individual Disabled Swarozgaries Assisted {Number}	**	130	
<b>3</b>		<b>Self Help Groups (SHG)</b>			
	(i)	<b>01E01</b> Formed under SGSY {Number}	**	2,999	
	(ii)	<b>01E02</b> To whom income generating activities provided {Number}	2,207	2,443	111
<b>4</b>		<b>Distribution of waste land to the landless</b>			
	(i)	<b>03E01</b> Total Land Distributed {Hectare}	**	0	
	(ii)	<b>03E02</b> Land Distributed to SC {Hectare}	**	0	
	(iii)	<b>03E03</b> Land Distributed to ST {Hectare}	**	0	
	(iv)	<b>03E04</b> Land Distributed to Others {Hectare}	**	0	
<b>5</b>		<b>Minimum Wages Enforcement (including Farm Labour)</b>			
	(i)	<b>04B01</b> Agriculture and Farm Workers: Inspections made {Number}	**	0	
	(ii)	<b>04B02</b> Agriculture and Farm Workers: Irregularities detected {Number}	**	0	
	(iii)	<b>04B03</b> Agriculture and Farm Workers: Irregularities rectified {Number}	**	0	
	(iv)	<b>04B04</b> Agriculture and Farm Workers: Claims filed {Number}	**	15	
	(v)	<b>04B05</b> Agriculture and Farm Workers: Claims settled {Number}	**	13	
	(vi)	<b>04B06</b> Agriculture and Farm Workers: Prosecution cases Pending {Number}	**	0	
	(vii)	<b>04B07</b> Agriculture and Farm Workers: Prosecution cases filed {Number}	**	0	
	(viii)	<b>04B08</b> Agriculture and Farm Workers: Prosecution cases decided {Number}	**	0	
	(ix)	<b>04B10</b> Agriculture and Farm Workers: Others {Number}	**	0	
<b>6</b>		<b>Food Security:</b>			
		<b>Targeted Public Distribution system (APL+BPL+AAAY)</b>			
	(i)	<b>05A02</b> Off take {Tonnes}	6,85,242	6,13,097	89
		<b>Targeted Public Distribution system (only AAY)</b>			
	(ii)	<b>05B02</b> Off take {Tonnes}	1,22,820	1,19,619	97
		<b>Targeted Public Distribution System (Only BPL)</b>			
	(iii)	<b>05D02</b> Off take {Tonnes}	2,08,572	2,08,278	100

## HARYANA

			Target	Achievement		
Sl. No.	Sub Sl. No.	Item Code	Item/Parameter Name {Units}	April,2010-March,2011	April,2010-March,2011	Percent Achievement
(1)	(2)	(3)	(4)	(5)	(5)/(4)	
7		Rural Housing - Indira Awaas Yojana				
	(i)	06A01	Houses constructed {Number}	17,703	18,068	102
8		EWS/LIG Houses in Urban Areas				
	(i)	06B01	Houses constructed {Number}	2,100	11,490	547
9		Rural Areas - Accelerated Rural Water Supply Programme				
	(i)	07A02	Slipped back habitations and habitations with water quality problems addressed-ARWSP {Number}	1,007	774	77
10		Sanitation Programme in Rural Areas				
	(i)	08D01	Individual Household latrines constructed {Number}	**	1,32,137	
11		Institutional Delivery				
	(i)	08E01	Delivery in institutions {Number}	**	2,04,955	
12		SC Families Assisted				
	(i)	10A01	SC Families Assisted {Number}	88,500	80,930	91
13		Universalization of ICDS Scheme				
	(i)	12A01	ICDS Blocks Operational (Cumulative) {Number}	148	140	95
14		Functional Anganwadis				
	(i)	12B01	Anganwadis Functional (Cumulative) {Number}	25,699	21,669	84
15		Afforestation ( Public and Forest Lands)				
	(i)	15A01	Area Covered under Plantation {Hectares}	25,000	79,883	320
	(ii)	15A02	Seedlings planted {Number}	1,62,50,000	5,12,00,000	315
16		Rural Roads - PMGSY				
	(i)	17A01	Length of Road Constructed {Kilometer}	200	362	181
17		Energising pump sets				
	(i)	18D01	Pumps sets energized {Number}	15,000	30,408	203
18		Supply of Electricity				
	(i)	18E02	Electricity supplied {Million Units}	34,552	32,626	94

**Note:**

\* - Target Not Received.

\*\* - Non-Targetable.

**1** *Very Good(90% or above of targets)*

01E02, 05B02, 05D02, 06A01, 06B01, 10A01, 12A01, 15A01, 15A02, 17A01, 18D01, 18E02

**2** *Good(Between 80% to 90% targets)*

05A02, 12B01

**3** *Poor(Below 80% of targets)*

01B01, 07A02



**HIMACHAL PRADESH**

				Target	Achievement	
Sl. No.	Sub Sl. No.	Item Code	Item/Parameter Name {Units}	April,2010-March,2011	April,2010-March,2011	Percent Achievement
(1)	(2)	(3)	(4)	(5)	(5)/(4)	
<b>1</b>		<b>Employment generation under the NREG Scheme</b>				
	(i)	<b>01A01</b>	No. of job cards issued {Number}	**	40,111	
	(ii)	<b>01A02</b>	Employment generated {Number}	**	2,19,06,000	
	(iii)	<b>01A03</b>	Wages given {Rupees}	**	2,76,13,80,000	
<b>2</b>		<b>Swaranjayanti Gram Swarozgar Yojana</b>				
	(i)	<b>01B01</b>	Individual Swarozgaries Assisted {Number}	1,613	2,335	145
	(ii)	<b>01B02</b>	Individual SC Swarozgaries Assisted {Number}	**	989	
	(iii)	<b>01B03</b>	Individual ST Swarozgaries Assisted {Number}	**	251	
	(iv)	<b>01B04</b>	Individual Women Swarozgaries Assisted {Number}	**	531	
	(v)	<b>01B05</b>	Individual Disabled Swarozgaries Assisted {Number}	**	47	
<b>3</b>		<b>Self Help Groups (SHG)</b>				
	(i)	<b>01E01</b>	Formed under SGSY {Number}	**	1,100	
	(ii)	<b>01E02</b>	To whom income generating activities provided {Number}	929	998	107
<b>4</b>		<b>Minimum Wages Enforcement (including Farm Labour)</b>				
	(i)	<b>04B01</b>	Agriculture and Farm Workers: Inspections made {Number}	**	0	
	(ii)	<b>04B02</b>	Agriculture and Farm Workers: Irregularities detected {Number}	**	0	
	(iii)	<b>04B03</b>	Agriculture and Farm Workers: Irregularities rectified {Number}	**	0	
	(iv)	<b>04B04</b>	Agriculture and Farm Workers: Claims filed {Number}	**	0	
	(v)	<b>04B05</b>	Agriculture and Farm Workers: Claims settled {Number}	**	0	
	(vi)	<b>04B06</b>	Agriculture and Farm Workers: Prosecution cases Pending {Number}	**	0	
	(vii)	<b>04B07</b>	Agriculture and Farm Workers: Prosecution cases filed {Number}	**	0	
	(viii)	<b>04B08</b>	Agriculture and Farm Workers: Prosecution cases decided {Number}	**	0	
	(ix)	<b>04B10</b>	Agriculture and Farm Workers: Others {Number}	**	0	
<b>5</b>		<b>Food Security:</b>				
		<b>Targeted Public Distribution system (APL+BPL+AAY)</b>				
	(i)	<b>05A02</b>	Off take {Tonnes}	5,08,988	4,86,462	96
		<b>Targeted Public Distribution system (only AAY)</b>				
	(ii)	<b>05B02</b>	Off take {Tonnes}	82,740	82,488	100
		<b>Targeted Public Distribution System (Only BPL)</b>				
	(iii)	<b>05D02</b>	Off take {Tonnes}	1,33,140	1,19,519	90

**HIMACHAL PRADESH**

				Target	Achievement	
Sl. No.	Sub Sl. No.	Item Code	Item/Parameter Name {Units}	April,2010-March,2011	April,2010-March,2011	Percent Achievement
(1)	(2)	(3)	(4)	(5)	(5)/(4)	
<b>6</b>			<b>Rural Housing - Indira Awaas Yojana</b>			
	(i)	<b>06A01</b>	Houses constructed {Number}	5,793	5,924	102
<b>7</b>			<b>Rural Areas - Accelerated Rural Water Supply Programme</b>			
	(i)	<b>07A02</b>	Slipped back habitations and habitations with water quality problems addressed-ARWSP {Number}	5,000	5,000	100
<b>8</b>			<b>Sanitation Programme in Rural Areas</b>			
	(i)	<b>08D01</b>	Individual Household latrines constructed {Number}	**	2,16,571	
<b>9</b>			<b>Institutional Delivery</b>			
	(i)	<b>08E01</b>	Delivery in institutions {Number}	**	65,372	
<b>10</b>			<b>SC Families Assisted</b>			
	(i)	<b>10A01</b>	SC Families Assisted {Number}	58,000	63,657	110
<b>11</b>			<b>Universalization of ICDS Scheme</b>			
	(i)	<b>12A01</b>	ICDS Blocks Operational (Cumulative) {Number}	78	78	100
<b>12</b>			<b>Functional Anganwadis</b>			
	(i)	<b>12B01</b>	Anganwadis Functional (Cumulative) {Number}	18,925	18,529	98
<b>13</b>			<b>Afforestation ( Public and Forest Lands)</b>			
	(i)	<b>15A01</b>	Area Covered under Plantation {Hectares}	24,000	24,710	103
	(ii)	<b>15A02</b>	Seedlings planted {Number}	1,56,00,000	1,60,61,000	103
<b>14</b>			<b>Rural Roads - PMGSY</b>			
	(i)	<b>17A01</b>	Length of Road Constructed {Kilometer}	693	659	95
<b>15</b>			<b>Rajiv Gandhi Grameen Vidyutikaran Yojana</b>			
	(i)	<b>18B01</b>	Villages electrified {Number}	20	24	120
<b>16</b>			<b>Energising pump sets</b>			
	(i)	<b>18D01</b>	Pumps sets energized {Number}	760	1,707	225
<b>17</b>			<b>Supply of Electricity</b>			
	(i)	<b>18E02</b>	Electricity supplied {Million Units}	7,626	7,364	97

**Note:**

\* - Target Not Received.

\*\* - Non-Targetable.

**1 Very Good(90% or above of targets)**

01B01, 01E02, 05A02, 05B02, 05D02, 06A01, 07A02, 10A01, 12A01, 12B01, 15A01, 15A02, 17A01, 18B01, 18D01, 18E02

**JAMMU AND KASHMIR**

				Target	Achievement	
Sl. No.	Sub Sl. No.	Item Code	Item/Parameter Name {Units}	April,2010-March,2011	April,2010-March,2011	Percent Achievement
(1)	(2)	(3)	(4)	(5)	(5)/(4)	
<b>1</b>		<b>Employment generation under the NREG Scheme</b>				
	(i)	<b>01A01</b>	No. of job cards issued {Number}	**	1,42,448	
	(ii)	<b>01A02</b>	Employment generated {Number}	**	1,99,81,000	
	(iii)	<b>01A03</b>	Wages given {Rupees}	**	2,81,91,78,000	
<b>2</b>		<b>Swaranjayanti Gram Swarozgar Yojana</b>				
	(i)	<b>01B01</b>	Individual Swarozgaries Assisted {Number}	1,997	7,799	391
	(ii)	<b>01B02</b>	Individual SC Swarozgaries Assisted {Number}	**	1,120	
	(iii)	<b>01B03</b>	Individual ST Swarozgaries Assisted {Number}	**	1,015	
	(iv)	<b>01B04</b>	Individual Women Swarozgaries Assisted {Number}	**	1,995	
	(v)	<b>01B05</b>	Individual Disabled Swarozgaries Assisted {Number}	**	10	
<b>3</b>		<b>Self Help Groups (SHG)</b>				
	(i)	<b>01E01</b>	Formed under SGSY {Number}	**	1,442	
	(ii)	<b>01E02</b>	To whom income generating activities provided {Number}	1,150	555	48
<b>4</b>		<b>Distribution of waste land to the landless</b>				
	(i)	<b>03E01</b>	Total Land Distributed {Hectare}	**	0	
	(ii)	<b>03E02</b>	Land Distributed to SC {Hectare}	**	0	
	(iii)	<b>03E03</b>	Land Distributed to ST {Hectare}	**	0	
	(iv)	<b>03E04</b>	Land Distributed to Others {Hectare}	**	0	
<b>5</b>		<b>Minimum Wages Enforcement (including Farm Labour)</b>				
	(i)	<b>04B01</b>	Agriculture and Farm Workers: Inspections made {Number}	**	0	
	(ii)	<b>04B02</b>	Agriculture and Farm Workers: Irregularities detected {Number}	**	0	
	(iii)	<b>04B03</b>	Agriculture and Farm Workers: Irregularities rectified {Number}	**	0	
	(iv)	<b>04B04</b>	Agriculture and Farm Workers: Claims filed {Number}	**	0	
	(v)	<b>04B05</b>	Agriculture and Farm Workers: Claims settled {Number}	**	0	
	(vi)	<b>04B06</b>	Agriculture and Farm Workers: Prosecution cases Pending {Number}	**	0	
	(vii)	<b>04B07</b>	Agriculture and Farm Workers: Prosecution cases filed {Number}	**	0	
	(viii)	<b>04B08</b>	Agriculture and Farm Workers: Prosecution cases decided {Number}	**	0	
	(ix)	<b>04B10</b>	Agriculture and Farm Workers: Others {Number}	**	0	
<b>6</b>		<b>Food Security:</b>				
		<b>Targeted Public Distribution system (APL+BPL+AAAY)</b>				
	(i)	<b>05A02</b>	Off take {Tonnes}	7,57,104	7,49,115	99
		<b>Targeted Public Distribution system (only AAY)</b>				
	(ii)	<b>05B02</b>	Off take {Tonnes}	1,07,388	1,06,211	99
		<b>Targeted Public Distribution System (Only BPL)</b>				
	(iii)	<b>05D02</b>	Off take {Tonnes}	2,01,696	1,99,466	99

**JAMMU AND KASHMIR**

				Target	Achievement	
Sl. No.	Sub Sl. No.	Item Code	Item/Parameter Name {Units}	April,2010-March,2011	April,2010-March,2011	Percent Achievement
(1)	(2)	(3)	(4)	(5)	(5)/(4)	
<b>7</b>			<b>Rural Housing - Indira Awaas Yojana</b>			
	(i)	<b>06A01</b>	Houses constructed {Number}	17,995	27,328	152
<b>8</b>			<b>Rural Areas - Accelerated Rural Water Supply Programme</b>			
	(i)	<b>07A02</b>	Slipped back habitations and habitations with water quality problems addressed-ARWSP {Number}	962	514	53
<b>9</b>			<b>Sanitation Programme in Rural Areas</b>			
	(i)	<b>08D01</b>	Individual Household latrines constructed {Number}	**	1,25,228	
<b>10</b>			<b>Institutional Delivery</b>			
	(i)	<b>08E01</b>	Delivery in institutions {Number}	**	1,42,699	
<b>11</b>			<b>SC Families Assisted</b>			
	(i)	<b>10A01</b>	SC Families Assisted {Number}	1,100	53,723	4,884
<b>12</b>			<b>Universalization of ICDS Scheme</b>			
	(i)	<b>12A01</b>	ICDS Blocks Operational (Cumulative) {Number}	140	141	101
<b>13</b>			<b>Functional Anganwadis</b>			
	(i)	<b>12B01</b>	Anganwadis Functional (Cumulative) {Number}	28,577	26,043	91
<b>14</b>			<b>Afforestation ( Public and Forest Lands)</b>			
	(i)	<b>15A01</b>	Area Covered under Plantation {Hectares}	28,000	15,453	55
	(ii)	<b>15A02</b>	Seedlings planted {Number}	1,82,00,000	74,84,000	41
<b>15</b>			<b>Rural Roads - PMGSY</b>			
	(i)	<b>17A01</b>	Length of Road Constructed {Kilometer}	367	374	102
<b>16</b>			<b>Rajiv Gandhi Grameen Vidyutikaran Yojana</b>			
	(i)	<b>18B01</b>	Villages electrified {Number}	75	45	60
<b>17</b>			<b>Supply of Electricity</b>			
	(i)	<b>18E02</b>	Electricity supplied {Million Units}	13,571	10,181	75

**Note:**

\* - Target Not Received.

\*\* - Non-Targetable.

**1 Very Good(90% or above of targets)**

01B01, 05A02, 05B02, 05D02, 06A01, 10A01, 12A01, 12B01, 17A01

**2 Poor(Below 80% of targets)**

01E02, 07A02, 15A01, 15A02, 18B01, 18E02

# JHARKHAND

				Target	Achievement	
Sl. No.	Sub Sl. No.	Item Code	Item/Parameter Name {Units}	April,2010-March,2011	April,2010-March,2011	Percent Achievement
(1)	(2)	(3)	(4)	(5)	(5)/(4)	
<b>1</b>		<b>Employment generation under the NREG Scheme</b>				
	(i)	<b>01A01</b>	No. of job cards issued {Number}	**	2,43,004	
	(ii)	<b>01A02</b>	Employment generated {Number}	**	8,13,80,466	
	(iii)	<b>01A03</b>	Wages given {Rupees}	**	8,74,44,26,273	
<b>2</b>		<b>Swaranjayanti Gram Swarozgar Yojana</b>				
	(i)	<b>01B01</b>	Individual Swarozgaries Assisted {Number}	15,522	14,040	90
	(ii)	<b>01B02</b>	Individual SC Swarozgaries Assisted {Number}	**	2,664	
	(iii)	<b>01B03</b>	Individual ST Swarozgaries Assisted {Number}	**	4,730	
	(iv)	<b>01B04</b>	Individual Women Swarozgaries Assisted {Number}	**	5,586	
	(v)	<b>01B05</b>	Individual Disabled Swarozgaries Assisted {Number}	**	52	
<b>3</b>		<b>Self Help Groups (SHG)</b>				
	(i)	<b>01E01</b>	Formed under SGSY {Number}	**	21,950	
	(ii)	<b>01E02</b>	To whom income generating activities provided {Number}	8,941	16,577	185
<b>4</b>		<b>Distribution of waste land to the landless</b>				
	(i)	<b>03E01</b>	Total Land Distributed {Hectare}	**	191	
	(ii)	<b>03E02</b>	Land Distributed to SC {Hectare}	**	14	
	(iii)	<b>03E03</b>	Land Distributed to ST {Hectare}	**	137	
	(iv)	<b>03E04</b>	Land Distributed to Others {Hectare}	**	49	
<b>5</b>		<b>Minimum Wages Enforcement (including Farm Labour)</b>				
	(i)	<b>04B01</b>	Agriculture and Farm Workers: Inspections made {Number}	**	10,128	
	(ii)	<b>04B02</b>	Agriculture and Farm Workers: Irregularities detected {Number}	**	391	
	(iii)	<b>04B03</b>	Agriculture and Farm Workers: Irregularities rectified {Number}	**	315	
	(iv)	<b>04B04</b>	Agriculture and Farm Workers: Claims filed {Number}	**	2,041	
	(v)	<b>04B05</b>	Agriculture and Farm Workers: Claims settled {Number}	**	1	
	(vi)	<b>04B06</b>	Agriculture and Farm Workers: Prosecution cases Pending {Number}	**	11	
	(vii)	<b>04B07</b>	Agriculture and Farm Workers: Prosecution cases filed {Number}	**	0	
	(viii)	<b>04B08</b>	Agriculture and Farm Workers: Prosecution cases decided {Number}	**	0	
	(ix)	<b>04B10</b>	Agriculture and Farm Workers: Others {Number}	**	0	
<b>6</b>		<b>Food Security:</b>				
		<b>Targeted Public Distribution system (APL+BPL+AAAY)</b>				
	(i)	<b>05A02</b>	Off take {Tonnes}	13,19,412	10,32,747	78
		<b>Targeted Public Distribution system (only AAY)</b>				
	(ii)	<b>05B02</b>	Off take {Tonnes}	3,85,527	3,61,799	94
		<b>Targeted Public Distribution System (Only BPL)</b>				
	(iii)	<b>05D02</b>	Off take {Tonnes}	6,19,965	5,68,567	92

## JHARKHAND

				Target	Achievement	
Sl. No.	Sub Sl. No.	Item Code	Item/Parameter Name {Units}	April,2010-March,2011	April,2010-March,2011	Percent Achievement
(1)	(2)	(3)	(4)	(5)	(5)/(4)	
7			<b>Rural Housing - Indira Awaas Yojana</b>			
	(i)	06A01	Houses constructed {Number}	1,67,691	1,24,353	74
8			<b>Rural Areas - Accelerated Rural Water Supply Programme</b>			
	(i)	07A02	Slipped back habitations and habitations with water quality problems addressed-ARWSP {Number}	1,099	20	2
9			<b>Sanitation Programme in Rural Areas</b>			
	(i)	08D01	Individual Household latrines constructed {Number}	**	2,96,678	
10			<b>Institutional Delivery</b>			
	(i)	08E01	Delivery in institutions {Number}	**	3,40,144	
11			<b>SC Families Assisted</b>			
	(i)	10A01	SC Families Assisted {Number}	5,50,000	8,74,565	159
12			<b>Universalization of ICDS Scheme</b>			
	(i)	12A01	ICDS Blocks Operational (Cumulative) {Number}	204	204	100
13			<b>Functional Anganwadis</b>			
	(i)	12B01	Anganwadis Functional (Cumulative) {Number}	38,186	38,310	100
14			<b>Afforestation ( Public and Forest Lands)</b>			
	(i)	15A01	Area Covered under Plantation {Hectares}	50,000	21,914	44
	(ii)	15A02	Seedlings planted {Number}	3,25,00,000	2,48,13,110	76
15			<b>Rural Roads - PMGSY</b>			
	(i)	17A01	Length of Road Constructed {Kilometer}	1,482	2,842	192
16			<b>Rajiv Gandhi Grameen Vidyutikaran Yojana</b>			
	(i)	18B01	Villages electrified {Number}	4,650	3,901	84
17			<b>Supply of Electricity</b>			
	(i)	18E02	Electricity supplied {Million Units}	6,195	5,985	97

**Note:**

\* - Target Not Received.

\*\* - Non-Targetable.

1 **Very Good(90% or above of targets)**

01B01, 01E02, 05B02, 05D02, 10A01, 12A01, 12B01, 17A01, 18E02

2 **Good(Between 80% to 90% targets)**

18B01

3 **Poor(Below 80% of targets)**

05A02, 06A01, 07A02, 15A01, 15A02

**KARNATAKA**

				Target	Achievement	
Sl. No.	Sub Sl. No.	Item Code	Item/Parameter Name {Units}	April,2010-March,2011	April,2010-March,2011	Percent Achievement
(1)	(2)	(3)	(4)	(5)	(5)/(4)	
<b>1</b>		<b>Employment generation under the NREG Scheme</b>				
	(i)	<b>01A01</b>	No. of job cards issued {Number}	**	16,70,812	
	(ii)	<b>01A02</b>	Employment generated {Number}	**	10,98,85,000	
	(iii)	<b>01A03</b>	Wages given {Rupees}	**	16,08,02,24,000	
<b>2</b>		<b>Swaranjayanti Gram Swarozgar Yojana</b>				
	(i)	<b>01B01</b>	Individual Swarozgaries Assisted {Number}	13,067	12,507	96
	(ii)	<b>01B02</b>	Individual SC Swarozgaries Assisted {Number}	**	4,474	
	(iii)	<b>01B03</b>	Individual ST Swarozgaries Assisted {Number}	**	1,508	
	(iv)	<b>01B04</b>	Individual Women Swarozgaries Assisted {Number}	**	9,351	
	(v)	<b>01B05</b>	Individual Disabled Swarozgaries Assisted {Number}	**	656	
<b>3</b>		<b>Self Help Groups (SHG)</b>				
	(i)	<b>01E01</b>	Formed under SGSY {Number}	**	7,388	
	(ii)	<b>01E02</b>	To whom income generating activities provided {Number}	7,526	7,388	98
<b>4</b>		<b>Distribution of waste land to the landless</b>				
	(i)	<b>03E01</b>	Total Land Distributed {Hectare}	**	0	
	(ii)	<b>03E02</b>	Land Distributed to SC {Hectare}	**	0	
	(iii)	<b>03E03</b>	Land Distributed to ST {Hectare}	**	0	
	(iv)	<b>03E04</b>	Land Distributed to Others {Hectare}	**	0	
<b>5</b>		<b>Minimum Wages Enforcement (including Farm Labour)</b>				
	(i)	<b>04B01</b>	Agriculture and Farm Workers: Inspections made {Number}	**	0	
	(ii)	<b>04B02</b>	Agriculture and Farm Workers: Irregularities detected {Number}	**	0	
	(iii)	<b>04B03</b>	Agriculture and Farm Workers: Irregularities rectified {Number}	**	0	
	(iv)	<b>04B04</b>	Agriculture and Farm Workers: Claims filed {Number}	**	0	
	(v)	<b>04B05</b>	Agriculture and Farm Workers: Claims settled {Number}	**	0	
	(vi)	<b>04B06</b>	Agriculture and Farm Workers: Prosecution cases Pending {Number}	**	0	
	(vii)	<b>04B07</b>	Agriculture and Farm Workers: Prosecution cases filed {Number}	**	0	
	(viii)	<b>04B08</b>	Agriculture and Farm Workers: Prosecution cases decided {Number}	**	0	
	(ix)	<b>04B10</b>	Agriculture and Farm Workers: Others {Number}	**	0	
<b>6</b>		<b>Food Security:</b>				
		<b>Targeted Public Distribution system (APL+BPL+AAAY)</b>				
	(i)	<b>05A02</b>	Off take {Tonnes}	22,60,476	21,32,040	94
		<b>Targeted Public Distribution system (only AAAY)</b>				
	(ii)	<b>05B02</b>	Off take {Tonnes}	5,03,892	4,55,472	90
		<b>Targeted Public Distribution System (Only BPL)</b>				
	(iii)	<b>05D02</b>	Off take {Tonnes}	8,10,384	8,20,164	101

# KARNATAKA

				Target	Achievement	
Sl. No.	Sub Sl. No.	Item Code	Item/Parameter Name {Units}	April,2010-March,2011	April,2010-March,2011	Percent Achievement
(1)	(2)	(3)	(4)	(5)	(5)/(4)	
<b>7</b>		<b>Rural Housing - Indira Awaas Yojana</b>				
	(i)	<b>06A01</b>	Houses constructed {Number}	99,055	95,311	96
<b>8</b>		<b>EWS/LIG Houses in Urban Areas</b>				
	(i)	<b>06B01</b>	Houses constructed {Number}	9,000	685	8
<b>9</b>		<b>Rural Areas - Accelerated Rural Water Supply Programme</b>				
	(i)	<b>07A02</b>	Slipped back habitations and habitations with water quality problems addressed-ARWSP {Number}	8,750	4,955	57
<b>10</b>		<b>Sanitation Programme in Rural Areas</b>				
	(i)	<b>08D01</b>	Individual Household latrines constructed {Number}	**	8,10,104	
<b>11</b>		<b>Institutional Delivery</b>				
	(i)	<b>08E01</b>	Delivery in institutions {Number}	**	7,25,625	
<b>12</b>		<b>SC Families Assisted</b>				
	(i)	<b>10A01</b>	SC Families Assisted {Number}	5,00,000	6,75,071	135
<b>13</b>		<b>Universalization of ICDS Scheme</b>				
	(i)	<b>12A01</b>	ICDS Blocks Operational (Cumulative) {Number}	185	185	100
<b>14</b>		<b>Functional Anganwadis</b>				
	(i)	<b>12B01</b>	Anganwadis Functional (Cumulative) {Number}	63,377	63,358	100
<b>15</b>		<b>No. of Urban poor families assisted under Seven Point Charter</b>				
	(i)	<b>14A01</b>	Poor Families Assisted {Number}	12,250	9,240	75
<b>16</b>		<b>Afforestation ( Public and Forest Lands)</b>				
	(i)	<b>15A01</b>	Area Covered under Plantation {Hectares}	1,00,000	94,376	94
	(ii)	<b>15A02</b>	Seedlings planted {Number}	6,50,00,000	8,27,89,000	127
<b>17</b>		<b>Rural Roads - PMGSY</b>				
	(i)	<b>17A01</b>	Length of Road Constructed {Kilometer}	1,000	1,849	185
<b>18</b>		<b>Rajiv Gandhi Grameen Vidyutikaran Yojana</b>				
	(i)	<b>18B01</b>	Villages electrified {Number}	10	6	60
<b>19</b>		<b>Energising pump sets</b>				
	(i)	<b>18D01</b>	Pumps sets energized {Number}	25,400	31,595	124
<b>20</b>		<b>Supply of Electricity</b>				
	(i)	<b>18E02</b>	Electricity supplied {Million Units}	50,474	46,624	92

Note:

\* - Target Not Received.

\*\* - Non-Targetable.

**1** *Very Good(90% or above of targets)*

01B01, 01E02, 05A02, 05B02, 05D02, 06A01, 10A01, 12A01, 12B01, 15A01, 15A02, 17A01, 18D01, 18E02

**2** *Poor(Below 80% of targets)*

06B01, 07A02, 14A01, 18B01



**KERALA**

				Target	Achievement	
Sl. No.	Sub Sl. No.	Item Code	Item/Parameter Name {Units}	April,2010-March,2011	April,2010-March,2011	Percent Achievement
(1)	(2)	(3)	(4)	(5)	(5)/(4)	
<b>1</b>		<b>Employment generation under the NREG Scheme</b>				
	(i)	<b>01A01</b>	No. of job cards issued {Number}	**	4,83,744	
	(ii)	<b>01A02</b>	Employment generated {Number}	**	4,55,51,141	
	(iii)	<b>01A03</b>	Wages given {Rupees}	**	6,22,91,99,469	
<b>2</b>		<b>Swaranjayanti Gram Swarozgar Yojana</b>				
	(i)	<b>01B01</b>	Individual Swarozgaries Assisted {Number}	5,863	7,185	123
	(ii)	<b>01B02</b>	Individual SC Swarozgaries Assisted {Number}	**	5,582	
	(iii)	<b>01B03</b>	Individual ST Swarozgaries Assisted {Number}	**	577	
	(iv)	<b>01B04</b>	Individual Women Swarozgaries Assisted {Number}	**	4,023	
	(v)	<b>01B05</b>	Individual Disabled Swarozgaries Assisted {Number}	**	725	
<b>3</b>		<b>Self Help Groups (SHG)</b>				
	(i)	<b>01E01</b>	Formed under SGSY {Number}	**	1,986	
	(ii)	<b>01E02</b>	To whom income generating activities provided {Number}	3,377	3,377	100
<b>4</b>		<b>Distribution of waste land to the landless</b>				
	(i)	<b>03E01</b>	Total Land Distributed {Hectare}	**	0	
	(ii)	<b>03E02</b>	Land Distributed to SC {Hectare}	**	0	
	(iii)	<b>03E03</b>	Land Distributed to ST {Hectare}	**	0	
	(iv)	<b>03E04</b>	Land Distributed to Others {Hectare}	**	0	
<b>5</b>		<b>Minimum Wages Enforcement (including Farm Labour)</b>				
	(i)	<b>04B01</b>	Agriculture and Farm Workers: Inspections made {Number}	**	1	
	(ii)	<b>04B02</b>	Agriculture and Farm Workers: Irregularities detected {Number}	**	3	
	(iii)	<b>04B03</b>	Agriculture and Farm Workers: Irregularities rectified {Number}	**	21	
	(iv)	<b>04B04</b>	Agriculture and Farm Workers: Claims filed {Number}	**	0	
	(v)	<b>04B05</b>	Agriculture and Farm Workers: Claims settled {Number}	**	0	
	(vi)	<b>04B06</b>	Agriculture and Farm Workers: Prosecution cases Pending {Number}	**	0	
	(vii)	<b>04B07</b>	Agriculture and Farm Workers: Prosecution cases filed {Number}	**	0	
	(viii)	<b>04B08</b>	Agriculture and Farm Workers: Prosecution cases decided {Number}	**	0	
	(ix)	<b>04B10</b>	Agriculture and Farm Workers: Others {Number}	**	0	
<b>6</b>		<b>Food Security:</b>				
		<b>Targeted Public Distribution system (APL+BPL+AAAY)</b>				
	(i)	<b>05A02</b>	Off take {Tonnes}	13,99,646	13,73,157	98
		<b>Targeted Public Distribution system (only AAAY)</b>				
	(ii)	<b>05B02</b>	Off take {Tonnes}	2,50,260	2,56,364	102
		<b>Targeted Public Distribution System (Only BPL)</b>				
	(iii)	<b>05D02</b>	Off take {Tonnes}	4,02,348	4,10,892	102

**KERALA**

				Target	Achievement	
Sl. No.	Sub Sl. No.	Item Code	Item/Parameter Name {Units}	April,2010-March,2011	April,2010-March,2011	Percent Achievement
(1)	(2)	(3)	(4)	(5)	(5)/(4)	
<b>7</b>			<b>Rural Housing - Indira Awaas Yojana</b>			
	(i)	<b>06A01</b>	Houses constructed {Number}	55,084	54,853	100
<b>8</b>			<b>EWS/LIG Houses in Urban Areas</b>			
	(i)	<b>06B01</b>	Houses constructed {Number}	8,000	580	7
<b>9</b>			<b>Rural Areas - Accelerated Rural Water Supply Programme</b>			
	(i)	<b>07A02</b>	Slipped back habitations and habitations with water quality problems addressed-ARWSP {Number}	744	0	0
<b>10</b>			<b>Sanitation Programme in Rural Areas</b>			
	(i)	<b>08D01</b>	Individual Household latrines constructed {Number}	**	20,241	
<b>11</b>			<b>Institutional Delivery</b>			
	(i)	<b>08E01</b>	Delivery in institutions {Number}	**	3,75,805	
<b>12</b>			<b>SC Families Assisted</b>			
	(i)	<b>10A01</b>	SC Families Assisted {Number}	33,000	64,702	196
<b>13</b>			<b>Universalization of ICDS Scheme</b>			
	(i)	<b>12A01</b>	ICDS Blocks Operational (Cumulative) {Number}	258	258	100
<b>14</b>			<b>Functional Anganwadis</b>			
	(i)	<b>12B01</b>	Anganwadis Functional (Cumulative) {Number}	33,115	33,019	100
<b>15</b>			<b>No. of Urban poor families assisted under Seven Point Charter</b>			
	(i)	<b>14A01</b>	Poor Families Assisted {Number}	11,000	7,322	67
<b>16</b>			<b>Afforestation ( Public and Forest Lands)</b>			
	(i)	<b>15A01</b>	Area Covered under Plantation {Hectares}	9,000	8,463	94
	(ii)	<b>15A02</b>	Seedlings planted {Number}	58,50,000	91,83,743	157
<b>17</b>			<b>Rural Roads - PMGSY</b>			
	(i)	<b>17A01</b>	Length of Road Constructed {Kilometer}	156	246	158
<b>18</b>			<b>Energising pump sets</b>			
	(i)	<b>18D01</b>	Pumps sets energized {Number}	12,000	11,390	95
<b>19</b>			<b>Supply of Electricity</b>			
	(i)	<b>18E02</b>	Electricity supplied {Million Units}	18,023	17,767	99

**Note:**

\* - Target Not Received.

\*\* - Non-Targetable.

**1** *Very Good(90% or above of targets)*

01B01, 01E02, 05A02, 05B02, 05D02, 06A01, 10A01, 12A01, 12B01, 15A01, 15A02, 17A01, 18D01, 18E02

**2** *Poor(Below 80% of targets)*

06B01, 07A02, 14A01

**MADHYA PRADESH**

				Target	Achievement	
Sl. No.	Sub Sl. No.	Item Code	Item/Parameter Name {Units}	April,2010-March,2011	April,2010-March,2011	Percent Achievement
(1)	(2)	(3)	(4)	(5)	(5)/(4)	
<b>1</b>		<b>Employment generation under the NREG Scheme</b>				
	(i)	<b>01A01</b>	No. of job cards issued {Number}	**	1,83,241	
	(ii)	<b>01A02</b>	Employment generated {Number}	**	12,65,78,000	
	(iii)	<b>01A03</b>	Wages given {Rupees}	**	13,00,19,75,000	
<b>2</b>		<b>Swaranjayanti Gram Swarozgar Yojana</b>				
	(i)	<b>01B01</b>	Individual Swarozgaries Assisted {Number}	19,587	96,361	492
	(ii)	<b>01B02</b>	Individual SC Swarozgaries Assisted {Number}	**	22,960	
	(iii)	<b>01B03</b>	Individual ST Swarozgaries Assisted {Number}	**	34,633	
	(iv)	<b>01B04</b>	Individual Women Swarozgaries Assisted {Number}	**	49,251	
	(v)	<b>01B05</b>	Individual Disabled Swarozgaries Assisted {Number}	**	3,098	
<b>3</b>		<b>Self Help Groups (SHG)</b>				
	(i)	<b>01E01</b>	Formed under SGSY {Number}	**	23,193	
	(ii)	<b>01E02</b>	To whom income generating activities provided {Number}	11,282	15,695	139
<b>4</b>		<b>Distribution of waste land to the landless</b>				
	(i)	<b>03E01</b>	Total Land Distributed {Hectare}	**	0	
	(ii)	<b>03E02</b>	Land Distributed to SC {Hectare}	**	0	
	(iii)	<b>03E03</b>	Land Distributed to ST {Hectare}	**	0	
	(iv)	<b>03E04</b>	Land Distributed to Others {Hectare}	**	0	
<b>5</b>		<b>Minimum Wages Enforcement (including Farm Labour)</b>				
	(i)	<b>04B01</b>	Agriculture and Farm Workers: Inspections made {Number}	**	0	
	(ii)	<b>04B02</b>	Agriculture and Farm Workers: Irregularities detected {Number}	**	0	
	(iii)	<b>04B03</b>	Agriculture and Farm Workers: Irregularities rectified {Number}	**	0	
	(iv)	<b>04B04</b>	Agriculture and Farm Workers: Claims filed {Number}	**	0	
	(v)	<b>04B05</b>	Agriculture and Farm Workers: Claims settled {Number}	**	0	
	(vi)	<b>04B06</b>	Agriculture and Farm Workers: Prosecution cases Pending {Number}	**	0	
	(vii)	<b>04B07</b>	Agriculture and Farm Workers: Prosecution cases filed {Number}	**	0	
	(viii)	<b>04B08</b>	Agriculture and Farm Workers: Prosecution cases decided {Number}	**	0	
	(ix)	<b>04B10</b>	Agriculture and Farm Workers: Others {Number}	**	0	
<b>6</b>		<b>Food Security:</b>				
		<b>Targeted Public Distribution system (APL+BPL+AAAY)</b>				
	(i)	<b>05A02</b>	Off take {Tonnes}	26,10,454	27,07,860	104
		<b>Targeted Public Distribution system (only AAAY)</b>				
	(ii)	<b>05B02</b>	Off take {Tonnes}	6,64,260	5,93,133	89
		<b>Targeted Public Distribution System (Only BPL)</b>				
	(iii)	<b>05D02</b>	Off take {Tonnes}	10,68,216	13,21,076	124

**MADHYA PRADESH**

				Target	Achievement	
Sl. No.	Sub Sl. No.	Item Code	Item/Parameter Name {Units}	April,2010-March,2011	April,2010-March,2011	Percent Achievement
(1)	(2)	(3)	(4)	(5)	(5)/(4)	
<b>7</b>		<b>Rural Housing - Indira Awaas Yojana</b>				
	(i)	<b>06A01</b>	Houses constructed {Number}	79,073	39,714	50
<b>8</b>		<b>EWS/LIG Houses in Urban Areas</b>				
	(i)	<b>06B01</b>	Houses constructed {Number}	3,000	2,810	94
<b>9</b>		<b>Rural Areas - Accelerated Rural Water Supply Programme</b>				
	(i)	<b>07A02</b>	Slipped back habitations and habitations with water quality problems addressed-ARWSP {Number}	13,300	13,600	102
<b>10</b>		<b>Sanitation Programme in Rural Areas</b>				
	(i)	<b>08D01</b>	Individual Household latrines constructed {Number}	**	11,66,016	
<b>11</b>		<b>Institutional Delivery</b>				
	(i)	<b>08E01</b>	Delivery in institutions {Number}	**	13,30,637	
<b>12</b>		<b>SC Families Assisted</b>				
	(i)	<b>10A01</b>	SC Families Assisted {Number}	2,43,000	2,30,067	95
<b>13</b>		<b>Universalization of ICDS Scheme</b>				
	(i)	<b>12A01</b>	ICDS Blocks Operational (Cumulative) {Number}	453	453	100
<b>14</b>		<b>Functional Anganwadis</b>				
	(i)	<b>12B01</b>	Anganwadis Functional (Cumulative) {Number}	90,999	83,944	92
<b>15</b>		<b>No. of Urban poor families assisted under Seven Point Charter</b>				
	(i)	<b>14A01</b>	Poor Families Assisted {Number}	4,000	7,812	195
<b>16</b>		<b>Afforestation ( Public and Forest Lands)</b>				
	(i)	<b>15A01</b>	Area Covered under Plantation {Hectares}	2,70,000	1,68,678	62
	(ii)	<b>15A02</b>	Seedlings planted {Number}	17,55,00,000	10,96,41,000	62
<b>17</b>		<b>Rural Roads - PMGSY</b>				
	(i)	<b>17A01</b>	Length of Road Constructed {Kilometer}	4,488	9,155	204
<b>18</b>		<b>Rajiv Gandhi Grameen Vidyutikaran Yojana</b>				
	(i)	<b>18B01</b>	Villages electrified {Number}	150	187	125
<b>19</b>		<b>Energising pump sets</b>				
	(i)	<b>18D01</b>	Pumps sets energized {Number}	8,800	33,283	378
<b>20</b>		<b>Supply of Electricity</b>				
	(i)	<b>18E02</b>	Electricity supplied {Million Units}	48,437	38,644	80

**Note:**

\* - Target Not Received.

\*\* - Non-Targetable.

**1** *Very Good(90% or above of targets)*

01B01, 01E02, 05A02, 05D02, 06B01, 07A02, 10A01, 12A01, 12B01, 14A01, 17A01, 18B01, 18D01

**2** *Good(Between 80% to 90% targets)*

05B02, 18E02

**3** *Poor(Below 80% of targets)*

06A01, 15A01, 15A02

**MAHARASHTRA**

Sl. No.	Sub Sl.	Item Code	Item/Parameter Name {Units}	Target April,2010-March,2011	Achievement April,2010-March,2011	Percent Achievement
(1)	(2)	(3)	(4)	(5)	(5)/(4)	
<b>1</b>		<b>Employment generation under the NREG Scheme</b>				
	(i)	<b>01A01</b>	No. of job cards issued {Number}	**	2,31,943	
	(ii)	<b>01A02</b>	Employment generated {Number}	**	1,37,33,931	
	(iii)	<b>01A03</b>	Wages given {Rupees}	**	2,10,33,90,000	
<b>2</b>		<b>Swaranjayanti Gram Swarozgar Yojana</b>				
	(i)	<b>01B01</b>	Individual Swarozgaries Assisted {Number}	25,829	23,837	92
	(ii)	<b>01B02</b>	Individual SC Swarozgaries Assisted {Number}	**	6,833	
	(iii)	<b>01B03</b>	Individual ST Swarozgaries Assisted {Number}	**	4,931	
	(iv)	<b>01B04</b>	Individual Women Swarozgaries Assisted {Number}	**	6,034	
	(v)	<b>01B05</b>	Individual Disabled Swarozgaries Assisted {Number}	**	1,451	
<b>3</b>		<b>Self Help Groups (SHG)</b>				
	(i)	<b>01E01</b>	Formed under SGSY {Number}	**	14,756	
	(ii)	<b>01E02</b>	To whom income generating activities provided {Number}	14,878	14,465	97
<b>4</b>		<b>Distribution of waste land to the landless</b>				
	(i)	<b>03E01</b>	Total Land Distributed {Hectare}	**	0	
	(ii)	<b>03E02</b>	Land Distributed to SC {Hectare}	**	0	
	(iii)	<b>03E03</b>	Land Distributed to ST {Hectare}	**	0	
	(iv)	<b>03E04</b>	Land Distributed to Others {Hectare}	**	0	
<b>5</b>		<b>Minimum Wages Enforcement (including Farm Labour)</b>				
	(i)	<b>04B01</b>	Agriculture and Farm Workers: Inspections made {Number}	**	0	
	(ii)	<b>04B02</b>	Agriculture and Farm Workers: Irregularities detected {Number}	**	0	
	(iii)	<b>04B03</b>	Agriculture and Farm Workers: Irregularities rectified {Number}	**	0	
	(iv)	<b>04B04</b>	Agriculture and Farm Workers: Claims filed {Number}	**	0	
	(v)	<b>04B05</b>	Agriculture and Farm Workers: Claims settled {Number}	**	0	
	(vi)	<b>04B06</b>	Agriculture and Farm Workers: Prosecution cases Pending {Number}	**	0	
	(vii)	<b>04B07</b>	Agriculture and Farm Workers: Prosecution cases filed {Number}	**	0	
	(viii)	<b>04B08</b>	Agriculture and Farm Workers: Prosecution cases decided {Number}	**	0	
	(ix)	<b>04B10</b>	Agriculture and Farm Workers: Others {Number}	**	0	
<b>6</b>		<b>Food Security:</b>				
		<b>Targeted Public Distribution system (APL+BPL+AAAY)</b>				
	(i)	<b>05A02</b>	Off take {Tonnes}	44,90,412	36,87,169	82
		<b>Targeted Public Distribution system (only AAAY)</b>				
	(ii)	<b>05B02</b>	Off take {Tonnes}	10,34,880	9,43,946	91
		<b>Targeted Public Distribution System (Only BPL)</b>				
	(iii)	<b>05D02</b>	Off take {Tonnes}	17,09,424	16,57,242	97

**MAHARASHTRA**

Sl. No.	Sub Sl.	Item Code	Item/Parameter Name {Units}	Target April,2010-March,2011	Achievement April,2010-March,2011	Percent Achievement
(1)	(2)	(3)	(4)	(5)	(5)/(4)	
<b>7</b>			<b>Rural Housing - Indira Awaas Yojana</b>			
	(i)	<b>06A01</b>	Houses constructed {Number}	1,55,052	1,56,575	101
<b>8</b>			<b>EWS/LIG Houses in Urban Areas</b>			
	(i)	<b>06B01</b>	Houses constructed {Number}	7,500	26,499	353
<b>9</b>			<b>Rural Areas - Accelerated Rural Water Supply Programme</b>			
	(i)	<b>07A02</b>	Slipped back habitations and habitations with water quality problems addressed-ARWSP {Number}	9,745	8,987	92
<b>10</b>			<b>Sanitation Programme in Rural Areas</b>			
	(i)	<b>08D01</b>	Individual Household latrines constructed {Number}	**	5,62,183	
<b>11</b>			<b>Institutional Delivery</b>			
	(i)	<b>08E01</b>	Delivery in institutions {Number}	**	13,09,199	
<b>12</b>			<b>SC Families Assisted</b>			
	(i)	<b>10A01</b>	SC Families Assisted {Number}	1,54,000	2,99,192	194
<b>13</b>			<b>Universalization of ICDS Scheme</b>			
	(i)	<b>12A01</b>	ICDS Blocks Operational (Cumulative) {Number}	553	553	100
<b>14</b>			<b>Functional Anganwadis</b>			
	(i)	<b>12B01</b>	Anganwadis Functional (Cumulative) {Number}	1,10,486	90,774	82
<b>15</b>			<b>No. of Urban poor families assisted under Seven Point Charter</b>			
	(i)	<b>14A01</b>	Poor Families Assisted {Number}	10,000	52,301	523
<b>16</b>			<b>Afforestation ( Public and Forest Lands)</b>			
	(i)	<b>15A01</b>	Area Covered under Plantation {Hectares}	1,75,000	1,78,498	102
	(ii)	<b>15A02</b>	Seedlings planted {Number}	11,37,50,000	13,81,57,000	121
<b>17</b>			<b>Rural Roads - PMGSY</b>			
	(i)	<b>17A01</b>	Length of Road Constructed {Kilometer}	1,292	3,654	283
<b>18</b>			<b>Supply of Electricity</b>			
	(i)	<b>18E02</b>	Electricity supplied {Million Units}	1,28,296	1,07,018	83

**Note:**

\* - Target Not Received.

\*\* - Non-Targetable.

**1** *Very Good(90% or above of targets)*

01B01, 01E02, 05B02, 05D02, 06A01, 06B01, 07A02, 10A01, 12A01, 14A01, 15A01, 15A02, 17A01

**2** *Good(Between 80% to 90% targets)*

05A02, 12B01, 18E02

**MANIPUR**

				Target	Achievement	
Sl. No.	Sub Sl. No.	Item Code	Item/Parameter Name {Units}	April,2010-March,2011	April,2010-March,2011	Percent Achievement
(1)	(2)	(3)	(4)	(5)	(5)/(4)	
<b>1</b>		<b>Employment generation under the NREG Scheme</b>				
	(i)	<b>01A01</b>	No. of job cards issued {Number}	**	68,786	
	(ii)	<b>01A02</b>	Employment generated {Number}	**	2,95,61,000	
	(iii)	<b>01A03</b>	Wages given {Rupees}	**	2,74,77,17,000	
<b>2</b>		<b>Swaranjayanti Gram Swarozgar Yojana</b>				
	(i)	<b>01B01</b>	Individual Swarozgaries Assisted {Number}	1,385	303	22
	(ii)	<b>01B02</b>	Individual SC Swarozgaries Assisted {Number}	**	0	
	(iii)	<b>01B03</b>	Individual ST Swarozgaries Assisted {Number}	**	0	
	(iv)	<b>01B04</b>	Individual Women Swarozgaries Assisted {Number}	**	0	
	(v)	<b>01B05</b>	Individual Disabled Swarozgaries Assisted {Number}	**	0	
<b>3</b>		<b>Self Help Groups (SHG)</b>				
	(i)	<b>01E01</b>	Formed under SGSY {Number}	**	725	
	(ii)	<b>01E02</b>	To whom income generating activities provided {Number}	798	718	90
<b>4</b>		<b>Distribution of waste land to the landless</b>				
	(i)	<b>03E01</b>	Total Land Distributed {Hectare}	**	0	
	(ii)	<b>03E02</b>	Land Distributed to SC {Hectare}	**	0	
	(iii)	<b>03E03</b>	Land Distributed to ST {Hectare}	**	0	
	(iv)	<b>03E04</b>	Land Distributed to Others {Hectare}	**	0	
<b>5</b>		<b>Minimum Wages Enforcement (including Farm Labour)</b>				
	(i)	<b>04B01</b>	Agriculture and Farm Workers: Inspections made {Number}	**	618	
	(ii)	<b>04B02</b>	Agriculture and Farm Workers: Irregularities detected {Number}	**	8	
	(iii)	<b>04B03</b>	Agriculture and Farm Workers: Irregularities rectified {Number}	**	8	
	(iv)	<b>04B04</b>	Agriculture and Farm Workers: Claims filed {Number}	**	0	
	(v)	<b>04B05</b>	Agriculture and Farm Workers: Claims settled {Number}	**	0	
	(vi)	<b>04B06</b>	Agriculture and Farm Workers: Prosecution cases Pending {Number}	**	0	
	(vii)	<b>04B07</b>	Agriculture and Farm Workers: Prosecution cases filed {Number}	**	0	
	(viii)	<b>04B08</b>	Agriculture and Farm Workers: Prosecution cases decided {Number}	**	0	
	(ix)	<b>04B10</b>	Agriculture and Farm Workers: Others {Number}	**	0	
<b>6</b>		<b>Food Security:</b>				
		<b>Targeted Public Distribution system (APL+BPL+AAAY)</b>				
	(i)	<b>05A02</b>	Off take {Tonnes}	1,41,844	71,209	50
		<b>Targeted Public Distribution system (only AAY)</b>				
	(ii)	<b>05B02</b>	Off take {Tonnes}	26,724	17,699	66
		<b>Targeted Public Distribution System (Only BPL)</b>				
	(iii)	<b>05D02</b>	Off take {Tonnes}	43,008	25,881	60

**MANIPUR**

				Target	Achievement	
Sl. No.	Sub Sl. No.	Item Code	Item/Parameter Name {Units}	April,2010-March,2011	April,2010-March,2011	Percent Achievement
(1)	(2)	(3)	(4)	(5)	(5)/(4)	
<b>7</b>			<b>Rural Housing - Indira Awaas Yojana</b>			
	(i)	<b>06A01</b>	Houses constructed {Number}	6,707	7,132	106
<b>8</b>			<b>Rural Areas - Accelerated Rural Water Supply Programme</b>			
	(i)	<b>07A02</b>	Slipped back habitations and habitations with water quality problems addressed-ARWSP {Number}	330	229	69
<b>9</b>			<b>Sanitation Programme in Rural Areas</b>			
	(i)	<b>08D01</b>	Individual Household latrines constructed {Number}	**	49,576	
<b>10</b>			<b>Institutional Delivery</b>			
	(i)	<b>08E01</b>	Delivery in institutions {Number}	**	25,554	
<b>11</b>			<b>SC Families Assisted</b>			
	(i)	<b>10A01</b>	SC Families Assisted {Number}	550	0	0
<b>12</b>			<b>Universalization of ICDS Scheme</b>			
	(i)	<b>12A01</b>	ICDS Blocks Operational (Cumulative) {Number}	42	42	100
<b>13</b>			<b>Functional Anganwadis</b>			
	(i)	<b>12B01</b>	Anganwadis Functional (Cumulative) {Number}	11,510	9,721	84
<b>14</b>			<b>Afforestation ( Public and Forest Lands)</b>			
	(i)	<b>15A01</b>	Area Covered under Plantation {Hectares}	10,000	10,532	105
	(ii)	<b>15A02</b>	Seedlings planted {Number}	65,00,000	74,14,243	114
<b>15</b>			<b>Rural Roads - PMGSY</b>			
	(i)	<b>17A01</b>	Length of Road Constructed {Kilometer}	335	496	148
<b>16</b>			<b>Rajiv Gandhi Grameen Vidyutikaran Yojana</b>			
	(i)	<b>18B01</b>	Villages electrified {Number}	150	149	99
<b>17</b>			<b>Supply of Electricity</b>			
	(i)	<b>18E02</b>	Electricity supplied {Million Units}	568	505	89

**Note:**

\* - Target Not Received.

\*\* - Non-Targetable.

- 1** *Very Good(90% or above of targets)*  
01E02, 06A01, 12A01, 15A01, 15A02, 17A01, 18B01
- 2** *Good(Between 80% to 90% targets)*  
12B01, 18E02
- 3** *Poor(Below 80% of targets)*  
01B01, 05A02, 05B02, 05D02, 07A02, 10A01



**MEGHALAYA**

				Target	Achievement	
Sl. No.	Sub Sl. No.	Item Code	Item/Parameter Name {Units}	April,2010-March,2011	April,2010-March,2011	Percent Achievement
(1)	(2)	(3)	(4)	(5)	(5)/(4)	
<b>1</b>		<b>Employment generation under the NREG Scheme</b>				
	(i)	<b>01A01</b>	No. of job cards issued {Number}	**	11,679	
	(ii)	<b>01A02</b>	Employment generated {Number}	**	1,99,81,000	
	(iii)	<b>01A03</b>	Wages given {Rupees}	**	3,17,95,98,000	
<b>2</b>		<b>Swaranjayanti Gram Swarozgar Yojana</b>				
	(i)	<b>01B01</b>	Individual Swarozgaries Assisted {Number}	1,551	6,308	407
	(ii)	<b>01B02</b>	Individual SC Swarozgaries Assisted {Number}	**	0	
	(iii)	<b>01B03</b>	Individual ST Swarozgaries Assisted {Number}	**	37,068	
	(iv)	<b>01B04</b>	Individual Women Swarozgaries Assisted {Number}	**	25,303	
	(v)	<b>01B05</b>	Individual Disabled Swarozgaries Assisted {Number}	**	122	
<b>3</b>		<b>Self Help Groups (SHG)</b>				
	(i)	<b>01E01</b>	Formed under SGSY {Number}	**	956	
	(ii)	<b>01E02</b>	To whom income generating activities provided {Number}	894	2,400	268
<b>4</b>		<b>Distribution of waste land to the landless</b>				
	(i)	<b>03E01</b>	Total Land Distributed {Hectare}	**	0	
	(ii)	<b>03E02</b>	Land Distributed to SC {Hectare}	**	0	
	(iii)	<b>03E03</b>	Land Distributed to ST {Hectare}	**	0	
	(iv)	<b>03E04</b>	Land Distributed to Others {Hectare}	**	0	
<b>5</b>		<b>Minimum Wages Enforcement (including Farm Labour)</b>				
	(i)	<b>04B01</b>	Agriculture and Farm Workers: Inspections made {Number}	**	0	
	(ii)	<b>04B02</b>	Agriculture and Farm Workers: Irregularities detected {Number}	**	0	
	(iii)	<b>04B03</b>	Agriculture and Farm Workers: Irregularities rectified {Number}	**	0	
	(iv)	<b>04B04</b>	Agriculture and Farm Workers: Claims filed {Number}	**	0	
	(v)	<b>04B05</b>	Agriculture and Farm Workers: Claims settled {Number}	**	0	
	(vi)	<b>04B06</b>	Agriculture and Farm Workers: Prosecution cases Pending {Number}	**	0	
	(vii)	<b>04B07</b>	Agriculture and Farm Workers: Prosecution cases filed {Number}	**	0	
	(viii)	<b>04B08</b>	Agriculture and Farm Workers: Prosecution cases decided {Number}	**	0	
	(ix)	<b>04B10</b>	Agriculture and Farm Workers: Others {Number}	**	0	
<b>6</b>		<b>Food Security:</b>				
		<b>Targeted Public Distribution system (APL+BPL+AAY)</b>				
	(i)	<b>05A02</b>	Off take {Tonnes}	1,82,928	1,56,605	86
		<b>Public Distribution system (only AAY)</b>				
	(ii)	<b>05B02</b>	Off take {Tonnes}	29,484	29,024	98
		<b>Targeted Public Distribution System (Only BPL)</b>				
	(iii)	<b>05D02</b>	Off take {Tonnes}	47,376	45,893	97

**MEGHALAYA**

				Target	Achievement	
Sl. No.	Sub Sl. No.	Item Code	Item/Parameter Name {Units}	April,2010-March,2011	April,2010-March,2011	Percent Achievement
(1)	(2)	(3)	(4)	(5)	(5)/(4)	
<b>7</b>			<b>Rural Housing - Indira Awaas Yojana</b>			
	(i)	<b>06A01</b>	Houses constructed {Number}	11,681	10,649	91
<b>8</b>			<b>Rural Areas - Accelerated Rural Water Supply Programme</b>			
	(i)	<b>07A02</b>	Slipped back habitations and habitations with water quality problems addressed-ARWSP {Number}	840	380	45
<b>9</b>			<b>Sanitation Programme in Rural Areas</b>			
	(i)	<b>08D01</b>	Individual Household latrines constructed {Number}	**	65,417	
<b>10</b>			<b>Institutional Delivery</b>			
	(i)	<b>08E01</b>	Delivery in institutions {Number}	**	33,772	
<b>11</b>			<b>Universalization of ICDS Scheme</b>			
	(i)	<b>12A01</b>	ICDS Blocks Operational (Cumulative) {Number}	41	41	100
<b>12</b>			<b>Functional Anganwadis</b>			
	(i)	<b>12B01</b>	Anganwadis Functional (Cumulative) {Number}	5,115	5,112	100
<b>13</b>			<b>Afforestation ( Public and Forest Lands)</b>			
	(i)	<b>15A01</b>	Area Covered under Plantation {Hectares}	3,000	654	22
	(ii)	<b>15A02</b>	Seedlings planted {Number}	19,50,000	23,78,167	122
<b>14</b>			<b>Rural Roads - PMGSY</b>			
	(i)	<b>17A01</b>	Length of Road Constructed {Kilometer}	64	64	100
<b>15</b>			<b>Rajiv Gandhi Grameen Vidyutikaran Yojana</b>			
	(i)	<b>18B01</b>	Villages electrified {Number}	200	13	6
<b>16</b>			<b>Supply of Electricity</b>			
	(i)	<b>18E02</b>	Electricity supplied {Million Units}	1,545	1,352	88

**Note:**

\* - Target Not Received.

\*\* - Non-Targetable.

**1** *Very Good(90% or above of targets)*

01B01, 01E02, 05B02, 05D02, 06A01, 12A01, 12B01, 15A02, 17A01

**2** *Good(Between 80% to 90% targets)*

05A02, 18E02

**3** *Poor(Below 80% of targets)*

07A02, 15A01, 18B01

**MIZORAM**

				Target	Achievement	
Sl. No.	Sub Sl. No.	Item Code	Item/Parameter Name {Units}	April,2010-March,2011	April,2010-March,2011	Percent Achievement
(1)	(2)	(3)	(4)	(5)	(5)/(4)	
<b>1</b>		<b>Employment generation under the NREG Scheme</b>				
	(i)	<b>01A01</b>	No. of job cards issued {Number}	**	7,988	
	(ii)	<b>01A02</b>	Employment generated {Number}	**	0	
	(iii)	<b>01A03</b>	Wages given {Rupees}	**	0	
<b>2</b>		<b>Swaranjayanti Gram Swarozgar Yojana</b>				
	(i)	<b>01B01</b>	Individual Swarozgaries Assisted {Number}	359	834	232
	(ii)	<b>01B02</b>	Individual SC Swarozgaries Assisted {Number}	**	0	
	(iii)	<b>01B03</b>	Individual ST Swarozgaries Assisted {Number}	**	0	
	(iv)	<b>01B04</b>	Individual Women Swarozgaries Assisted {Number}	**	0	
	(v)	<b>01B05</b>	Individual Disabled Swarozgaries Assisted {Number}	**	0	
<b>3</b>		<b>Self Help Groups (SHG)</b>				
	(i)	<b>01E01</b>	Formed under SGSY {Number}	**	0	
	(ii)	<b>01E02</b>	To whom income generating activities provided {Number}	207	465	225
<b>4</b>		<b>Distribution of waste land to the landless</b>				
	(i)	<b>03E01</b>	Total Land Distributed {Hectare}	**	0	
	(ii)	<b>03E02</b>	Land Distributed to SC {Hectare}	**	0	
	(iii)	<b>03E03</b>	Land Distributed to ST {Hectare}	**	0	
	(iv)	<b>03E04</b>	Land Distributed to Others {Hectare}	**	0	
<b>5</b>		<b>Minimum Wages Enforcement (including Farm Labour)</b>				
	(i)	<b>04B01</b>	Agriculture and Farm Workers: Inspections made {Number}	**	0	
	(ii)	<b>04B02</b>	Agriculture and Farm Workers: Irregularities detected {Number}	**	0	
	(iii)	<b>04B03</b>	Agriculture and Farm Workers: Irregularities rectified {Number}	**	0	
	(iv)	<b>04B04</b>	Agriculture and Farm Workers: Claims filed {Number}	**	0	
	(v)	<b>04B05</b>	Agriculture and Farm Workers: Claims settled {Number}	**	0	
	(vi)	<b>04B06</b>	Agriculture and Farm Workers: Prosecution cases Pending {Number}	**	0	
	(vii)	<b>04B07</b>	Agriculture and Farm Workers: Prosecution cases filed {Number}	**	0	
	(viii)	<b>04B08</b>	Agriculture and Farm Workers: Prosecution cases decided {Number}	**	0	
	(ix)	<b>04B10</b>	Agriculture and Farm Workers: Others {Number}	**	0	
<b>6</b>		<b>Food Security:</b>				
		<b>Targeted Public Distribution system (APL+BPL+AAAY)</b>				
	(i)	<b>05A02</b>	Off take {Tonnes}	70,140	64,502	92
		<b>Targeted Public Distribution system (only AAAY)</b>				
	(ii)	<b>05B02</b>	Off take {Tonnes}	10,920	9,938	91
		<b>Targeted Public Distribution System (Only BPL)</b>				
	(iii)	<b>05D02</b>	Off take {Tonnes}	17,640	16,439	93

**MIZORAM**

				Target	Achievement	
Sl. No.	Sub Sl. No.	Item Code	Item/Parameter Name {Units}	April,2010-March,2011	April,2010-March,2011	Percent Achievement
(1)	(2)	(3)	(4)	(5)	(5)/(4)	
<b>7</b>			<b>Rural Housing - Indira Awaas Yojana</b>			
	(i)	<b>06A01</b>	Houses constructed {Number}	2,489	3,187	128
<b>8</b>			<b>EWS/LIG Houses in Urban Areas</b>			
	(i)	<b>06B01</b>	Houses constructed {Number}	300	490	163
<b>9</b>			<b>Rural Areas - Accelerated Rural Water Supply Programme</b>			
	(i)	<b>07A02</b>	Slipped back habitations and habitations with water quality problems addressed-ARWSP {Number}	124	0	0
<b>10</b>			<b>Sanitation Programme in Rural Areas</b>			
	(i)	<b>08D01</b>	Individual Household latrines constructed {Number}	**	1,611	
<b>11</b>			<b>Institutional Delivery</b>			
	(i)	<b>08E01</b>	Delivery in institutions {Number}	**	18,211	
<b>12</b>			<b>Universalization of ICDS Scheme</b>			
	(i)	<b>12A01</b>	ICDS Blocks Operational (Cumulative) {Number}	27	27	100
<b>13</b>			<b>Functional Anganwadis</b>			
	(i)	<b>12B01</b>	Anganwadis Functional (Cumulative) {Number}	1,980	1,980	100
<b>14</b>			<b>No. of Urban poor families assisted under Seven Point Charter</b>			
		<b>14A01</b>	Poor Families Assisted {Number}	400	0	0
<b>15</b>			<b>Afforestation ( Public and Forest Lands)</b>			
	(i)	<b>15A01</b>	Area Covered under Plantation {Hectares}	6,000	7,197	120
	(ii)	<b>15A02</b>	Seedlings planted {Number}	39,00,000	27,90,065	72
<b>16</b>			<b>Rural Roads - PMGSY</b>			
	(i)	<b>17A01</b>	Length of Road Constructed {Kilometer}	150	251	167
<b>17</b>			<b>Rajiv Gandhi Grameen Vidyutikaran Yojana</b>			
	(i)	<b>18B01</b>	Villages electrified {Number}	40	53	132
<b>18</b>			<b>Supply of Electricity</b>			
	(i)	<b>18E02</b>	Electricity supplied {Million Units}	369	315	85

**Note:**

\* - Target Not Received.

\*\* - Non-Targetable.

**1** *Very Good(90% or above of targets)*

01B01, 01E02, 05A02, 05B02, 05D02, 06A01, 06B01, 12A01, 12B01, 15A01, 17A01, 18B01

**2** *Good(Between 80% to 90% targets)*

18E02

**3** *Poor(Below 80% of targets)*

07A02, 14A01, 15A02

**NAGALAND**

				Target	Achievement	
Sl. No.	Sub Sl. No.	Item Code	Item/Parameter Name {Units}	April,2010-March,2011	April,2010-March,2011	Percent Achievement
(1)	(2)	(3)	(4)	(5)	(5)/(4)	
<b>1</b>		<b>Employment generation under the NREG Scheme</b>				
	(i)	<b>01A01</b>	No. of job cards issued {Number}	**	24,017	
	(ii)	<b>01A02</b>	Employment generated {Number}	**	3,34,34,800	
	(iii)	<b>01A03</b>	Wages given {Rupees}	**	3,43,96,65,200	
<b>2</b>		<b>Swaranjayanti Gram Swarozgar Yojana</b>				
	(i)	<b>01B01</b>	Individual Swarozgaries Assisted {Number}	1,064	783	74
	(ii)	<b>01B02</b>	Individual SC Swarozgaries Assisted {Number}	**	0	
	(iii)	<b>01B03</b>	Individual ST Swarozgaries Assisted {Number}	**	446	
	(iv)	<b>01B04</b>	Individual Women Swarozgaries Assisted {Number}	**	313	
	(v)	<b>01B05</b>	Individual Disabled Swarozgaries Assisted {Number}	**	24	
<b>3</b>		<b>Self Help Groups (SHG)</b>				
	(i)	<b>01E01</b>	Formed under SGSY {Number}	**	703	
	(ii)	<b>01E02</b>	To whom income generating activities provided {Number}	613	432	70
<b>4</b>		<b>Distribution of waste land to the landless</b>				
	(i)	<b>03E01</b>	Total Land Distributed {Hectare}	**	0	
	(ii)	<b>03E02</b>	Land Distributed to SC {Hectare}	**	0	
	(iii)	<b>03E03</b>	Land Distributed to ST {Hectare}	**	0	
	(iv)	<b>03E04</b>	Land Distributed to Others {Hectare}	**	0	
<b>5</b>		<b>Minimum Wages Enforcement (including Farm Labour)</b>				
	(i)	<b>04B01</b>	Agriculture and Farm Workers: Inspections made {Number}	**	0	
	(ii)	<b>04B02</b>	Agriculture and Farm Workers: Irregularities detected {Number}	**	0	
	(iii)	<b>04B03</b>	Agriculture and Farm Workers: Irregularities rectified {Number}	**	0	
	(iv)	<b>04B04</b>	Agriculture and Farm Workers: Claims filed {Number}	**	0	
	(v)	<b>04B05</b>	Agriculture and Farm Workers: Claims settled {Number}	**	0	
	(vi)	<b>04B06</b>	Agriculture and Farm Workers: Prosecution cases Pending {Number}	**	0	
	(vii)	<b>04B07</b>	Agriculture and Farm Workers: Prosecution cases filed {Number}	**	0	
	(viii)	<b>04B08</b>	Agriculture and Farm Workers: Prosecution cases decided {Number}	**	0	
	(ix)	<b>04B10</b>	Agriculture and Farm Workers: Others {Number}	**	0	
<b>6</b>		<b>Food Security:</b>				
		<b>Targeted Public Distribution system (APL+BPL+AAAY)</b>				
	(i)	<b>05A02</b>	Off take {Tonnes}	1,26,876	1,38,126	109
		<b>Targeted Public Distribution system (only AAAY)</b>				
	(ii)	<b>05B02</b>	Off take {Tonnes}	19,968	20,826	104
		<b>Targeted Public Distribution System (Only BPL)</b>				
	(iii)	<b>05D02</b>	Off take {Tonnes}	32,112	34,868	109

**NAGALAND**

				Target	Achievement	
Sl. No.	Sub Sl. No.	Item Code	Item/Parameter Name {Units}	April,2010-March,2011	April,2010-March,2011	Percent Achievement
(1)	(2)	(3)	(4)	(5)	(5)/(4)	
<b>7</b>		<b>Rural Housing - Indira Awaas Yojana</b>				
	(i)	<b>06A01</b>	Houses constructed {Number}	7,730	12,992	168
<b>8</b>		<b>EWS/LIG Houses in Urban Areas</b>				
	(i)	<b>06B01</b>	Houses constructed {Number}	1,500	2,930	195
<b>9</b>		<b>Rural Areas - Accelerated Rural Water Supply Programme</b>				
	(i)	<b>07A02</b>	Slipped back habitations and habitations with water quality problems addressed-ARWSP {Number}	105	0	0
<b>10</b>		<b>Sanitation Programme in Rural Areas</b>				
	(i)	<b>08D01</b>	Individual Household latrines constructed {Number}	**	18,224	
<b>11</b>		<b>Institutional Delivery</b>				
	(i)	<b>08E01</b>	Delivery in institutions {Number}	**	0	
<b>12</b>		<b>Universalization of ICDS Scheme</b>				
	(i)	<b>12A01</b>	ICDS Blocks Operational (Cumulative) {Number}	59	59	100
<b>13</b>		<b>Functional Anganwadis</b>				
	(i)	<b>12B01</b>	Anganwadis Functional (Cumulative) {Number}	3,455	3,455	100
<b>14</b>		<b>No. of Urban poor families assisted under Seven Point Charter</b>				
	(i)	<b>14A01</b>	Poor Families Assisted {Number}	2,000	0	0
<b>15</b>		<b>Afforestation ( Public and Forest Lands)</b>				
	(i)	<b>15A01</b>	Area Covered under Plantation {Hectares}	6,000	0	0
	(ii)	<b>15A02</b>	Seedlings planted {Number}	39,00,000	0	0
<b>16</b>		<b>Rural Roads - PMGSY</b>				
	(i)	<b>17A01</b>	Length of Road Constructed {Kilometer}	150	86	57
<b>17</b>		<b>Rajiv Gandhi Grameen Vidyutikaran Yojana</b>				
	(i)	<b>18B01</b>	Villages electrified {Number}	25	43	172
<b>18</b>		<b>Supply of Electricity</b>				
	(i)	<b>18E02</b>	Electricity supplied {Million Units}	583	520	89

**Note:**

\* - Target Not Received.

\*\* - Non-Targetable.

- 1** *Very Good(90% or above of targets)*  
05A02, 05B02, 05D02, 06A01, 06B01, 12A01, 12B01, 18B01
- 2** *Good(Between 80% to 90% targets)*  
18E02
- 3** *Poor(Below 80% of targets)*  
01B01, 01E02, 07A02, 14A01, 15A01, 15A02, 17A01

**ORISSA**

				Target	Achievement	
Sub	SL. No.	Item	Item/Parameter Name {Units}	April,2010-March,2011	April,2010-March,2011	Percent Achievement
(1)	(2)	(3)	(4)	(5)	(5)/(4)	
<b>1</b>		<b>Employment generation under the NREG Scheme</b>				
	(i)	<b>01A01</b>	No. of job cards issued {Number}	**	4,32,244	
	(ii)	<b>01A02</b>	Employment generated {Number}	**	9,75,59,000	
	(iii)	<b>01A03</b>	Wages given {Rupees}	**	9,34,50,83,000	
<b>2</b>		<b>Swaranjayanti Gram Swarajgar Yojana</b>				
	(i)	<b>01B01</b>	Individual Swarozgaries Assisted {Number}	19,793	22,249	112
	(ii)	<b>01B02</b>	Individual SC Swarozgaries Assisted {Number}	**	6,691	
	(iii)	<b>01B03</b>	Individual ST Swarozgaries Assisted {Number}	**	5,666	
	(iv)	<b>01B04</b>	Individual Women Swarozgaries Assisted {Number}	**	6,496	
	(v)	<b>01B05</b>	Individual Disabled Swarozgaries Assisted {Number}	**	2,592	
<b>3</b>		<b>Self Help Groups (SHG)</b>				
	(i)	<b>01E01</b>	Formed under SGSY {Number}	**	8,536	
	(ii)	<b>01E02</b>	To whom income generating activities provided {Number}	11,401	9,316	82
<b>4</b>		<b>Distribution of waste land to the landless</b>				
	(i)	<b>03E01</b>	Total Land Distributed {Hectare}	**	1,111	
	(ii)	<b>03E02</b>	Land Distributed to SC {Hectare}	**	207	
	(iii)	<b>03E03</b>	Land Distributed to ST {Hectare}	**	656	
	(iv)	<b>03E04</b>	Land Distributed to Others {Hectare}	**	249	
<b>5</b>		<b>Minimum Wages Enforcement (including Farm Labour)</b>				
	(i)	<b>04B01</b>	Agriculture and Farm Workers: Inspections made {Number}	**	0	
	(ii)	<b>04B02</b>	Agriculture and Farm Workers: Irregularities detected {Number}	**	0	
	(iii)	<b>04B03</b>	Agriculture and Farm Workers: Irregularities rectified {Number}	**	0	
	(iv)	<b>04B04</b>	Agriculture and Farm Workers: Claims filed {Number}	**	0	
	(v)	<b>04B05</b>	Agriculture and Farm Workers: Claims settled {Number}	**	0	
	(vi)	<b>04B06</b>	Agriculture and Farm Workers: Prosecution cases Pending {Number}	**	0	
	(vii)	<b>04B07</b>	Agriculture and Farm Workers: Prosecution cases filed {Number}	**	0	
	(viii)	<b>04B08</b>	Agriculture and Farm Workers: Prosecution cases decided {Number}	**	0	
	(ix)	<b>04B10</b>	Agriculture and Farm Workers: Others {Number}	**	0	
<b>6</b>		<b>Food Security:</b>				
		<b>Targeted Public Distribution system (APL+BPL+AAAY)</b>				
	(i)	<b>05A02</b>	Off take {Tonnes}	22,21,788	20,52,089	92
		<b>Targeted Public Distribution system (only AAAY)</b>				
	(ii)	<b>05B02</b>	Off take {Tonnes}	5,31,120	5,20,996	98
		<b>Targeted Public Distribution System (Only BPL)</b>				
	(iii)	<b>05D02</b>	Off take {Tonnes}	11,65,572	11,18,944	96

**ORISSA**

			Target	Achievement	
SL. No.	Sub SL. No.	Item Code Item/Parameter Name {Units}	April,2010-March,2011	April,2010-March,2011	Percent Achievement
(1)	(2)	(3)	(4)	(5)	(5)/(4)
<b>7</b>		<b>Rural Housing - Indira Awaas Yojana</b>			
	(i)	<b>06A01</b> Houses constructed {Number}	1,49,100	1,71,223	115
<b>8</b>		<b>EWS/LIG Houses in Urban Areas</b>			
	(i)	<b>06B01</b> Houses constructed {Number}	1,500	18	1
<b>9</b>		<b>Rural Areas - Accelerated Rural Water Supply Programme</b>			
	(i)	<b>07A02</b> Slipped back habitations and habitations with water quality problems addressed-ARWSP {Number}	5,494	7,525	137
<b>10</b>		<b>Sanitation Programme in Rural Areas</b>			
	(i)	<b>08D01</b> Individual Household latrines constructed {Number}	**	8,53,303	
<b>11</b>		<b>Institutional Delivery</b>			
	(i)	<b>08E01</b> Delivery in institutions {Number}	**	5,51,626	
<b>12</b>		<b>SC Families Assisted</b>			
	(i)	<b>10A01</b> SC Families Assisted {Number}	72,600	65,006	90
<b>13</b>		<b>Universalization of ICDS Scheme</b>			
	(i)	<b>12A01</b> ICDS Blocks Operational (Cumulative) {Number}	338	326	96
<b>14</b>		<b>Functional Anganwadis</b>			
	(i)	<b>12B01</b> Anganwadis Functional (Cumulative) {Number}	72,873	67,939	93
<b>15</b>		<b>No. of Urban poor families assisted under Seven Point Charter</b>			
	(i)	<b>14A01</b> Poor Families Assisted {Number}	2,050	3,763	184
<b>16</b>		<b>Afforestation ( Public and Forest Lands)</b>			
	(i)	<b>15A01</b> Area Covered under Plantation {Hectares}	1,50,000	2,42,868	162
	(ii)	<b>15A02</b> Seedlings planted {Number}	9,75,00,000	12,44,43,700	128
<b>17</b>		<b>Rural Roads - PMGSY</b>			
	(i)	<b>17A01</b> Length of Road Constructed {Kilometer}	3,800	4,942	130
<b>18</b>		<b>Rajiv Gandhi Grameen Vidyutikaran Yojana</b>			
	(i)	<b>18B01</b> Villages electrified {Number}	6,773	6,768	100
<b>19</b>		<b>Energising pump sets</b>			
	(i)	<b>18D01</b> Pumps sets energized {Number}	1,600	2,086	130
<b>20</b>		<b>Supply of Electricity</b>			
	(i)	<b>18E02</b> Electricity supplied {Million Units}	22,506	22,449	100

**Note:**

\* - Target Not Received.

\*\* - Non-Targetable.

- |          |   |
|----------|---|
| <b>1</b> | <b>Very Good(90% or above of targets)</b><br>01B01, 05A02, 05B02, 05D02, 06A01, 07A02, 10A01, 12A01, 12B01, 14A01, 15A01, 15A02, 17A01, 18B01, 18D01, 18E02 |
| <b>2</b> | <b>Good(Between 80% to 90% targets)</b><br>01E02  |
| <b>3</b> | <b>Poor(Below 80% of targets)</b><br>06B01  |



**PUDUCHERRY**

				Target	Achievement	
Sl. No.	Sub Sl. No.	Item Code	Item/Parameter Name {Units}	April,2010-March,2011	April,2010-March,2011	Percent Achievement
(1)	(2)	(3)	(4)	(5)	(5)/(4)	
<b>1</b>		<b>Employment generation under the NREG Scheme</b>				
	(i)	<b>01A01</b>	No. of job cards issued {Number}	**	3,089	
	(ii)	<b>01A02</b>	Employment generated {Number}	**	13,73,401	
	(iii)	<b>01A03</b>	Wages given {Rupees}	**	13,11,00,000	
<b>2</b>		<b>Swaranjayanti Gram Swarozgar Yojana</b>				
	(i)	<b>01B01</b>	Individual Swarozgaries Assisted {Number}	310	94	30
	(ii)	<b>01B02</b>	Individual SC Swarozgaries Assisted {Number}	**	0	
	(iii)	<b>01B03</b>	Individual ST Swarozgaries Assisted {Number}	**	0	
	(v)	<b>01B04</b>	Individual Women Swarozgaries Assisted {Number}	**	0	
	(v)	<b>01B05</b>	Individual Disabled Swarozgaries Assisted {Number}	**	0	
<b>3</b>		<b>Self Help Groups (SHG)</b>				
	(i)	<b>01E01</b>	Formed under SGSY {Number}	**	176	
	(ii)	<b>01E02</b>	To whom income generating activities provided {Number}	179	174	97
<b>4</b>		<b>Distribution of waste land to the landless</b>				
	(i)	<b>03E01</b>	Total Land Distributed {Hectare}	**	12	
	(ii)	<b>03E02</b>	Land Distributed to SC {Hectare}	**	0	
	(iii)	<b>03E03</b>	Land Distributed to ST {Hectare}	**	0	
	(iv)	<b>03E04</b>	Land Distributed to Others {Hectare}	**	0	
<b>5</b>		<b>Minimum Wages Enforcement (including Farm Labour)</b>				
	(i)	<b>04B01</b>	Agriculture and Farm Workers: Inspections made {Number}	**	0	
	(ii)	<b>04B02</b>	Agriculture and Farm Workers: Irregularities detected {Number}	**	0	
	(iii)	<b>04B03</b>	Agriculture and Farm Workers: Irregularities rectified {Number}	**	0	
	(iv)	<b>04B04</b>	Agriculture and Farm Workers: Claims filed {Number}	**	0	
	(v)	<b>04B05</b>	Agriculture and Farm Workers: Claims settled {Number}	**	0	
	(vi)	<b>04B06</b>	Agriculture and Farm Workers: Prosecution cases Pending {Number}	**	0	
	(vii)	<b>04B07</b>	Agriculture and Farm Workers: Prosecution cases filed {Number}	**	0	
	(viii)	<b>04B08</b>	Agriculture and Farm Workers: Prosecution cases decided {Number}	**	0	
	(ix)	<b>04B10</b>	Agriculture and Farm Workers: Others {Number}	**	0	
<b>6</b>		<b>Food Security:</b>				
		<b>Targeted Public Distribution system (APL+BPL+AA Y)</b>				
	(i)	<b>05A02</b>	Off take {Tonnes}	56,112	48,435	86
		<b>Targeted Public Distribution system (only AA Y)</b>				
	(ii)	<b>05B02</b>	Off take {Tonnes}	13,548	12,385	91
		<b>Targeted Public Distribution System (Only BPL)</b>				
	(iii)	<b>05D02</b>	Off take {Tonnes}	21,564	20,480	95

**PUDUCHERRY**

				Target	Achievement	
Sl. No.	Sub Sl. No.	Item Code	Item/Parameter Name {Units}	April,2010-March,2011	April,2010-March,2011	Percent Achievement
(1)	(2)	(3)	(4)	(5)	(5)/(4)	
<b>7</b>			<b>Rural Housing - Indira Awaas Yojana</b>			
	(i)	<b>06A01</b>	Houses constructed {Number}	1,218	57	5
<b>8</b>			<b>Sanitation Programme in Rural Areas</b>			
	(i)	<b>08D01</b>	Individual Household latrines constructed {Number}	**	77	
<b>9</b>			<b>Institutional Delivery</b>			
	(i)	<b>08E01</b>	Delivery in institutions {Number}	**	42,485	
<b>10</b>			<b>SC Families Assisted</b>			
	(i)	<b>10A01</b>	SC Families Assisted {Number}	5,000	5,025	100
<b>11</b>			<b>Universalization of ICDS Scheme</b>			
	(i)	<b>12A01</b>	ICDS Blocks Operational (Cumulative) {Number}	5	5	100
<b>12</b>			<b>Functional Anganwadis</b>			
	(i)	<b>12B01</b>	Anganwadis Functional (Cumulative) {Number}	788	788	100
<b>13</b>			<b>Afforestation ( Public and Forest Lands)</b>			
	(i)	<b>15A01</b>	Area Covered under Plantation {Hectares}	50	33	66
	(ii)	<b>15A02</b>	Seedlings planted {Number}	33,000	61,096	185
<b>14</b>			<b>Energising pump sets</b>			
	(i)	<b>18D01</b>	Pumps sets energized {Number}	35	43	123
<b>15</b>			<b>Supply of Electricity</b>			
	(i)	<b>18E02</b>	Electricity supplied {Million Units}	2,123	2,039	96

**Note:**

\* - Target Not Received.

\*\* - Non-Targetable.

**1** *Very Good(90% or above of targets)*

01E02, 05B02, 05D02, 10A01, 12A01, 12B01, 15A02, 18D01, 18E02

**2** *Good(Between 80% to 90% targets)*

05A02

**3** *Poor(Below 80% of targets)*

01B01, 06A01, 15A01

**PUNJAB**

				Target	Achievement	
Sl. No.	Sub Sl. No.	Item Code	Item/Parameter Name {Units}	April,2010-March,2011	April,2010-March,2011	Percent Achievement
(1)	(2)	(3)	(4)	(5)	(5)/(4)	
<b>1</b>		<b>Employment generation under the NREG Scheme</b>				
	(i)	<b>01A01</b>	No. of job cards issued {Number}	**	98,664	
	(ii)	<b>01A02</b>	Employment generated {Number}	**	74,66,000	
	(iii)	<b>01A03</b>	Wages given {Rupees}	**	1,00,10,00,000	
<b>2</b>		<b>Swaranjayanti Gram Swarozgar Yojana</b>				
	(i)	<b>01B01</b>	Individual Swarozgaries Assisted {Number}	1,861	6,718	361
	(ii)	<b>01B02</b>	Individual SC Swarozgaries Assisted {Number}	**	4,909	
	(iii)	<b>01B03</b>	Individual ST Swarozgaries Assisted {Number}	**	0	
	(iv)	<b>01B04</b>	Individual Women Swarozgaries Assisted {Number}	**	1,400	
	(v)	<b>01B05</b>	Individual Disabled Swarozgaries Assisted {Number}	**	36	
<b>3</b>		<b>Self Help Groups (SHG)</b>				
	(i)	<b>01E01</b>	Formed under SGSY {Number}	**	896	
	(ii)	<b>01E02</b>	To whom income generating activities provided {Number}	1,072	660	62
<b>4</b>		<b>Distribution of waste land to the landless</b>				
	(i)	<b>03E01</b>	Total Land Distributed {Hectare}	**	0	
	(ii)	<b>03E02</b>	Land Distributed to SC {Hectare}	**	0	
	(iii)	<b>03E03</b>	Land Distributed to ST {Hectare}	**	0	
	(iv)	<b>03E04</b>	Land Distributed to Others {Hectare}	**	0	
<b>5</b>		<b>Minimum Wages Enforcement (including Farm Labour)</b>				
	(i)	<b>04B01</b>	Agriculture and Farm Workers: Inspections made {Number}	**	18	
	(ii)	<b>04B02</b>	Agriculture and Farm Workers: Irregularities detected {Number}	**	0	
	(iii)	<b>04B03</b>	Agriculture and Farm Workers: Irregularities rectified {Number}	**	0	
	(iv)	<b>04B04</b>	Agriculture and Farm Workers: Claims filed {Number}	**	0	
	(v)	<b>04B05</b>	Agriculture and Farm Workers: Claims settled {Number}	**	0	
	(vi)	<b>04B06</b>	Agriculture and Farm Workers: Prosecution cases Pending {Number}	**	0	
	(vii)	<b>04B07</b>	Agriculture and Farm Workers: Prosecution cases filed {Number}	**	0	
	(viii)	<b>04B08</b>	Agriculture and Farm Workers: Prosecution cases decided {Number}	**	0	
	(ix)	<b>04B10</b>	Agriculture and Farm Workers: Others {Number}	**	0	
<b>6</b>		<b>Food Security:</b>				
		<b>Targeted Public Distribution system (APL+BPL+AAV)</b>				
	(i)	<b>05A02</b>	Off take {Tonnes}	7,86,348	6,80,707	87
		<b>Targeted Public Distribution system (only AAV)</b>				
	(ii)	<b>05B02</b>	Off take {Tonnes}	75,360	51,853	69
		<b>Targeted Public Distribution System (Only BPL)</b>				
	(iii)	<b>05D02</b>	Off take {Tonnes}	1,21,176	1,14,963	95

**PUNJAB**

				Target	Achievement	
Sl. No.	Sub Sl. No.	Item Code	Item/Parameter Name {Units}	April,2010-March,2011	April,2010-March,2011	Percent Achievement
(1)	(2)	(3)	(4)	(5)	(5)/(4)	
<b>7</b>			<b>Rural Housing - Indira Awaas Yojana</b>			
	(i)	<b>06A01</b>	Houses constructed {Number}	21,893	22,269	102
<b>8</b>			<b>Rural Areas - Accelerated Rural Water Supply Programme</b>			
	(i)	<b>07A01</b>	Habitations covered (NC and PC) {Number}	16	14	88
	(ii)	<b>07A02</b>	Slipped back habitations and habitations with water quality problems addressed-ARWSP {Number}	2,007	1,704	85
<b>9</b>			<b>Sanitation Programme in Rural Areas</b>			
	(i)	<b>08D01</b>	Individual Household latrines constructed {Number}	**	1,18,415	
<b>10</b>			<b>Institutional Delivery</b>			
	(i)	<b>08E01</b>	Delivery in institutions {Number}	**	2,69,641	
<b>11</b>			<b>SC Families Assisted</b>			
	(i)	<b>10A01</b>	SC Families Assisted {Number}	88,000	82,410	94
<b>12</b>			<b>Universalization of ICDS Scheme</b>			
	(i)	<b>12A01</b>	ICDS Blocks Operational (Cumulative) {Number}	154	154	100
<b>13</b>			<b>Functional Anganwadis</b>			
	(i)	<b>12B01</b>	Anganwadis Functional (Cumulative) {Number}	26,656	26,656	100
<b>14</b>			<b>Afforestation ( Public and Forest Lands)</b>			
	(i)	<b>15A01</b>	Area Covered under Plantation {Hectares}	7,000	13,711	196
	(ii)	<b>15A02</b>	Seedlings planted {Number}	45,50,000	1,34,86,000	296
<b>15</b>			<b>Rural Roads - PMGSY</b>			
	(i)	<b>17A01</b>	Length of Road Constructed {Kilometer}	500	629	126
<b>16</b>			<b>Energising pump sets</b>			
	(i)	<b>18D01</b>	Pumps sets energized {Number}	60,000	36,089	60
<b>17</b>			<b>Supply of Electricity</b>			
	(i)	<b>18E02</b>	Electricity supplied {Million Units}	44,484	41,799	94

**Note:**

\* - Target Not Received.

\*\* - Non-Targetable.

**1** *Very Good(90% or above of targets)*

01B01, 05D02, 06A01, 10A01, 12A01, 12B01, 15A01, 15A02, 17A01, 18E02

**2** *Good(Between 80% to 90% targets)*

05A02, 07A01, 07A02

**3** *Poor(Below 80% of targets)*

01E02, 05B02, 18D01

**RAJASTHAN**

			Target	Achievement	
Sl. No.	Sub Sl. No.	Item Code Item/Parameter Name {Units}	April,2010-March,2011	April,2010-March,2011	Percent Achievement
(1)	(2)	(3)	(4)	(5)	(5)/(4)
<b>1</b>		<b>Employment generation under the NREG Scheme</b>			
	(i)	<b>01A01</b> No. of job cards issued {Number}	**	10,10,575	
	(ii)	<b>01A02</b> Employment generated {Number}	**	30,26,65,000	
	(iii)	<b>01A03</b> Wages given {Rupees}	**	22,75,21,39,000	
<b>2</b>		<b>Swaranjayanti Gram Swarozgar Yojana</b>			
	(i)	<b>01B01</b> Individual Swarozgaries Assisted {Number}	9,922	16,115	162
	(ii)	<b>01B02</b> Individual SC Swarozgaries Assisted {Number}	**	4,177	
	(iii)	<b>01B03</b> Individual ST Swarozgaries Assisted {Number}	**	5,475	
	(iv)	<b>01B04</b> Individual Women Swarozgaries Assisted {Number}	**	5,980	
	(v)	<b>01B05</b> Individual Disabled Swarozgaries Assisted {Number}	**	624	
<b>3</b>		<b>Self Help Groups (SHG)</b>			
	(i)	<b>01E01</b> Formed under SGSY {Number}	**	4,328	
	(ii)	<b>01E02</b> To whom income generating activities provided {Number}	5,715	5,310	93
<b>4</b>		<b>Distribution of waste land to the landless</b>			
	(i)	<b>03E01</b> Total Land Distributed {Hectare}	**	0	
	(ii)	<b>03E02</b> Land Distributed to SC {Hectare}	**	0	
	(iii)	<b>03E03</b> Land Distributed to ST {Hectare}	**	0	
	(iv)	<b>03E04</b> Land Distributed to Others {Hectare}	**	0	
<b>5</b>		<b>Minimum Wages Enforcement (including Farm Labour)</b>			
	(i)	<b>04B01</b> Agriculture and Farm Workers: Inspections made {Number}	**	1,260	
	(ii)	<b>04B02</b> Agriculture and Farm Workers: Irregularities detected {Number}	**	10	
	(iii)	<b>04B03</b> Agriculture and Farm Workers: Irregularities rectified {Number}	**	6	
	(iv)	<b>04B04</b> Agriculture and Farm Workers: Claims filed {Number}	**	0	
	(v)	<b>04B05</b> Agriculture and Farm Workers: Claims settled {Number}	**	3	
	(vi)	<b>04B06</b> Agriculture and Farm Workers: Prosecution cases Pending {Number}	**	40	
	(vii)	<b>04B07</b> Agriculture and Farm Workers: Prosecution cases filed {Number}	**	19	
	(viii)	<b>04B08</b> Agriculture and Farm Workers: Prosecution cases decided {Number}	**	20	
	(ix)	<b>04B10</b> Agriculture and Farm Workers: Others {Number}	**	0	
<b>6</b>		<b>Food Security:</b>			
		<b>Targeted Public Distribution system (APL+BPL+AAAY)</b>			
	(i)	<b>05A02</b> Off take {Tonnes}	20,37,128	19,37,843	95
		<b>Targeted Public Distribution system (only AAAY)</b>			
	(ii)	<b>05B02</b> Off take {Tonnes}	3,91,488	3,84,787	98
		<b>Targeted Public Distribution System (Only BPL)</b>			
	(iii)	<b>05D02</b> Off take {Tonnes}	6,29,532	6,35,059	101

**RAJASTHAN**

			Target	Achievement	
Sl. No.	Sub Sl. No.	Item Code Item/Parameter Name {Units}	April,2010-March,2011	April,2010-March,2011	Percent Achievement
(1)	(2)	(3)	(4)	(5)	(5)/(4)
<b>7</b>		<b>Rural Housing - Indira Awaas Yojana</b>			
	(i)	<b>06A01</b> Houses constructed {Number}	63,362	63,464	100
<b>8</b>		<b>EWS/LIG Houses in Urban Areas</b>			
	(i)	<b>06B01</b> Houses constructed {Number}	2,200	3,078	140
<b>9</b>		<b>Rural Areas - Accelerated Rural Water Supply Programme</b>			
	(i)	<b>07A02</b> Slipped back habitations and habitations with water quality problems addressed-ARWSP {Number}	7,448	7,254	97
<b>10</b>		<b>Sanitation Programme in Rural Areas</b>			
	(i)	<b>08D01</b> Individual Household latrines constructed {Number}	**	7,50,948	
<b>11</b>		<b>Institutional Delivery</b>			
	(i)	<b>08E01</b> Delivery in institutions {Number}	**	12,07,065	
<b>12</b>		<b>SC Families Assisted</b>			
	(i)	<b>10A01</b> SC Families Assisted {Number}	4,12,000	6,21,509	151
<b>13</b>		<b>Universalization of ICDS Scheme</b>			
	(i)	<b>12A01</b> ICDS Blocks Operational (Cumulative) {Number}	304	304	100
<b>14</b>		<b>Functional Anganwadis</b>			
	(i)	<b>12B01</b> Anganwadis Functional (Cumulative) {Number}	61,119	57,406	94
<b>15</b>		<b>No. of Urban poor families assisted under Seven Point Charter</b>			
	(i)	<b>14A01</b> Poor Families Assisted {Number}	3,250	7,287	224
<b>16</b>		<b>Afforestation ( Public and Forest Lands)</b>			
	(i)	<b>15A01</b> Area Covered under Plantation {Hectares}	44,000	96,356	219
	(ii)	<b>15A02</b> Seedlings planted {Number}	1,76,00,000	2,52,64,000	144
<b>17</b>		<b>Rural Roads - PMGSY</b>			
	(i)	<b>17A01</b> Length of Road Constructed {Kilometer}	1,700	3,019	178
<b>18</b>		<b>Rajiv Gandhi Grameen Vidyutikaran Yojana</b>			
	(i)	<b>18B01</b> Villages electrified {Number}	550	741	135
<b>19</b>		<b>Energising pump sets</b>			
	(i)	<b>18D01</b> Pumps sets energized {Number}	65,000	65,649	101
<b>20</b>		<b>Supply of Electricity</b>			
	(i)	<b>18E02</b> Electricity supplied {Million Units}	45,261	44,836	99

**Note:**

\* - Target Not Received.

\*\* - Non-Targetable.

- 1** *Very Good(90% or above of targets)*  
01B01, 01E02, 05A02, 05B02, 05D02, 06A01, 06B01, 07A02, 10A01, 12A01, 12B01, 14A01, 15A01, 15A02, 17A01, 18B01, 18D01, 18E02

**SIKKIM**

			Target	Achievement	
Sl. No.	Sub Sl. No.	Item Code Item/Parameter Name {Units}	April,2010-March,2011	April,2010-March,2011	Percent Achievement
(1)	(2)	(3)	(4)	(5)	(5)/(4)
<b>1</b>		<b>Employment generation under the NREG Scheme</b>			
	(i)	<b>01A01</b> No. of job cards issued {Number}	**	4,191	
	(ii)	<b>01A02</b> Employment generated {Number}	**	48,13,695	
	(iii)	<b>01A03</b> Wages given {Rupees}	**	83,52,16,000	
<b>2</b>		<b>Swaranjayanti Gram Swarozgar Yojana</b>			
	(i)	<b>01B01</b> Individual Swarozgaries Assisted {Number}	398	468	118
	(ii)	<b>01B02</b> Individual SC Swarozgaries Assisted {Number}	**	115	
	(iii)	<b>01B03</b> Individual ST Swarozgaries Assisted {Number}	**	910	
	(iv)	<b>01B04</b> Individual Women Swarozgaries Assisted {Number}	**	1,604	
	(v)	<b>01B05</b> Individual Disabled Swarozgaries Assisted {Number}	**	72	
<b>3</b>		<b>Self Help Groups (SHG)</b>			
	(i)	<b>01E01</b> Formed under SGSY {Number}	**	158	
	(ii)	<b>01E02</b> To whom income generating activities provided {Number}	229	165	72
<b>4</b>		<b>Distribution of waste land to the landless</b>			
	(i)	<b>03E01</b> Total Land Distributed {Hectare}	**	0	
	(ii)	<b>03E02</b> Land Distributed to SC {Hectare}	**	0	
	(iii)	<b>03E03</b> Land Distributed to ST {Hectare}	**	0	
	(iv)	<b>03E04</b> Land Distributed to Others {Hectare}	**	0	
<b>5</b>		<b>Minimum Wages Enforcement (including Farm Labour)</b>			
	(i)	<b>04B01</b> Agriculture and Farm Workers: Inspections made {Number}	**	0	
	(ii)	<b>04B02</b> Agriculture and Farm Workers: Irregularities detected {Number}	**	0	
	(iii)	<b>04B03</b> Agriculture and Farm Workers: Irregularities rectified {Number}	**	0	
	(iv)	<b>04B04</b> Agriculture and Farm Workers: Claims filed {Number}	**	0	
	(v)	<b>04B05</b> Agriculture and Farm Workers: Claims settled {Number}	**	0	
	(vi)	<b>04B06</b> Agriculture and Farm Workers: Prosecution cases Pending {Number}	**	0	
	(vii)	<b>04B07</b> Agriculture and Farm Workers: Prosecution cases filed {Number}	**	0	
	(viii)	<b>04B08</b> Agriculture and Farm Workers: Prosecution cases decided {Number}	**	0	
	(ix)	<b>04B10</b> Agriculture and Farm Workers: Others {Number}	**	0	
<b>6</b>		<b>Food Security:</b>			
		<b>Targeted Public Distribution system (APL+BPL+AAY)</b>			
	(i)	<b>05A02</b> Off take {Tonnes}	44,250	43,000	97
		<b>Targeted Public Distribution system (only AAY)</b>			
	(ii)	<b>05B02</b> Off take {Tonnes}	6,936	6,451	93
		<b>Targeted Public Distribution System (Only BPL)</b>			
	(iii)	<b>05D02</b> Off take {Tonnes}	11,304	10,490	93

**SIKKIM**

			Target	Achievement	
Sl. No.	Sub Sl. No.	Item Code Item/Parameter Name {Units}	April,2010-March,2011	April,2010-March,2011	Percent Achievement
(1)	(2)	(3)	(4)	(5)	(5)/(4)
<b>7</b>		<b>Rural Housing - Indira Awaas Yojana</b>			
	(i)	<b>06A01</b> Houses constructed {Number}	1,478	1,261	85
<b>8</b>		<b>Rural Areas - Accelerated Rural Water Supply Programme</b>			
	(i)	<b>07A02</b> Slipped back habitations and habitations with water quality problems addressed-ARWSP {Number}	175	0	0
<b>9</b>		<b>Sanitation Programme in Rural Areas</b>			
	(i)	<b>08D01</b> Individual Household latrines constructed {Number}	**	0	
<b>10</b>		<b>Institutional Delivery</b>			
	(i)	<b>08E01</b> Delivery in institutions {Number}	**	6,666	
<b>11</b>		<b>SC Families Assisted</b>			
	(i)	<b>10A01</b> SC Families Assisted {Number}	2,200	2,221	101
<b>12</b>		<b>Universalization of ICDS Scheme</b>			
	(i)	<b>12A01</b> ICDS Blocks Operational (Cumulative) {Number}	13	13	100
<b>13</b>		<b>Functional Anganwadis</b>			
	(i)	<b>12B01</b> Anganwadis Functional (Cumulative) {Number}	1,233	1,172	95
<b>14</b>		<b>Afforestation ( Public and Forest Lands)</b>			
	(i)	<b>15A01</b> Area Covered under Plantation {Hectares}	5,000	2,734	55
	(ii)	<b>15A02</b> Seedlings planted {Number}	32,50,000	21,94,000	68
<b>15</b>		<b>Rural Roads - PMGSY</b>			
	(i)	<b>17A01</b> Length of Road Constructed {Kilometer}	147	86	59
<b>16</b>		<b>Rajiv Gandhi Grameen Vidyutikaran Yojana</b>			
	(i)	<b>18B01</b> Villages electrified {Number}	5	18	360
<b>17</b>		<b>Supply of Electricity</b>			
	(i)	<b>18E02</b> Electricity supplied {Million Units}	402	402	100

**Note:**

\* - Target Not Received.

\*\* - Non-Targetable.

**1** *Very Good(90% or above of targets)*

01B01, 05A02, 05B02, 05D02, 10A01, 12A01, 12B01, 18B01, 18E02

**2** *Good(Between 80% to 90% targets)*

06A01

**3** *Poor(Below 80% of targets)*

01E02, 07A02, 15A01, 15A02, 17A01



**TAMIL NADU**

				Target	Achievement	
Sl. No.	Sub Sl. No.	Item Code	Item/Parameter Name {Units}	April,2010-March,2011	April,2010-March,2011	Percent Achievement
(1)	(2)	(3)	(4)	(5)	(5)/(4)	
<b>1</b>		<b>Employment generation under the NREG Scheme</b>				
	(i)	<b>01A01</b>	No. of job cards issued {Number}	**	8,03,668	
	(ii)	<b>01A02</b>	Employment generated {Number}	**	26,85,63,170	
	(iii)	<b>01A03</b>	Wages given {Rupees}	**	22,14,52,91,500	
<b>2</b>		<b>Swaranjayanti Gram Swarozgar Yojana</b>				
	(i)	<b>01B01</b>	Individual Swarozgaries Assisted {Number}	15,300	13,465	88
	(ii)	<b>01B02</b>	Individual SC Swarozgaries Assisted {Number}	**	6,274	
	(iii)	<b>01B03</b>	Individual ST Swarozgaries Assisted {Number}	**	1,062	
	(iv)	<b>01B04</b>	Individual Women Swarozgaries Assisted {Number}	**	8,795	
	(v)	<b>01B05</b>	Individual Disabled Swarozgaries Assisted {Number}	**	4,456	
<b>3</b>		<b>Self Help Groups (SHG)</b>				
	(i)	<b>01E01</b>	Formed under SGSY {Number}	**	29,647	
	(ii)	<b>01E02</b>	To whom income generating activities provided {Number}	8,813	8,738	99
<b>4</b>		<b>Distribution of waste land to the landless</b>				
	(i)	<b>03E01</b>	Total Land Distributed {Hectare}	**	318	
	(ii)	<b>03E02</b>	Land Distributed to SC {Hectare}	**	48	
	(iii)	<b>03E03</b>	Land Distributed to ST {Hectare}	**	0	
	(iv)	<b>03E04</b>	Land Distributed to Others {Hectare}	**	270	
<b>5</b>		<b>Minimum Wages Enforcement (including Farm Labour)</b>				
	(i)	<b>04B01</b>	Agriculture and Farm Workers: Inspections made {Number}	**	0	
	(ii)	<b>04B02</b>	Agriculture and Farm Workers: Irregularities detected {Number}	**	0	
	(iii)	<b>04B03</b>	Agriculture and Farm Workers: Irregularities rectified {Number}	**	0	
	(iv)	<b>04B04</b>	Agriculture and Farm Workers: Claims filed {Number}	**	0	
	(v)	<b>04B05</b>	Agriculture and Farm Workers: Claims settled {Number}	**	0	
	(vi)	<b>04B06</b>	Agriculture and Farm Workers: Prosecution cases Pending {Number}	**	0	
	(vii)	<b>04B07</b>	Agriculture and Farm Workers: Prosecution cases filed {Number}	**	0	
	(viii)	<b>04B08</b>	Agriculture and Farm Workers: Prosecution cases decided {Number}	**	0	
	(ix)	<b>04B10</b>	Agriculture and Farm Workers: Others {Number}	**	0	
<b>6</b>		<b>Food Security:</b>				
		<b>Targeted Public Distribution system (APL+BPL+AAAY)</b>				
	(i)	<b>05A02</b>	Off take {Tonnes}	37,22,832	36,98,126	99
		<b>Targeted Public Distribution system (only AAAY)</b>				
	(ii)	<b>05B02</b>	Off take {Tonnes}	7,83,144	7,75,561	99
		<b>Targeted Public Distribution System (Only BPL)</b>				
	(iii)	<b>05D02</b>	Off take {Tonnes}	12,59,232	12,53,445	100

**TAMIL NADU**

				Target	Achievement	
Sl. No.	Sub Sl. No.	Item Code	Item/Parameter Name {Units}	April,2010-March,2011	April,2010-March,2011	Percent Achievement
(1)	(2)	(3)	(4)	(5)	(5)/(4)	
<b>7</b>		<b>Rural Housing - Indira Awaas Yojana</b>				
	(i)	<b>06A01</b>	Houses constructed {Number}	1,02,939	96,256	94
<b>8</b>		<b>EWS/LIG Houses in Urban Areas</b>				
	(i)	<b>06B01</b>	Houses constructed {Number}	20,000	20,000	100
<b>9</b>		<b>Rural Areas - Accelerated Rural Water Supply Programme</b>				
	(i)	<b>07A02</b>	Slipped back habitations and habitations with water quality problems addressed-ARWSP {Number}	8,009	7,004	87
<b>10</b>		<b>Sanitation Programme in Rural Areas</b>				
	(i)	<b>08D01</b>	Individual Household latrines constructed {Number}	**	4,73,647	
<b>11</b>		<b>Institutional Delivery</b>				
	(i)	<b>08E01</b>	Delivery in institutions {Number}	**	10,80,397	
<b>12</b>		<b>SC Families Assisted</b>				
	(i)	<b>10A01</b>	SC Families Assisted {Number}	9,00,000	9,97,832	111
<b>13</b>		<b>Universalization of ICDS Scheme</b>				
	(i)	<b>12A01</b>	ICDS Blocks Operational (Cumulative) {Number}	434	434	100
<b>14</b>		<b>Functional Anganwadis</b>				
	(i)	<b>12B01</b>	Anganwadis Functional (Cumulative) {Number}	54,439	54,439	100
<b>15</b>		<b>No. of Urban poor families assisted under Seven Point Charter</b>				
	(i)	<b>14A01</b>	Poor Families Assisted {Number}	28,000	40,525	145
<b>16</b>		<b>Afforestation ( Public and Forest Lands)</b>				
	(i)	<b>15A01</b>	Area Covered under Plantation {Hectares}	93,000	95,499	103
	(ii)	<b>15A02</b>	Seedlings planted {Number}	2,84,00,000	3,00,07,910	106
<b>17</b>		<b>Rural Roads - PMGSY</b>				
	(i)	<b>17A01</b>	Length of Road Constructed {Kilometer}	1,020	2,415	237
<b>18</b>		<b>Energising pump sets</b>				
	(i)	<b>18D01</b>	Pumps sets energized {Number}	17,300	25,674	148
<b>19</b>		<b>Supply of Electricity</b>				
	(i)	<b>18E02</b>	Electricity supplied {Million Units}	80,314	75,101	94

**Note:**

\* - Target Not Received.

\*\* - Non-Targetable.

- 1** *Very Good(90% or above of targets)*  
01E02, 05A02, 05B02, 05D02, 06A01, 06B01, 10A01, 12A01, 12B01, 14A01, 15A01, 15A02, 17A01, 18D01, 18E02
- 2** *Good(Between 80% to 90% targets)*  
01B01, 07A02

**TRIPURA**

				Target	Achievement	
Sl. No.	Sub Sl. No.	Item Code	Item/Parameter Name {Units}	April,2010-March,2011	April,2010-March,2011	Percent Achievement
(1)	(2)	(3)	(4)	(5)	(5)/(4)	
<b>1</b>		<b>Employment generation under the NREG Scheme</b>				
	(i)	<b>01A01</b>	No. of job cards issued {Number}	**	30,662	
	(ii)	<b>01A02</b>	Employment generated {Number}	**	37,20,000	
	(iii)	<b>01A03</b>	Wages given {Rupees}	**	3,82,00,56,000	
<b>2</b>		<b>Swaranjayanti Gram Swarozgar Yojana</b>				
	(i)	<b>01B01</b>	Individual Swarozgaries Assisted {Number}	2,500	0	0
	(ii)	<b>01B02</b>	Individual SC Swarozgaries Assisted {Number}	**	0	
	(iii)	<b>01B03</b>	Individual ST Swarozgaries Assisted {Number}	**	0	
	(iv)	<b>01B04</b>	Individual Women Swarozgaries Assisted {Number}	**	0	
	(v)	<b>01B05</b>	Individual Disabled Swarozgaries Assisted {Number}	**	0	
<b>3</b>		<b>Self Help Groups (SHG)</b>				
	(i)	<b>01E01</b>	Formed under SGSY {Number}	**	4,441	
	(ii)	<b>01E02</b>	To whom income generating activities provided {Number}	1,440	559	39
<b>4</b>		<b>Distribution of waste land to the landless</b>				
	(i)	<b>03E01</b>	Total Land Distributed {Hectare}	**	0	
	(ii)	<b>03E02</b>	Land Distributed to SC {Hectare}	**	0	
	(iii)	<b>03E03</b>	Land Distributed to ST {Hectare}	**	0	
	(iv)	<b>03E04</b>	Land Distributed to Others {Hectare}	**	0	
<b>5</b>		<b>Minimum Wages Enforcement (including Farm Labour)</b>				
	(i)	<b>04B01</b>	Agriculture and Farm Workers: Inspections made {Number}	**	0	
	(ii)	<b>04B02</b>	Agriculture and Farm Workers: Irregularities detected {Number}	**	0	
	(iii)	<b>04B03</b>	Agriculture and Farm Workers: Irregularities rectified {Number}	**	0	
	(iv)	<b>04B04</b>	Agriculture and Farm Workers: Claims filed {Number}	**	0	
	(v)	<b>04B05</b>	Agriculture and Farm Workers: Claims settled {Number}	**	0	
	(vi)	<b>04B06</b>	Agriculture and Farm Workers: Prosecution cases Pending {Number}	**	0	
	(vii)	<b>04B07</b>	Agriculture and Farm Workers: Prosecution cases filed {Number}	**	0	
	(viii)	<b>04B08</b>	Agriculture and Farm Workers: Prosecution cases decided {Number}	**	0	
	(ix)	<b>04B10</b>	Agriculture and Farm Workers: Others {Number}	**	0	
<b>6</b>		<b>Food Security:</b>				
		<b>Targeted Public Distribution system (APL+BPL+AAAY)</b>				
	(i)	<b>05A02</b>	Off take {Tonnes}	3,02,622	2,49,020	82
		<b>Targeted Public Distribution system (only AAAY)</b>				
	(ii)	<b>05B02</b>	Off take {Tonnes}	47,520	45,016	95
		<b>Targeted Public Distribution System (Only BPL)</b>				
	(iii)	<b>05D02</b>	Off take {Tonnes}	76,380	72,264	95

**TRIPURA**

				Target	Achievement	
Sl. No.	Sub Sl. No.	Item Code	Item/Parameter Name {Units}	April,2010-March,2011	April,2010-March,2011	Percent Achievement
(1)	(2)	(3)	(4)	(5)	(5)/(4)	
<b>7</b>		<b>Rural Housing - Indira Awaas Yojana</b>				
	(i)	<b>06A01</b>	Houses constructed {Number}	15,050	9,058	60
<b>8</b>		<b>EWS/LIG Houses in Urban Areas</b>				
	(i)	<b>06B01</b>	Houses constructed {Number}	500	680	136
<b>9</b>		<b>Rural Areas - Accelerated Rural Water Supply Programme</b>				
	(i)	<b>07A02</b>	Slipped back habitations and habitations with water quality problems addressed-ARWSP {Number}	825	343	42
<b>10</b>		<b>Sanitation Programme in Rural Areas</b>				
	(i)	<b>08D01</b>	Individual Household latrines constructed {Number}	**	30,392	
<b>11</b>		<b>Institutional Delivery</b>				
	(i)	<b>08E01</b>	Delivery in institutions {Number}	**	38,260	
<b>12</b>		<b>SC Families Assisted</b>				
	(i)	<b>10A01</b>	SC Families Assisted {Number}	22,000	1,717	8
<b>13</b>		<b>Universalization of ICDS Scheme</b>				
	(i)	<b>12A01</b>	ICDS Blocks Operational (Cumulative) {Number}	54	56	104
<b>14</b>		<b>Functional Anganwadis</b>				
	(i)	<b>12B01</b>	Anganwadis Functional (Cumulative) {Number}	9,878	9,906	100
<b>15</b>		<b>No. of Urban poor families assisted under Seven Point Charter</b>				
	(i)	<b>14A01</b>	Poor Families Assisted {Number}	750	2,266	302
<b>16</b>		<b>Afforestation ( Public and Forest Lands)</b>				
	(i)	<b>15A01</b>	Area Covered under Plantation {Hectares}	12,000	16,650	139
	(ii)	<b>15A02</b>	Seedlings planted {Number}	78,00,000	98,00,000	126
<b>17</b>		<b>Rural Roads - PMGSY</b>				
	(i)	<b>17A01</b>	Length of Road Constructed {Kilometer}	400	427	107
<b>18</b>		<b>Rajiv Gandhi Grameen Vidyutikaran Yojana</b>				
	(i)	<b>18B01</b>	Villages electrified {Number}	48	42	88
<b>19</b>		<b>Supply of Electricity</b>				
	(i)	<b>18E02</b>	Electricity supplied {Million Units}	882	801	91

**Note:**

\* - Target Not Received.

\*\* - Non-Targetable.

**1** *Very Good(90% or above of targets)*

05B02, 05D02, 06B01, 12A01, 12B01, 14A01, 15A01, 15A02, 17A01, 18E02

**2** *Good(Between 80% to 90% targets)*

05A02, 18B01

**3** *Poor(Below 80% of targets)*

01B01, 01E02, 06A01, 07A02, 10A01

**UTTARAKHAND**

				Target	Achievement	
Sl. No.	Sub Sl. No.	Item Code	Item/Parameter Name {Units}	April,2010-March,2011	April,2010-March,2011	Percent Achievement
(1)	(2)	(3)	(4)	(5)	(5)/(4)	
<b>1</b>		<b>Employment generation under the NREG Scheme</b>				
	(i)	<b>01A01</b>	No. of job cards issued {Number}	**	81,033	
	(ii)	<b>01A02</b>	Employment generated {Number}	**	2,30,20,900	
	(iii)	<b>01A03</b>	Wages given {Rupees}	**	2,43,17,84,700	
<b>2</b>		<b>Swaranjayanti Gram Swarozgar Yojana</b>				
	(i)	<b>01B01</b>	Individual Swarozgaries Assisted {Number}	3,120	3,603	115
	(ii)	<b>01B02</b>	Individual SC Swarozgaries Assisted {Number}	**	3,198	
	(iii)	<b>01B03</b>	Individual ST Swarozgaries Assisted {Number}	**	180	
	(iv)	<b>01B04</b>	Individual Women Swarozgaries Assisted {Number}	**	747	
	(v)	<b>01B05</b>	Individual Disabled Swarozgaries Assisted {Number}	**	22	
<b>3</b>		<b>Self Help Groups (SHG)</b>				
	(i)	<b>01E01</b>	Formed under SGSY {Number}	**	6,189	
	(ii)	<b>01E02</b>	To whom income generating activities provided {Number}	1,797	2,260	126
<b>4</b>		<b>Distribution of waste land to the landless</b>				
	(i)	<b>03E01</b>	Total Land Distributed {Hectare}	**	0	
	(ii)	<b>03E02</b>	Land Distributed to SC {Hectare}	**	0	
	(iii)	<b>03E03</b>	Land Distributed to ST {Hectare}	**	0	
	(iv)	<b>03E04</b>	Land Distributed to Others {Hectare}	**	0	
<b>5</b>		<b>Minimum Wages Enforcement (including Farm Labour)</b>				
	(i)	<b>04B01</b>	Agriculture and Farm Workers: Inspections made {Number}	**	0	
	(ii)	<b>04B02</b>	Agriculture and Farm Workers: Irregularities detected {Number}	**	0	
	(iii)	<b>04B03</b>	Agriculture and Farm Workers: Irregularities rectified {Number}	**	0	
	(iv)	<b>04B04</b>	Agriculture and Farm Workers: Claims filed {Number}	**	0	
	(v)	<b>04B05</b>	Agriculture and Farm Workers: Claims settled {Number}	**	0	
	(vi)	<b>04B06</b>	Agriculture and Farm Workers: Prosecution cases Pending {Number}	**	0	
	(vii)	<b>04B07</b>	Agriculture and Farm Workers: Prosecution cases filed {Number}	**	0	
	(viii)	<b>04B08</b>	Agriculture and Farm Workers: Prosecution cases decided {Number}	**	0	
	(ix)	<b>04B10</b>	Agriculture and Farm Workers: Others {Number}	**	0	
<b>6</b>		<b>Food Security:</b>				
		<b>Targeted Public Distribution system (APL+BPL+AAAY)</b>				
	(i)	<b>05A02</b>	Off take {Tonnes}	4,74,122	4,55,838	96
		<b>Targeted Public Distribution system (only AAY)</b>				
	(ii)	<b>05B02</b>	Off take {Tonnes}	68,242	67,535	99
		<b>Targeted Public Distribution System (Only BPL)</b>				
	(iii)	<b>05D02</b>	Off take {Tonnes}	1,40,930	1,53,828	109

**UTTARAKHAND**

				Target	Achievement	
Sl. No.	Sub Sl. No.	Item Code	Item/Parameter Name {Units}	April,2010-March,2011	April,2010-March,2011	Percent Achievement
(1)	(2)	(3)	(4)	(5)	(5)/(4)	
<b>7</b>			<b>Rural Housing - Indira Awaas Yojana</b>			
	(i)	<b>06A01</b>	Houses constructed {Number}	15,856	15,932	100
<b>8</b>			<b>EWS/LIG Houses in Urban Areas</b>			
	(i)	<b>06B01</b>	Houses constructed {Number}	200	90	45
<b>9</b>			<b>Rural Areas - Accelerated Rural Water Supply Programme</b>			
	(i)	<b>07A01</b>	Habitations covered (NC and PC) {Number}	26	4	15
	(ii)	<b>07A02</b>	Slipped back habitations and habitations with water quality problems addressed-ARWSP {Number}	1,539	1,320	86
<b>10</b>			<b>Sanitation Programme in Rural Areas</b>			
	(i)	<b>08D01</b>	Individual Household latrines constructed {Number}	**	1,32,913	
<b>11</b>			<b>Institutional Delivery</b>			
	(i)	<b>08E01</b>	Delivery in institutions {Number}	**	92,643	
<b>12</b>			<b>SC Families Assisted</b>			
	(i)	<b>10A01</b>	SC Families Assisted {Number}	7,000	7,143	102
<b>13</b>			<b>Universalization of ICDS Scheme</b>			
	(i)	<b>12A01</b>	ICDS Blocks Operational (Cumulative) {Number}	105	105	100
<b>14</b>			<b>Functional Anganwadis</b>			
	(i)	<b>12B01</b>	Anganwadis Functional (Cumulative) {Number}	23,159	12,769	55
<b>15</b>			<b>No. of Urban poor families assisted under Seven Point Charter</b>			
	(i)	<b>14A01</b>	Poor Families Assisted {Number}	275	278	101
<b>16</b>			<b>Afforestation ( Public and Forest Lands)</b>			
	(i)	<b>15A01</b>	Area Covered under Plantation {Hectares}	16,000	20,044	125
	(ii)	<b>15A02</b>	Seedlings planted {Number}	1,40,00,000	1,61,32,800	115
<b>17</b>			<b>Rural Roads - PMGSY</b>			
	(i)	<b>17A01</b>	Length of Road Constructed {Kilometer}	320	588	184
<b>18</b>			<b>Energising pump sets</b>			
	(i)	<b>18D01</b>	Pumps sets energized {Number}	350	972	278
<b>19</b>			<b>Supply of Electricity</b>			
	(i)	<b>18E02</b>	Electricity supplied {Million Units}	9,850	9,255	94

**Note:**

\* - Target Not Received.

\*\* - Non-Targetable.

**1** *Very Good(90% or above of targets)*

01B01, 01E02, 05A02, 05B02, 05D02, 06A01, 10A01, 12A01, 14A01, 15A01, 15A02, 17A01, 18D01, 18E02

**2** *Good(Between 80% to 90% targets)*

07A02

**3** *Poor(Below 80% of targets)*

06B01, 07A01, 12B01

**UTTAR PRADESH**

				Target	Achievement	
Sl. No.	Sub Sl. No.	Item Code	Item/Parameter Name {Units}	April,2010-March,2011	April,2010-March,2011	Percent Achievement
(1)	(2)	(3)	(4)	(5)	(5)/(4)	
<b>1</b>		<b>Employment generation under the NREG Scheme</b>				
	(i)	<b>01A01</b>	No. of job cards issued {Number}	**	13,65,097	
	(ii)	<b>01A02</b>	Employment generated {Number}	**	33,43,67,000	
	(iii)	<b>01A03</b>	Wages given {Rupees}	**	35,24,95,62,000	
<b>2</b>		<b>Swaranjayanti Gram Swarozgar Yojana</b>				
	(i)	<b>01B01</b>	Individual Swarozgaries Assisted {Number}	59,262	88,080	149
	(ii)	<b>01B02</b>	Individual SC Swarozgaries Assisted {Number}	**	46,457	
	(iii)	<b>01B03</b>	Individual ST Swarozgaries Assisted {Number}	**	214	
	(iv)	<b>01B04</b>	Individual Women Swarozgaries Assisted {Number}	**	26,522	
	(v)	<b>01B05</b>	Individual Disabled Swarozgaries Assisted {Number}	**	1,339	
<b>3</b>		<b>Self Help Groups (SHG)</b>				
	(i)	<b>01E01</b>	Formed under SGSY {Number}	**	52,473	
	(ii)	<b>01E02</b>	To whom income generating activities provided {Number}	34,135	30,228	89
<b>4</b>		<b>Distribution of waste land to the landless</b>				
	(i)	<b>03E01</b>	Total Land Distributed {Hectare}	**	2,777	
	(ii)	<b>03E02</b>	Land Distributed to SC {Hectare}	**	1,786	
	(iii)	<b>03E03</b>	Land Distributed to ST {Hectare}	**	1	
	(iv)	<b>03E04</b>	Land Distributed to Others {Hectare}	**	990	
<b>5</b>		<b>Minimum Wages Enforcement (including Farm Labour)</b>				
	(i)	<b>04B01</b>	Agriculture and Farm Workers: Inspections made {Number}	**	0	
	(ii)	<b>04B02</b>	Agriculture and Farm Workers: Irregularities detected {Number}	**	0	
	(iii)	<b>04B03</b>	Agriculture and Farm Workers: Irregularities rectified {Number}	**	0	
	(iv)	<b>04B04</b>	Agriculture and Farm Workers: Claims filed {Number}	**	0	
	(v)	<b>04B05</b>	Agriculture and Farm Workers: Claims settled {Number}	**	0	
	(vi)	<b>04B06</b>	Agriculture and Farm Workers: Prosecution cases Pending {Number}	**	0	
	(vii)	<b>04B07</b>	Agriculture and Farm Workers: Prosecution cases filed {Number}	**	0	
	(viii)	<b>04B08</b>	Agriculture and Farm Workers: Prosecution cases decided {Number}	**	0	
	(ix)	<b>04B10</b>	Agriculture and Farm Workers: Others {Number}	**	0	
<b>6</b>		<b>Food Security:</b>				
		<b>Targeted Public Distribution system (APL+BPL+AAV)</b>				
	(i)	<b>05A02</b>	Off take {Tonnes}	69,36,948	65,55,953	95
		<b>Targeted Public Distribution system (only AAV)</b>				
	(ii)	<b>05B02</b>	Off take {Tonnes}	17,19,480	16,79,267	98
		<b>Targeted Public Distribution System (Only BPL)</b>				
	(iii)	<b>05D02</b>	Off take {Tonnes}	27,65,700	28,16,831	102

**UTTAR PRADESH**

				Target	Achievement	
Sl. No.	Sub Sl. No.	Item Code	Item/Parameter Name {Units}	April,2010-March,2011	April,2010-March,2011	Percent Achievement
(1)	(2)	(3)	(4)	(5)	(5)/(4)	
<b>7</b>			<b>Rural Housing - Indira Awaas Yojana</b>			
	(i)	<b>06A01</b>	Houses constructed {Number}	3,40,868	3,03,508	89
<b>8</b>			<b>EWS/LIG Houses in Urban Areas</b>			
	(i)	<b>06B01</b>	Houses constructed {Number}	3,200	4,123	129
<b>9</b>			<b>Rural Areas - Accelerated Rural Water Supply Programme</b>			
	(i)	<b>07A02</b>	Slipped back habitations and habitations with water quality problems addressed-ARWSP {Number}	2,142	1,876	88
<b>10</b>			<b>Sanitation Programme in Rural Areas</b>			
	(i)	<b>08D01</b>	Individual Household latrines constructed {Number}	**	29,15,407	
<b>11</b>			<b>Institutional Delivery</b>			
	(i)	<b>08E01</b>	Delivery in institutions {Number}	**	27,71,150	
<b>12</b>			<b>SC Families Assisted</b>			
	(i)	<b>10A01</b>	SC Families Assisted {Number}	2,57,000	2,36,224	92
<b>13</b>			<b>Universalization of ICDS Scheme</b>			
	(i)	<b>12A01</b>	ICDS Blocks Operational (Cumulative) {Number}	897	896	100
<b>14</b>			<b>Functional Anganwadis</b>			
	(i)	<b>12B01</b>	Anganwadis Functional (Cumulative) {Number}	1,87,517	1,69,242	90
<b>15</b>			<b>No. of Urban poor families assisted under Seven Point Charter</b>			
	(i)	<b>14A01</b>	Poor Families Assisted {Number}	4,175	752	18
<b>16</b>			<b>Afforestation ( Public and Forest Lands)</b>			
	(i)	<b>15A01</b>	Area Covered under Plantation {Hectares}	1,00,000	84,516	85
	(ii)	<b>15A02</b>	Seedlings planted {Number}	6,50,00,000	7,66,85,695	118
<b>17</b>			<b>Rural Roads - PMGSY</b>			
	(i)	<b>17A01</b>	Length of Road Constructed {Kilometer}	3,207	3,594	112
<b>18</b>			<b>Energising pump sets</b>			
	(i)	<b>18D01</b>	Pumps sets energized {Number}	22,058	23,544	107
<b>19</b>			<b>Supply of Electricity</b>			
	(i)	<b>18E02</b>	Electricity supplied {Million Units}	76,292	64,846	85

**Note:**

\* - Target Not Received.

\*\* - Non-Targetable.

**1 Very Good(90% or above of targets)**

01B01, 05A02, 05B02, 05D02, 06B01, 10A01, 12A01, 12B01, 15A02, 17A01, 18D01

**2 Good(Between 80% to 90% targets)**

01E02, 06A01, 07A02, 15A01, 18E02

**3 Poor(Below 80% of targets)**

14A01



**WEST BENGAL**

				Target	Achievement	
Sl. No.	Sub Sl. No.	Item Code	Item/Parameter Name {Units}	April,2010-March,2011	April,2010-March,2011	Percent Achievement
(1)	(2)	(3)	(4)	(5)	(5)/(4)	
<b>1</b>		<b>Employment generation under the NREG Scheme</b>				
	(i)	<b>01A01</b>	No. of job cards issued {Number}	**	3,29,368	
	(ii)	<b>01A02</b>	Employment generated {Number}	**	13,43,56,000	
	(iii)	<b>01A03</b>	Wages given {Rupees}	**	13,97,74,01,000	
<b>2</b>		<b>Swaranjayanti Gram Swarozgar Yojana</b>				
	(i)	<b>01B01</b>	Individual Swarozgaries Assisted {Number}	21,996	56,900	259
	(ii)	<b>01B02</b>	Individual SC Swarozgaries Assisted {Number}	**	21,454	
	(iii)	<b>01B03</b>	Individual ST Swarozgaries Assisted {Number}	**	3,274	
	(iv)	<b>01B04</b>	Individual Women Swarozgaries Assisted {Number}	**	49,462	
	(v)	<b>01B05</b>	Individual Disabled Swarozgaries Assisted {Number}	**	106	
<b>3</b>		<b>Self Help Groups (SHG)</b>				
	(i)	<b>01E01</b>	Formed under SGSY {Number}	**	36,348	
	(ii)	<b>01E02</b>	To whom income generating activities provided {Number}	12,670	37,292	294
<b>4</b>		<b>Distribution of waste land to the landless</b>				
	(i)	<b>03E01</b>	Total Land Distributed {Hectare}	**	0	
	(ii)	<b>03E02</b>	Land Distributed to SC {Hectare}	**	0	
	(iii)	<b>03E03</b>	Land Distributed to ST {Hectare}	**	0	
	(iv)	<b>03E04</b>	Land Distributed to Others {Hectare}	**	0	
<b>5</b>		<b>Minimum Wages Enforcement (including Farm Labour)</b>				
	(i)	<b>04B01</b>	Agriculture and Farm Workers: Inspections made {Number}	**	0	
	(ii)	<b>04B02</b>	Agriculture and Farm Workers: Irregularities detected {Number}	**	0	
	(iii)	<b>04B03</b>	Agriculture and Farm Workers: Irregularities rectified {Number}	**	0	
	(iv)	<b>04B04</b>	Agriculture and Farm Workers: Claims filed {Number}	**	0	
	(v)	<b>04B05</b>	Agriculture and Farm Workers: Claims settled {Number}	**	0	
	(vi)	<b>04B06</b>	Agriculture and Farm Workers: Prosecution cases Pending {Number}	**	0	
	(vii)	<b>04B07</b>	Agriculture and Farm Workers: Prosecution cases filed {Number}	**	0	
	(viii)	<b>04B08</b>	Agriculture and Farm Workers: Prosecution cases decided {Number}	**	0	
	(ix)	<b>04B10</b>	Agriculture and Farm Workers: Others {Number}	**	0	
<b>6</b>		<b>Food Security:</b>				
		<b>Targeted Public Distribution system (APL+BPL+AAY)</b>				
	(i)	<b>05A02</b>	Off take {Tonnes}	36,01,864	33,25,618	92
		<b>Targeted Public Distribution system (only AAY)</b>				
	(ii)	<b>05B02</b>	Off take {Tonnes}	6,21,684	4,91,693	79
		<b>Targeted Public Distribution System (Only BPL)</b>				
	(iii)	<b>05D02</b>	Off take {Tonnes}	15,53,580	15,35,429	99

**WEST BENGAL**

			Target	Achievement	
Sl. No.	Sub Sl. No.	Item Code Item/Parameter Name {Units}	April,2010-March,2011	April,2010-March,2011	Percent Achievement
(1)	(2)	(3)	(4)	(5)	(5)/(4)
<b>7</b>		<b>Rural Housing - Indira Awaas Yojana</b>			
	(i)	<b>06A01</b> Houses constructed {Number}	2,05,671	1,62,324	79
<b>8</b>		<b>EWS/LIG Houses in Urban Areas</b>			
	(i)	<b>06B01</b> Houses constructed {Number}	32,000	29,288	92
<b>9</b>		<b>Rural Areas - Accelerated Rural Water Supply Programme</b>			
	(i)	<b>07A02</b> Slipped back habitations and habitations with water quality problems addressed-ARWSP {Number}	6,630	3,001	45
<b>10</b>		<b>Sanitation Programme in Rural Areas</b>			
	(i)	<b>08D01</b> Individual Household latrines constructed {Number}	**	4,66,311	
<b>11</b>		<b>Institutional Delivery</b>			
	(i)	<b>08E01</b> Delivery in institutions {Number}	**	0	
<b>12</b>		<b>SC Families Assisted</b>			
	(i)	<b>10A01</b> SC Families Assisted {Number}	1,10,000	92,912	84
<b>13</b>		<b>Universalization of ICDS Scheme</b>			
	(i)	<b>12A01</b> ICDS Blocks Operational (Cumulative) {Number}	576	414	72
<b>14</b>		<b>Functional Anganwadis</b>			
	(i)	<b>12B01</b> Anganwadis Functional (Cumulative) {Number}	1,17,170	1,10,691	94
<b>15</b>		<b>No. of Urban poor families assisted under Seven Point Charter</b>			
	(i)	<b>14A01</b> Poor Families Assisted {Number}	43,000	29,168	68
<b>16</b>		<b>Afforestation ( Public and Forest Lands)</b>			
	(i)	<b>15A01</b> Area Covered under Plantation {Hectares}	22,000	14,286	65
	(ii)	<b>15A02</b> Seedlings planted {Number}	1,43,00,000	2,87,27,000	201
<b>17</b>		<b>Rural Roads - PMGSY</b>			
	(i)	<b>17A01</b> Length of Road Constructed {Kilometer}	2,137	1,054	49
<b>18</b>		<b>Rajiv Gandhi Grameen Vidyutikaran Yojana</b>			
	(i)	<b>18B01</b> Villages electrified {Number}	60	63	105
<b>19</b>		<b>Energising pump sets</b>			
	(i)	<b>18D01</b> Pumps sets energized {Number}	422	719	170
<b>20</b>		<b>Supply of Electricity</b>			
	(i)	<b>18E02</b> Electricity supplied {Million Units}	36,481	35,847	98

**Note:**

\* - Target Not Received.

\*\* - Non-Targetable.

**1** *Very Good(90% or above of targets)*

01B01, 01E02, 05A02, 05D02, 06B01, 12B01, 15A02, 18B01, 18D01, 18E02

**2** *Good(Between 80% to 90% targets)*

10A01

**3** *Poor(Below 80% of targets)*

05B02, 06A01, 07A02, 12A01, 14A01, 15A01, 17A01

**ANDAMAN AND NICOBAR ISLANDS**

			Target	Achievement	
Sl. No.	Sub. Sl. No.	Item Code Item/Parameter Name {Units}	April,2010-March,2011	April,2010-March,2011	Percent Achievement
(1)	(2)	(3)	(4)	(5)	(5)/(4)
<b>1</b>		<b>Employment generation under the NREG Scheme</b>			
	(i)	<b>01A01</b> No. of job cards issued {Number}	**	2,241	
	(ii)	<b>01A02</b> Employment generated {Number}	**	4,06,121	
	(iii)	<b>01A03</b> Wages given {Rupees}	**	7,62,94,000	
<b>2</b>		<b>Swaranjayanti Gram Swarozgar Yojana</b>			
	(i)	<b>01B01</b> Individual Swarozgaries Assisted {Number}	26	312	1,200
	(ii)	<b>01B02</b> Individual SC Swarozgaries Assisted {Number}	**	0	
	(iii)	<b>01B03</b> Individual ST Swarozgaries Assisted {Number}	**	29	
	(iv)	<b>01B04</b> Individual Women Swarozgaries Assisted {Number}	**	67	
	(v)	<b>01B05</b> Individual Disabled Swarozgaries Assisted {Number}	**	7	
<b>3</b>		<b>Self Help Groups (SHG)</b>			
	(i)	<b>01E01</b> Formed under SGSY {Number}	**	76	
	(ii)	<b>01E02</b> To whom income generating activities provided {Number}	15	68	453
<b>4</b>		<b>Distribution of waste land to the landless</b>			
	(i)	<b>03E01</b> Total Land Distributed {Hectare}	**	0	
	(ii)	<b>03E02</b> Land Distributed to SC {Hectare}	**	0	
	(iii)	<b>03E03</b> Land Distributed to ST {Hectare}	**	0	
	(iv)	<b>03E04</b> Land Distributed to Others {Hectare}	**	0	
<b>5</b>		<b>Minimum Wages Enforcement (including Farm Labour)</b>			
	(i)	<b>04B01</b> Agriculture and Farm Workers: Inspections made {Number}	**	0	
	(ii)	<b>04B02</b> Agriculture and Farm Workers: Irregularities detected {Number}	**	0	
	(iii)	<b>04B03</b> Agriculture and Farm Workers: Irregularities rectified {Number}	**	0	
	(iv)	<b>04B04</b> Agriculture and Farm Workers: Claims filed {Number}	**	0	
	(v)	<b>04B05</b> Agriculture and Farm Workers: Claims settled {Number}	**	0	
	(vi)	<b>04B06</b> Agriculture and Farm Workers: Prosecution cases Pending {Number}	**	0	
	(vii)	<b>04B07</b> Agriculture and Farm Workers: Prosecution cases filed {Number}	**	0	
	(viii)	<b>04B08</b> Agriculture and Farm Workers: Prosecution cases decided {Number}	**	0	
	(ix)	<b>04B10</b> Agriculture and Farm Workers: Others {Number}	**	0	
<b>6</b>		<b>Food Security:</b>			
		<b>Targeted Public Distribution system (APL+BPL+AAV)</b>			
	(i)	<b>05A02</b> Off take {Tonnes}	34,020	17,921	53
		<b>Targeted Public Distribution system (only AAV)</b>			
	(ii)	<b>05B02</b> Off take {Tonnes}	1,800	907	50
		<b>Targeted Public Distribution System (Only BPL)</b>			
	(iii)	<b>05D02</b> Off take {Tonnes}	5,340	3,173	59

**ANDAMAN AND NICOBAR ISLANDS**

			Target	Achievement	
Sl. No.	Sl. No.	Item Code Item/Parameter Name {Units}	April,2010-March,2011	April,2010-March,2011	Percent Achievement
(1)	(2)	(3)	(4)	(5)	(5)/(4)
<b>7</b>		<b>Rural Housing - Indira Awaas Yojana</b>			
	(i)	<b>06A01</b> Houses constructed {Number}	2,446	316	13
<b>8</b>		<b>Rural Areas - Accelerated Rural Water Supply Programme</b>			
	(i)	<b>07A01</b> Habitations covered (NC and PC) {Number}	8	5	62
<b>9</b>		<b>Sanitation Programme in Rural Areas</b>			
	(i)	<b>08D01</b> Individual Household latrines constructed {Number}	**	0	
<b>10</b>		<b>Institutional Delivery</b>			
	(i)	<b>08E01</b> Delivery in institutions {Number}	**	4,925	
<b>11</b>		<b>Universalization of ICDS Scheme</b>			
	(i)	<b>12A01</b> ICDS Blocks Operational (Cumulative) {Number}	5	5	100
<b>12</b>		<b>Functional Anganwadis</b>			
	(i)	<b>12B01</b> Anganwadis Functional (Cumulative) {Number}	720	697	97
<b>13</b>		<b>Afforestation ( Public and Forest Lands)</b>			
	(i)	<b>15A01</b> Area Covered under Plantation {Hectares}	1,100	1,377	125
	(ii)	<b>15A02</b> Seedlings planted {Number}	7,15,000	7,26,650	102
<b>14</b>		<b>Supply of Electricity</b>			
	(i)	<b>18E02</b> Electricity supplied {Million Units}	240	180	75

**Note:**

\* - Target Not Received.

\*\* - Non-Targetable.

- 1** *Very Good(90% or above of targets)*  
01B01, 01E02, 12A01, 12B01, 15A01, 15A02
- 2** *Poor(Below 80% of targets)*  
05A02, 05B02, 05D02, 06A01, 07A01, 18E02

# CHANDIGARH

				Target	Achievement	
Sl. No.	Sub. No.	Item Code	Item/Parameter Name {Units}	April,2010-March,2011	April,2010-March,2011	Percent Achievement
(1)	(2)	(3)	(4)	(5)	(5)/(4)	
1		<b>Employment generation under the NREG Scheme</b>				
	(i)	01A01	No. of job cards issued {Number}	**	0	
	(ii)	01A02	Employment generated {Number}	**	0	
	(iii)	01A03	Wages given {Rupees}	**	0	
2		<b>Self Help Groups (SHG)</b>				
	(i)	01E01	Formed under SGSY {Number}	**	0	
3		<b>Distribution of waste land to the landless</b>				
	(i)	03E01	Total Land Distributed {Hectare}	**	0	
	(ii)	03E02	Land Distributed to SC {Hectare}	**	0	
	(iii)	03E03	Land Distributed to ST {Hectare}	**	0	
	(iv)	03E04	Land Distributed to Others {Hectare}	**	0	
4		<b>Minimum Wages Enforcement (including Farm Labour)</b>				
	(i)	04B01	Agriculture and Farm Workers: Inspections made {Number}	**	8	
	(ii)	04B02	Agriculture and Farm Workers: Irregularities detected {Number}	**	6	
	(iii)	04B03	Agriculture and Farm Workers: Irregularities rectified {Number}	**	0	
	(iv)	04B04	Agriculture and Farm Workers: Claims filed {Number}	**	1	
	(v)	04B05	Agriculture and Farm Workers: Claims settled {Number}	**	1	
	(vi)	04B06	Agriculture and Farm Workers: Prosecution cases Pending {Number}	**	0	
	(vii)	04B07	Agriculture and Farm Workers: Prosecution cases filed {Number}	**	4	
	(viii)	04B08	Agriculture and Farm Workers: Prosecution cases decided {Number}	**	6	
	(ix)	04B10	Agriculture and Farm Workers: Others {Number}	**	0	
5		<b>Food Security:</b>				
		<b>Targeted Public Distribution system (APL+BPL+AAAY)</b>				
	(i)	05A02	Off take {Tonnes}	31,380	25,975	83
		<b>Targeted Public Distribution system (only AAY)</b>				
	(ii)	05B02	Off take {Tonnes}	624	140	22
		<b>Targeted Public Distribution System (Only BPL)</b>				
	(iii)	05D02	Off take {Tonnes}	3,756	3,517	94
6		<b>EWS/LIG Houses in Urban Areas</b>				
	(i)	06B01	Houses constructed {Number}	2,500	0	0

## CHANDIGARH

			Target	Achievement		
Sl. No.	Sub. Sl. No.	Item Code	Item/Parameter Name {Units}	April,2010-March,2011	April,2010-March,2011	Percent Achievement
(1)		(2)	(3)	(4)	(5)	(5)/(4)
7		Sanitation Programme in Rural Areas				
	(i)	08D01	Individual Household latrines constructed {Number}	**	0	
8		Institutional Delivery				
	(i)	08E01	Delivery in institutions {Number}	**	18,538	
9		SC Families Assisted				
	(i)	10A01	SC Families Assisted {Number}	700	526	75
10		Universalization of ICDS Scheme				
	(i)	12A01	ICDS Blocks Operational (Cumulative) {Number}	3	3	100
11		Functional Anganwadis				
	(i)	12B01	Anganwadis Functional (Cumulative) {Number}	500	420	84
12		No. of Urban poor families assisted under Seven Point Charter				
	(i)	14A01	Poor Families Assisted {Number}	3,125	0	0
13		Afforestation ( Public and Forest Lands)				
	(i)	15A01	Area Covered under Plantation {Hectares}	300	272	91
	(ii)	15A02	Seedlings planted {Number}	1,95,000	1,94,119	100
14		Supply of Electricity				
	(i)	18E02	Electricity supplied {Million Units}	1,519	1,519	100

**Note:**

\* - Target Not Received.

\*\* - Non-Targetable.

- 1** *Very Good(90% or above of targets)*  
05D02, 12A01, 15A01, 15A02, 18E02
- 2** *Good(Between 80% to 90% targets)*  
05A02, 12B01
- 3** *Poor(Below 80% of targets)*  
05B02, 06B01, 10A01, 14A01

# DADRA AND NAGAR HAVELI

				Target	Achievement	
Sl. No.	Sub. No.	Item Code	Item/Parameter Name {Units}	April,2010-March,2011	April,2010-March,2011	Percent Achievement
(1)	(2)	(3)	(4)	(5)	(5)/(4)	
1		<b>Employment generation under the NREG Scheme</b>				
	(i)	01A01	No. of job cards issued {Number}	**	218	
	(ii)	01A02	Employment generated {Number}	**	46,587	
	(iii)	01A03	Wages given {Rupees}	**	54,60,168	
2		<b>Swaranjayanti Gram Swarozgar Yojana</b>				
	(i)	01B01	Individual Swarozgaries Assisted {Number}	26	17	65
	(ii)	01B02	Individual SC Swarozgaries Assisted {Number}	**	0	
	(iii)	01B03	Individual ST Swarozgaries Assisted {Number}	**	17	
	(iv)	01B04	Individual Women Swarozgaries Assisted {Number}	**	8	
		01B05	Individual Disabled Swarozgaries Assisted {Number}	**	0	
3		<b>Self Help Groups (SHG)</b>				
	(i)	01E01	Formed under SGSY {Number}	**	0	
	(ii)	01E02	To whom income generating activities provided {Number}	15	0	0
4		<b>Distribution of waste land to the landless</b>				
	(i)	03E01	Total Land Distributed {Hectare}	**	0	
	(ii)	03E02	Land Distributed to SC {Hectare}	**	0	
	(iii)	03E03	Land Distributed to ST {Hectare}	**	0	
	(iv)	03E04	Land Distributed to Others {Hectare}	**	0	
5		<b>Minimum Wages Enforcement (including Farm Labour)</b>				
	(i)	04B01	Agriculture and Farm Workers: Inspections made {Number}	**	5	
	(ii)	04B02	Agriculture and Farm Workers: Irregularities detected {Number}	**	0	
	(iii)	04B03	Agriculture and Farm Workers: Irregularities rectified {Number}	**	0	
	(iv)	04B04	Agriculture and Farm Workers: Claims filed {Number}	**	0	
	(v)	04B05	Agriculture and Farm Workers: Claims settled {Number}	**	0	
	(vi)	04B06	Agriculture and Farm Workers: Prosecution cases Pending {Number}	**	0	
	(vii)	04B07	Agriculture and Farm Workers: Prosecution cases filed {Number}	**	0	
	(viii)	04B08	Agriculture and Farm Workers: Prosecution cases decided {Number}	**	0	
	(ix)	04B10	Agriculture and Farm Workers: Others {Number}	**	0	
6		<b>Food Security:</b>				
		<b>Targeted Public Distribution system (APL+BPL+AAAY)</b>				
	(i)	05A02	Off take {Tonnes}	9,924	2,457	25
		<b>Targeted Public Distribution system (only AAY)</b>				
	(ii)	05B02	Off take {Tonnes}	2,196	373	17
		<b>Targeted Public Distribution System (Only BPL)</b>				
	(iii)	05D02	Off take {Tonnes}	5,028	1,459	29

# DADRA AND NAGAR HAVELI

			Target	Achievement		
Sl. No.	Sl. No.	Item Code	Item/Parameter Name {Units}	April,2010-March,2011	April,2010-March,2011	Percent Achievement
(1)	(2)	(3)	(4)	(5)	(5)/(4)	
7		Rural Housing - Indira Awaas Yojana				
	(i)	06A01	Houses constructed {Number}	407	38	9
8		Sanitation Programme in Rural Areas				
	(i)	08D01	Individual Household latrines constructed {Number}	**	0	
9		Institutional Delivery				
	(i)	08E01	Delivery in institutions {Number}	**	3,140	
10		Universalization of ICDS Scheme				
	(i)	12A01	ICDS Blocks Operational (Cumulative) {Number}	2	2	100
11		Functional Anganwadis				
	(i)	12B01	Anganwadis Functional (Cumulative) {Number}	253	219	87
12		Afforestation ( Public and Forest Lands)				
	(i)	15A01	Area Covered under Plantation {Hectares}	200	200	100
	(ii)	15A02	Seedlings planted {Number}	1,30,000	3,96,000	305
13		Supply of Electricity				
	(i)	18E02	Electricity supplied {Million Units}	4,429	4,424	100

**Note:**

\* - Target Not Received.

\*\* - Non-Targetable.

- 1** *Very Good(90% or above of targets)*  
12A01, 15A01, 15A02, 18E02
- 2** *Good(Between 80% to 90% targets)*  
12B01
- 3** *Poor(Below 80% of targets)*  
01B01, 01E02, 05A02, 05B02, 05D02, 06A01



**DAMAN AND DIU**

				Target	Achievement	
Sl. No.	Sub. No.	Item Code	Item/Parameter Name {Units}	April,2010-March,2011	April,2010-March,2011	Percent Achievement
(1)	(2)	(3)	(4)	(5)	(5)/(4)	
<b>1</b>		<b>Employment generation under the NREG Scheme</b>				
	(i)	<b>01A01</b>	No. of job cards issued {Number}	**	0	
	(ii)	<b>01A02</b>	Employment generated {Number}	**	0	
	(iii)	<b>01A03</b>	Wages given {Rupees}	**	0	
<b>2</b>		<b>Swaranjayanti Gram Swarojgar Yojana</b>				
	(i)	<b>01B01</b>	Individual Swarozgaries Assisted {Number}	26	25	96
	(ii)	<b>01B02</b>	Individual SC Swarozgaries Assisted {Number}	**	2	
	(iii)	<b>01B03</b>	Individual ST Swarozgaries Assisted {Number}	**	21	
	(iv)	<b>01B04</b>	Individual Women Swarozgaries Assisted {Number}	**	12	
	(v)	<b>01B05</b>	Individual Disabled Swarozgaries Assisted {Number}	**	0	
<b>3</b>		<b>Self Help Groups (SHG)</b>				
	(i)	<b>01E01</b>	Formed under SGSY {Number}	**	0	
	(ii)	<b>01E02</b>	To whom income generating activities provided {Number}	15	0	0
<b>4</b>		<b>Distribution of waste land to the landless</b>				
	(i)	<b>03E01</b>	Total Land Distributed {Hectare}	**	0	
	(ii)	<b>03E02</b>	Land Distributed to SC {Hectare}	**	0	
	(iii)	<b>03E03</b>	Land Distributed to ST {Hectare}	**	0	
	(iv)	<b>03E04</b>	Land Distributed to Others {Hectare}	**	0	
<b>5</b>		<b>Minimum Wages Enforcement (including Farm Labour)</b>				
	(i)	<b>04B01</b>	Agriculture and Farm Workers: Inspections made {Number}	**	0	
	(ii)	<b>04B02</b>	Agriculture and Farm Workers: Irregularities detected {Number}	**	0	
	(iii)	<b>04B03</b>	Agriculture and Farm Workers: Irregularities rectified {Number}	**	0	
	(iv)	<b>04B04</b>	Agriculture and Farm Workers: Claims filed {Number}	**	0	
	(v)	<b>04B05</b>	Agriculture and Farm Workers: Claims settled {Number}	**	0	
	(vi)	<b>04B06</b>	Agriculture and Farm Workers: Prosecution cases Pending {Number}	**	0	
	(vii)	<b>04B07</b>	Agriculture and Farm Workers: Prosecution cases filed {Number}	**	0	
	(viii)	<b>04B08</b>	Agriculture and Farm Workers: Prosecution cases decided {Number}	**	0	
	(ix)	<b>04B10</b>	Agriculture and Farm Workers: Others {Number}	**	0	
<b>6</b>		<b>Food Security:</b>				
		<b>Targeted Public Distribution system (APL+BPL+AAAY)</b>				
	(i)	<b>05A02</b>	Off take {Tonnes}	4,980	1,162	23
		<b>Targeted Public Distribution system (only AAAY)</b>				
	(ii)	<b>05B02</b>	Off take {Tonnes}	636	143	22
		<b>Targeted Public Distribution System (Only BPL)</b>				
	(iii)	<b>05D02</b>	Off take {Tonnes}	1,044	370	35

# DAMAN AND DIU

			Target	Achievement		
Sl. No.	Sub. Sl. No.	Item Code	Item/Parameter Name {Units}	April,2010-March,2011	April,2010-March,2011	Percent Achievement
(1)		(2)	(3)	(4)	(5)	(5)/(4)
7		Rural Housing - Indira Awaas Yojana				
	(i)	06A01	Houses constructed {Number}	182	31	17
8		Sanitation Programme in Rural Areas				
	(i)	08D01	Individual Household latrines constructed {Number}	**	0	
9		Institutional Delivery				
	(i)	08E01	Delivery in institutions {Number}	**	2,773	
10		Universalization of ICDS Scheme				
	(i)	12A01	ICDS Blocks Operational (Cumulative) {Number}	2	2	100
11		Functional Anganwadis				
	(i)	12B01	Anganwadis Functional (Cumulative) {Number}	107	97	91
12		Afforestation ( Public and Forest Lands)				
	(i)	15A01	Area Covered under Plantation {Hectares}	30	10	33
	(ii)	15A02	Seedlings planted {Number}	20,000	10,407	52
13		Energising pump sets				
	(i)	18D01	Pumps sets energized {Number}	25	0	0
14		Supply of Electricity				
	(i)	18E02	Electricity supplied {Million Units}	2,181	1,997	92

**Note:**

\* - Target Not Received.

\*\* - Non-Targetable.

1 **Very Good(90% or above of targets)**

01B01, 12A01, 12B01, 18E02

2 **Poor(Below 80% of targets)**

01E02, 05A02, 05B02, 05D02, 06A01, 15A01, 15A02, 18D01

**LAKSHADWEEP**

				Target	Achievement	
Sl. No.	Sub Sl. No.	Item Code	Item/Parameter Name {Units}	April,2010-March,2011	April,2010-March,2011	Percent Achievement
(1)	(2)	(3)	(4)	(5)	(5)/(4)	
<b>1</b>		<b>Employment generation under the NREG Scheme</b>				
	(i)	<b>01A01</b>	No. of job cards issued {Number}	**	8,365	
	(ii)	<b>01A02</b>	Employment generated {Number}	**	1,63,535	
	(iii)	<b>01A03</b>	Wages given {Rupees}	**	2,93,99,000	
<b>2</b>		<b>Swaranjayanti Gram Swarozgar Yojana</b>				
	(i)	<b>01B01</b>	Individual Swarozgaries Assisted {Number}	26	148	569
	(ii)	<b>01B02</b>	Individual SC Swarozgaries Assisted {Number}	**	156	
	(iii)	<b>01B03</b>	Individual ST Swarozgaries Assisted {Number}	**	0	
	(iv)	<b>01B04</b>	Individual Women Swarozgaries Assisted {Number}	**	0	
	(v)	<b>01B05</b>	Individual Disabled Swarozgaries Assisted {Number}	**	0	
<b>3</b>		<b>Self Help Groups (SHG)</b>				
	(i)	<b>01E01</b>	Formed under SGSY {Number}	**	0	
	(ii)	<b>01E02</b>	To whom income generating activities provided {Number}	15	0	0
<b>4</b>		<b>Distribution of waste land to the landless</b>				
	(i)	<b>03E01</b>	Total Land Distributed {Hectare}	**	0	
	(ii)	<b>03E02</b>	Land Distributed to SC {Hectare}	**	0	
	(iii)	<b>03E03</b>	Land Distributed to ST {Hectare}	**	0	
	(iv)	<b>03E04</b>	Land Distributed to Others {Hectare}	**	0	
<b>5</b>		<b>Minimum Wages Enforcement (including Farm Labour)</b>				
	(i)	<b>04B01</b>	Agriculture and Farm Workers: Inspections made {Number}	**	0	
	(ii)	<b>04B02</b>	Agriculture and Farm Workers: Irregularities detected {Number}	**	0	
	(iii)	<b>04B03</b>	Agriculture and Farm Workers: Irregularities rectified {Number}	**	0	
	(iv)	<b>04B04</b>	Agriculture and Farm Workers: Claims filed {Number}	**	0	
	(v)	<b>04B05</b>	Agriculture and Farm Workers: Claims settled {Number}	**	0	
	(vi)	<b>04B06</b>	Agriculture and Farm Workers: Prosecution cases Pending {Number}	**	0	
	(vii)	<b>04B07</b>	Agriculture and Farm Workers: Prosecution cases filed {Number}	**	0	
	(viii)	<b>04B08</b>	Agriculture and Farm Workers: Prosecution cases decided {Number}	**	0	
	(ix)	<b>04B10</b>	Agriculture and Farm Workers: Others {Number}	**	0	
<b>6</b>		<b>Food Security:</b>				
		<b>Targeted Public Distribution system (APL+BPL+AAAY)</b>				
	(i)	<b>05A02</b>	Off take {Tonnes}	4,620	6,385	138
		<b>Targeted Public Distribution system (only AAY)</b>				
	(ii)	<b>05B02</b>	Off take {Tonnes}	504	504	100
		<b>Targeted Public Distribution System (Only BPL)</b>				
	(iii)	<b>05D02</b>	Off take {Tonnes}	756	986	130

**LAKSHADWEEP**

				Target	Achievement	
Sl. No.	Sub Sl. No.	Item Code	Item/Parameter Name {Units}	April,2010-March,2011	April,2010-March,2011	Percent Achievement
(1)	(2)	(3)	(4)	(5)	(5)/(4)	
<b>7</b>			<b>Rural Housing - Indira Awaas Yojana</b>			
	(i)	<b>06A01</b>	Houses constructed {Number}	158	88	56
<b>8</b>			<b>Rural Areas - Accelerated Rural Water Supply Programme</b>			
	(i)	<b>07A01</b>	Habitations covered (NC and PC) {Number}	10	0	0
<b>9</b>			<b>Sanitation Programme in Rural Areas</b>			
	(i)	<b>08D01</b>	Individual Household latrines constructed {Number}	**	0	
<b>10</b>			<b>Institutional Delivery</b>			
	(i)	<b>08E01</b>	Delivery in institutions {Number}	**	645	
<b>11</b>			<b>Universalization of ICDS Scheme</b>			
	(i)	<b>12A01</b>	ICDS Blocks Operational (Cumulative) {Number}	9	9	100
<b>12</b>			<b>Functional Anganwadis</b>			
	(i)	<b>12B01</b>	Anganwadis Functional (Cumulative) {Number}	107	107	100
<b>13</b>			<b>Afforestation ( Public and Forest Lands)</b>			
	(i)	<b>15A01</b>	Area Covered under Plantation {Hectares}	20	27	135
	(ii)	<b>15A02</b>	Seedlings planted {Number}	13,000	22,026	169
<b>14</b>			<b>Supply of Electricity</b>			
	(i)	<b>18E02</b>	Electricity supplied {Million Units}	25	25	100

**Note:**

\* - Target Not Received.

\*\* - Non-Targetable.

**1 Very Good(90% or above of targets)**

01B01, 05A02, 05B02, 05D02, 12A01, 12B01, 15A01, 15A02, 18E02

**2 Poor(Below 80% of targets)**

01E02, 06A01, 07A01

**LIST OF ITEMS COVERED UNDER (TPP) - 2006**

<b>Point No.</b>	<b>Item No.</b>	<b>Name of the Points/Items</b>
<b>I.</b>		<b>Garibi Hatao [Poverty Eradication]</b>
		<b>Rural Areas</b>
	<b>1.</b>	Employment generation under the <i>Mahatma Gandhi National Rural Employment Guarantee Act (MGNREGA)</i>
	<b>2.</b>	Swaranjayanti Gram Swarajgar Yojana (SGSY)
	<b>3.</b>	Rural Business Hubs in Partnership with Panchayats
	<b>4.</b>	Self help Groups
		<b>Urban Areas</b>
	<b>5.</b>	Swaranjayanti Shehari Rojgar Yojana
<b>II.</b>		<b>Jan Shakti (Power to People)</b>
	<b>6.</b>	Local Self Government (Panchayati Raj and Urban Local Bodies) <ul style="list-style-type: none"> <li>- Activity Mapping for devolution of functions</li> <li>- Budget Flow of Funds</li> <li>- Assignment of Functionaries</li> </ul>
	<b>7.</b>	Quick and Inexpensive Justice – Gram Nyayalayas and Nyaya Panchayats.
	<b>8.</b>	District Planning Committees.
<b>III.</b>		<b>Kisan Mitra [Support to Farmers]</b>
	<b>9.</b>	Water shed development
	<b>10.</b>	Marketing and infrastructural support to farmers
	<b>11.</b>	Irrigation facilities (including minor and micro irrigation) for agriculture
	<b>12.</b>	Credit to farmers
	<b>13.</b>	Distribution of waste land to the landless
<b>IV.</b>		<b>Shramik Kalyan [Labour Welfare]</b>
	<b>14.</b>	Social Security for Agricultural and Unorganised Labour
	<b>15.</b>	Minimum Wages Enforcement (including Farm Labour)
	<b>16.</b>	Prevention of Child Labour
	<b>17.</b>	Welfare of Women Labour
<b>V.</b>		<b>Khadya Suraksha [Food Security ]</b>
	<b>18.</b>	<b><i>Food Security:</i></b> <ul style="list-style-type: none"> <li>(i) Targeted Public Distribution system,</li> <li>(ii) Antyodaya Anna Yojana,</li> <li>(iii) Establishing Grain banks in chronically food scarcity areas</li> </ul>
<b>VI.</b>		<b>Subke Liye Aawas [Housing for All]</b>
	<b>19</b>	Rural Housing - Indira Awaas Yojana
	<b>20.</b>	EWS/LIG Houses in Urban Areas

**Contd.....**

Point No.	Item No.	Name of the Points/Items
<b>VII.</b>		<b>Shudh Peya Jal [Clean Drinking Water]</b>
	<b>21.</b>	Rural Areas. - Accelerated Rural Water Supply Programme-ARWSP
	<b>22.</b>	Urban Areas: - Accelerated Urban Water Supply Programme
<b>VIII.</b>		<b>Jan Jan Ka Swasthya [Health for All]</b>
	<b>23.</b>	Control and prevention of major diseases: (a) HIV/AIDS (b) TB (c) Malaria (d) Leprosy (e) Blindness
	<b>24.</b>	National Rural Health Mission
	<b>25.</b>	Immunisation of Children
	<b>26.</b>	Sanitation Programme in - Rural Areas - Urban areas
	<b>27.</b>	Institutional Delivery
	<b>28.</b>	Prevention of Female Foeticide
	<b>29.</b>	Supplementary nutrition for Mothers and Children
	<b>30.</b>	Two Child norms
<b>IX.</b>		<b>Sabke Liye Shiksha [Education for All]</b>
	<b>31.</b>	Sarv Shiksha Abhiyan - Compulsory Elementary Education
	<b>32.</b>	Mid Day Meal Scheme
<b>X.</b>		<b>Anusuchit Jaati, Jan Jaati, Alp-sankhyak evam Anya Pichhra Varg Kalyan [Welfare of Scheduled Castes, Scheduled Tribes, Minorities and OBCs]</b>
	<b>33.</b>	SC Families Assisted
	<b>34.</b>	Rehabilitation of Scavengers
	<b>35.</b>	ST Families Assisted
	<b>36.</b>	Rights of Forest dwellers – Owners of minor forest produce
	<b>37.</b>	Particularly Vulnerable Tribal Groups (PTGs)
	<b>38.</b>	No alienation of Tribal lands
	<b>39.</b>	Implementation of Panchayats (Extension to Scheduled Areas) Act [PESA]
	<b>40.</b>	Welfare of Minorities
	<b>41.</b>	Professional education among all minority communities
	<b>42.</b>	Reservation of OBCs in - Education - Employment
<b>XI.</b>		<b>Mahila Kalyan [Women Welfare]</b>
	<b>43.</b>	Financial Assistance for Women Welfare
	<b>44.</b>	Improved participation of women in (a) Panchayats (b) Municipalities (c) State Legislatures (d) Parliament

Contd.....

Point No.	Item No.	Name of the Points/Items
<b>XII.</b>		<b>Bal Kalyan (Child Welfare)</b>
	<b>45.</b>	Universalisation of ICDS Scheme
	<b>46.</b>	Functional Anganwadis
<b>XIII.</b>		<b>Yuva Vikas [Youth Development]</b>
	<b>47.</b>	Sports for all in Rural and Urban areas
	<b>48.</b>	Rashtriya Sadbhavana Yojana
	<b>49.</b>	National Service Scheme (NSS)
<b>XIV.</b>		<b>Basti Sudhar [Improvement of Slums]</b>
	<b>50.</b>	Number of Urban poor families assisted under seven point charter viz. land tenure, housing at affordable cost, water, sanitation, health, education, and social security.
<b>XV.</b>		<b>Paryavaran Sanrakshan evam Van Vridhi [Environment Protection and Afforestation]</b>
	<b>51.</b>	Afforestation (a) Area Covered under Plantation on - Public and Forest Lands (b) Number of Seedlings planted on -Public and Forest Lands
	<b>52.</b>	Prevention of pollution of Rivers and water bodies
	<b>53.</b>	Solid and liquid waste management in - Rural Areas - Urban Areas
<b>XVI.</b>		<b>Samajik Suraksha [Social Security]</b>
	<b>54.</b>	Rehabilitation of handicapped and orphans.
	<b>55.</b>	Welfare of the aged
<b>XVII.</b>		<b>Grameen Sadak [Rural Roads]</b>
	<b>56.</b>	Rural Roads - PMGSY
<b>XVIII.</b>		<b>Grameen Oorja [Energization of Rural Area]</b>
	<b>57.</b>	Bio-diesel Production
	<b>58.</b>	Rajiv Gandhi Grameen Vidyutikaran Yojana
	<b>59.</b>	Renewable Energy
	<b>60.</b>	Energising Pump sets
	<b>61.</b>	Supply of Electricity
	<b>62.</b>	Supply of Kerosene and LPG
<b>XIX.</b>		<b>Pichhara Kshetra Vikas [Development of Backward Areas]</b>
	<b>63.</b>	Backward Regions Grants Fund (BRGF)
<b>XX.</b>		<b>e- Shasan [IT enabled e-Governance]</b>
	<b>64.</b>	Central and State Governments
	<b>65.</b>	Panchayats and Municipalities

**Annexure -II**

**ABBREVIATIONS USED**

AAV	Antyodaya Anna Yojana
ARWSP	Accelerated Rural Water Supply Programme
DDRS	Deen Dayal Rehabilitation Scheme
EWS	Economically Weaker Section
IAY	Indira Awaas Yojana
ICDS	Integrated Child Development Scheme
LIG	Low Income Group
MWE	Minimum Wages Enforcement
NC	Not Covered
NREGS	National Rural Employment Guarantee Scheme
PC	Partially Covered
PMGSY	Prime Minister Grameen Sadak Yojana
SC	Scheduled Caste
RGGVY	Rajiv Gandhi Grameen Vidyutikaran Yojana
SGRY	Sampoorna Grameen Rojgar yojana
SGSY	Swaranjayanati Gram Swarojgar Yojana
SHG	Self Help Groups
ST	Scheduled Tribe
TPDS	Targeted Public Distribution system