

TWENTY POINT PROGRAMME-2006
PROGRESS REPORT
FOR
APRIL-SEPTEMBER, 2011



GOVERNMENT OF INDIA
MINISTRY OF STATISTICS AND PROGRAMME IMPLEMENTATION
SARDAR PATEL BHAWAN, SANSAD MARG,
NEW DELHI-110 001

Website: www.mospi.gov.in

CONTENTS

	Page No.
I. Introduction	i
II. List of Twenty Points	ii
III. List of Monthly Monitored Items	iii
IV. Status of receipt of targets for Monthly Monitored items	iv
V. List of items /parameters identified for appraisal	vii
VI. List of items under TPP-2006 yet to be operationalised	viii

PART-I Overall Performance Analysis

VII. Progress Report	1
VIII. Highlights of Performance	2
Table - A - All India Performance	6
Table- B - State-wise Performance	7
Table- C - State -wise and Item-wise Performance	12

PART- II Performance Tables

Table No.	Description of Item	
1	Employment Generation - <i>MGNREG</i> Scheme	22
2(A)	Swaranjayanti Gram Swarojgar Yojana (SGSY)	23
2(B)	SC, ST, Women and Disabled Swarozgaries Assisted under SGSY	25
3(A)	SHGs Formed under SGSY	26
3(B)	SHGs to whom income generating activities provided	28
4(A)	Distribution of Waste Land to the Landless	29
4(B)	Waste Land Distributed to SC, ST and others	30
5(A)	Minimum Wages Enforcement (Including Farm Labour)	31
	(i) Inspections made (ii) Irregularities detected (iii) Irregularities rectified	
5(B)	Minimum Wages Enforcement (Including Farm Labour)	32
	(i) Claims Filed (ii) Claims Settled	
5(c)	Minimum Wages Enforcement (Including Farm Labour)	33
	(i) Prosecution cases pending (ii) Prosecution cases filed (iii) Prosecution cases decided	
6(A)	<i>Food Security</i> : Targeted Public Distribution System (TPDS) for AAY, APL & BPL,	34
6(B)	<i>Food Security</i> : TPDS only for Antyodaya Anna Yojana (AAY)	36
6(C)	<i>Food Security</i> : TPDS only for Below Poverty Line (BPL)	38
7	Rural Housing - Indira Awaas Yojana (IAY)	40

Contd...

Table No.	Description of Item	Page No.
8	EWS/LIG Houses in Urban Areas	42
9	<i>Rural Areas- National Rural Drinking Water Programme (NRDWP)</i>	
9(A)	Coverage of Habitations (Partially Covered & Slipped back)	44
9(B)	Coverage of Water Quality Affected Habitations	46
10	Sanitation Programme in Rural Areas	48
11	Institutional Delivery	49
12	SC Families Assisted	50
13	Universalization of ICDS Scheme	52
14	Functional Anganwadis	54
15	No. of Urban Poor Families Assisted under Seven Point Charter	56
16(A)	Afforestation- Area Covered under Plantation- (Public and Forest Lands)	58
16(B)	<i>Afforestation:</i> Seedlings Planted – (Public and Forest Lands)	60
17	Rural Roads Constructed under (PMGSY)	62
18	Village Electrified under Rajiv Gandhi Grameen Vidyutikaran Yojana (RGGVY)	64
19	Energising Pump sets	66
20	Supply of Electricity	68
Annexures		
○	List of 65 items to be monitored under TPP-2006	Annexure – I 70-72
○	Abbreviations used	Annexure - II 73

Twenty Point Programme – 2006

An Introduction

The Twenty Point Programme (TPP) was launched by the Government of India in the year 1975 and restructured in 1982, 1986 and again in 2006. The restructured programme, known as Twenty Point Programme (TPP) – 2006, became operational with effect from 1st April, 2007. The Programme is meant to give a thrust to schemes relating to poverty alleviation, employment generation in rural areas, housing, education, family welfare & health, protection of environment and many other schemes having a bearing on the quality of life, especially in the rural areas.

2. The programmes and schemes under the TPP-2006 are in harmony with the priorities contained in the Millennium Development Goals (MDGs) of the United Nations and SAARC Social Charter. The original nomenclature, namely the Twenty Point Programme, which has been in existence for more than three decades and carries the stamp of familiarity among the people and administrative agencies, has been retained.

3. Twenty Point Programme (TPP) – 2006 originally consisted of 20 Points (*Appendix-1*) and 66 items being monitored individually by Central Nodal Ministries concerned. Up to 2007-08, out of 66 items, 22 items were monitored on monthly basis. From 1st April, 2008 *Sampoorna Grameen Rojgar Yojana* (SGRY) has been merged with another item namely “*National Rural Employment Guarantee Act*” which has now been renamed as *Mahatma Gandhi National Rural Employment Guarantee Act* from 31st December, 2009 therefore, SGRY has been dropped from the list of 66 items and only 65 items are now monitored under TPP-2006 since 2008-09. The list of 65 items is enclosed at *Annexure-I*.

4. Out of 65 items, 20 items (information in respect of 16 items is being collected from various States/ UTs and for remaining 4 items from the concerned Central Nodal Ministries) are being monitored on monthly basis during the period 2011-12 against the targets fixed at the beginning of financial year by the central nodal Ministries and State Governments (*Appendix-2&3*). The remaining items under TPP-2006, are being monitored on annual basis as the information in respect of these items will be made available by the concerned Central Nodal Ministries only on annual basis. These 65 items consist of about 160 identified parameters, however for the purpose of monthly performance, 19 identified parameters have been taken (*Appendix-4*).

5. Some of the schemes/programmes are yet to be operationalised by the Central Nodal Ministries concerned. These items will be monitored only after the schemes concerning them come into existence and their frequency of monitoring will be decided later. The details of such items are available at *Appendix-5*.

6. The monitoring mechanism for TPP-2006 has been widened by including block level monitoring in addition to District, State and Central level monitoring. Most of the States/Union Territories have constituted the block, district and state level monitoring committees. At the Centre, the progress of individual items is monitored and reviewed by the Departments/Ministries concerned. The Ministry of Statistics & Programme Implementation (MOSPI) monitors the Programme/ schemes covered under TPP-2006 on the basis of performance report received from State Governments/UT Administrations and central nodal Ministries.

Twenty Point Programme – 2006

List of Twenty Points

1. Garibi Hatao [Poverty Eradication]
2. Jan Shakti [Power to People]
3. Kisan Mitra [Support to Farmers]
4. Shramik Kalyan [Labour Welfare]
5. Khadya Suraksha [Food Security]
6. Subke Liye Aawas [Housing for All]
7. Shudh Peya Jal [Clean Drinking Water]
8. Jan Jan Ka Swasthya [Health for All]
9. Sabke Liye Shiksha [Education for All]
10. Anusuchit Jaati, Jan Jaati, Alp-sankhyak evam Anya Pichhra Varg Kalyan [Welfare of Scheduled Castes, Scheduled Tribes, Minorities and OBCs]
11. Mahila Kalyan [Women Welfare]
12. Bal Kalyan [Child Welfare]
13. Yuva Vikas [Youth Development]
14. Basti Sudhar [Improvement of Slums]
15. Paryavaran Sanrakshan evam Van Vridhi [Environment Protection and Afforestation]
16. Samajik Suraksha [Social Security]
17. Grameen Sadak [Rural Roads]
18. Grameen Oorja [Energization of Rural Area]
19. Pichhara Kshetra Vikas [Development of Backward Areas]
20. e- Shasan [IT enabled e-Governance]

Twenty Point Programme – 2006

Monthly Monitored Items

1. Employment Generation under the *Mahatma Gandhi National Rural Employment Guarantee Scheme (MGNREGA)*
2. Swaranjayanti Gram Swarojgar Yojana (SGSY)
3. ***Self help Groups:***
 - (i) Self help Groups formed under SGSY
 - (ii) SHGs to whom income generating activities provided under SGSY
4. Distribution of Waste land to landless
5. Minimum Wages Enforcement (Including Farm Labour)
6. ***Food Security:***
 - (i) Targeted Public Distribution System (TPDS) for AAY, APL& BPL,
 - (ii) *TPDS* only for Antyodaya Anna Yojana (AAY)
 - (iii) *TPDS* only for Below Poverty Line (BPL)
7. Rural Housing for Indira Awaas Yojana (IAY)
8. EWS/LIG Houses in Urban Areas
9. ***Rural Areas-*** National Rural Drinking Water Programme- (NRDWP)
 - (i) Coverage of Habitations (Partially Covered & Slipped back)- (*NRDWP*)
 - (ii) Coverage of Water Quality Affected Habitations – (*NRDWP*)
10. Sanitation Programme in Rural Areas
11. Institutional Delivery
12. SC Families Assisted
13. Universalisation of ICDS Scheme
14. Functional Anganwadis
15. Number of Urban poor families assisted under seven point charter viz. land tenure, housing at affordable cost, water, sanitation, health, education, and social security.
16. ***Afforestation:***
 - (a) Area Covered under Plantation on - Public and Forest Lands
 - (b) Number of Seedlings planted on -Public and Forest Lands
17. Rural Roads constructed under Prime Minister Grameen Sadak Yojana (PMGSY)
18. Village Electrified under Rajiv Gandhi Grameen Vidyutikaran Yojana (RGGVY)
19. Energising Pump sets and
20. Supply of Electricity

STATUS OF RECEIPT OF TARGETS FOR MONTHLY MONITORED ITEMS UNDER TPP-2006

Item No.	Name of the item	Parameter	Parameters/ indicators	Whether State-wise targets fixed by the concerned Administrative Ministries	Whether targets have been received	Nodal Ministry
1	Employment Generation under the <i>Mahatma Gandhi National Rural Employment Guarantee Scheme</i>	-	(i) No. of job card issued (ii) Employment generated (iii) Wages given	Targets not fixed */ not supplied by Administrative Ministry	-	Ministry of Rural Development
2	Swaranjayanti Gram Swarojgar Yojana (SGSY)	1	<i>Individual Swarozgaries Assisted</i> (i) Total (ii) SC (iii) ST (iv) Women (v) Disabled person	Targets fixed & received from Administrative Ministry	Yes	-do-
3	Self help Groups	2	SHGs under SGSY - SHGs formed - SHGs to whom income generating activities provided	Targets not fixed */ not supplied by Administrative Ministry Targets fixed & received from Administrative Ministry	- Yes	-do- -do-
4	Distribution of waste land to the landless	-	Waste Land Distributed (i) Total (ii) SC (iii) ST (iv) Others	Targets not fixed */ not supplied by Administrative Ministry	-	-do-
5	Minimum Wages Enforcement (including Farm Labour)	-	(a) <i>Agriculture and Farm workers</i> (i) Inspections made (ii) Irregularities detected (iii) Irregularities rectified (iv) Claims filed (v) claims settled (vi) Prosecution cases pending (vii) Prosecution cases filed (viii) Prosecution cases decided (b) <i>others</i>	Targets not fixed */ not supplied by Administrative Ministry	-	Ministry of Labour & Employment

Item No.	Name of the item	Parameter	Parameters/ indicators	Whether State-wise targets fixed by the concerned Administrative Ministries	Whether targets have been received	Nodal Ministry
6	Food Security: (i) Targeted Public Distribution System (AAY+APL+BPL) (ii) Antyodaya Anna Yojana (AAY) (iii) Below Poverty Line (BPL)	3	Allocation of Food Grains to States/UTs	Targets fixed & received from Administrative Ministry	Yes	Ministry of Consumer Affairs, Food & Public Distribution
		4	Allocation of Food Grains to States/UTs	-do-	Yes	-do-
		5	Allocation of Food Grains to States/UTs	-do-	Yes	-do-
7	Rural Housing - Indira Awaas Yojana (IAY)	6	Houses Constructed	Targets fixed & received from Administrative Ministry	Yes	Ministry of Rural Development
8	EWS/LIG Houses in Urban Areas	7	Houses Constructed	Targets fixed & received from Administrative Ministry	Yes	M/o Housing and Urban Poverty Alleviation
9	Rural Areas - <i>National Rural Drinking Water Programme</i> - (NRDWP)	8	(i) Coverage of Habitations (Partially Covered & Slipped back)- (NRDWP)	Targets fixed & received from Administrative Ministry	Yes	Ministry of Drinking Water and Sanitation
		9	(ii) Coverage of water quality affected habitations – (NRDWP)	Targets fixed & received from Administrative Ministry	Yes	-do-
10.	Sanitation Programme in Rural Areas	-	Individual Household latrines constructed	Targets not fixed */ not supplied by Administrative Ministry	-	Ministry of Drinking Water and Sanitation
11.	Institutional Delivery	-	Delivery in Institutions	Targets not fixed */ not supplied by Administrative Ministry	-	Ministry of Health & Family Welfare
12.	SC Families Assisted	10	SC Families Assisted	Targets received from Administrative Ministry & yet to be finalized**	Yes	M/o Social Justice and Empowerment
13.	Universalisation of ICDS Scheme	11	ICDS Blocks Operational (Cumulative)	Targets fixed & received from Administrative Ministry	Yes	Ministry of Women and Child Development

** The matter yet to be finalized.

Item No.	Name of the item	Parameter	Parameters/ indicators	Whether State-wise targets fixed by the concerned Administrative Ministries	Whether targets have been received	Nodal Ministry
14.	Functional Anganwadis	12	Anganwadis Functional (cumulative)	Targets fixed & received from Administrative Ministry	Yes	Ministry of Women and Child Development
15.	Number of Urban poor families assisted under seven point charter viz. land tenure, housing at affordable cost, water, sanitation, health, education, and social security.	13	Poor Families Assisted	Targets fixed & received from Administrative Ministry	Yes	M/o Housing and Urban Poverty Alleviation
16	Afforestation: (a) Area Covered under Plantation on - Public and Forest Lands (b) Number of Seedlings planted on -Public and Forest Lands	14	(a) Area Covered under Plantation on - Public and Forest Lands	Targets fixed & received from Administrative Ministry	Yes	Ministry of Environment and Forest
		15	(b)Number of Seedlings	Targets fixed & received from Administrative Ministry	Yes	-do-
17.	Rural Roads – PMGSY	16	Length of Road Constructed	Targets fixed & received from Administrative Ministry	Yes	Ministry of Rural Development
18.	Rajiv Gandhi Grameen Vidyutikaran Yojana (RGGVY)	17	Villages electrified	Targets fixed & received from Administrative Ministry	Yes	Ministry of Power
19.	Energising Pump sets	18	Pumpsets Energised	Targets fixed & received from Administrative Ministry	Yes Targets of 12 States have been received so far	-do-
20	Supply of Electricity	19	Electricity demanded	Targets fixed & received from Administrative Ministry	Yes	-do-

** These items where Administrative Ministries have not fixed State-wise targets are not monitored for ranking on monthly basis (only 19 parametres being monitored on monthly basis form the basis of State-wise ranking) since these are monitored without fixing of targets with reference to actual achievements as these are demand driven based.*

Twenty Point Programme – 2006

Items/Parameters identified for appraisal

For the purpose of monthly appraisal, the performance of States under TPP-2006 is evaluated on the following 19 Parameters, contained in 15 Items and as per State/UT wise targets fixed by the Central Administrative Ministries.

Items	Para- meters	Description of Item
1	1	Total No. of Individual Swarozgaries Assisted under SGSY
2	2	SHGs to whom income generating activities provided under SGSY
3	-	Food Security:
	3	(i) Targeted Public Distribution System (TPDS) for AAY, APL & BPL,
	4	(ii) TPDS only for Antyodaya Anna Yojana (AAY)
	5	(iii) TPDS only for Below Poverty Line (BPL)
4	6	Rural Housing under Indira Awaas Yojana (IAY)
5	7	EWS/LIG Houses in Urban Areas
6	-	Rural Areas: National Rural Drinking Water Programme -(NRDWP)
	8	(i) Coverage of Habitations (Partially Covered & Slipped back)- (NRDWP)
	9	(ii) Coverage of Water Quality Affected Habitations – (NRDWP)
7	10	SC Family Assisted
8	11	Universalisation of ICDS Scheme
9	12	Functional Anganwadis
10.	13	Number of Urban poor families assisted under seven point charter viz. land tenure, housing at affordable cost, water, sanitation, health, education, and social security.
11	-	Afforestation:
	14	(i) Area Covered under Plantation on- Public and Forest Lands
	15	(ii) Number of Seedlings planted on- Public and Forest Lands
12	16	Rural Roads constructed under Prime Minister Grameen Sadak Yojana (PMGSY)
13	17	Village electrified under Rajiv Gandhi Grameen Vidyutikaran Yojana (RGGVY)
14	18	Energising Pump sets and
15	19	Supply of Electricity

List of items where the concerned schemes are yet to be operationalised

(i) ***Quick and inexpensive justice–Gram Nyayalayas and Nyaya Panchayats¹***: Ministry of Panchayati Raj is consulting Central Ministries and States/UT Governments regarding draft bill on Nyaya Panchayats.

(ii) ***Sports for all in Rural and Urban Areas²***: The scheme titled “Nagar Palika Yuva Krida Aur Khel Abhiyan” for the development of sports infrastructure in urban areas is yet to be approved.

1. when operationalise will be monitored under Point No. 2 *Jan Shakti (Power to People)* (Item 6)
2. when operationalise will be monitored under Point No 13 *Yuva Vikas (Youth Development)* (Item 47)

PART - I

TWENTY POINT PROGRAMME - 2006

OVERALL PERFORMANCE ANALYSIS

Twenty Point Programme-2006

Progress Report* –(April-September, 2011)

This monthly progress report of Twenty Point Programme-2006 consists of two parts: **Part-I** contains an analysis of the overall performance, whereas **Part-II** deals with item-wise performance.

2. The report is compiled on the basis of data received from the Central Nodal Ministries and State Governments/UT Administrations. The data is received either through web enabled software developed by National Informatics Centre (NIC) Cell in this Ministry or through Fax/e-mail/post. The processing of data has been done in association with NIC Cell.

3. The analysis for the period **April- September, 2011** shows that the performance under **fifteen** items has been **‘Very Good’** (90% or above the targets). These items are:

- (i) Individual Swarozgaries Assisted under SGSY
- (ii) Seedlings Planted (Public and Forest Lands)
- (iii) Pump sets Energized
- (iv) Urban Poor Families Assisted under Seven Point Charter
- (v) Road Constructed under Prime Minister Grameen Sadak Yojana (PMGSY)
- (vi) SHGs Provided Income Generating Activities under SGSY
- (vii) Area Covered under Plantation (Public and Forest Lands)
- (viii) *Food Security*: Targeted Public Distribution System (only for BPL)
- (ix) SC Families Assisted
- (x) ICDS Blocks Operational (Cum.)
- (xi) Houses Constructed under Indira Awaas Yojana IAY
- (xii) Anganwadis Functional (Cum.)
- (xiii) *Food Security*: Targeted Public Distribution System (only for AAY)
- (xiv) Supply of Electricity and
- (xv) *Food Security*: Targeted Public Distribution System for APL, BPL & AAY

4. The performance of **four** items has been **‘Poor’** (below 80% of target). These items are:

- (i) Habitations covered (Partially covered & Slipped back)- NRDWP
- (ii) Villages Electrified - RGGVY
- (iii) Coverage of water quality affected habitations – NRDWP and
- (iv) Houses constructed under EWS/LIG

5. Some of items under TPP-2006 namely “*Mahatma Gandhi National Rural Employment Guarantee Scheme (MGNREGS), Self help Groups formed under SGSY, Sanitation Programme in Rural Area and Institutional Delivery*” are demand driven and no targets are assigned by concerned nodal Ministries where as for items like “*Distribution of Wasteland to the landless*” & *Minimum Wages Enforcement (including Farm Labour)*, concerned administrative Ministries are not in position to provide State/UT-wise targets as such all these items are being monitored on monthly basis without any targets but not been considered for the purpose of appraisal. In order to monitor the performance of TPDS under *Food Security* in a more purpose full manner individual monitoring of one more parameters namely BPL have been added besides existing parameters namely TPDS and AAY for monitoring on monthly basis. *The nomenclature of Accelerated Rural Water Supply Programme-ARWSP has been changed to National Rural Drinking Water Programme–(NRDWP) covering two parameters viz. (i) Coverage of Habitations (Partially Covered & Slipped back and (ii) Coverage of water quality affected habitations–(NRDWP)*. The items where quarterly/ annual targets have been provided by the Ministries concerned, monthly targets have been worked out on prorata basis.

6. Information on MPR has not been received from the State/UT of Chattisgarh and Dadra and Nagar Haveli despite repeated telephonic reminders till finalization of this report. Therefore the performance of the States for the month of *September, 2011* has been reported as Nil in this MPR.

* Based on monthly monitored 19 Parameters.

HIGHLIGHTS OF PERFORMANCE AT A GLANCE

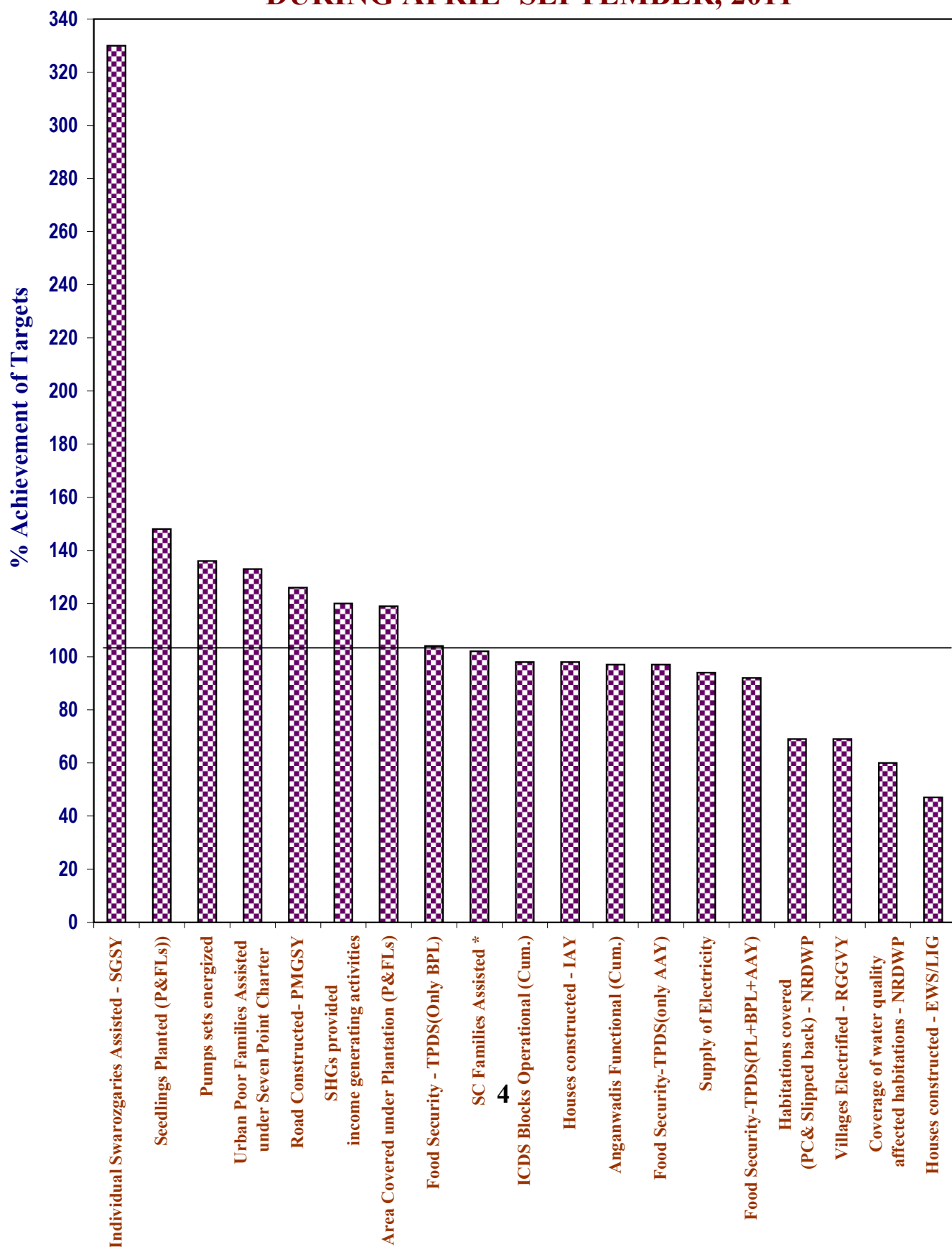
Sl. No.	Item	Achievement for April-September, 2011
1- Employment Generated under MGNREGS.		
	(i) No. of Job cards issued	29.86 lakh *
	(ii) Employment generated	96.20 crore mandays
	(iii) Wages given	Rs.11809.70 crore
2- Swaranjayanti Gram Swarozgar Yojana (SGSY)		
	No. of Individual Swarozgaries Assisted	1,18,972
3- Self help Groups		
	(i) No. of SHGs formed	1,46,641
	(ii) No. of SHGs to whom income generating activities provided under SGSY	79,071
4- Distribution of waste land to the landless		
	Land Distributed	1,988 hectare
5- Minimum Wages Enforcement (Including Farm Labour)		
	(i) No. of Inspections made	59,829
	(ii) No. of Irregularities detected	5922
	(iii) No. of Irregularities rectified	5,754
	(iv) No. of Claims filed	5,273
	(v) No. of Claims settled	919
	(vi) No. of Prosecution cases Pending	5,850
	(vii) No. of Prosecution cases filed	40
	(viii) No. of Prosecution cases decided	103
6- Food Security: (i) TPDS (ii) AAY (iii) BPL		
	(i) Food Security: Targeted Public Distribution System (TPDS)	219.29 lakh tonnes
	(ii) Food Security: Antyodaya Anna Yojana (AAY)	49.92 lakh tonnes
	(iii) Food Security: Below Poverty Line (BPL)	90.84 lakh tonnes
7- Rural Housing-Indira Awaas Yojana		
	No. of Houses constructed	7,94,612
8- EWS/LIG Houses in Urban Areas		
	No. of Houses constructed	94,629

Contd.....

Sl. No.	Item	Achievement for April-September, 2011
9-	Rural Areas. - National Rural Drinking Water Programme-(NRDWP)	
	(i) Coverage of Habitations (Partially covered & Slipped back)- (NRDWP)	23,913
	(ii) Coverage of Water Quality Affected Habitations – (NRDWP)	5,321
10-	Sanitation Programme in Rural Areas	
	No. of Individual household latrines constructed	36.47 lakh
11-	Institutional Delivery	
	No. of Deliveries in Institutions	68.10 lakh
12-	SC Families Assisted	
	No. of SC Families Assisted	24.42 lakh
13-	Universalisation of ICDS Schemes	
	No. of ICDS Blocks Operational (Cum.)	6,773
14-	Functional Anganwadis	
	No. of Anganwadis Functional (Cum.)	12.67 lakh
15-	Number of Urban poor families assisted under seven point charter viz. land tenure, housing at affordable cost, water, sanitation, health, education, and social security.	
	No. of Poor Families Assisted	4,00,265
16-	Afforestation:	
	(i) Area Covered under Plantation (Public and Forest Lands)	10,40,133 hectares
	(ii) No. of Seedlings Planted (Public and Forest Lands)	83.17 Crore
17-	Rural Road- Prime Minister Grameen Sadak Yojana (PMGSY)	
	Length of Road Constructed	12,499 Kms
18-	Rajiv Gandhi Grameen Vidyutikaran Yojana (RGGVY)	
	No. of Villages Electrified	3,286
19-	Energized Pumps sets	
	No. of Pumps sets energized	2,30,117
20-	Supply of Electricity	
	Electricity supplied	4,20,711 million units (MU)

Note:- * Some of States are reporting cumulative performance since inception but now it has been reconciled with the performance figures supplied by M/o Rural Development to set performance targets during April-September, 2011.

ALL INDIA PERFORMANCE OF TARGET ORIENTED PARAMETERS DURING APRIL -SEPTEMBER, 2011



19 parametres are monitored for monthly performance

* Based on previous years targets as current year's target not available

ACHIEVEMENT HIGHLIGHTS

PERFORMANCE OF TARGET ORIENTED PARAMETERS DURING APRIL- SEPTEMBER, 2011

The cumulative performance during April to September, 2011 has been "Very Good" for 15 parameters, and "Poor" for 4 parameters.

A. "Very Good" Performance (90% or above of targets)

<u>Sl. No.</u>	<u>Items</u>	<u>% Achievement</u>
1	Individual Swarozgaries Assisted - SGSY	330
2	Seedlings Planted (Public and Forest Lands)	148
3	Pumps sets energized	136
4	Urban Poor Families Assisted under Seven Point Charter	133
5	Road Constructed- PMGSY	126
6	SHGs provided income generating activities	120
7	Area Covered under Plantation (Public and Forest Lands)	119
8	Food Security-Targeted Public Distribution System (Only BPL)	104
9	SC Families Assisted	102
10	ICDS Blocks Operational (Cum.)	98
11	Houses constructed - IAY	98
12	Anganwadis Functional (Cum.)	97
13	Food security-Targeted Public Distribution system (only AAY)	97
14	Supply of Electricity	94
15	Food security-Targeted Public Distribution system (APL+BPL+AAY)	92

B. Areas of concern-where the performance is below 80%

16	Habitations covered (Partially covered & Slipped back) - NRDWP	69
17	Villages Electrified - RGGVY	69
18	Coverage of water quality affected habitations - NRDWP	60
19	Houses constructed - EWS/LIG	47

Table - A

Targets for 2011-2012 & April to September, 2011 and achievements during the period April to September, 2011
ALL INDIA PERFORMANCE

Sl. No.	Item Description	Units	Targets		Achievements	% Achievements of Targets during April - September,2011
			2011-2012	April - September,2011	April - September,2011	
1	Individual Swarozgaries Assisted - SGSY	Number	1,02,972	36,037	1,18,972	330
2	SHGs provided income generating activities	Number	-	65,715	79,071	120
3	Food Security:Targeted Public Ditribution System(TPDS)	Tonnes	-	2,39,35,516	2,19,29,467	92
4	Food Security:Antodaya Anna Yojana(AAY)	Tonnes	-	51,21,336	49,92,093	97
5	Food Security:Targeted Public Ditribution System (Only BPL)	Tonnes	1,74,38,900	87,17,664	90,84,426	104
6	Houses constructed - IAY	Number	27,26,702	8,07,972	7,94,612	98
7	Houses constructed - EWS/LIG	Number	4,00,000	1,99,998	94,629	47
8	Habitations covered (Partially covered & Slipped back) - NRDWP	Number	1,15,379	34,589	23,913	69
9	Coverage of water quality affected habitations - NRDWP	Number	29,790	8,925	5,321	60
10	SC Families Assisted	Number	47,74,200	23,87,042	24,41,875	102
11	ICDS Blocks Operational (Cum.)	Number	6,900	6,900	6,773	98
12	Anganwadis Functional (Cum.)	Number	13,09,298	13,09,298	12,66,884	97
13	Urban Poor Families Assisted under Seven Point Charter	Number	6,00,000	3,00,000	4,00,265	133
14	Area Covered under Plantation (Public and Forest Lands)	Hectares	17,45,580	8,72,783	10,40,133	119
15	Seedlings Planted (Public and Forest Lands)	Number	1,12,56,28,000	56,28,14,006	83,17,52,915	148
16	Road Constructed- PMGSY	Kilometer	33,000	9,902	12,499	126
17	Villages Electrified - RGGVY	Number	14,471	4,786	3,286	69
18	Pumps sets energized	Number	3,38,331	1,69,158	2,30,117	136
19	Electricity supplied	Million Units	-	4,48,006	4,20,711	94

Table - B

STATE-WISE PERFORMANCE DURING APRIL-SEPTEMBER, 2011 (PERCENT ACHIEVEMENT)

Sl. No.	Description	ALL INDIA	AP	ARP	AS	BI	CHHA.	DELHI	GOA
1	Individual Swarozgaries Assisted - SGSY	330	151	176	110	46	201	NA	37
2	SHGs provided income generating activities	120	180	0	110	53	41	NA	20
3	Food security-Targeted Public Distribution system (APL+BPL+AAY)	92	80	101	91	83	87	94	105
4	Food security-Targeted Public Distribution system (only AAY)	97	97	91	98	96	94	67	102
5	Food Security - Targeted Public Distribution System (Only BPL)	104	96	99	98	97	99	101	100
6	Houses constructed - IAY	98	207	27	115	61	78	NA	169
7	Houses constructed - EWS/LIG	47	72	143	0	0	28	1	NA
8	Habitations covered (Partially covered & Slipped back) - NRDWP	69	52	13	57	63	138	NA	NA
9	Coverage of water quality affected habitations - NRDWP	60	717	NA	57	45	44	NA	NA
10	SC Families Assisted	102	275	NA	27	125	3	27	41
11	ICDS Blocks Operational (Cum.)	98	100	97	100	100	82	119	100
12	Anganwadis Functional (Cum.)	97	98	99	97	94	76	122	100
13	Urban Poor Families Assisted under Seven Point Charter	133	903	0	41	0	0	0	NA
14	Area Covered under Plantation (Public and Forest Lands)	119	120	333	0	53	120	1,667	186
15	Seedlings Planted (Public and Forest Lands)	148	203	38	0	125	0	2,121	406
16	Road Constructed- PMGSY	126	116	242	232	74	125	NA	NA
17	Villages Electrified - RGGVY	69	NA	55	128	166	25	NA	NA
18	Pumps sets energized	136	165	NA	NA	0	76	NA	160
19	Supply of Electricity	94	97	91	95	79	97	100	99

NA - Not Applicable

Table - B(Contd.)

STATE-WISE PERFORMANCE DURING APRIL-SEPTEMBER, 2011 (PERCENT ACHIEVEMENT)

Sl. No.	Description	ALL INDIA	GUJ	HRY	HP	J&K	JHAR.	KAR	KER
1	Individual Swarozgaries Assisted - SGSY	330	880	105	412	898	216	401	225
2	SHGs provided income generating activities	120	256	94	137	40	148	56	86
3	Food security-Targeted Public Distribution system (APL+BPL+AAY)	92	65	93	99	101	80	96	101
4	Food security-Targeted Public Distribution system (only AAY)	97	103	98	100	102	99	101	100
5	Food Security - Targeted Public Distribution System (Only BPL)	104	99	115	98	101	97	100	101
6	Houses constructed - IAY	98	81	99	46	146	340	32	125
7	Houses constructed - EWS/LIG	47	43	424	NA	NA	350	167	2
8	Habitations covered (Partially covered & Slipped back) - NRDWP	69	105	83	125	0	25	90	23
9	Coverage of water quality affected habitations - NRDWP	60	60	86	NA	0	7	33	44
10	SC Families Assisted	102	148	82	89	14,488	108	86	79
11	ICDS Blocks Operational (Cum.)	98	100	102	100	100	100	100	100
12	Anganwadis Functional (Cum.)	97	100	107	100	104	100	100	100
13	Urban Poor Families Assisted under Seven Point Charter	133	165	5	NA	NA	73	98	33
14	Area Covered under Plantation (Public and Forest Lands)	119	117	451	196	14	196	117	74
15	Seedlings Planted (Public and Forest Lands)	148	287	546	196	14	143	164	206
16	Road Constructed- PMGSY	126	195	84	117	254	320	272	85
17	Villages Electrified - RGGVY	69	NA	NA	92	116	26	NA	NA
18	Pumps sets energized	136	57	130	212	NA	10	367	69
19	Supply of Electricity	94	100	98	99	78	97	92	98

NA - Not Applicable

Table - B(Contd.)

STATE-WISE PERFORMANCE DURING APRIL-SEPTEMBER, 2011 (PERCENT ACHIEVEMENT)

Sl. No.	Description	ALL INDIA	MP	MAH	MANI	MEGH	MIZ	NAGA	ORI
1	Individual Swarozgaries Assisted - SGSY	330	1,552	159	0	17	230	1,045	26
2	SHGs provided income generating activities	120	161	85	28	115	131	0	27
3	Food security-Targeted Public Distribution system (APL+BPL+AAY)	92	119	83	104	103	92	110	98
4	Food security-Targeted Public Distribution system (only AAY)	97	112	92	146	101	94	108	98
5	Food Security - Targeted Public Distribution System (Only BPL)	104	160	98	145	102	94	110	100
6	Houses constructed - IAY	98	86	62	45	63	195	357	76
7	Houses constructed - EWS/LIG	47	11	44	NA	0	0	0	3
8	Habitations covered (Partially covered & Slipped back) - NRDWP	69	155	84	136	97	8	200	196
9	Coverage of water quality affected habitations - NRDWP	60	130	89	0	33	NA	0	110
10	SC Families Assisted	102	37	101	0	NA	NA	NA	12
11	ICDS Blocks Operational (Cum.)	98	100	100	100	100	100	100	98
12	Anganwadis Functional (Cum.)	97	93	88	92	100	100	100	97
13	Urban Poor Families Assisted under Seven Point Charter	133	22	61	NA	6	0	0	8
14	Area Covered under Plantation (Public and Forest Lands)	119	98	87	310	427	174	0	113
15	Seedlings Planted (Public and Forest Lands)	148	98	124	237	386	59	0	79
16	Road Constructed- PMGSY	126	74	262	504	13	177	17	192
17	Villages Electrified - RGGVY	69	80	NA	18	3	104	150	36
18	Pumps sets energized	136	782	NA	NA	NA	NA	NA	262
19	Supply of Electricity	94	88	86	90	76	89	90	99

NA - Not Applicable

Table - B(Contd.)

STATE-WISE PERFORMANCE DURING APRIL-SEPTEMBER, 2011 (PERCENT ACHIEVEMENT)

Sl. No.	Description	ALL INDIA	PUDU	PUN	RAJ	SIK	TN	TRI	UTTA.
1	Individual Swarozgaries Assisted - SGSY	330	106	475	292	352	417	0	253
2	SHGs provided income generating activities	120	181	47	44	42	295	155	152
3	Food security-Targeted Public Distribution system (APL+BPL+AAY)	92	76	79	99	105	101	89	91
4	Food security-Targeted Public Distribution system (only AAY)	97	93	71	99	109	101	105	83
5	Food Security - Targeted Public Distribution System (Only BPL)	104	89	94	101	114	101	108	94
6	Houses constructed - IAY	98	4	104	72	281	23	11	100
7	Houses constructed - EWS/LIG	47	0	0	103	NA	13	48	0
8	Habitations covered (Partially covered & Slipped back) - NRDWP	69	NA	59	114	32	4	NA	88
9	Coverage of water quality affected habitations - NRDWP	60	NA	40	118	NA	0	16	NA
10	SC Families Assisted	102	45	66	83	73	100	21	95
11	ICDS Blocks Operational (Cum.)	98	100	100	100	100	100	100	100
12	Anganwadis Functional (Cum.)	97	100	100	98	100	100	100	86
13	Urban Poor Families Assisted under Seven Point Charter	133	761	9	15	NA	50	213	4
14	Area Covered under Plantation (Public and Forest Lands)	119	43	166	217	219	24	315	207
15	Seedlings Planted (Public and Forest Lands)	148	44	178	199	228	12	303	337
16	Road Constructed- PMGSY	126	NA	30	47	65	176	22	196
17	Villages Electrified - RGGVY	69	NA	NA	47	NA	NA	159	NA
18	Pumps sets energized	136	67	37	41	NA	109	NA	275
19	Supply of Electricity	94	99	97	99	99	95	94	97

NA - Not Applicable

Table - B(Contd.)

STATE-WISE PERFORMANCE DURING APRIL-SEPTEMBER, 2011 (PERCENT ACHIEVEMENT)

Sl. No.	Description	ALL INDIA	UP	WB	A&N	CHND.	D&N	D&D	LAKSH
1	Individual Swarozgaries Assisted - SGSY	330	533	10	4,900	NA	0	200	6,733
2	SHGs provided income generating activities	120	91	338	733	NA	0	0	0
3	Food security-Targeted Public Distribution system (APL+BPL+AAY)	92	94	92	46	89	95	94	0
4	Food security-Targeted Public Distribution system (only AAY)	97	100	80	37	19	100	85	0
5	Food Security - Targeted Public Distribution System (Only BPL)	104	108	98	78	86	106	227	0
6	Houses constructed - IAY	98	76	182	46	NA	181	58	76
7	Houses constructed - EWS/LIG	47	14	31	NA	0	NA	NA	NA
8	Habitations covered (Partially covered & Slipped back) - NRDWP	69	15	96	NA	NA	NA	NA	NA
9	Coverage of water quality affected habitations - NRDWP	60	28	15	NA	NA	NA	NA	NA
10	SC Families Assisted	102	68	17	NA	93	NA	NA	NA
11	ICDS Blocks Operational (Cum.)	98	100	81	100	100	100	100	100
12	Anganwadis Functional (Cum.)	97	101	98	99	92	82	93	100
13	Urban Poor Families Assisted under Seven Point Charter	133	4	23	NA	0	NA	NA	NA
14	Area Covered under Plantation (Public and Forest Lands)	119	168	0	154	198	217	14	110
15	Seedlings Planted (Public and Forest Lands)	148	212	110	124	174	464	73	176
16	Road Constructed- PMGSY	126	30	80	NA	NA	NA	NA	NA
17	Villages Electrified - RGGVY	69	NA	NA	NA	NA	NA	NA	NA
18	Pumps sets energized	136	98	141	NA	NA	NA	0	NA
19	Supply of Electricity	94	91	99	75	100	99	90	100

NA - Not Applicable

Table - C

Items in which the States/UTs performance is Very Good (90% and above),
Good (80% to 90%) and Poor (below 80%) during the period
April to September, 2011

1. ANDHRA PRADESH

Very Good

Individual Swarozgaries Assisted - SGSY, SHGs provided income generating activities, Food Security:Antodaya Anna Yojana(AAY), Food Security:Targeted Public Distribution System (Only BPL), Houses constructed - IAY, Coverage of water quality affected habitations - NRDWP, SC Families Assisted, ICDS Blocks Operational (Cum.), Anganwadis Functional (Cum.), Urban Poor Families Assisted under Seven Point Charter, Area Covered under Plantation (Public and Forest Lands), Seedlings Planted (Public and Forest Lands), Road Constructed- PMGSY, Pumps sets energized, Electricity supplied

Good

Food Security:Targeted Public Distribution System(TPDS)

Poor

Houses constructed - EWS/LIG, Habitations covered (Partially covered & Slipped back) - NRDWP

2. ARUNACHAL PRADESH

Very Good

Individual Swarozgaries Assisted - SGSY, Food Security:Targeted Public Distribution System(TPDS), Food Security:Antodaya Anna Yojana(AAY), Food Security:Targeted Public Distribution System (Only BPL), Houses constructed - EWS/LIG, ICDS Blocks Operational (Cum.), Anganwadis Functional (Cum.), Area Covered under Plantation (Public and Forest Lands), Road Constructed- PMGSY, Electricity supplied

Poor

SHGs provided income generating activities, Houses constructed - IAY, Habitations covered (Partially covered & Slipped back) - NRDWP, Urban Poor Families Assisted under Seven Point Charter, Seedlings Planted (Public and Forest Lands), Villages Electrified - RGGVY

3. ASSAM

Very Good

Individual Swarozgaries Assisted - SGSY, SHGs provided income generating activities, Food Security:Targeted Public Distribution System(TPDS), Food Security:Antodaya Anna Yojana(AAY), Food Security:Targeted Public Distribution System (Only BPL), Houses constructed - IAY, ICDS Blocks Operational (Cum.), Anganwadis Functional (Cum.), Road Constructed- PMGSY, Villages Electrified - RGGVY, Electricity supplied

Poor

Houses constructed - EWS/LIG, Habitations covered (Partially covered & Slipped back) - NRDWP, Coverage of water quality affected habitations - NRDWP, SC Families Assisted, Urban Poor Families Assisted under Seven Point Charter, Area Covered under Plantation (Public and Forest Lands), Seedlings Planted (Public and Forest Lands)

4. BIHAR

Very Good

Food Security:Antodaya Anna Yojana(AAY), Food Security:Targeted Public Distribution System (Only BPL), SC Families Assisted, ICDS Blocks Operational (Cum.), Anganwadis Functional (Cum.), Seedlings Planted (Public and Forest Lands), Villages Electrified - RGGVY

Good

Food Security:Targeted Public Distribution System(TPDS)

Poor

Individual Swarozgaries Assisted - SGSY, SHGs provided income generating activities, Houses constructed - IAY, Houses constructed - EWS/LIG, Habitations covered (Partially covered & Slipped back) - NRDWP, Coverage of water quality affected habitations - NRDWP, Urban Poor Families Assisted under Seven Point Charter, Area Covered under Plantation (Public and Forest Lands), Road Constructed- PMGSY, Pumps sets energized, Electricity supplied

Table - C (Contd..)

5. CHHATISGARH

Very Good

Individual Swarozgaries Assisted - SGSY, Food Security:Antodaya Anna Yojana(AAY), Food Security:Targeted Public Distribution System (Only BPL), Habitations covered (Partially covered & Slipped back) - NRDWP, Area Covered under Plantation (Public and Forest Lands), Road Constructed- PMGSY, Electricity supplied

Good

Food Security:Targeted Public Distribution System(TPDS), ICDS Blocks Operational (Cum.)

Poor

SHGs provided income generating activities, Houses constructed - IAY, Houses constructed - EWS/LIG, Coverage of water quality affected habitations - NRDWP, SC Families Assisted, Anganwadis Functional (Cum.), Urban Poor Families Assisted under Seven Point Charter, Seedlings Planted (Public and Forest Lands), Villages Electrified - RGGVY, Pumps sets energized

6. DELHI

Very Good

Food Security:Targeted Public Distribution System(TPDS), Food Security:Targeted Public Distribution System (Only BPL), ICDS Blocks Operational (Cum.), Anganwadis Functional (Cum.), Area Covered under Plantation (Public and Forest Lands), Seedlings Planted (Public and Forest Lands), Electricity supplied

Poor

Food Security:Antodaya Anna Yojana(AAY), Houses constructed - EWS/LIG, SC Families Assisted, Urban Poor Families Assisted under Seven Point Charter

7. GOA

Very Good

Food Security:Targeted Public Distribution System(TPDS), Food Security:Antodaya Anna Yojana(AAY), Food Security:Targeted Public Distribution System (Only BPL), Houses constructed - IAY, ICDS Blocks Operational (Cum.), Anganwadis Functional (Cum.), Area Covered under Plantation (Public and Forest Lands), Seedlings Planted (Public and Forest Lands), Pumps sets energized, Electricity supplied

Poor

Individual Swarozgaries Assisted - SGSY, SHGs provided income generating activities, SC Families Assisted

8. GUJARAT

Very Good

Individual Swarozgaries Assisted - SGSY, SHGs provided income generating activities, Food Security:Antodaya Anna Yojana(AAY), Food Security:Targeted Public Distribution System (Only BPL), Habitations covered (Partially covered & Slipped back) - NRDWP, SC Families Assisted, ICDS Blocks Operational (Cum.), Anganwadis Functional (Cum.), Urban Poor Families Assisted under Seven Point Charter, Area Covered under Plantation (Public and Forest Lands), Seedlings Planted (Public and Forest Lands), Road Constructed- PMGSY, Electricity supplied

Good

Houses constructed - IAY

Poor

Food Security:Targeted Public Distribution System(TPDS), Houses constructed - EWS/LIG, Coverage of water quality affected habitations - NRDWP, Pumps sets energized

Table - C (Contd..)

9. HARYANA

Very Good

Individual Swarozgaries Assisted - SGSY, SHGs provided income generating activities, Food Security:Targeted Public Distribution System(TPDS), Food Security:Antodaya Anna Yojana(AAY), Food Security:Targeted Public Distribution System (Only BPL), Houses constructed - IAY, Houses constructed - EWS/LIG, ICDS Blocks Operational (Cum.), Anganwadis Functional (Cum.), Area Covered under Plantation (Public and Forest Lands), Seedlings Planted (Public and Forest Lands), Pumps sets energized, Electricity supplied

Good

Habitations covered (Partially covered & Slipped back) - NRDWP, Coverage of water quality affected habitations - NRDWP, SC Families Assisted, Road Constructed- PMGSY

Poor

Urban Poor Families Assisted under Seven Point Charter

10. HIMACHAL PRADESH

Very Good

Individual Swarozgaries Assisted - SGSY, SHGs provided income generating activities, Food Security:Targeted Public Distribution System(TPDS), Food Security:Antodaya Anna Yojana(AAY), Food Security:Targeted Public Distribution System (Only BPL), Habitations covered (Partially covered & Slipped back) - NRDWP, ICDS Blocks Operational (Cum.), Anganwadis Functional (Cum.), Area Covered under Plantation (Public and Forest Lands), Seedlings Planted (Public and Forest Lands), Road Constructed- PMGSY, Villages Electrified - RGGVY, Pumps sets energized, Electricity supplied

Good

SC Families Assisted

Poor

Houses constructed - IAY

11. JAMMU AND KASHMIR

Very Good

Individual Swarozgaries Assisted - SGSY, Food Security:Targeted Public Distribution System(TPDS), Food Security:Antodaya Anna Yojana(AAY), Food Security:Targeted Public Distribution System (Only BPL), Houses constructed - IAY, SC Families Assisted, ICDS Blocks Operational (Cum.), Anganwadis Functional (Cum.), Road Constructed- PMGSY, Villages Electrified - RGGVY

Poor

SHGs provided income generating activities, Habitations covered (Partially covered & Slipped back) - NRDWP, Coverage of water quality affected habitations - NRDWP, Area Covered under Plantation (Public and Forest Lands), Seedlings Planted (Public and Forest Lands), Electricity supplied

12. JHARKHAND

Very Good

Individual Swarozgaries Assisted - SGSY, SHGs provided income generating activities, Food Security:Antodaya Anna Yojana(AAY), Food Security:Targeted Public Distribution System (Only BPL), Houses constructed - IAY, Houses constructed - EWS/LIG, SC Families Assisted, ICDS Blocks Operational (Cum.), Anganwadis Functional (Cum.), Area Covered under Plantation (Public and Forest Lands), Seedlings Planted (Public and Forest Lands), Road Constructed- PMGSY, Electricity supplied

Good

Food Security:Targeted Public Distribution System(TPDS)

Poor

Habitations covered (Partially covered & Slipped back) - NRDWP, Coverage of water quality affected habitations - NRDWP, Urban Poor Families Assisted under Seven Point Charter, Villages Electrified - RGGVY, Pumps sets energized

Table - C (Contd..)

13. KARNATAKA

Very Good

Individual Swarozgaries Assisted - SGSY, Food Security:Targeted Public Distribution System(TPDS), Food Security:Antodaya Anna Yojana(AAY), Food Security:Targeted Public Distribution System (Only BPL), Houses constructed - EWS/LIG, Habitations covered (Partially covered & Slipped back) - NRDWP, ICDS Blocks Operational (Cum.), Anganwadis Functional (Cum.), Urban Poor Families Assisted under Seven Point Charter, Area Covered under Plantation (Public and Forest Lands), Seedlings Planted (Public and Forest Lands), Road Constructed- PMGSY, Pumps sets energized, Electricity supplied

Good

SC Families Assisted

Poor

SHGs provided income generating activities, Houses constructed - IAY, Coverage of water quality affected habitations - NRDWP

14. KERALA

Very Good

Individual Swarozgaries Assisted - SGSY, Food Security:Targeted Public Distribution System(TPDS), Food Security:Antodaya Anna Yojana(AAY), Food Security:Targeted Public Distribution System (Only BPL), Houses constructed - IAY, ICDS Blocks Operational (Cum.), Anganwadis Functional (Cum.), Seedlings Planted (Public and Forest Lands), Electricity supplied

Good

SHGs provided income generating activities, Road Constructed- PMGSY

Poor

Houses constructed - EWS/LIG, Habitations covered (Partially covered & Slipped back) - NRDWP, Coverage of water quality affected habitations - NRDWP, SC Families Assisted, Urban Poor Families Assisted under Seven Point Charter, Area Covered under Plantation (Public and Forest Lands), Pumps sets energized

15. MADHYA PRADESH

Very Good

Individual Swarozgaries Assisted - SGSY, SHGs provided income generating activities, Food Security:Targeted Public Distribution System(TPDS), Food Security:Antodaya Anna Yojana(AAY), Food Security:Targeted Public Distribution System (Only BPL), Habitations covered (Partially covered & Slipped back) - NRDWP, Coverage of water quality affected habitations - NRDWP, ICDS Blocks Operational (Cum.), Anganwadis Functional (Cum.), Area Covered under Plantation (Public and Forest Lands), Seedlings Planted (Public and Forest Lands), Pumps sets energized

Good

Houses constructed - IAY, Villages Electrified - RGGVY, Electricity supplied

Poor

Houses constructed - EWS/LIG, SC Families Assisted, Urban Poor Families Assisted under Seven Point Charter, Road Constructed- PMGSY

16. MAHARASHTRA

Very Good

Individual Swarozgaries Assisted - SGSY, Food Security:Antodaya Anna Yojana(AAY), Food Security:Targeted Public Distribution System (Only BPL), SC Families Assisted, ICDS Blocks Operational (Cum.), Seedlings Planted (Public and Forest Lands), Road Constructed- PMGSY

Good

SHGs provided income generating activities, Food Security:Targeted Public Distribution System(TPDS), Habitations covered (Partially covered & Slipped back) - NRDWP, Coverage of water quality affected habitations - NRDWP, Anganwadis Functional (Cum.), Area Covered under Plantation (Public and Forest Lands), Electricity supplied

Poor

Houses constructed - IAY, Houses constructed - EWS/LIG, Urban Poor Families Assisted under Seven Point Charter

Table - C (Contd..)

17. MANIPUR

Very Good

Food Security:Targeted Public Distribution System(TPDS), Food Security:Antodaya Anna Yojana(AAY), Food Security:Targeted Public Distribution System (Only BPL), Habitations covered (Partially covered & Slipped back) - NRDWP, ICDS Blocks Operational (Cum.), Anganwadis Functional (Cum.), Area Covered under Plantation (Public and Forest Lands), Seedlings Planted (Public and Forest Lands), Road Constructed- PMGSY, Electricity supplied

Poor

Individual Swarozgaries Assisted - SGSY, SHGs provided income generating activities, Houses constructed - IAY, Coverage of water quality affected habitations - NRDWP, SC Families Assisted, Villages Electrified - RGGVY

18. MEGHALAYA

Very Good

SHGs provided income generating activities, Food Security:Targeted Public Distribution System(TPDS), Food Security:Antodaya Anna Yojana(AAY), Food Security:Targeted Public Distribution System (Only BPL), Habitations covered (Partially covered & Slipped back) - NRDWP, ICDS Blocks Operational (Cum.), Anganwadis Functional (Cum.), Area Covered under Plantation (Public and Forest Lands), Seedlings Planted (Public and Forest Lands)

Poor

Individual Swarozgaries Assisted - SGSY, Houses constructed - IAY, Houses constructed - EWS/LIG, Coverage of water quality affected habitations - NRDWP, Urban Poor Families Assisted under Seven Point Charter, Road Constructed- PMGSY, Villages Electrified - RGGVY, Electricity supplied

19. MIZORAM

Very Good

Individual Swarozgaries Assisted - SGSY, SHGs provided income generating activities, Food Security:Targeted Public Distribution System(TPDS), Food Security:Antodaya Anna Yojana(AAY), Food Security:Targeted Public Distribution System (Only BPL), Houses constructed - IAY, ICDS Blocks Operational (Cum.), Anganwadis Functional (Cum.), Area Covered under Plantation (Public and Forest Lands), Road Constructed- PMGSY, Villages Electrified - RGGVY

Good

Electricity supplied

Poor

Houses constructed - EWS/LIG, Habitations covered (Partially covered & Slipped back) - NRDWP, Urban Poor Families Assisted under Seven Point Charter, Seedlings Planted (Public and Forest Lands)

20. NAGALAND

Very Good

Individual Swarozgaries Assisted - SGSY, Food Security:Targeted Public Distribution System(TPDS), Food Security:Antodaya Anna Yojana(AAY), Food Security:Targeted Public Distribution System (Only BPL), Houses constructed - IAY, Habitations covered (Partially covered & Slipped back) - NRDWP, ICDS Blocks Operational (Cum.), Anganwadis Functional (Cum.), Villages Electrified - RGGVY, Electricity supplied

Poor

SHGs provided income generating activities, Houses constructed - EWS/LIG, Coverage of water quality affected habitations - NRDWP, Urban Poor Families Assisted under Seven Point Charter, Area Covered under Plantation (Public and Forest Lands), Seedlings Planted (Public and Forest Lands), Road Constructed- PMGSY

Table - C (Contd..)

21. ORISSA

Very Good

Food Security:Targeted Public Distribution System(TPDS), Food Security:Antodaya Anna Yojana(AAY), Food Security:Targeted Public Distribution System (Only BPL), Habitations covered (Partially covered & Slipped back) - NRDWP, Coverage of water quality affected habitations - NRDWP, ICDS Blocks Operational (Cum.), Anganwadis Functional (Cum.), Area Covered under Plantation (Public and Forest Lands), Road Constructed- PMGSY, Pumps sets energized, Electricity supplied

Poor

Individual Swarozgaries Assisted - SGSY, SHGs provided income generating activities, Houses constructed - IAY, Houses constructed - EWS/LIG, SC Families Assisted, Urban Poor Families Assisted under Seven Point Charter, Seedlings Planted (Public and Forest Lands), Villages Electrified - RGGVY

22. PUDUCHERRY

Very Good

Individual Swarozgaries Assisted - SGSY, SHGs provided income generating activities, Food Security:Antodaya Anna Yojana(AAY), ICDS Blocks Operational (Cum.), Anganwadis Functional (Cum.), Urban Poor Families Assisted under Seven Point Charter, Electricity supplied

Good

Food Security:Targeted Public Distribution System (Only BPL)

Poor

Food Security:Targeted Public Distribution System(TPDS), Houses constructed - IAY, Houses constructed - EWS/LIG, SC Families Assisted, Area Covered under Plantation (Public and Forest Lands), Seedlings Planted (Public and Forest Lands), Pumps sets energized

23. PUNJAB

Very Good

Individual Swarozgaries Assisted - SGSY, Food Security:Targeted Public Distribution System (Only BPL), Houses constructed - IAY, ICDS Blocks Operational (Cum.), Anganwadis Functional (Cum.), Area Covered under Plantation (Public and Forest Lands), Seedlings Planted (Public and Forest Lands), Electricity supplied

Poor

SHGs provided income generating activities, Food Security:Targeted Public Distribution System(TPDS), Food Security:Antodaya Anna Yojana(AAY), Houses constructed - EWS/LIG, Habitations covered (Partially covered & Slipped back) - NRDWP, Coverage of water quality affected habitations - NRDWP, SC Families Assisted, Urban Poor Families Assisted under Seven Point Charter, Road Constructed- PMGSY, Pumps sets energized

24. RAJASTHAN

Very Good

Individual Swarozgaries Assisted - SGSY, Food Security:Targeted Public Distribution System(TPDS), Food Security:Antodaya Anna Yojana(AAY), Food Security:Targeted Public Distribution System (Only BPL), Houses constructed - EWS/LIG, Habitations covered (Partially covered & Slipped back) - NRDWP, Coverage of water quality affected habitations - NRDWP, ICDS Blocks Operational (Cum.), Anganwadis Functional (Cum.), Area Covered under Plantation (Public and Forest Lands), Seedlings Planted (Public and Forest Lands), Electricity supplied

Good

SC Families Assisted

Poor

SHGs provided income generating activities, Houses constructed - IAY, Urban Poor Families Assisted under Seven Point Charter, Road Constructed- PMGSY, Villages Electrified - RGGVY, Pumps sets energized

Table - C (Contd..)

25. SIKKIM

Very Good

Individual Swarozgaries Assisted - SGSY, Food Security:Targeted Public Distribution System(TPDS), Food Security:Antodaya Anna Yojana(AAY), Food Security:Targeted Public Distribution System (Only BPL), Houses constructed - IAY, ICDS Blocks Operational (Cum.), Anganwadis Functional (Cum.), Area Covered under Plantation (Public and Forest Lands), Seedlings Planted (Public and Forest Lands), Electricity supplied

Poor

SHGs provided income generating activities, Habitations covered (Partially covered & Slipped back) - NRDWP, SC Families Assisted, Road Constructed- PMGSY

26. TAMIL NADU

Very Good

Individual Swarozgaries Assisted - SGSY, SHGs provided income generating activities, Food Security:Targeted Public Distribution System(TPDS), Food Security:Antodaya Anna Yojana(AAY), Food Security:Targeted Public Distribution System (Only BPL), SC Families Assisted, ICDS Blocks Operational (Cum.), Anganwadis Functional (Cum.), Road Constructed-PMGSY, Pumps sets energized, Electricity supplied

Poor

Houses constructed - IAY, Houses constructed - EWS/LIG, Habitations covered (Partially covered & Slipped back) - NRDWP, Coverage of water quality affected habitations - NRDWP, Urban Poor Families Assisted under Seven Point Charter, Area Covered under Plantation (Public and Forest Lands), Seedlings Planted (Public and Forest Lands)

27. TRIPURA

Very Good

SHGs provided income generating activities, Food Security:Antodaya Anna Yojana(AAY), Food Security:Targeted Public Distribution System (Only BPL), ICDS Blocks Operational (Cum.), Anganwadis Functional (Cum.), Urban Poor Families Assisted under Seven Point Charter, Area Covered under Plantation (Public and Forest Lands), Seedlings Planted (Public and Forest Lands), Villages Electrified - RGGVY, Electricity supplied

Good

Food Security:Targeted Public Distribution System(TPDS)

Poor

Individual Swarozgaries Assisted - SGSY, Houses constructed - IAY, Houses constructed - EWS/LIG, Coverage of water quality affected habitations - NRDWP, SC Families Assisted, Road Constructed- PMGSY

28. UTTARAKHAND

Very Good

Individual Swarozgaries Assisted - SGSY, SHGs provided income generating activities, Food Security:Targeted Public Distribution System(TPDS), Food Security:Targeted Public Distribution System (Only BPL), Houses constructed - IAY, SC Families Assisted, ICDS Blocks Operational (Cum.), Area Covered under Plantation (Public and Forest Lands), Seedlings Planted (Public and Forest Lands), Road Constructed- PMGSY, Pumps sets energized, Electricity supplied

Good

Food Security:Antodaya Anna Yojana(AAY), Habitations covered (Partially covered & Slipped back) - NRDWP, Anganwadis Functional (Cum.)

Poor

Houses constructed - EWS/LIG, Urban Poor Families Assisted under Seven Point Charter

Table - C (Contd..)

29. UTTAR PRADESH

Very Good

Individual Swarozgaries Assisted - SGSY, SHGs provided income generating activities, Food Security:Targeted Public Distribution System(TPDS), Food Security:Antodaya Anna Yojana(AAY), Food Security:Targeted Public Distribution System (Only BPL), ICDS Blocks Operational (Cum.), Anganwadis Functional (Cum.), Area Covered under Plantation (Public and Forest Lands), Seedlings Planted (Public and Forest Lands), Pumps sets energized, Electricity supplied

Poor

Houses constructed - IAY, Houses constructed - EWS/LIG, Habitations covered (Partially covered & Slipped back) - NRDWP, Coverage of water quality affected habitations - NRDWP, SC Families Assisted, Urban Poor Families Assisted under Seven Point Charter, Road Constructed- PMGSY

30. WEST BENGAL

Very Good

SHGs provided income generating activities, Food Security:Targeted Public Distribution System(TPDS), Food Security:Targeted Public Distribution System (Only BPL), Houses constructed - IAY, Habitations covered (Partially covered & Slipped back) - NRDWP, Anganwadis Functional (Cum.), Seedlings Planted (Public and Forest Lands), Pumps sets energized, Electricity supplied

Good

Food Security:Antodaya Anna Yojana(AAY), ICDS Blocks Operational (Cum.), Road Constructed- PMGSY

Poor

Individual Swarozgaries Assisted - SGSY, Houses constructed - EWS/LIG, Coverage of water quality affected habitations - NRDWP, SC Families Assisted, Urban Poor Families Assisted under Seven Point Charter, Area Covered under Plantation (Public and Forest Lands)

31. ANDAMAN AND NICOBAR ISLANDS

Very Good

Individual Swarozgaries Assisted - SGSY, SHGs provided income generating activities, ICDS Blocks Operational (Cum.), Anganwadis Functional (Cum.), Area Covered under Plantation (Public and Forest Lands), Seedlings Planted (Public and Forest Lands)

Poor

Food Security:Targeted Public Distribution System(TPDS), Food Security:Antodaya Anna Yojana(AAY), Food Security:Targeted Public Distribution System (Only BPL), Houses constructed - IAY, Electricity supplied

32. CHANDIGARH

Very Good

SC Families Assisted, ICDS Blocks Operational (Cum.), Anganwadis Functional (Cum.), Area Covered under Plantation (Public and Forest Lands), Seedlings Planted (Public and Forest Lands), Electricity supplied

Good

Food Security:Targeted Public Distribution System(TPDS), Food Security:Targeted Public Distribution System (Only BPL)

Poor

Food Security:Antodaya Anna Yojana(AAY), Houses constructed - EWS/LIG, Urban Poor Families Assisted under Seven Point Charter

Table - C (Contd..)

33. DADRA AND NAGAR HAVELI

Very Good

Food Security:Targeted Public Distribution System(TPDS), Food Security:Antodaya Anna Yojana(AAY), Food Security:Targeted Public Distribution System (Only BPL), Houses constructed - IAY, ICDS Blocks Operational (Cum.), Area Covered under Plantation (Public and Forest Lands), Seedlings Planted (Public and Forest Lands), Electricity supplied

Good

Anganwadis Functional (Cum.)

Poor

Individual Swarozgaries Assisted - SGSY, SHGs provided income generating activities

34. DAMAN AND DIU

Very Good

Individual Swarozgaries Assisted - SGSY, Food Security:Targeted Public Distribution System(TPDS), Food Security:Targeted Public Distribution System (Only BPL), ICDS Blocks Operational (Cum.), Anganwadis Functional (Cum.), Electricity supplied

Good

Food Security:Antodaya Anna Yojana(AAY)

Poor

SHGs provided income generating activities, Houses constructed - IAY, Area Covered under Plantation (Public and Forest Lands), Seedlings Planted (Public and Forest Lands), Pumps sets energized

35. LAKSHADWEEP

Very Good

Individual Swarozgaries Assisted - SGSY, ICDS Blocks Operational (Cum.), Anganwadis Functional (Cum.), Area Covered under Plantation (Public and Forest Lands), Seedlings Planted (Public and Forest Lands), Electricity supplied

Poor

SHGs provided income generating activities, Food Security:Targeted Public Distribution System(TPDS), Food Security:Antodaya Anna Yojana(AAY), Food Security:Targeted Public Distribution System (Only BPL), Houses constructed - IAY

PART - II

TWENTY POINT PROGRAMME - 2006

ITEM-WISE PERFORMANCE TABLES

Table - 1

Employment generation under the MG NREG Scheme

Sl. No.	State/UT Name	No. of job cards issued (Number) April,2011-September,2011	Employment generated (Number) April,2011-September,2011	Wages given (Rupees) April,2011-September,2011
(1)	(2)	(3)	(4)	(5)
1	ANDHRA PRADESH	1,60,377	17,07,77,000	23,93,01,00,000
2	ARUNACHAL PRADESH	12863 *	0	0
3	ASSAM	80,295	1,28,46,000	1,67,00,07,000
4	BIHAR	1,16,377	3,41,000	3,15,50,000
5	CHHATISGARH	89,799	5,97,73,000	7,56,67,18,000
6	DELHI	0	0	0
7	GOA	3,885	1,68,793	2,61,53,000
8	GUJARAT	45,218	1,57,63,000	1,69,19,08,000
9	HARYANA	50,135	40,03,000	73,34,00,000
10	HIMACHAL PRADESH	39831 *	95,76,000	1,25,78,72,000
11	JAMMU AND KASHMIR	91,371	94,34,000	1,32,24,41,000
12	JHARKHAND	50,757	2,73,66,477	3,35,34,72,820
13	KARNATAKA	0	96,59,000	4,31,89,38,000
14	KERALA	# 5,10,740	1,31,96,740	2,27,60,71,000
15	MADHYA PRADESH	72,594	7,47,88,000	9,11,13,99,000
16	MAHARASHTRA	2,21,034 *	15,35,489	2,66,29,32,000
17	MANIPUR	52947 *	1,01,97,000	1,28,44,59,000
18	MEGHALAYA	47917 *	36,97,000	40,62,53,000
19	MIZORAM	10473 *	68,85,933	88,82,85,600
20	NAGALAND	17998 *	46,38,693	1,48,22,19,000
21	ORISSA	42,463	2,19,86,000	2,75,83,75,000
22	PUDUCHERRY	549 *	5,25,028	3,53,64,000
23	PUNJAB	36385 *	31,19,000	47,82,05,000
24	RAJASTHAN	# 91130	14,15,49,000	13,06,28,12,000
25	SIKKIM	2206 *	28,63,834	31,71,99,000
26	TAMIL NADU	2,32,565	15,29,63,900	13,82,31,22,500
27	TRIPURA	5789 *	79,02,381	93,17,42,000
28	UTTARAKHAND	17,121	1,02,05,400	1,22,47,56,000
29	UTTAR PRADESH	7,54,099	14,89,60,000	16,27,99,63,800
30	WEST BENGAL	1,27,270	3,68,67,000	5,10,14,24,000
31	ANDAMAN AND NICOBAR ISLANDS	1,491	3,31,441	5,41,91,000
32	CHANDIGARH	0	0	0
33	DADRA AND NAGAR HAVELI	0	4,280	0
34	DAMAN AND DIU	0	0	0
35	LAKSHADWEEP	655	96,790	1,57,02,000
Grand Total		29,86,334	96,20,20,179	1,18,09,70,34,720

Note:- * Some of States are reporting cumulative performance since inception but now it has been reconciled with the performance figures supplied by the M/o Rural Development to set performance targets during April-September,2011

Previous figure repeated due to wide variation reported by the state

Swaranjayanti Gram Swarojgar Yojana (SGSY)

Individual Swarozgaries Assisted

% Achievement of Target
During April-September, 2011

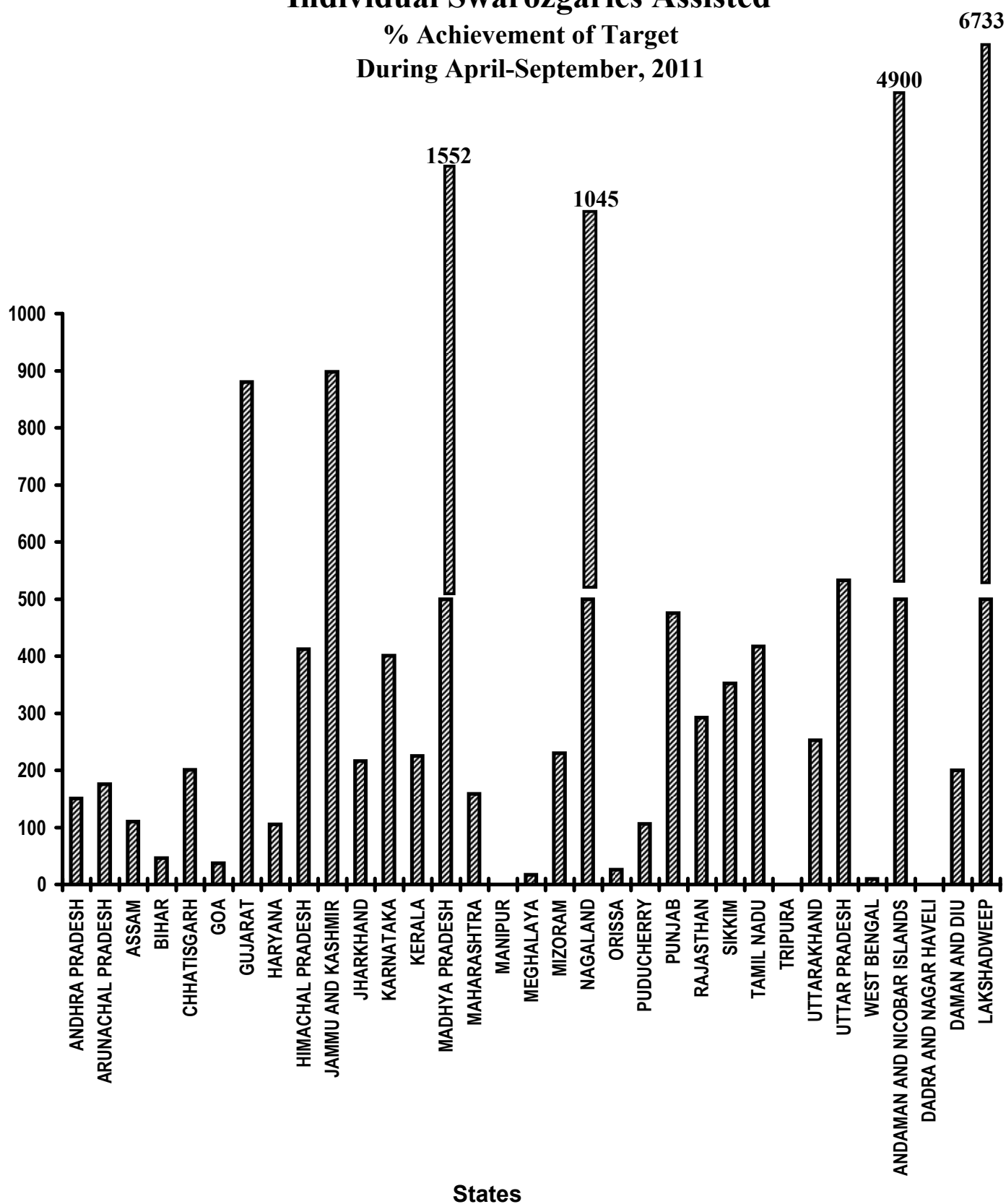


Table - 2 (A)

Swaranjayanti Gram Swarojgar Yojana
Individual Swarozgaries Assisted
(Unit: Number)

Sl. No.	State/UT Name	Target		Achievement	Percent
		2011-2012	April,2011-September,2011	April,2011-September,2011	Achievement April,2011-September,2011
(1)	(2)	(3)	(4)	(5)	(5)/(4)
1	ANDHRA PRADESH	5,496	1,923	2,895	151
2	ARUNACHAL PRADESH	271	95	167 *	176
3	ASSAM	7,038	2,463	2,702	110
4	BIHAR	13,075	4,576	2,106	46
5	CHHATISGARH	2,905	1,016	2,044	201
6	GOA	82	27	10	37
7	GUJARAT	2,069	722	6,352	880
8	HARYANA	1,217	426	448	105
9	HIMACHAL PRADESH	513	180	741	412
10	JAMMU AND KASHMIR	634	222	# 1993	898
11	JHARKHAND	4,930	1,726	3,725	216
12	KARNATAKA	4,151	1,453	5,832	401
13	KERALA	1,862	651	1,467	225
14	MADHYA PRADESH	6,222	2,178	33,793	1,552
15	MAHARASHTRA	8,205	2,871	4,559	159
16	MANIPUR	472	164	0	0
17	MEGHALAYA	529	184	31	17
18	MIZORAM	122	44	101	230
19	NAGALAND	363	126	1,317	1,045
20	ORISSA	6,287	2,202	569	26
21	PUDUCHERRY	99	35	37	106
22	PUNJAB	592	208	987	475
23	RAJASTHAN	3,152	1,103	3,219	292
24	SIKKIM	136	48	165	352
25	TAMIL NADU	4,860	1,701	7,097	417
26	TRIPURA	852	298	0	0
27	UTTARAKHAND	991	347	877	253
28	UTTAR PRADESH	18,824	6,590	35,143	533
29	WEST BENGAL	6,987	2,446	236 *	10
30	ANDAMAN AND NICOBAR ISLANDS	9	3	147	4,900
31	DADRA AND NAGAR HAVELI	9	3	0	0
32	DAMAN AND DIU	9	3	6	200
33	LAKSHADWEEP	9	3	202	6,733
Grand Total		1,02,972	36,037	1,18,972	330

Very Good:(90% or above of targets)

ANDHRA PRADESH, ARUNACHAL PRADESH, ASSAM, CHHATISGARH, GUJARAT, HARYANA, HIMACHAL PRADESH, JAMMU AND KASHMIR, JHARKHAND, KARNATAKA, KERALA, MADHYA PRADESH, MAHARASHTRA, MIZORAM, NAGALAND, PUDUCHERRY, PUNJAB, RAJASTHAN, SIKKIM, TAMIL NADU, UTTARAKHAND, UTTAR PRADESH, ANDAMAN AND NICOBAR ISLANDS, DAMAN AND DIU, LAKSHADWEEP

Poor:(Below 80% of targets)

BIHAR, GOA, MANIPUR, MEGHALAYA, ORISSA, TRIPURA, WEST BENGAL, DADRA AND NAGAR HAVELI

* Figures furnished by M/o Rural Development

Previous month's figure repeated due to wide variation

Table - 2 (B)

Swaranjayanti Gram Swarojgar Yojana

Sl. No.	State/UT Name	Individual SC Swarozgaries Assisted (Number) April,2011-September,2011	Individual ST Swarozgaries Assisted (Number) April,2011-September,2011	Individual Women Swarozgaries Assisted (Number) April,2011-September,2011	Individual Disabled Swarozgaries Assisted (Number) April,2011-September,2011
(1)	(2)	(3)	(4)	(5)	(6)
1	ANDHRA PRADESH	1,355	349	2,745	162
2	ARUNACHAL PRADESH	0	0	0	0
3	ASSAM	271	438	934	166
4	BIHAR	1,055	24	474	53
5	CHHATISGARH	290	961	216	15
6	GOA	1	1	7	1
7	GUJARAT	2,667	0	1,745	34
8	HARYANA	181	0	204	26
9	HIMACHAL PRADESH	302	99	158	16
10	JAMMU AND KASHMIR	131	193	558	5
11	JHARKHAND	578	2,092	651	4
12	KARNATAKA	1,887	449	5,064	151
13	KERALA	1,127	102	690	157
14	MADHYA PRADESH	9,103	11,286	18,202	954
15	MAHARASHTRA	1,344	948	1,335	289
16	MANIPUR	0	0	0	0
17	MEGHALAYA	0	31	12	20
18	MIZORAM	0	67	35	4
19	NAGALAND	0	750	527	40
20	ORISSA	140	89	447	35
21	PUDUCHERRY	0	0	0	0
22	PUNJAB	683	0	257	16
23	RAJASTHAN	579	1,642	993	55
24	SIKKIM	38	297	372	21
25	TAMIL NADU	3,217	251	4,647	3,290
26	TRIPURA	0	0	0	0
27	UTTARAKHAND	775	41	126	2
28	UTTAR PRADESH	17,996	75	9,888	440
29	WEST BENGAL	11,941	2,775	31,991	22
30	ANDAMAN AND NICOBAR ISLANDS	0	11	27	0
31	DADRA AND NAGAR HAVELI	0	0	8	0
32	DAMAN AND DIU	0	3	0	0
33	LAKSHADWEEP	202	0	0	0
Grand Total		55,863	22,974	82,313	5,978

Table - 3(A)**Self Help Groups (SHG)****(Unit: Number)**

		Formed under SGSY (Number) April,2011- September,2011
Sl. No.	State/UT Name	
(1)	(2)	(3)
1	ANDHRA PRADESH	15,282
2	ARUNACHAL PRADESH	0
3	ASSAM	9,872
4	BIHAR	9,552
5	CHHATISGARH	1,184
6	DELHI	0
7	GOA	19
8	GUJARAT	3,070
9	HARYANA	1,187
10	HIMACHAL PRADESH	401
11	JAMMU AND KASHMIR	600
12	JHARKHAND	9,050
13	KARNATAKA	9,310
14	KERALA	1,033
15	MADHYA PRADESH	7,050
16	MAHARASHTRA	4,884
17	MANIPUR	67
18	MEGHALAYA	304
19	MIZORAM	78
20	NAGALAND	439
21	ORISSA	2,518
22	PUDUCHERRY	126
23	PUNJAB	413
24	RAJASTHAN	920
25	SIKKIM	65
26	TAMIL NADU	22,026
27	TRIPURA	1,127
28	UTTARAKHAND	2,369
29	UTTAR PRADESH	29,373
30	WEST BENGAL	14,272
31	ANDAMAN AND NICOBAR ISLANDS	50
32	CHANDIGARH	0
33	DADRA AND NAGAR HAVELI	0
34	DAMAN AND DIU	0
35	LAKSHADWEEP	0
Grand Total		1,46,641

Self Help Groups (SHG)

To whom income generating activities provided

% Achievement of Target
During April-September, 2011

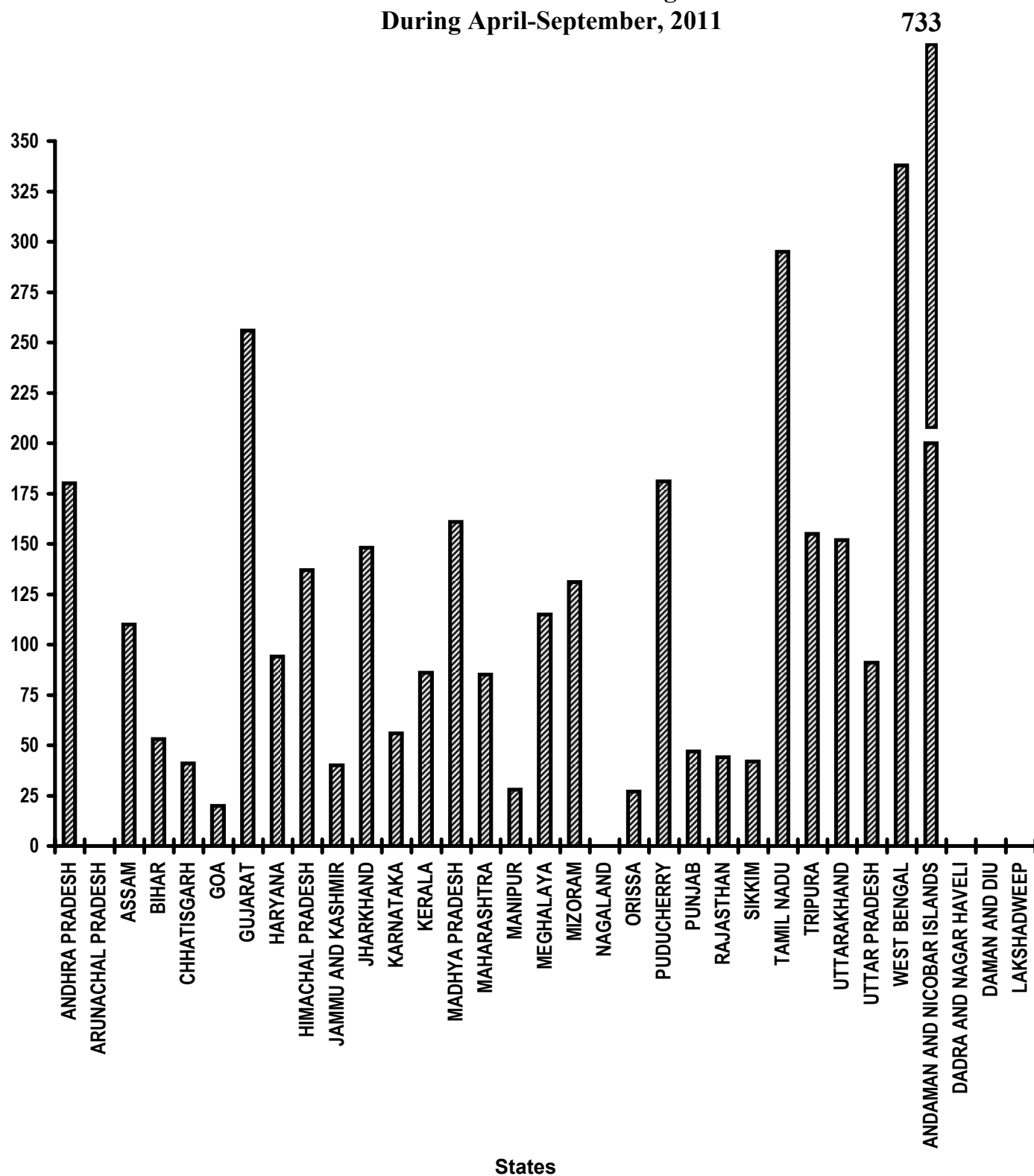


Table - 3(B)

Self Help Groups (SHG)
To whom income generating activities provided
(Unit: Number)

Sl. No.	State/UT Name	Target		Achievement	Percent
		2011-2012	April,2011-September,2011	April,2011-September,2011	Achievement April,2011-September,2011
(1)	(2)	(3)	(4)	(5)	(5)/(4)
1	ANDHRA PRADESH	10,025	3,508	6,316	180
2	ARUNACHAL PRADESH	494	172	0	0
3	ASSAM	12,838	4,492	4,925	110
4	BIHAR	23,849	8,345	4,444	53
5	CHHATISGARH	5,298	1,853	761	41
6	GOA	155	54	11	20
7	GUJARAT	3,773	1,321	3,380	256
8	HARYANA	2,221	777	733	94
9	HIMACHAL PRADESH	935	327	447	137
10	JAMMU AND KASHMIR	1,157	404	163	40
11	JHARKHAND	8,992	3,146	4,667	148
12	KARNATAKA	7,571	2,650	1,490	56
13	KERALA	3,397	1,187	1,024	86
14	MADHYA PRADESH	11,349	3,971	6,386	161
15	MAHARASHTRA	14,965	5,237	4,463	85
16	MANIPUR	861	300	85	28
17	MEGHALAYA	964	336	386	115
18	MIZORAM	223	77	101	131
19	NAGALAND	661	231	0	0
20	ORISSA	11,467	4,011	1,073	27
21	PUDUCHERRY	180	63	114	181
22	PUNJAB	1,079	376	178	47
23	RAJASTHAN	5,749	2,010	882	44
24	SIKKIM	248	86	36	42
25	TAMIL NADU	8,865	3,102	9,159	295
26	TRIPURA	1,554	544	844	155
27	UTTARAKHAND	1,808	634	963	152
28	UTTAR PRADESH	34,336	12,017	10,901	91
29	WEST BENGAL	12,743	4,460	15,095	338
30	ANDAMAN AND NICOBAR ISLANDS	16	6	44	733
31	DADRA AND NAGAR HAVELI	16	6	0	0
32	DAMAN AND DIU	16	6	0	0
33	LAKSHADWEEP	16	6	0	0
Grand Total		1,87,821	65,715	79,071	120

Very Good:(90% or above of targets)

ANDHRA PRADESH, ASSAM, GUJARAT, HARYANA, HIMACHAL PRADESH, JHARKHAND, MADHYA PRADESH, MEGHALAYA, MIZORAM, PUDUCHERRY, TAMIL NADU, TRIPURA, UTTARAKHAND, UTTAR PRADESH, WEST BENGAL, ANDAMAN AND NICOBAR ISLANDS

Good:(Between 80% to 90% targets)

KERALA, MAHARASHTRA

Poor:(Below 80% of targets)

ARUNACHAL PRADESH, BIHAR, CHHATISGARH, GOA, JAMMU AND KASHMIR, KARNATAKA, MANIPUR, NAGALAND, ORISSA, PUNJAB, RAJASTHAN, SIKKIM, DADRA AND NAGAR HAVELI, DAMAN AND DIU, LAKSHADWEEP

Table - 4 (A)

**Distribution of waste land to the landless
(Unit: Hectare)**

		Total Land Distributed (Hectare) April,2011- September,2011
Sl. No.	State/UT Name	
(1)	(2)	(3)
1	ANDHRA PRADESH	0
2	ARUNACHAL PRADESH	0
3	ASSAM	0
4	BIHAR	74
5	CHHATISGARH	0
6	DELHI	0
7	GOA	0
8	GUJARAT	0
9	HARYANA	0
10	JAMMU AND KASHMIR	0
11	JHARKHAND	273
12	KARNATAKA	0
13	KERALA	0
14	MADHYA PRADESH	0
15	MAHARASHTRA	0
16	MANIPUR	0
17	MEGHALAYA	0
18	MIZORAM	0
19	NAGALAND	0
20	ORISSA	97
21	PUDUCHERRY	0
22	PUNJAB	0
23	RAJASTHAN	0
24	SIKKIM	4
25	TAMIL NADU	0
26	TRIPURA	0
27	UTTARAKHAND	0
28	UTTAR PRADESH	1,540
29	WEST BENGAL	0
30	ANDAMAN AND NICOBAR ISLANDS	0
31	CHANDIGARH	0
32	DADRA AND NAGAR HAVELI	0
33	DAMAN AND DIU	0
34	LAKSHADWEEP	0
Grand Total		1,988

Table - 4 (B)

Distribution of waste land to the landless

Sl. No.	State/UT Name	Land Distributed to SC	Land Distributed to ST	Land Distributed to Others
		(Hectare) April,2011-September,2011	(Hectare) April,2011-September,2011	(Hectare) April,2011-September,2011
(1)	(2)	(3)	(4)	(5)
1	ANDHRA PRADESH	0	0	0
2	ARUNACHAL PRADESH	0	0	0
3	ASSAM	0	0	0
4	BIHAR	70	2	2
5	CHHATISGARH	0	0	0
6	DELHI	0	0	0
7	GOA	0	0	0
8	GUJARAT	0	0	0
9	HARYANA	0	0	0
10	JAMMU AND KASHMIR	0	0	0
11	JHARKHAND	22	18	22
12	KARNATAKA	0	0	0
13	KERALA	0	0	0
14	MADHYA PRADESH	0	0	0
15	MAHARASHTRA	0	0	0
16	MANIPUR	0	0	0
17	MEGHALAYA	0	0	0
18	MIZORAM	0	0	0
19	NAGALAND	0	0	0
20	ORISSA	28	44	39
21	PUDUCHERRY	0	0	0
22	PUNJAB	0	0	0
23	RAJASTHAN	0	0	0
24	SIKKIM	0	2	2
25	TAMIL NADU	0	0	0
26	TRIPURA	0	0	0
27	UTTARAKHAND	0	0	0
28	UTTAR PRADESH	1,377	0	163
29	WEST BENGAL	0	0	0
30	ANDAMAN AND NICOBAR ISLANDS	0	0	0
31	CHANDIGARH	0	0	0
32	DADRA AND NAGAR HAVELI	0	0	0
33	DAMAN AND DIU	0	0	0
34	LAKSHADWEEP	0	0	0
Grand Total		1,497	66	228

Table - 5(A)

Minimum Wages Enforcement (including Farm Labour)

Sl. No.	State/UT Name	Agriculture and Farm Workers: Inspections made (Number) April,2011-September,2011	Agriculture and Farm Workers: Irregularities detected (Number) April,2011-September,2011	Agriculture and Farm Workers: Irregularities rectified (Number) April,2011-September,2011
(1)	(2)	(3)	(4)	(5)
1	ANDHRA PRADESH	0	0	0
2	ARUNACHAL PRADESH	0	0	0
3	ASSAM	0	0	0
4	BIHAR	13,742	2,736	2,767
5	CHHATISGARH	0	0	0
6	DELHI	0	0	0
7	GOA	573	12	6
8	GUJARAT	39,242	2,640	2,569
9	HARYANA	0	0	0
10	HIMACHAL PRADESH	0	0	0
11	JAMMU AND KASHMIR	0	0	0
12	JHARKHAND	5,220	522	379
13	KARNATAKA	0	0	0
14	KERALA	0	0	27
15	MADHYA PRADESH	0	0	0
16	MAHARASHTRA	0	0	0
17	MANIPUR	265	12	6
18	MEGHALAYA	0	0	0
19	MIZORAM	0	0	0
20	NAGALAND	0	0	0
21	ORISSA	0	0	0
22	PUDUCHERRY	0	0	0
23	PUNJAB	0	0	0
24	RAJASTHAN	782	0	0
25	SIKKIM	0	0	0
26	TAMIL NADU	0	0	0
27	TRIPURA	0	0	0
28	UTTARAKHAND	0	0	0
29	UTTAR PRADESH	0	0	0
30	WEST BENGAL	0	0	0
31	ANDAMAN AND NICOBAR ISLANDS	0	0	0
32	CHANDIGARH	0	0	0
33	DADRA AND NAGAR HAVELI	5	0	0
34	DAMAN AND DIU	0	0	0
35	LAKSHADWEEP	0	0	0
Grand Total		59,829	5,922	5,754

Table - 5(B)

Minimum Wages Enforcement (including Farm Labour)
(Unit: Number)

Sl. No.	State/UT Name	Agriculture and Farm Workers: Claims filed (Number) April,2011-September,2011	Agriculture and Farm Workers: Claims settled (Number) April,2011-September,2011
(1)	(2)	(3)	(4)
1	ANDHRA PRADESH	0	0
2	ARUNACHAL PRADESH	0	0
3	ASSAM	0	0
4	BIHAR	822	883
5	CHHATISGARH	0	0
6	DELHI	0	0
7	GOA	1	0
8	GUJARAT	0	0
9	HARYANA	0	0
10	HIMACHAL PRADESH	0	0
11	JAMMU AND KASHMIR	0	0
12	JHARKHAND	4,447	30
13	KARNATAKA	0	0
14	KERALA	0	0
15	MADHYA PRADESH	0	0
16	MAHARASHTRA	0	0
17	MANIPUR	0	0
18	MEGHALAYA	0	0
19	MIZORAM	0	0
20	NAGALAND	0	0
21	ORISSA	0	0
22	PUDUCHERRY	0	0
23	PUNJAB	0	0
24	RAJASTHAN	2	6
25	SIKKIM	0	0
26	TAMIL NADU	0	0
27	TRIPURA	0	0
28	UTTARAKHAND	0	0
29	UTTAR PRADESH	0	0
30	WEST BENGAL	0	0
31	ANDAMAN AND NICOBAR ISLANDS	0	0
32	CHANDIGARH	0	0
33	DADRA AND NAGAR HAVELI	1	0
34	DAMAN AND DIU	0	0
35	LAKSHADWEEP	0	0
Grand Total		5,273	919

Table - 5(C)

Minimum Wages Enforcement (including Farm Labour)

Sl. No.	State/UT Name	Agriculture and Farm Workers: Prosecution cases Pending (Number) April,2011-September,2011	Agriculture and Farm Workers: Prosecution cases filed (Number) April,2011-September,2011	Agriculture and Farm Workers: Prosecution cases decided (Number) April,2011-September,2011
		(3)	(4)	(5)
1	ANDHRA PRADESH	0	0	0
2	ARUNACHAL PRADESH	0	0	0
3	ASSAM	0	0	0
4	BIHAR	401	0	0
5	CHHATISGARH	0	0	0
6	DELHI	0	0	0
7	GOA	0	2	0
8	GUJARAT	5,429	30	103
9	HARYANA	0	0	0
10	HIMACHAL PRADESH	0	0	0
11	JAMMU AND KASHMIR	0	0	0
12	JHARKHAND	20	7	0
13	KARNATAKA	0	0	0
14	KERALA	0	0	0
15	MADHYA PRADESH	0	0	0
16	MAHARASHTRA	0	0	0
17	MANIPUR	0	0	0
18	MEGHALAYA	0	0	0
19	MIZORAM	0	0	0
20	NAGALAND	0	0	0
21	ORISSA	0	0	0
22	PUDUCHERRY	0	0	0
23	PUNJAB	0	0	0
24	RAJASTHAN	0	0	0
25	SIKKIM	0	0	0
26	TAMIL NADU	0	0	0
27	TRIPURA	0	0	0
28	UTTARAKHAND	0	0	0
29	UTTAR PRADESH	0	0	0
30	WEST BENGAL	0	0	0
31	ANDAMAN AND NICOBAR ISLANDS	0	0	0
32	CHANDIGARH	0	0	0
33	DADRA AND NAGAR HAVELI	0	1	0
34	DAMAN AND DIU	0	0	0
35	LAKSHADWEEP	0	0	0
Grand Total		5,850	40	103

Food Security: Targeted Public Distribution System (APL+BPL+AAY)

Off take

% Achievement of Target
During April-September, 2011

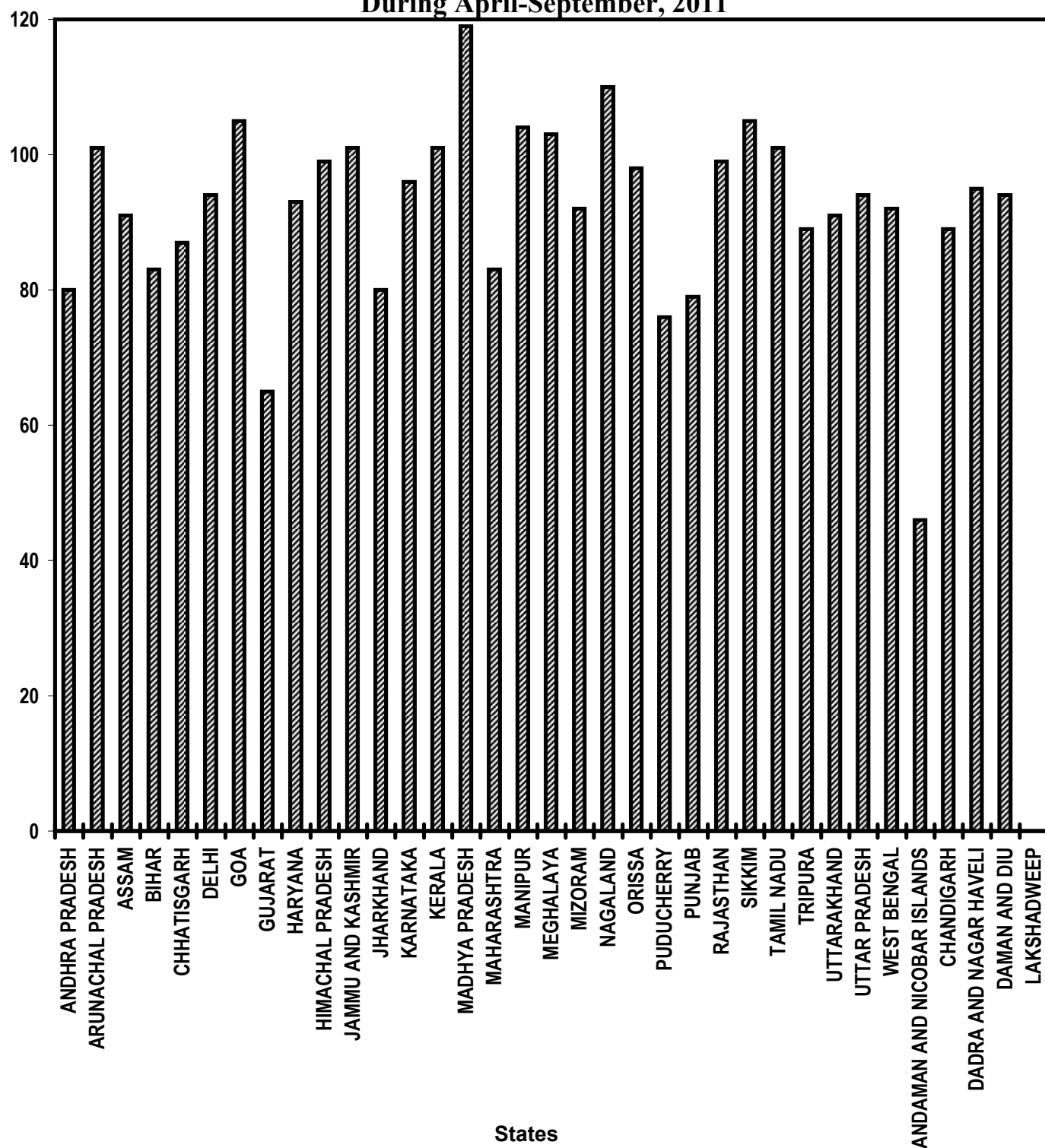


Table - 6(A)

Food security-Targeted Public Distribution system (APL+BPL+AAY)

Sl. No.	State/UT Name	Allocation of Food Grains (Tonnes)		Percentage of offtake w.r.t. Allocation of Food Grains
		April,2011-September,2011	Off take * April,2011-September,2011	
(1)	(2)	(3)	(4)	(5)
1	ANDHRA PRADESH	18,26,844	14,67,718	80
2	ARUNACHAL PRADESH	50,778	51,203	101
3	ASSAM	8,63,328	7,88,980	91
4	BIHAR	17,98,376	14,95,479	83
5	CHHATISGARH	5,96,696	5,21,305	87
6	DELHI	2,98,398	2,79,260	94
7	GOA	28,798	30,248	105
8	GUJARAT	9,76,184	6,30,512	65
9	HARYANA	3,54,416	3,30,254	93
10	HIMACHAL PRADESH	2,55,176	2,53,867	99
11	JAMMU AND KASHMIR	3,78,402	3,82,141	101
12	JHARKHAND	6,59,706	5,28,272	80
13	KARNATAKA	11,61,782	11,17,799	96
14	KERALA	6,95,330	6,99,759	101
15	MADHYA PRADESH	13,12,478	15,56,505	119
16	MAHARASHTRA	22,67,592	18,74,649	83
17	MANIPUR	74,970	77,641	104
18	MEGHALAYA	87,406	89,608	103
19	MIZORAM	35,070	32,257	92
20	NAGALAND	63,438	70,010	110
21	ORISSA	10,59,072	10,35,019	98
22	PUDUCHERRY	28,756	21,830	76
23	PUNJAB	4,00,112	3,17,945	79
24	RAJASTHAN	10,25,390	10,18,240	99
25	SIKKIM	22,130	23,136	105
26	TAMIL NADU	18,61,416	18,76,280	101
27	TRIPURA	1,51,414	1,34,361	89
28	UTTARAKHAND	2,43,706	2,22,799	91
29	UTTAR PRADESH	34,79,630	32,76,019	94
30	WEST BENGAL	18,35,156	16,96,676	92
31	ANDAMAN AND NICOBAR ISLANDS	17,010	7,741	46
32	CHANDIGARH	16,590	14,724	89
33	DADRA AND NAGAR HAVELI	5,052	4,779	95
34	DAMAN AND DIU	2,604	2,451	94
35	LAKSHADWEEP	2,310	0	0
Grand Total		2,39,35,516	2,19,29,467	92

Very Good:(90% or above of targets)

ARUNACHAL PRADESH, ASSAM, DELHI, GOA, HARYANA, HIMACHAL PRADESH, JAMMU AND KASHMIR, KARNATAKA, KERALA, MADHYA PRADESH, MANIPUR, MEGHALAYA, MIZORAM, NAGALAND, ORISSA, RAJASTHAN, SIKKIM, TAMIL NADU, UTTARAKHAND, UTTAR PRADESH, WEST BENGAL, DADRA AND NAGAR HAVELI, DAMAN AND DIU

Good:(Between 80% to 90% targets)

ANDHRA PRADESH, BIHAR, CHHATISGARH, JHARKHAND, MAHARASHTRA, TRIPURA, CHANDIGARH

Poor:(Below 80% of targets)

GUJARAT, PUDUCHERRY, PUNJAB, ANDAMAN AND NICOBAR ISLANDS, LAKSHADWEEP

* Offtake figures are provisional, subject to confirmation from FCI

Food Security: Targeted Public Distribution System (Only Antyodaya Anna Yojana)

Off take

% Achievement of Target
During April-September, 2011

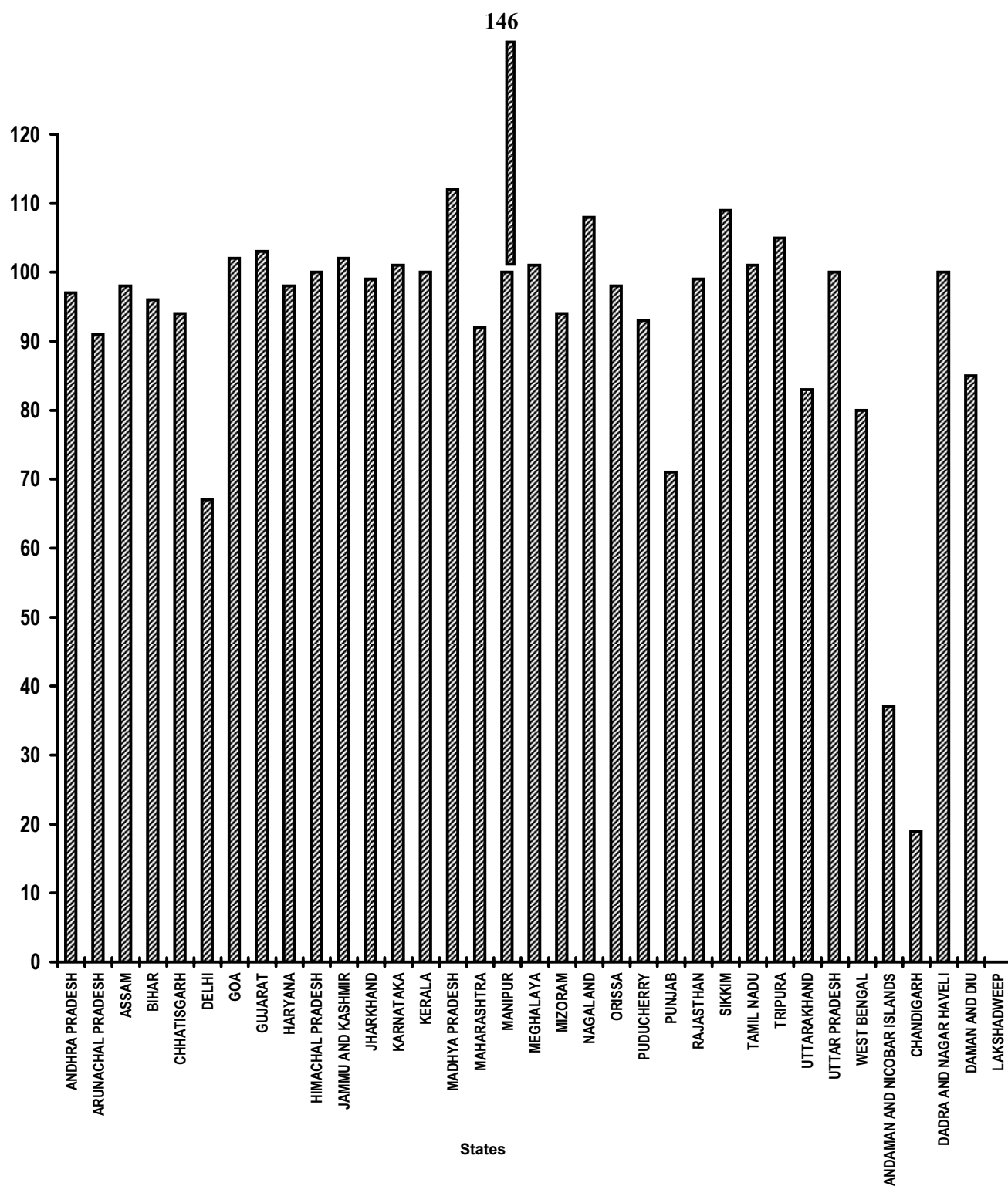


Table - 6(B)

Food security-Targeted Public Distribution system (only AAY)

Sl. No.	State/UT Name	Allocation of Food		Percentage of offtake w.r.t. Allocation of Food Grains
		Grains (Tonnes) April,2011-September,2011	Off take * (Tonnes) April,2011-September,2011	
(1)	(2)	(3)	(4)	(5)
1	ANDHRA PRADESH	3,27,144	3,18,825	97
2	ARUNACHAL PRADESH	7,986	7,299	91
3	ASSAM	1,47,846	1,44,846	98
4	BIHAR	5,25,210	5,01,712	96
5	CHHATISGARH	1,50,972	1,42,249	94
6	DELHI	31,542	21,089	67
7	GOA	3,054	3,106	102
8	GUJARAT	1,70,040	1,75,088	103
9	HARYANA	61,410	60,102	98
10	HIMACHAL PRADESH	41,370	41,368	100
11	JAMMU AND KASHMIR	53,694	54,940	102
12	JHARKHAND	1,92,762	1,90,202	99
13	KARNATAKA	2,51,946	2,54,392	101
14	KERALA	1,25,130	1,25,752	100
15	MADHYA PRADESH	3,32,130	3,72,340	112
16	MAHARASHTRA	5,17,440	4,77,168	92
17	MANIPUR	13,362	19,543	#146
18	MEGHALAYA	14,742	14,909	101
19	MIZORAM	5,460	5,111	94
20	NAGALAND	9,984	10,737	108
21	ORISSA	2,65,560	2,59,122	98
22	PUDUCHERRY	6,774	6,324	93
23	PUNJAB	37,680	26,907	71
24	RAJASTHAN	1,95,744	1,93,855	99
25	SIKKIM	3,468	3,784	109
26	TAMIL NADU	3,91,572	3,96,841	101
27	TRIPURA	23,760	25,043	105
28	UTTARAKHAND	40,092	33,435	83
29	UTTAR PRADESH	8,59,740	8,56,871	100
30	WEST BENGAL	3,10,842	2,47,372	80
31	ANDAMAN AND NICOBAR ISLANDS	900	334	37
32	CHANDIGARH	312	60	19
33	DADRA AND NAGAR HAVELI	1,098	1,098	100
34	DAMAN AND DIU	318	269	85
35	LAKSHADWEEP	252	0	0
Grand Total		51,21,336	49,92,093	97

Very Good:(90% or above of targets)

ANDHRA PRADESH, ARUNACHAL PRADESH, ASSAM, BIHAR, CHHATISGARH, GOA, GUJARAT, HARYANA, HIMACHAL PRADESH, JAMMU AND KASHMIR, JHARKHAND, KARNATAKA, KERALA, MADHYA PRADESH, MAHARASHTRA, MANIPUR, MEGHALAYA, MIZORAM, NAGALAND, ORISSA, PUDUCHERRY, RAJASTHAN, SIKKIM, TAMIL NADU, TRIPURA, UTTAR PRADESH, DADRA AND NAGAR HAVELI

Good:(Between 80% to 90% targets)

UTTARAKHAND, WEST BENGAL, DAMAN AND DIU

Poor:(Below 80% of targets)

DELHI, PUNJAB, ANDAMAN AND NICOBAR ISLANDS, CHANDIGARH, LAKSHADWEEP

* Offtake figures are provisional, subject to confirmation from FCI

Offtake figures are high due to inclusion of backlog stock of previous year as clarified by the Nodal Ministry

Food Security: Targeted Public Distribution System (Only BPL)

Off take

% Achievement of Target
During April-September, 2011

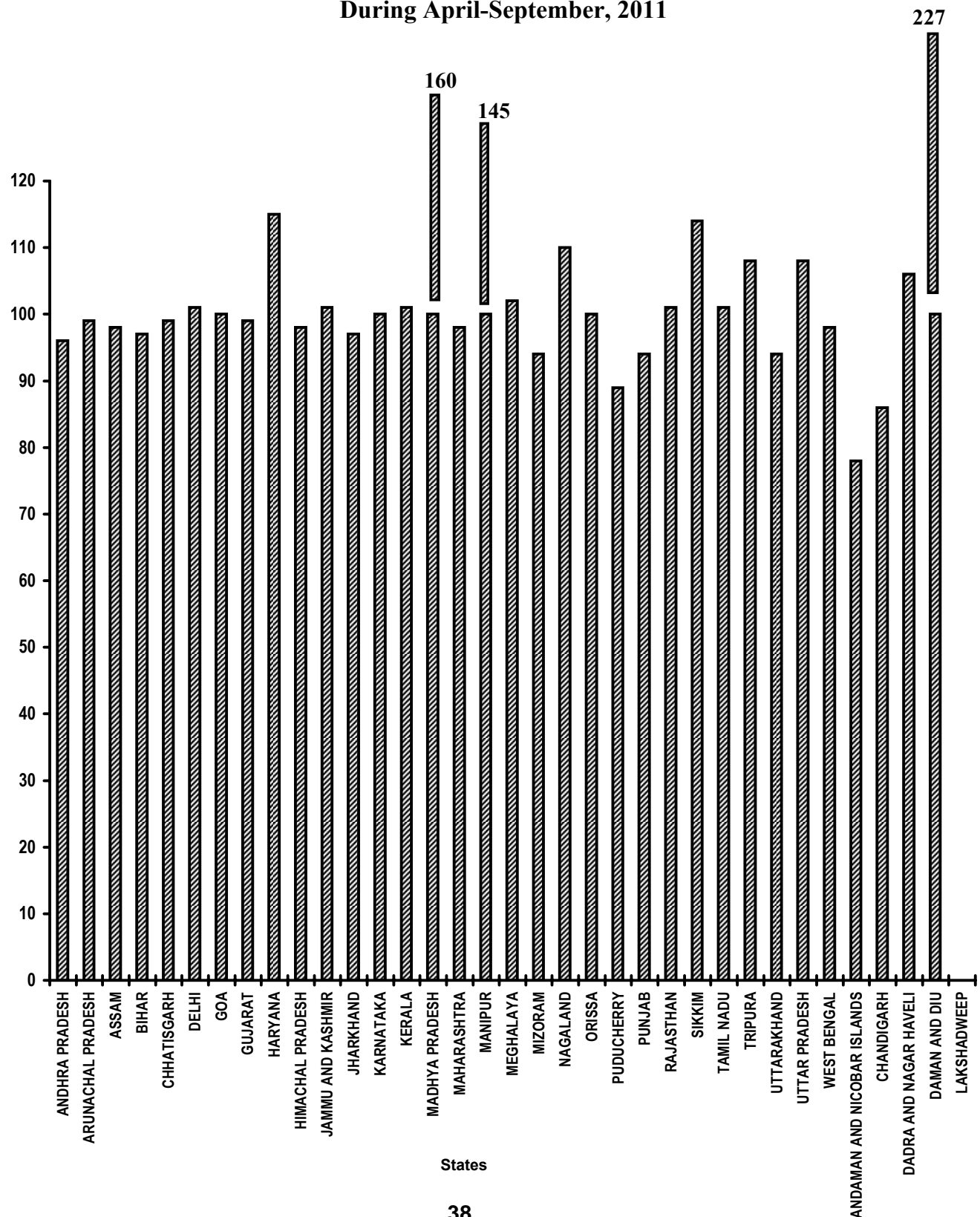


Table - 6(C)

Food Security - Targeted Public Distribution System (Only BPL)

Sl. No.	State/UT Name	Allocation of Food		Percentage of offtake w.r.t. Allocation of Food Grains
		Grains (Tonnes) April,2011- September,2011	Off take * (Tonnes) April,2011- September,2011	
(1)	(2)	(3)	(4)	(5)
1	ANDHRA PRADESH	5,26,044	5,02,906	96
2	ARUNACHAL PRADESH	12,762	12,681	99
3	ASSAM	2,37,612	2,31,960	98
4	BIHAR	8,44,686	8,16,782	97
5	CHHATISGARH	2,42,844	2,40,689	99
6	DELHI	54,348	54,778	101
7	GOA	2,766	2,766	100
8	GUJARAT	2,75,184	2,72,195	99
9	HARYANA	1,04,286	1,19,624	115
10	HIMACHAL PRADESH	66,570	65,532	98
11	JAMMU AND KASHMIR	1,00,848	1,01,419	101
12	JHARKHAND	3,09,984	3,01,652	97
13	KARNATAKA	4,05,192	4,03,405	100
14	KERALA	2,01,174	2,02,663	101
15	MADHYA PRADESH	5,34,108	8,57,125	# 160
16	MAHARASHTRA	8,54,712	8,38,922	98
17	MANIPUR	21,504	31,230	# 145
18	MEGHALAYA	23,688	24,223	102
19	MIZORAM	8,820	8,320	94
20	NAGALAND	16,056	17,695	110
21	ORISSA	5,82,786	5,83,399	100
22	PUDUCHERRY	10,782	9,631	89
23	PUNJAB	60,588	57,223	94
24	RAJASTHAN	3,14,766	3,19,096	101
25	SIKKIM	5,652	6,458	114
26	TAMIL NADU	6,29,616	6,36,650	101
27	TRIPURA	38,190	41,391	108
28	UTTARAKHAND	64,494	60,913	94
29	UTTAR PRADESH	13,82,850	14,96,261	108
30	WEST BENGAL	7,76,790	7,59,287	98
31	ANDAMAN AND NICOBAR ISLANDS	2,670	2,095	78
32	CHANDIGARH	1,878	1,614	86
33	DADRA AND NAGAR HAVELI	2,514	2,656	106
34	DAMAN AND DIU	522	1,185	# 227
35	LAKSHADWEEP	378	0	0
Grand Total		87,17,664	90,84,426	104

Very Good:(90% or above of targets)

ANDHRA PRADESH, ARUNACHAL PRADESH, ASSAM, BIHAR, CHHATISGARH, DELHI, GOA, GUJARAT, HARYANA, HIMACHAL PRADESH, JAMMU AND KASHMIR, JHARKHAND, KARNATAKA, KERALA, MADHYA PRADESH, MAHARASHTRA, MANIPUR, MEGHALAYA, MIZORAM, NAGALAND, ORISSA, PUNJAB, RAJASTHAN, SIKKIM, TAMIL NADU, TRIPURA, UTTARAKHAND, UTTAR PRADESH, WEST BENGAL, DADRA AND NAGAR HAVELI, DAMAN AND DIU

Good:(Between 80% to 90% targets)

PUDUCHERRY, CHANDIGARH

Poor:(Below 80% of targets)

ANDAMAN AND NICOBAR ISLANDS, LAKSHADWEEP

* Offtake figures are provisional, subject to confirmation from FCI

Offtake figures are high due to inclusion of backlog stock of previous year as clarified by the Nodal Ministry

Rural Housing - Indira Awaas Yojana

Houses constructed

% Achievement of Target

During April-September, 2011

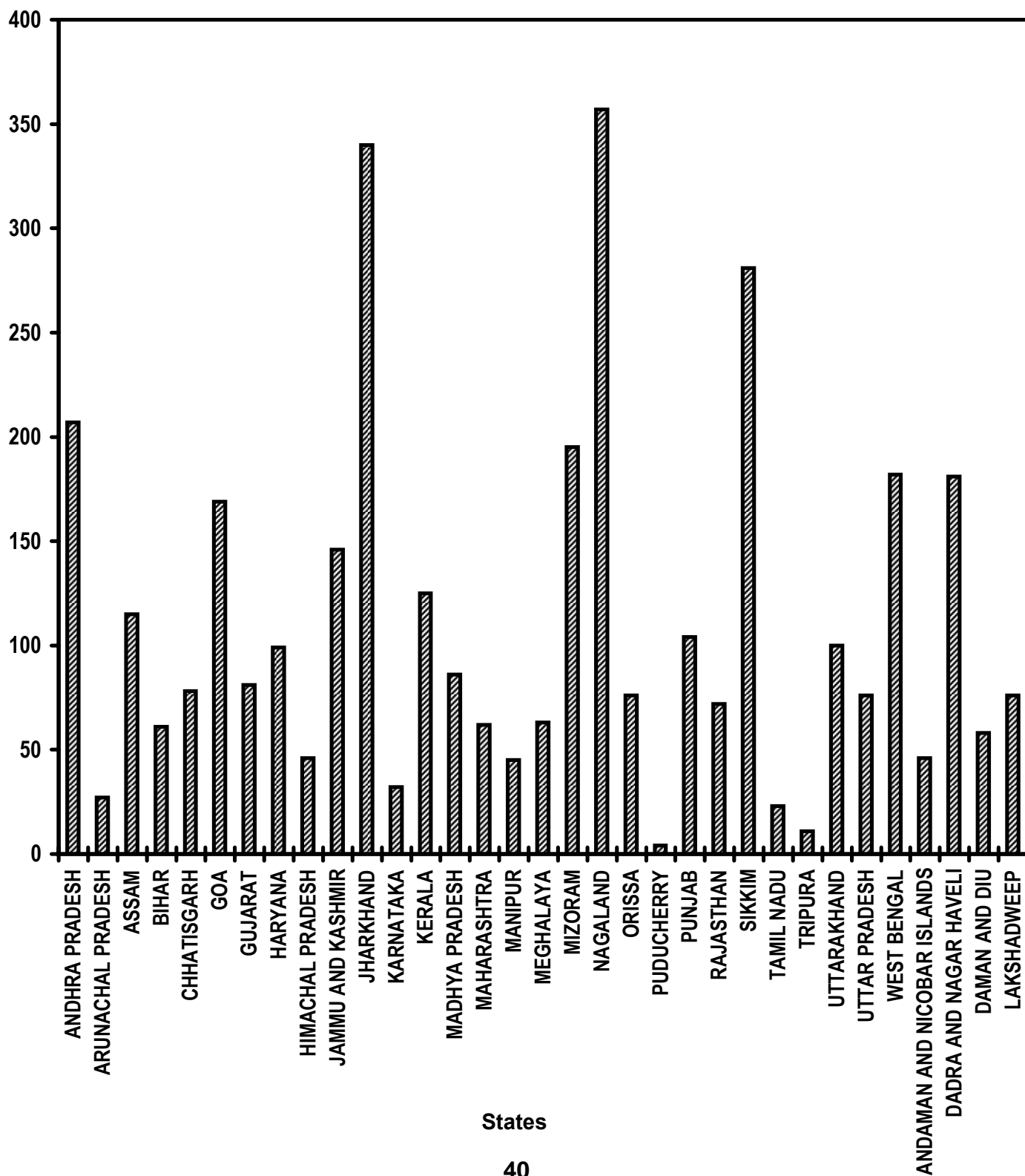


Table - 7

Rural Housing - Indira Awaas Yojana
Houses constructed
(Unit: Number)

Sl. No.	State/UT Name	Target		Achievement April,2011- September,2011	Percent Achievement April,2011- September,2011
		2011-2012	September,2011		
(1)	(2)	(3)	(4)	(5)	(5)/(4)
1	ANDHRA PRADESH	2,49,013	74,704	1,54,787	207
2	ARUNACHAL PRADESH	7,548	2,264	620 *	27
3	ASSAM	1,66,913	40,073	46,020	115
4	BIHAR	7,37,486	2,21,245	1,34,939	61
5	CHHATISGARH	37,466	11,239	8,733	78
6	GOA	1,547	464	784	169
7	GUJARAT	1,23,168	36,939	30,005	81
8	HARYANA	17,293	5,187	5,153	99
9	HIMACHAL PRADESH	5,659	1,697	788	46
10	JAMMU AND KASHMIR	17,578	5,272	7,696	146
11	JHARKHAND	63,477	19,042	64,814	340
12	KARNATAKA	96,760	29,028	9,266	32
13	KERALA	53,808	16,142	20,177	125
14	MADHYA PRADESH	76,135	22,838	19,719	86
15	MAHARASHTRA	1,51,063	45,317	27,974	62
16	MANIPUR	6,552	1,965	878	45
17	MEGHALAYA	11,412	3,423	2,149	63
18	MIZORAM	2,432	729	1,421	195
19	NAGALAND	7,552	2,264	8,083	357
20	ORISSA	1,42,082	42,624	32,286	76
21	PUDUCHERRY	1,190	357	15	4
22	PUNJAB	21,386	6,415	6,690	104
23	RAJASTHAN	61,894	18,567	13,283	72
24	SIKKIM	1,444	432	1,216	281
25	TAMIL NADU	1,00,553	30,164	6,902	23
26	TRIPURA	14,704	4,410	502	11
27	UTTARAKHAND	15,488	4,646	4,627	100
28	UTTAR PRADESH	3,32,804	99,840	75,807	76
29	WEST BENGAL	1,99,176	59,752	1,08,669	182
30	ANDAMAN AND NICOBAR ISLANDS	2,389	716	329	46
31	DADRA AND NAGAR HAVELI	398	119	215	181
32	DAMAN AND DIU	178	53	31	58
33	LAKSHADWEEP	154	45	34	76
Grand Total		27,26,702	8,07,972	7,94,612	98

Very Good:(90% or above of targets)

ANDHRA PRADESH, ASSAM, GOA, HARYANA, JAMMU AND KASHMIR, JHARKHAND, KERALA, MIZORAM, NAGALAND, PUNJAB, SIKKIM, UTTARAKHAND, WEST BENGAL, DADRA AND NAGAR HAVELI

Good:(Between 80% to 90% targets)

GUJARAT, MADHYA PRADESH

Poor:(Below 80% of targets)

ARUNACHAL PRADESH, BIHAR, CHHATISGARH, HIMACHAL PRADESH, KARNATAKA, MAHARASHTRA, MANIPUR, MEGHALAYA, ORISSA, PUDUCHERRY, RAJASTHAN, TAMIL NADU, TRIPURA, UTTAR PRADESH, ANDAMAN AND NICOBAR ISLANDS, DAMAN AND DIU, LAKSHADWEEP

* Figures supplied by M/o Rural Development

EWS/LIG Houses in Urban Areas

Houses constructed

% Achievement of Target

During April-September, 2011

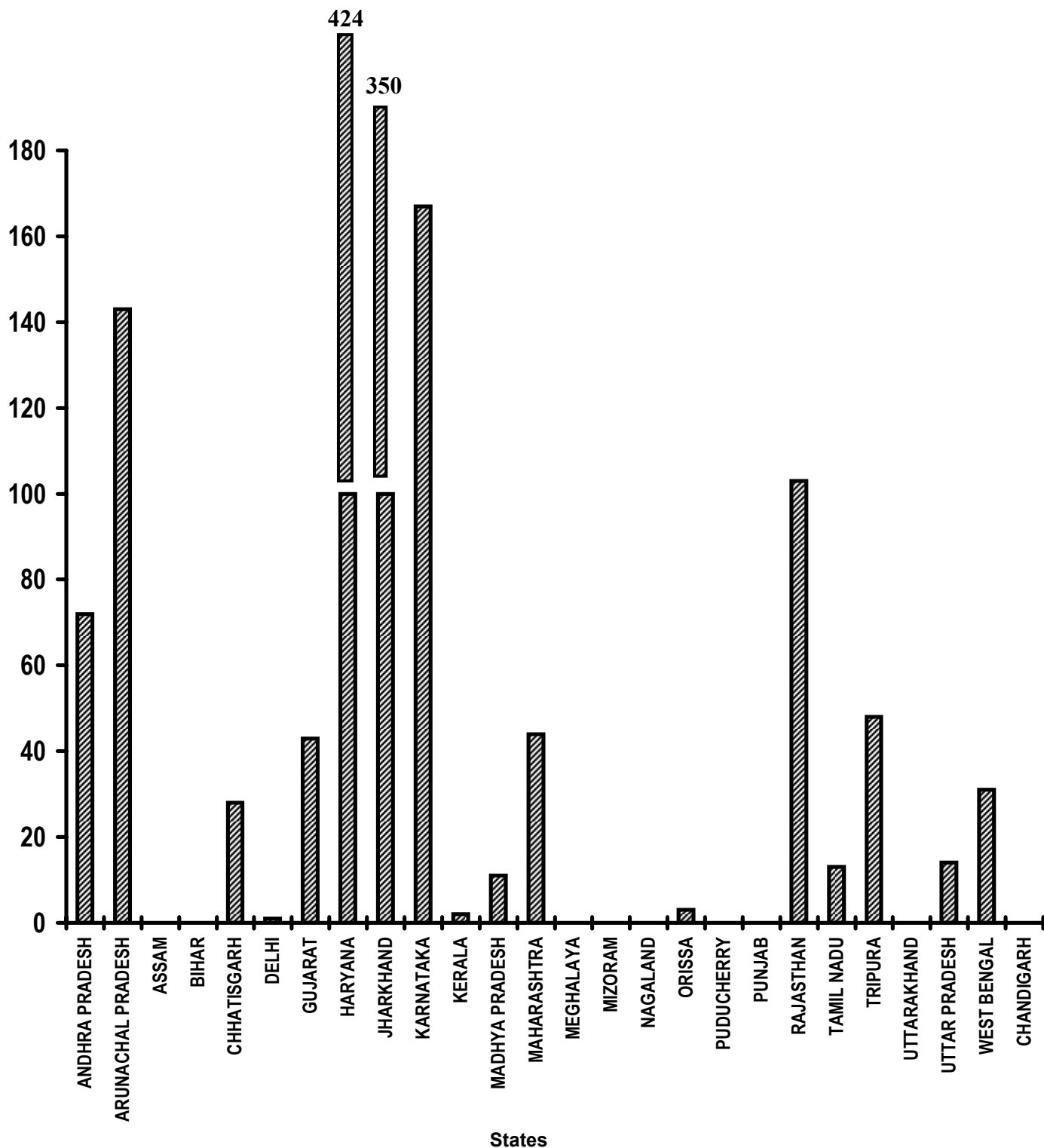


Table - 8

EWS/LIG Houses in Urban Areas
Houses constructed
(Unit: Number)

Sl. No.	State/UT Name	Target		Achievement	Percent
		2011-2012	April,2011-September,2011	April,2011-September,2011	April,2011-September,2011
(1)	(2)	(3)	(4)	(5)	(5)/(4)
1	ANDHRA PRADESH	40,000	20,000	14,491	72
2	ARUNACHAL PRADESH	250	124	177	143
3	ASSAM	4,000	2,000	0	0
4	BIHAR	8,000	4,000	0	0
5	CHHATISGARH	12,500	6,250	1,760	28
6	DELHI	20,000	10,000	100	1
7	GUJARAT	35,000	17,500	7,496	43
8	HARYANA	5,500	2,750	11,672	424
9	JHARKHAND	5,000	2,500	8,739	350
10	KARNATAKA	14,000	7,000	11,683	167
11	KERALA	15,000	7,500	172	2
12	MADHYA PRADESH	25,000	12,500	1,388	11
13	MAHARASHTRA	70,000	35,000	15,320	44
14	MEGHALAYA	600	300	0	0
15	MIZORAM	1,150	574	0	0
16	NAGALAND	2,000	1,000	0	0
17	ORISSA	5,800	2,900	100	3
18	PUDUCHERRY	1,200	600	0	0
19	PUNJAB	2,000	1,000	0	0
20	RAJASTHAN	22,000	11,000	11,317	103
21	TAMIL NADU	35,000	17,500	2,256	13
22	TRIPURA	1,000	500	242	48
23	UTTARAKHAND	3,000	1,500	0	0
24	UTTAR PRADESH	32,000	16,000	2,212	14
25	WEST BENGAL	35,000	17,500	5,504	31
26	CHANDIGARH	5,000	2,500	0	0
Grand Total		4,00,000	1,99,998	94,629	47

Very Good:(90% or above of targets)

ARUNACHAL PRADESH, HARYANA, JHARKHAND, KARNATAKA, RAJASTHAN

Poor:(Below 80% of targets)

ANDHRA PRADESH, ASSAM, BIHAR, CHHATISGARH, DELHI, GUJARAT, KERALA, MADHYA PRADESH, MAHARASHTRA, MEGHALAYA, MIZORAM, NAGALAND, ORISSA, PUDUCHERRY, PUNJAB, TAMIL NADU, TRIPURA, UTTARAKHAND, UTTAR PRADESH, WEST BENGAL, CHANDIGARH

Rural Areas- National Rural Drinking Water Programme (NRDWP)

Habitations covered (Partially Covered & Slipped back)

% Achievement of Target
During April-September, 2011

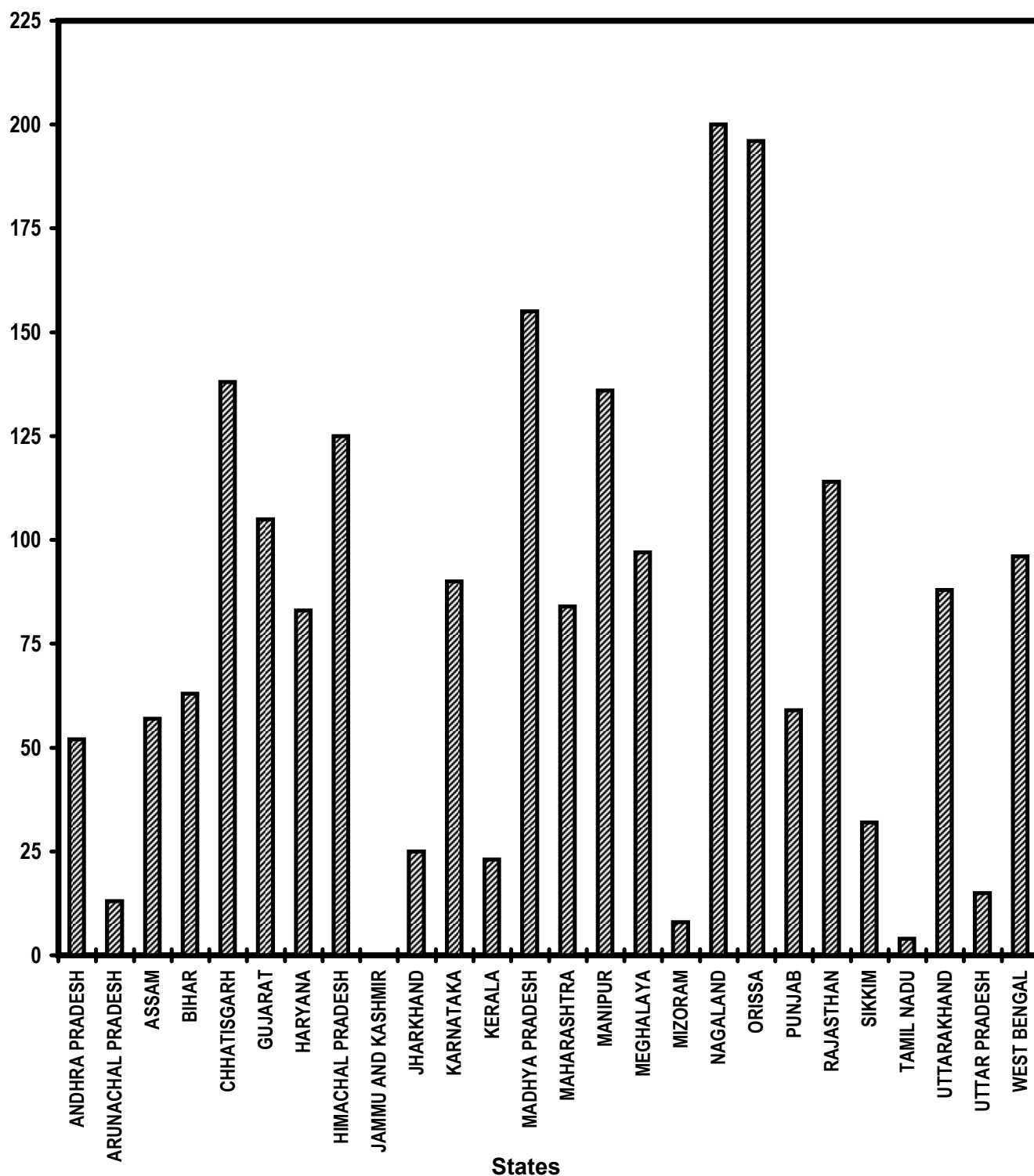


Table - 9(A)

Rural Areas: National Rural Drinking Water Programme (NRDWP)
Habitations covered (Partially covered & Slipped back)
(Unit: Number)

Sl. No.	State/UT Name	Target		Achievement *		Percent
		2011-2012	April,2011-September,2011	April,2011-September,2011	April,2011-September,2011	Achievement
(1)	(2)	(3)	(4)	(5)	(5)/(4)	
1	ANDHRA PRADESH	5,433	1,629	847		52
2	ARUNACHAL PRADESH	300	90	12		13
3	ASSAM	2,915	874	498		57
4	BIHAR	9,435	2,830	1,775		63
5	CHHATISGARH	5,126	1,537	2,114		138
6	GUJARAT	720	216	227		105
7	HARYANA	839	250	208		83
8	HIMACHAL PRADESH	2,557	765	955		125
9	JAMMU AND KASHMIR	903	270	0		0
10	JHARKHAND	18,306	5,490	1,377		25
11	KARNATAKA	7,000	2,100	1,882		90
12	KERALA	667	198	46		23
13	MADHYA PRADESH	16,140	4,842	7,481		155
14	MAHARASHTRA	5,135	1,539	1,296		84
15	MANIPUR	326	97	132		136
16	MEGHALAYA	523	155	150		97
17	MIZORAM	125	37	3		8
18	NAGALAND	35	10	20		200
19	ORISSA	3,116	934	1,828		196
20	PUNJAB	1,608	482	285		59
21	RAJASTHAN	2,272	680	777		114
22	SIKKIM	200	60	19		32
23	TAMIL NADU	5,923	1,775	64		4
24	UTTARAKHAND	1,341	401	352		88
25	UTTAR PRADESH	22,500	6,750	1,009		15
26	WEST BENGAL	1,934	578	556		96
Grand Total		1,15,379	34,589	23,913		69

Very Good:(90% or above of targets)

CHHATISGARH, GUJARAT, HIMACHAL PRADESH, KARNATAKA, MADHYA PRADESH, MANIPUR, MEGHALAYA, NAGALAND, ORISSA, RAJASTHAN, WEST BENGAL

Good:(Between 80% to 90% targets)

HARYANA, MAHARASHTRA, UTTARAKHAND

Poor:(Below 80% of targets)

ANDHRA PRADESH, ARUNACHAL PRADESH, ASSAM, BIHAR, JAMMU AND KASHMIR, JHARKHAND, KERALA, MIZORAM, PUNJAB, SIKKIM, TAMIL NADU, UTTAR PRADESH

* Achievement of some States/UTs have been reconciled with figure as supplied by from M/o Drinking Water and Sanitation

Rural Areas- National Rural Drinking Water Programme (NRDWP)

Coverage of Water Quality Affected Habitations

% Achievement of Target
During April-September, 2011

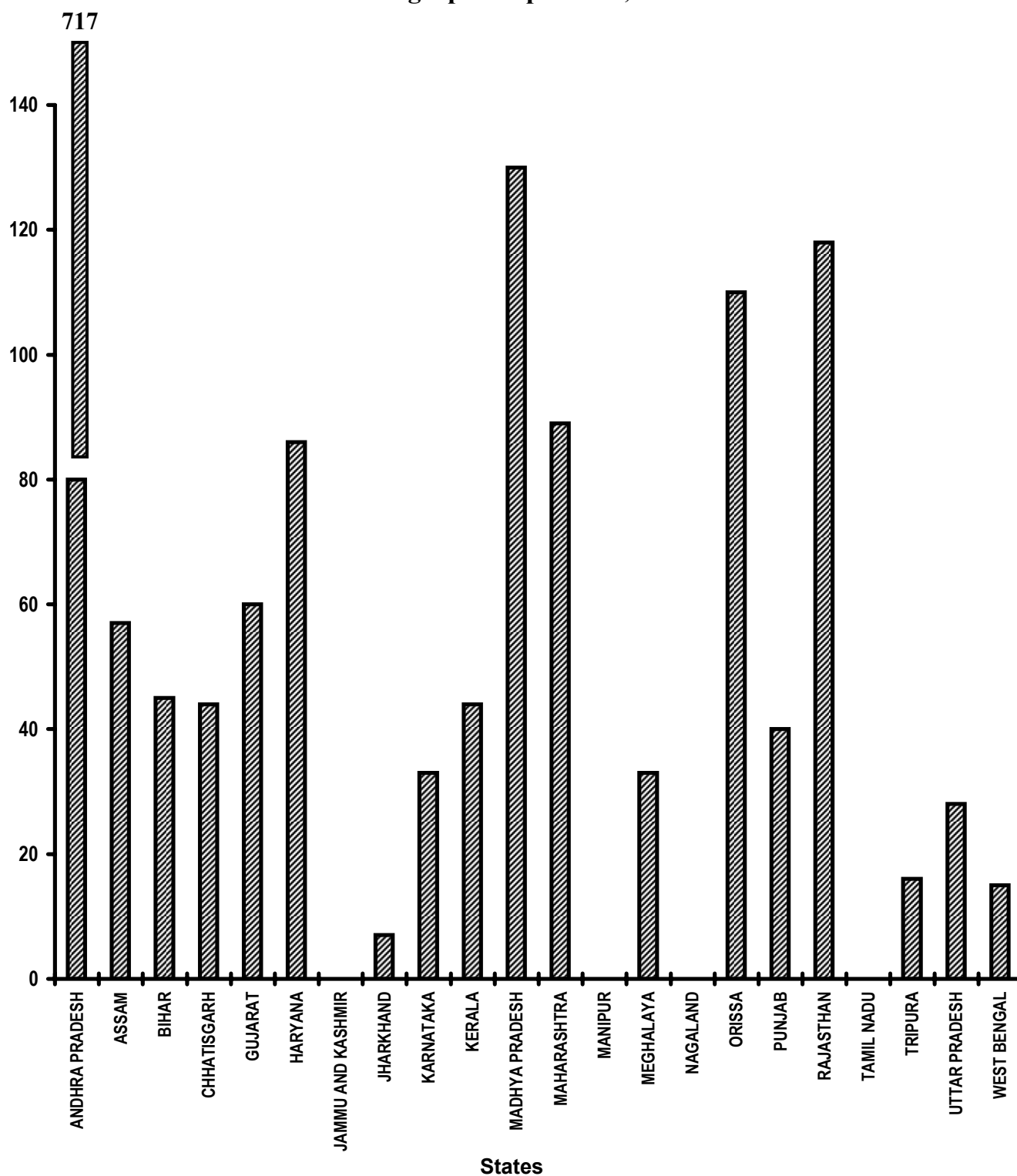


Table - 9(B)

Rural Areas: National Rural Drinking Water Programme (NRDWP)
Coverage of water quality affected habitations
(Unit: Number)

Sl. No.	State/UT Name	Target		Achievement *	Percent Achievement
		2011-2012	April,2011-September,2011	April,2011-September,2011	April,2011-September,2011
(1)	(2)	(3)	(4)	(5)	(5)/(4)
1	ANDHRA PRADESH	201	59	423	717
2	ASSAM	3,158	947	538	57
3	BIHAR	6,375	1,913	859	45
4	CHHATISGARH	3,283	983	437	44
5	GUJARAT	405	122	73	60
6	HARYANA	23	7	6	86
7	JAMMU AND KASHMIR	20	6	0	0
8	JHARKHAND	804	241	18	7
9	KARNATAKA	2,000	600	200	33
10	KERALA	157	45	20	44
11	MADHYA PRADESH	575	172	223	130
12	MAHARASHTRA	1,272	380	339	89
13	MANIPUR	4	2	0	0
14	MEGHALAYA	12	3	1	33
15	NAGALAND	50	15	0	0
16	ORISSA	1,609	482	528	110
17	PUNJAB	22	5	2	40
18	RAJASTHAN	3,801	1,139	1,346	118
19	TAMIL NADU	77	23	0	0
20	TRIPURA	982	293	48	16
21	UTTAR PRADESH	800	240	68	28
22	WEST BENGAL	4,160	1,248	192	15
Grand Total		29,790	8,925	5,321	60

Very Good:(90% or above of targets)

ANDHRA PRADESH, MADHYA PRADESH, ORISSA, RAJASTHAN

Good:(Between 80% to 90% targets)

HARYANA, MAHARASHTRA

Poor:(Below 80% of targets)

ASSAM, BIHAR, CHHATISGARH, GUJARAT, JAMMU AND KASHMIR, JHARKHAND, KARNATAKA, KERALA, MANIPUR, MEGHALAYA, NAGALAND, PUNJAB, TAMIL NADU, TRIPURA, UTTAR PRADESH, WEST BENGAL

* Achievement of some states/UTs have been reconciled with figure as supplied by from M/o Drinking Water and Sanitation

Table - 10

Sanitation Programme in Rural Areas
(Unit: Number)

Sl. No.	State/UT Name	Individual Household latrines constructed (Number) April,2011-September,2011
(1)	(2)	(3)
1	ANDHRA PRADESH	2,86,878
2	ARUNACHAL PRADESH	17,690
3	ASSAM	1,56,733
4	BIHAR	2,79,978
5	CHHATISGARH	23,094
6	DELHI	0
7	GOA	0
8	GUJARAT	1,37,622
9	HARYANA	59,248
10	HIMACHAL PRADESH	22,793
11	JAMMU AND KASHMIR	1,33,793
12	JHARKHAND	30,443
13	KARNATAKA	2,23,735
14	KERALA	0
15	MADHYA PRADESH	3,90,442
16	MAHARASHTRA	1,79,136
17	MANIPUR	12,004
18	MEGHALAYA	19,894
19	MIZORAM	109
20	NAGALAND	38,173
21	ORISSA	2,11,475
22	PUDUCHERRY	0
23	PUNJAB	0
24	RAJASTHAN	2,38,850
25	SIKKIM	0
26	TAMIL NADU	1,48,566
27	TRIPURA	13,878
28	UTTARAKHAND	57,564
29	UTTAR PRADESH	6,62,978
30	WEST BENGAL	3,01,660
31	ANDAMAN AND NICOBAR ISLANDS	0
32	CHANDIGARH	0
33	DADRA AND NAGAR HAVELI	0
34	DAMAN AND DIU	0
35	LAKSHADWEEP	0
Grand Total		36,46,736

Table - 11

Institutional Delivery
(Unit: Number)

Sl. No.	State/UT Name	Delivery in institutions (Number) April,2011-September,2011
(1)	(2)	(3)
1	ANDHRA PRADESH	4,20,518
2	ARUNACHAL PRADESH	0
3	ASSAM	0
4	BIHAR	5,25,800
5	CHHATISGARH	1,44,236
6	DELHI	1,23,331
7	GOA	10,271
8	GUJARAT	5,20,156
9	HARYANA	1,03,267
10	HIMACHAL PRADESH	32,731
11	JAMMU AND KASHMIR	71,271
12	JHARKHAND	1,54,519
13	KARNATAKA	4,06,069
14	KERALA	1,79,069
15	MADHYA PRADESH	4,87,920
16	MAHARASHTRA	5,66,886
17	MANIPUR	6,939
18	MEGHALAYA	10,952
19	MIZORAM	0
20	NAGALAND	42,193
21	ORISSA	2,33,604
22	PUDUCHERRY	22,347
23	PUNJAB	1,92,935
24	RAJASTHAN	6,20,537
25	SIKKIM	3,403
26	TAMIL NADU	5,34,335
27	TRIPURA	11,987
28	UTTARAKHAND	41,995
29	UTTAR PRADESH	13,29,962
30	WEST BENGAL	0
31	ANDAMAN AND NICOBAR ISLANDS	2,809
32	CHANDIGARH	7,736
33	DADRA AND NAGAR HAVELI	715
34	DAMAN AND DIU	1,248
35	LAKSHADWEEP	592
Grand Total		68,10,333

SC Families Assisted

% Achievement of Target
During April-September, 2011

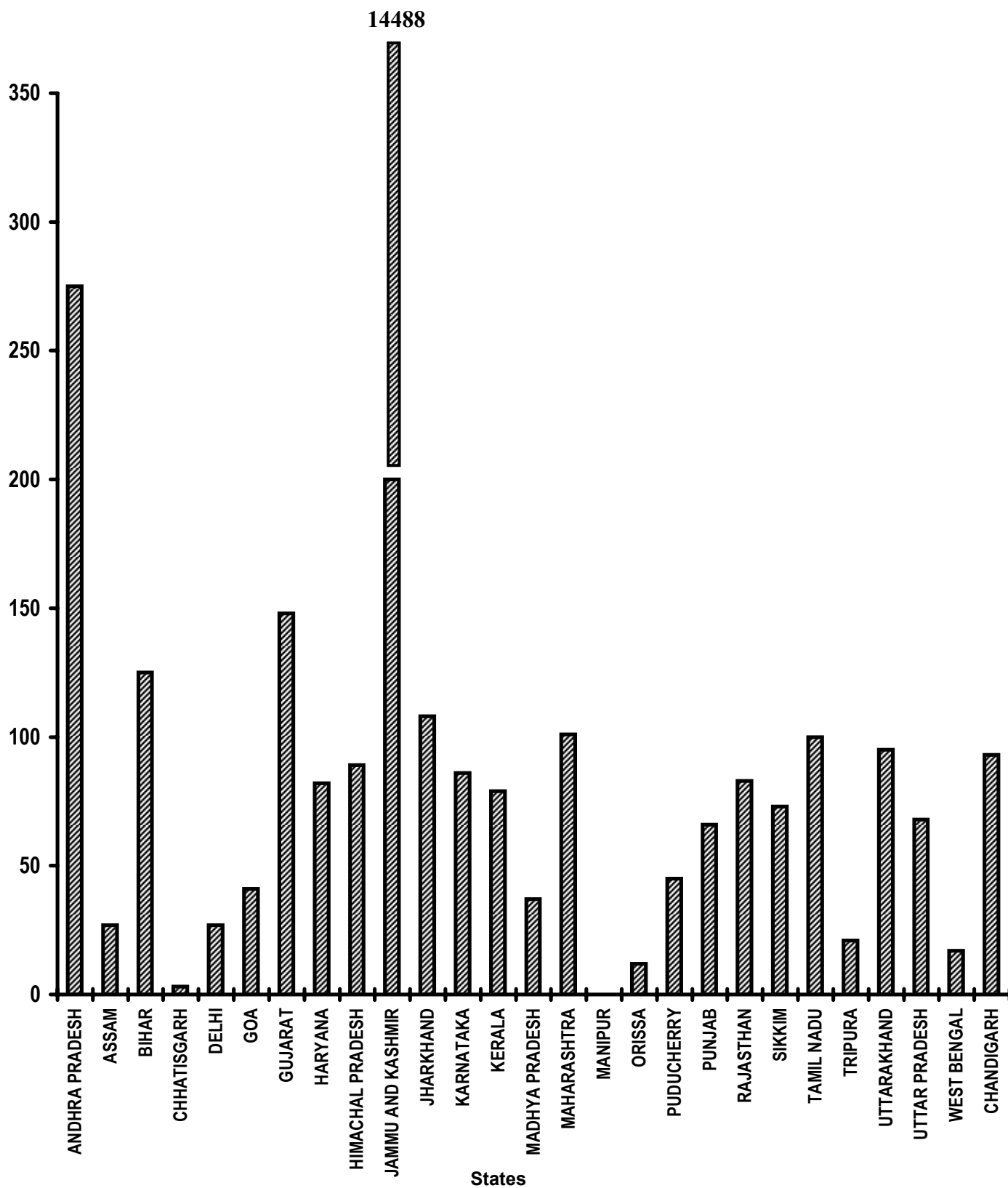


Table - 12

SC Families Assisted
(Unit: Number)

Sl. No.	State/UT Name	Target *		Achievement April,2011-September,2011	Percent Achievement April,2011-September,2011
		2011-2012	April,2011-September,2011		
(1)	(2)	(3)	(4)	(5)	(5)/(4)
1	ANDHRA PRADESH	4,50,000	2,25,000	6,19,293	275
2	ASSAM	44,000	21,996	6,006	27
3	BIHAR	2,55,000	1,27,500	1,59,532	125
4	CHHATISGARH	3,75,000	1,87,500	6,086	3
5	DELHI	5,000	2,496	686	27
6	GOA	550	270	111	41
7	GUJARAT	1,40,000	69,996	1,03,543	148
8	HARYANA	88,500	44,250	36,424	82
9	HIMACHAL PRADESH	58,000	29,000	25,687	89
10	JAMMU AND KASHMIR	1,100	546	79,104	14,488
11	JHARKHAND	5,50,000	2,74,998	2,95,703	108
12	KARNATAKA	5,00,000	2,49,996	2,13,945	86
13	KERALA	33,000	16,500	12,986	79
14	MADHYA PRADESH	2,43,000	1,21,500	45,292	37
15	MAHARASHTRA	1,54,000	76,998	77,767	101
16	MANIPUR	550	270	0	0
17	ORISSA	72,600	36,300	4,293	12
18	PUDUCHERRY	5,000	2,496	1,120	45
19	PUNJAB	88,000	43,998	28,990	66
20	RAJASTHAN	4,12,000	2,05,998	1,71,151	83
21	SIKKIM	2,200	1,098	797	73
22	TAMIL NADU	9,00,000	4,50,000	4,50,658	100
23	TRIPURA	22,000	10,998	2,332	21
24	UTTARAKHAND	7,000	3,498	3,322	95
25	UTTAR PRADESH	2,57,000	1,28,496	87,252	68
26	WEST BENGAL	1,10,000	54,996	9,472	17
27	CHANDIGARH	700	348	323	93
Grand Total		47,74,200	23,87,042	24,41,875	102

Very Good:(90% or above of targets)

ANDHRA PRADESH, BIHAR, GUJARAT, JAMMU AND KASHMIR, JHARKHAND, MAHARASHTRA, TAMIL NADU, UTTARAKHAND, CHANDIGARH

Good:(Between 80% to 90% targets)

HARYANA, HIMACHAL PRADESH, KARNATAKA, RAJASTHAN

Poor:(Below 80% of targets)

ASSAM, CHHATISGARH, DELHI, GOA, KERALA, MADHYA PRADESH, MANIPUR, ORISSA, PUDUCHERRY, PUNJAB, SIKKIM, TRIPURA, UTTAR PRADESH, WEST BENGAL

* Targets the year 2007-08 has been repeated provisionally for 2011-12.

Universalization of ICDS Scheme

ICDS Blocks Operational (Cumulative)

% Achievement of Target
During April-September, 2011

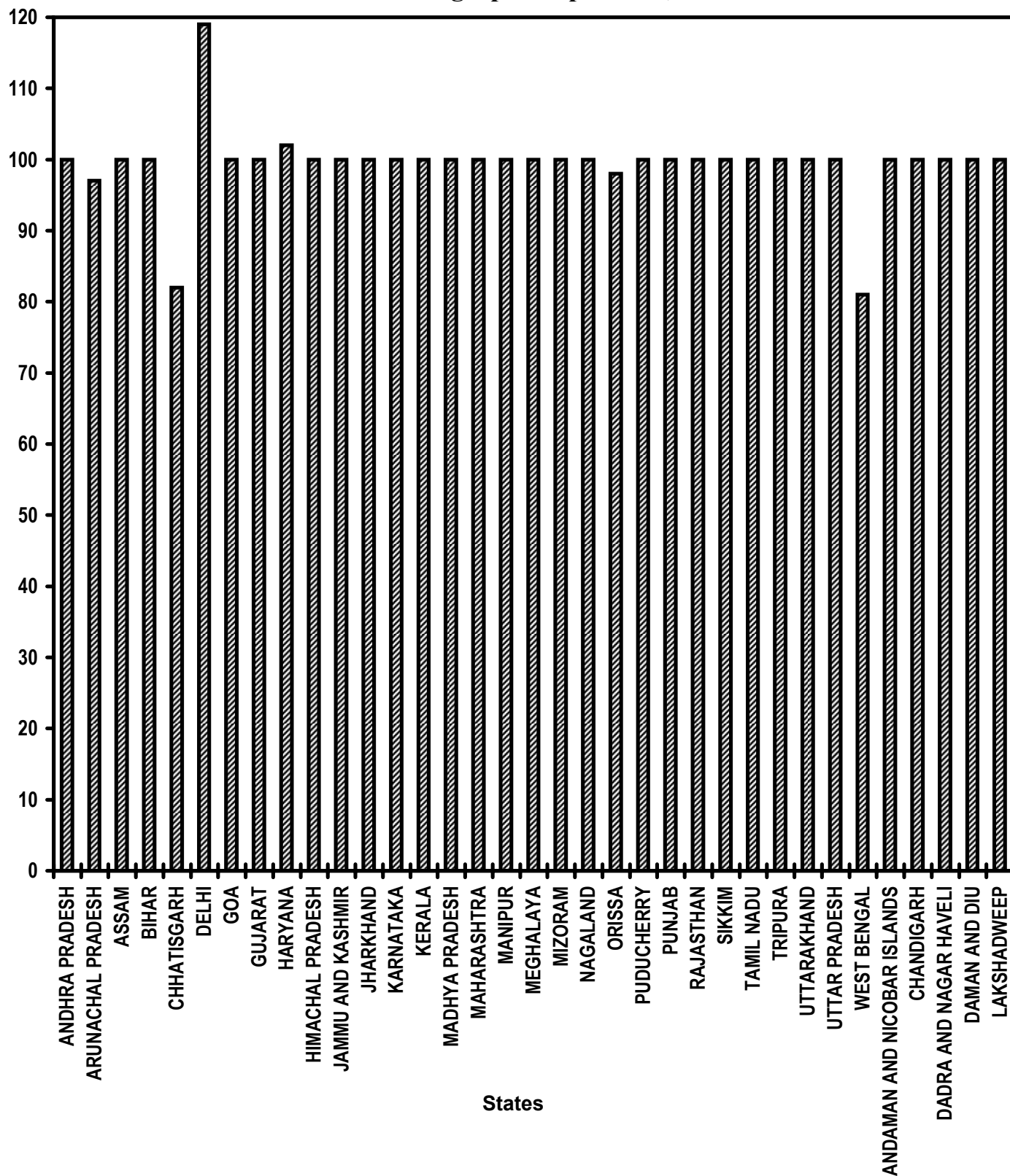


Table - 13

Universalization of ICDS Scheme
ICDS Blocks Operational (Cumulative)
(Unit: Number)

Sl. No.	State/UT Name	Target		Achievement April,2011-September,2011	Percent Achievement April,2011-September,2011
		2011-2012	April,2011-September,2011		
(1)	(2)	(3)	(4)	(5)	(5)/(4)
1	ANDHRA PRADESH	387	387	387	100
2	ARUNACHAL PRADESH	96	96	93	97
3	ASSAM	231	231	231	100
4	BIHAR	545	545	544	100
5	CHHATISGARH	198	198	163	82
6	DELHI	79	79	94	119
7	GOA	11	11	11	100
8	GUJARAT	336	336	336	100
9	HARYANA	145	145	148	102
10	HIMACHAL PRADESH	78	78	78	100
11	JAMMU AND KASHMIR	141	141	141	100
12	JHARKHAND	204	204	204	100
13	KARNATAKA	185	185	185	100
14	KERALA	258	258	258	100
15	MADHYA PRADESH	453	453	453	100
16	MAHARASHTRA	553	553	553	100
17	MANIPUR	42	42	42	100
18	MEGHALAYA	41	41	41	100
19	MIZORAM	27	27	27	100
20	NAGALAND	59	59	59	100
21	ORISSA	333	333	326	98
22	PUDUCHERRY	5	5	5	100
23	PUNJAB	154	154	154	100
24	RAJASTHAN	304	304	304	100
25	SIKKIM	13	13	13	100
26	TAMIL NADU	434	434	434	100
27	TRIPURA	56	56	56	100
28	UTTARAKHAND	105	105	105	100
29	UTTAR PRADESH	897	897	896	100
30	WEST BENGAL	512	512	414	81
31	ANDAMAN AND NICOBAR ISLANDS	5	5	5	100
32	CHANDIGARH	3	3	3	100
33	DADRA AND NAGAR HAVELI	2	2	2	100
34	DAMAN AND DIU	2	2	2	100
35	LAKSHADWEEP	6	6	6	100
Grand Total		6,900	6,900	6,773	98

Very Good:(90% or above of targets)

ANDHRA PRADESH, ARUNACHAL PRADESH, ASSAM, BIHAR, DELHI, GOA, GUJARAT, HARYANA, HIMACHAL PRADESH, JAMMU AND KASHMIR, JHARKHAND, KARNATAKA, KERALA, MADHYA PRADESH, MAHARASHTRA, MANIPUR, MEGHALAYA, MIZORAM, NAGALAND, ORISSA, PUDUCHERRY, PUNJAB, RAJASTHAN, SIKKIM, TAMIL NADU, TRIPURA, UTTARAKHAND, UTTAR PRADESH, ANDAMAN AND NICOBAR ISLANDS, CHANDIGARH, DADRA AND NAGAR HAVELI, DAMAN AND DIU, LAKSHADWEEP

Good:(Between 80% to 90% targets)

CHHATISGARH, WEST BENGAL

Functional Anganwadis (Cumulative)

% Achievement of Target
During April-September, 2011

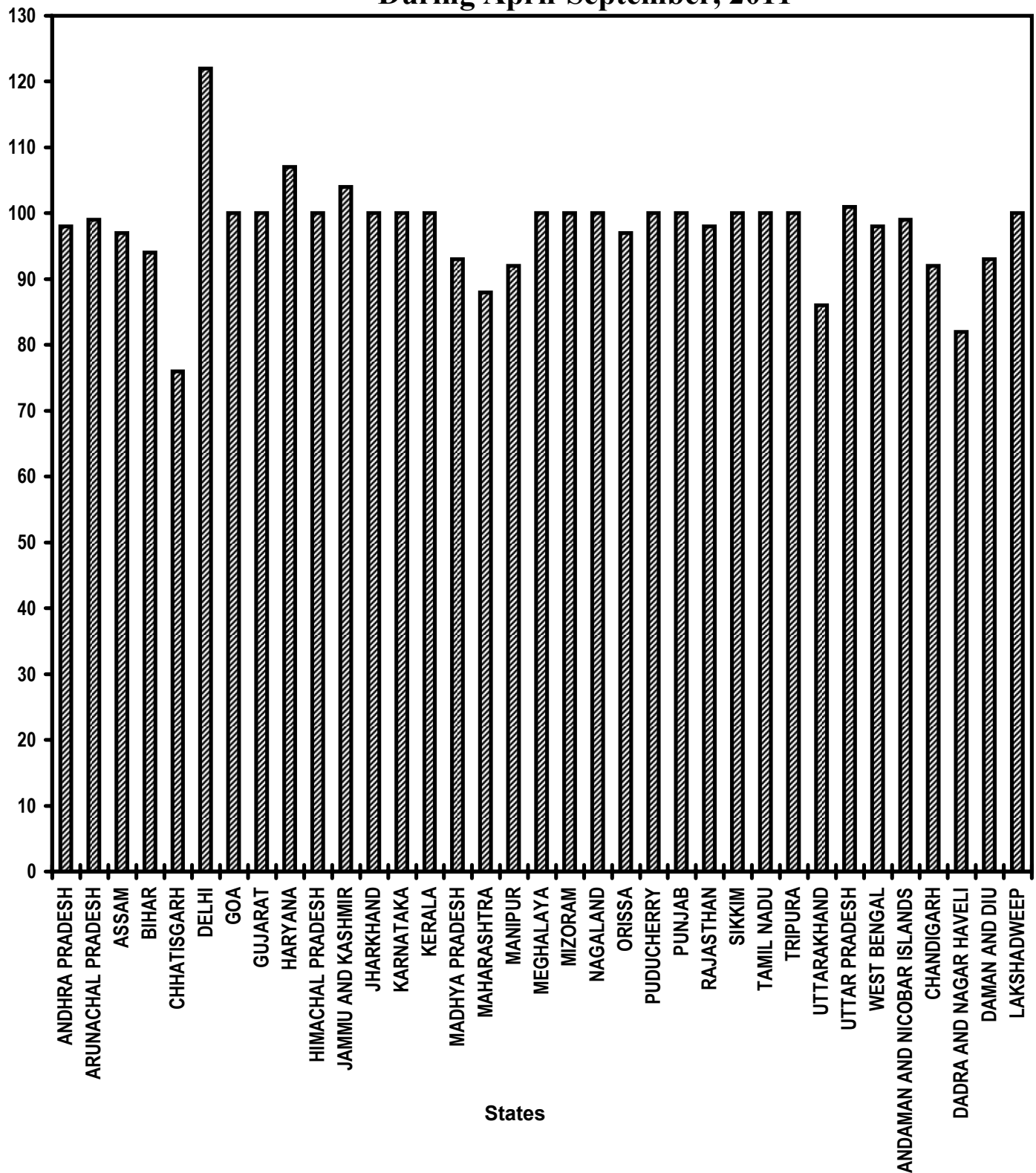


Table - 14

Functional Anganwadis
Anganwadis Functional (Cumulative)
(Unit: Number)

Sl. No.	State/UT Name	Target		Achievement April,2011- September,2011	Percent Achievement April,2011- September,2011
		2011-2012	September,2011		
(1)	(2)	(3)	(4)	(5)	(5)/(4)
1	ANDHRA PRADESH	87,004	87,004	85,462	98
2	ARUNACHAL PRADESH	6,117	6,117	6,028	99
3	ASSAM	58,572	58,572	56,681	97
4	BIHAR	85,502	85,502	80,211	94
5	CHHATISGARH	50,501	50,501	38,556	76
6	DELHI	8,651	8,651	10,515	122
7	GOA	1,260	1,260	1,261	100
8	GUJARAT	49,935	49,935	50,123	100
9	HARYANA	23,247	23,247	24,959	107
10	HIMACHAL PRADESH	18,612	18,612	18,529	100
11	JAMMU AND KASHMIR	27,046	27,046	28,042	104
12	JHARKHAND	38,236	38,236	38,310	100
13	KARNATAKA	63,371	63,371	63,375	100
14	KERALA	33,066	33,066	33,080	100
15	MADHYA PRADESH	90,999	90,999	84,583	93
16	MAHARASHTRA	1,08,146	1,08,146	94,826	88
17	MANIPUR	10,615	10,615	9,795	92
18	MEGHALAYA	5,113	5,113	5,114	100
19	MIZORAM	1,980	1,980	1,980	100
20	NAGALAND	3,455	3,455	3,455	100
21	ORISSA	71,057	71,057	68,643	97
22	PUDUCHERRY	788	788	788	100
23	PUNJAB	26,656	26,656	26,656	100
24	RAJASTHAN	59,135	59,135	58,066	98
25	SIKKIM	1,200	1,200	1,196	100
26	TAMIL NADU	54,439	54,439	54,439	100
27	TRIPURA	9,906	9,906	9,906	100
28	UTTARAKHAND	19,223	19,223	16,555	86
29	UTTAR PRADESH	1,79,826	1,79,826	1,82,486	101
30	WEST BENGAL	1,13,999	1,13,999	1,11,724	98
31	ANDAMAN AND NICOBAR ISLANDS	707	707	697	99
32	CHANDIGARH	456	456	420	92
33	DADRA AND NAGAR HAVELI	267	267	219	82
34	DAMAN AND DIU	104	104	97	93
35	LAKSHADWEEP	107	107	107	100
Grand Total		13,09,298	13,09,298	12,66,884	97

Very Good:(90% or above of targets)

ANDHRA PRADESH, ARUNACHAL PRADESH, ASSAM, BIHAR, DELHI, GOA, GUJARAT, HARYANA, HIMACHAL PRADESH, JAMMU AND KASHMIR, JHARKHAND, KARNATAKA, KERALA, MADHYA PRADESH, MANIPUR, MEGHALAYA, MIZORAM, NAGALAND, ORISSA, PUDUCHERRY, PUNJAB, RAJASTHAN, SIKKIM, TAMIL NADU, TRIPURA, UTTAR PRADESH, WEST BENGAL, ANDAMAN AND NICOBAR ISLANDS, CHANDIGARH, DAMAN AND DIU, LAKSHADWEEP

Good:(Between 80% to 90% targets)

MAHARASHTRA, UTTARAKHAND, DADRA AND NAGAR HAVELI

Poor:(Below 80% of targets)

CHHATISGARH

**No. of Urban poor families assisted
under Seven Point Charter
Poor Families Assisted
% Achievement of Target
During April-September, 2011**

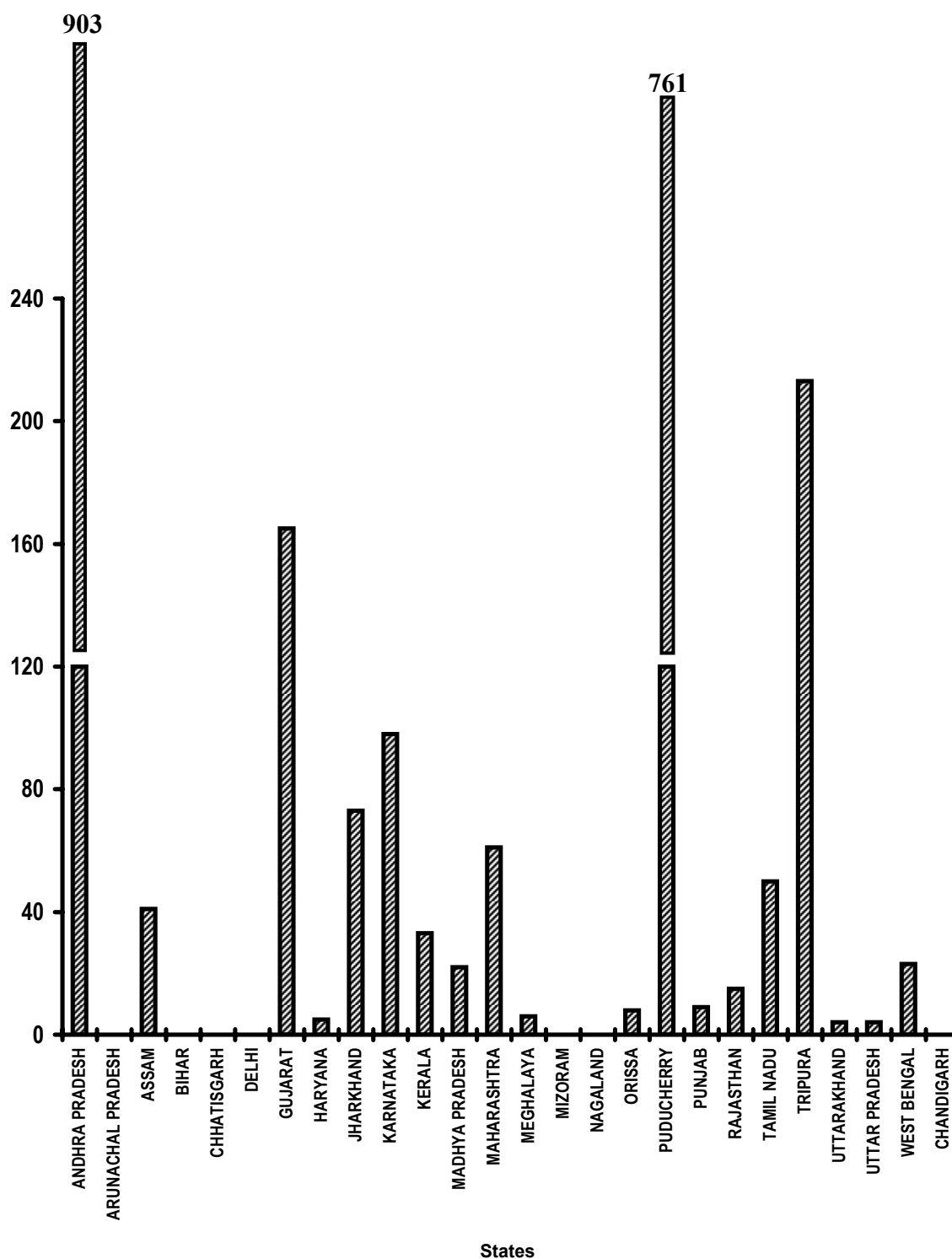


Table - 15

No. of Urban poor families assisted under Seven Point Charter
Poor Families Assisted
(Unit: Number)

Sl. No.	State/UT Name	Target		Achievement	Percent
		2011-2012	April,2011-September,2011	April,2011-September,2011	Achievement April,2011-September,2011
(1)	(2)	(3)	(4)	(5)	(5)/(4)
1	ANDHRA PRADESH	60,000	30,000	2,70,777	903
2	ARUNACHAL PRADESH	375	188	0	0
3	ASSAM	6,000	3,000	1,222	41
4	BIHAR	12,000	6,000	0	0
5	CHHATISGARH	18,750	9,376	0	0
6	DELHI	30,000	15,000	0	0
7	GUJARAT	52,500	26,250	43,266	165
8	HARYANA	8,250	4,124	202	5
9	JHARKHAND	7,500	3,750	2,736	73
10	KARNATAKA	21,000	10,500	10,261	98
11	KERALA	22,500	11,250	3,702	33
12	MADHYA PRADESH	37,500	18,750	4,062	22
13	MAHARASHTRA	1,05,000	52,500	32,219	61
14	MEGHALAYA	900	450	28	6
15	MIZORAM	1,725	862	0	0
16	NAGALAND	3,000	1,500	0	0
17	ORISSA	8,700	4,350	341	8
18	PUDUCHERRY	1,800	900	6,850	761
19	PUNJAB	3,000	1,500	136	9
20	RAJASTHAN	33,000	16,500	2,401	15
21	TAMIL NADU	52,500	26,250	13,254	50
22	TRIPURA	1,500	750	1,597	213
23	UTTARAKHAND	4,500	2,250	86	4
24	UTTAR PRADESH	48,000	24,000	1,066	4
25	WEST BENGAL	52,500	26,250	6,059	23
26	CHANDIGARH	7,500	3,750	0	0
Grand Total		6,00,000	3,00,000	4,00,265	133

Very Good:(90% or above of targets)

ANDHRA PRADESH, GUJARAT, KARNATAKA, PUDUCHERRY, TRIPURA

Poor:(Below 80% of targets)

ARUNACHAL PRADESH, ASSAM, BIHAR, CHHATISGARH, DELHI, HARYANA, JHARKHAND, KERALA, MADHYA PRADESH, MAHARASHTRA, MEGHALAYA, MIZORAM, NAGALAND, ORISSA, PUNJAB, RAJASTHAN, TAMIL NADU, UTTARAKHAND, UTTAR PRADESH, WEST BENGAL, CHANDIGARH

Afforestation (Public and Forest Lands)

Area Covered under Plantation

% Achievement of Target

During April-September, 2011

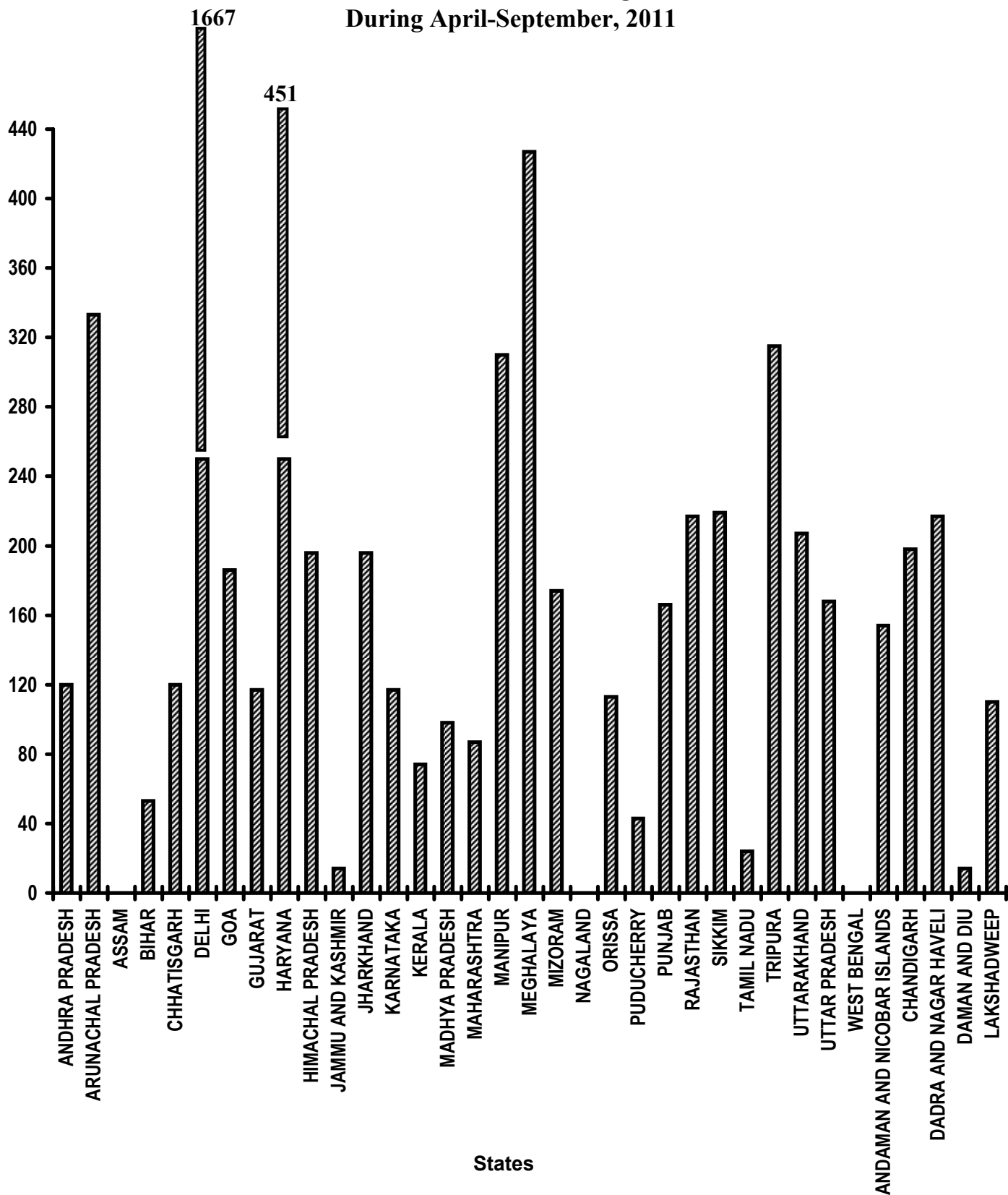


Table - 16(A)

Afforestation (Public and Forest Lands)
Area Covered under Plantation
(Unit: Hectares)

Sl. No.	State/UT Name	Target		Achievement April,2011-September,2011	Percent Achievement April,2011-September,2011
		2011-2012	April,2011-September,2011		
(1)	(2)	(3)	(4)	(5)	(5)/(4)
1	ANDHRA PRADESH	3,12,000	1,56,000	1,87,453	120
2	ARUNACHAL PRADESH	6,500	3,250	10,817	333
3	ASSAM	9,500	4,750	0	0
4	BIHAR	25,000	12,500	6,654	53
5	CHHATISGARH	78,000	39,000	46,926	120
6	DELHI	105	52	867	1,667
7	GOA	500	250	465	186
8	GUJARAT	1,37,500	68,750	80,548	117
9	HARYANA	24,000	12,000	54,134	451
10	HIMACHAL PRADESH	20,000	10,000	19,610	196
11	JAMMU AND KASHMIR	28,000	13,998	1,992	14
12	JHARKHAND	30,000	15,000	29,439	196
13	KARNATAKA	1,00,000	49,998	58,274	117
14	KERALA	9,000	4,500	3,328	74
15	MADHYA PRADESH	2,10,000	1,05,000	1,03,012	98
16	MAHARASHTRA	1,80,000	90,000	78,324	87
17	MANIPUR	10,000	5,000	15,490	310
18	MEGHALAYA	2,500	1,250	5,333	427
19	MIZORAM	5,500	2,750	4,775	174
20	NAGALAND	5,000	2,500	0	0
21	ORISSA	2,15,000	1,07,500	1,21,652	113
22	PUDUCHERRY	75	37	16	43
23	PUNJAB	8,000	4,000	6,648	166
24	RAJASTHAN	60,000	30,000	65,001	217
25	SIKKIM	6,000	3,000	6,558	219
26	TAMIL NADU	1,18,500	59,250	14,271	24
27	TRIPURA	13,000	6,500	20,500	315
28	UTTARAKHAND	20,000	10,000	20,674	207
29	UTTAR PRADESH	90,000	45,000	75,795	168
30	WEST BENGAL	20,000	10,000	0	0
31	ANDAMAN AND NICOBAR ISLANDS	1,300	650	998	154
32	CHANDIGARH	300	150	297	198
33	DADRA AND NAGAR HAVELI	250	124	269	217
34	DAMAN AND DIU	30	14	2	14
35	LAKSHADWEEP	20	10	11	110
Grand Total		17,45,580	8,72,783	10,40,133	119

Very Good:(90% or above of targets)

ANDHRA PRADESH, ARUNACHAL PRADESH, CHHATISGARH, DELHI, GOA, GUJARAT, HARYANA, HIMACHAL PRADESH, JHARKHAND, KARNATAKA, MADHYA PRADESH, MANIPUR, MEGHALAYA, MIZORAM, ORISSA, PUNJAB, RAJASTHAN, SIKKIM, TRIPURA, UTTARAKHAND, UTTAR PRADESH, ANDAMAN AND NICOBAR ISLANDS, CHANDIGARH, DADRA AND NAGAR HAVELI, LAKSHADWEEP

Good:(Between 80% to 90% targets)

MAHARASHTRA

Poor:(Below 80% of targets)

ASSAM, BIHAR, JAMMU AND KASHMIR, KERALA, NAGALAND, PUDUCHERRY, TAMIL NADU, WEST BENGAL, DAMAN AND DIU

Afforestation (Public and Forest Lands)

Seedlings planted

% Achievement of Target
During April-September, 2011

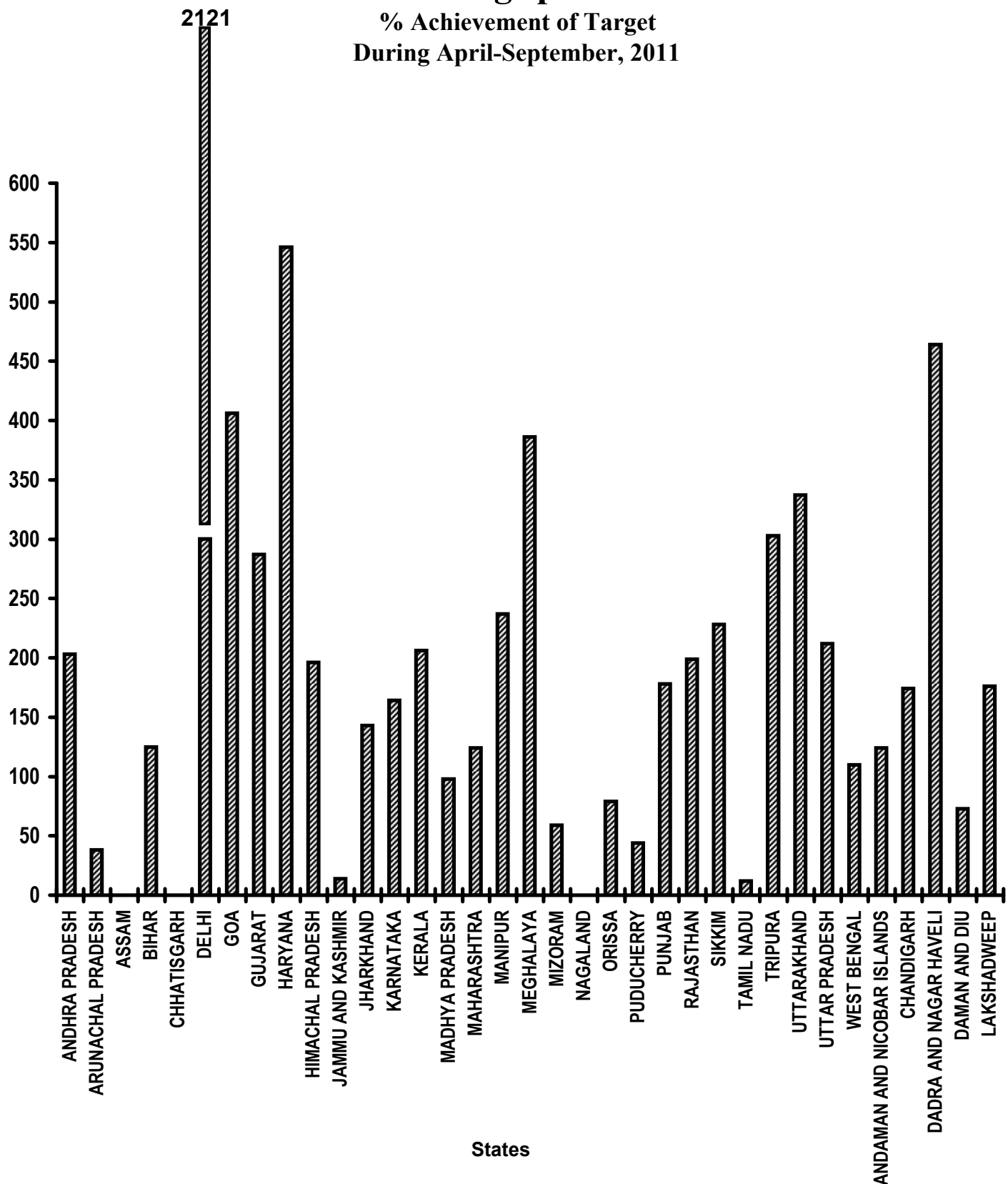


Table - 16(B)

Afforestation (Public and Forest Lands)
Seedlings planted
(Unit: Number)

Sl. No.	State/UT Name	Target		Achievement	Percent
		2011-2012	April,2011-September,2011	April,2011-September,2011	Achievement April,2011-September,2011
(1)	(2)	(3)	(4)	(5)	(5)/(4)
1	ANDHRA PRADESH	20,28,00,000	10,14,00,000	20,59,00,000	203
2	ARUNACHAL PRADESH	42,25,000	21,12,500	8,07,313	38
3	ASSAM	61,75,000	30,87,500	0	0
4	BIHAR	1,62,50,000	81,25,000	1,01,62,000	125
5	CHHATISGARH	5,07,00,000	2,53,50,000	372	0
6	DELHI	68,000	34,000	7,21,000	2,121
7	GOA	3,25,000	1,62,500	6,60,000	406
8	GUJARAT	8,93,75,000	4,46,87,500	12,82,96,000	287
9	HARYANA	1,56,00,000	78,00,000	4,26,00,000	546
10	HIMACHAL PRADESH	1,30,00,000	65,00,000	1,27,46,000	196
11	JAMMU AND KASHMIR	1,82,00,000	91,00,002	12,94,334	14
12	JHARKHAND	1,95,00,000	97,50,000	1,39,16,449	143
13	KARNATAKA	6,50,00,000	3,25,00,002	5,33,03,000	164
14	KERALA	58,50,000	29,25,000	60,36,384	206
15	MADHYA PRADESH	13,65,00,000	6,82,50,000	6,69,58,000	98
16	MAHARASHTRA	11,70,00,000	5,85,00,000	7,23,52,000	124
17	MANIPUR	65,00,000	32,50,000	77,04,687	237
18	MEGHALAYA	16,25,000	8,12,500	31,32,532	386
19	MIZORAM	35,75,000	17,87,500	10,48,345	59
20	NAGALAND	32,50,000	16,25,000	0	0
21	ORISSA	13,97,50,000	6,98,75,000	5,54,40,259	79
22	PUDUCHERRY	49,000	24,500	10,835	44
23	PUNJAB	52,00,000	26,00,000	46,26,000	178
24	RAJASTHAN	3,00,00,000	1,50,00,000	2,99,24,000	199
25	SIKKIM	39,00,000	19,50,000	44,50,104	228
26	TAMIL NADU	7,70,25,000	3,85,12,500	47,00,732	12
27	TRIPURA	84,50,000	42,25,000	1,28,00,000	303
28	UTTARAKHAND	1,30,00,000	65,00,000	2,18,86,000	337
29	UTTAR PRADESH	5,85,00,000	2,92,50,000	6,20,34,622	212
30	WEST BENGAL	1,30,00,000	65,00,000	71,52,000	110
31	ANDAMAN AND NICOBAR ISLANDS	8,45,000	4,22,500	5,23,096	124
32	CHANDIGARH	1,95,000	97,500	1,70,061	174
33	DADRA AND NAGAR HAVELI	1,63,000	81,500	3,78,000	464
34	DAMAN AND DIU	20,000	10,002	7,326	73
35	LAKSHADWEEP	13,000	6,500	11,464	176
Grand Total		1,12,56,28,000	56,28,14,006	83,17,52,915	148

Very Good:(90% or above of targets)

ANDHRA PRADESH, BIHAR, DELHI, GOA, GUJARAT, HARYANA, HIMACHAL PRADESH, JHARKHAND, KARNATAKA, KERALA, MADHYA PRADESH, MAHARASHTRA, MANIPUR, MEGHALAYA, PUNJAB, RAJASTHAN, SIKKIM, TRIPURA, UTTARAKHAND, UTTAR PRADESH, WEST BENGAL, ANDAMAN AND NICOBAR ISLANDS, CHANDIGARH, DADRA AND NAGAR HAVELI, LAKSHADWEEP

Poor:(Below 80% of targets)

ARUNACHAL PRADESH, ASSAM, CHHATISGARH, JAMMU AND KASHMIR, MIZORAM, NAGALAND, ORISSA, PUDUCHERRY, TAMIL NADU, DAMAN AND DIU

Rural Roads - PMGSY

Length of Road Constructed

% Achievement of Target

During April-September, 2011

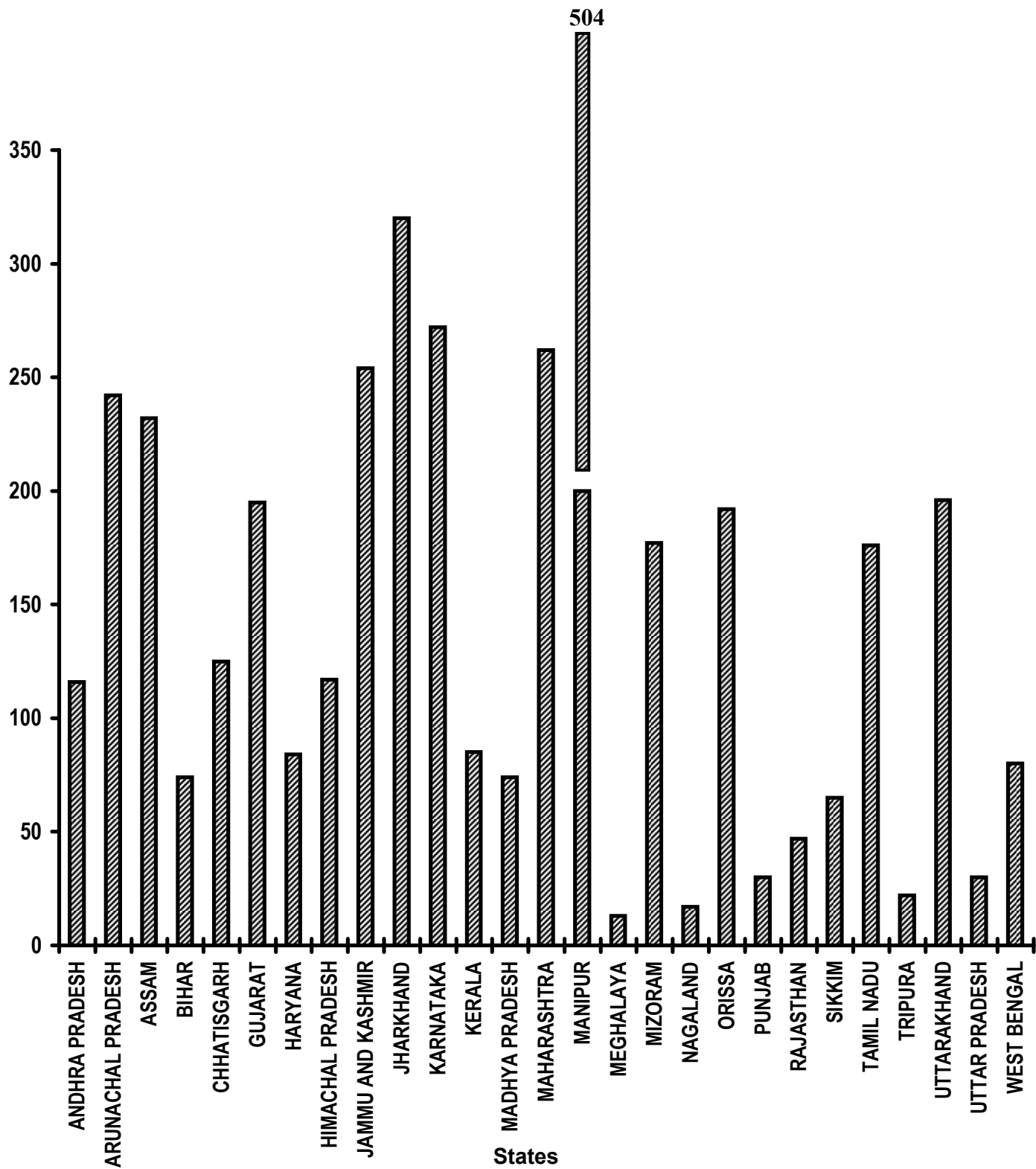


Table - 17

Rural Roads - PMGSY
Length of Road Constructed
(Unit: Kilometer)

Sl. No.	State/UT Name	Target		Achievement	Percent
		2011-2012	April,2011-September,2011	April,2011-September,2011	April,2011-September,2011
(1)	(2)	(3)	(4)	(5)	(5)/(4)
1	ANDHRA PRADESH	1,925	577	667	116
2	ARUNACHAL PRADESH	196	59	143	242
3	ASSAM	1,224	368	854	232
4	BIHAR	6,000	1,800	1,327	74
5	CHHATISGARH	1,500	450	@ 564	125
6	GUJARAT	728	219	426	195
7	HARYANA	292	88	74	84
8	HIMACHAL PRADESH	750	225	263	117
9	JAMMU AND KASHMIR	750	225	571	254
10	JHARKHAND	1,005	301	964	320
11	KARNATAKA	1,204	361	981	272
12	KERALA	446	134	114	85
13	MADHYA PRADESH	3,719	1,116	825	74
14	MAHARASHTRA	1,700	510	1,338	262
15	MANIPUR	150	45	227	504
16	MEGHALAYA	100	30	4	13
17	MIZORAM	100	30	53	177
18	NAGALAND	200	60	10	17
19	ORISSA	2,400	720	1,379	192
20	PUNJAB	593	178	53	30
21	RAJASTHAN	1,795	539	255	47
22	SIKKIM	154	46	30	65
23	TAMIL NADU	1,058	318	560	176
24	TRIPURA	314	94	21	22
25	UTTARAKHAND	350	105	206	196
26	UTTAR PRADESH	3,000	900	266	30
27	WEST BENGAL	1,347	404	324	80
Grand Total		33,000	9,902	12,499	126

Very Good:(90% or above of targets)

ANDHRA PRADESH, ARUNACHAL PRADESH, ASSAM, CHHATISGARH, GUJARAT, HIMACHAL PRADESH, JAMMU AND KASHMIR, JHARKHAND, KARNATAKA, MAHARASHTRA, MANIPUR, MIZORAM, ORISSA, TAMIL NADU, UTTARAKHAND

Good:(Between 80% to 90% targets)

HARYANA, KERALA, WEST BENGAL

Poor:(Below 80% of targets)

BIHAR, MADHYA PRADESH, MEGHALAYA, NAGALAND, PUNJAB, RAJASTHAN, SIKKIM, TRIPURA, UTTAR PRADESH

@ : Previous month's figure repeated due to non-availability of current data

Rajiv Gandhi

Grameen Vidyutikaran Yojana-RGGVY

Villages electrified
% Achievement of Target
During April-September, 2011

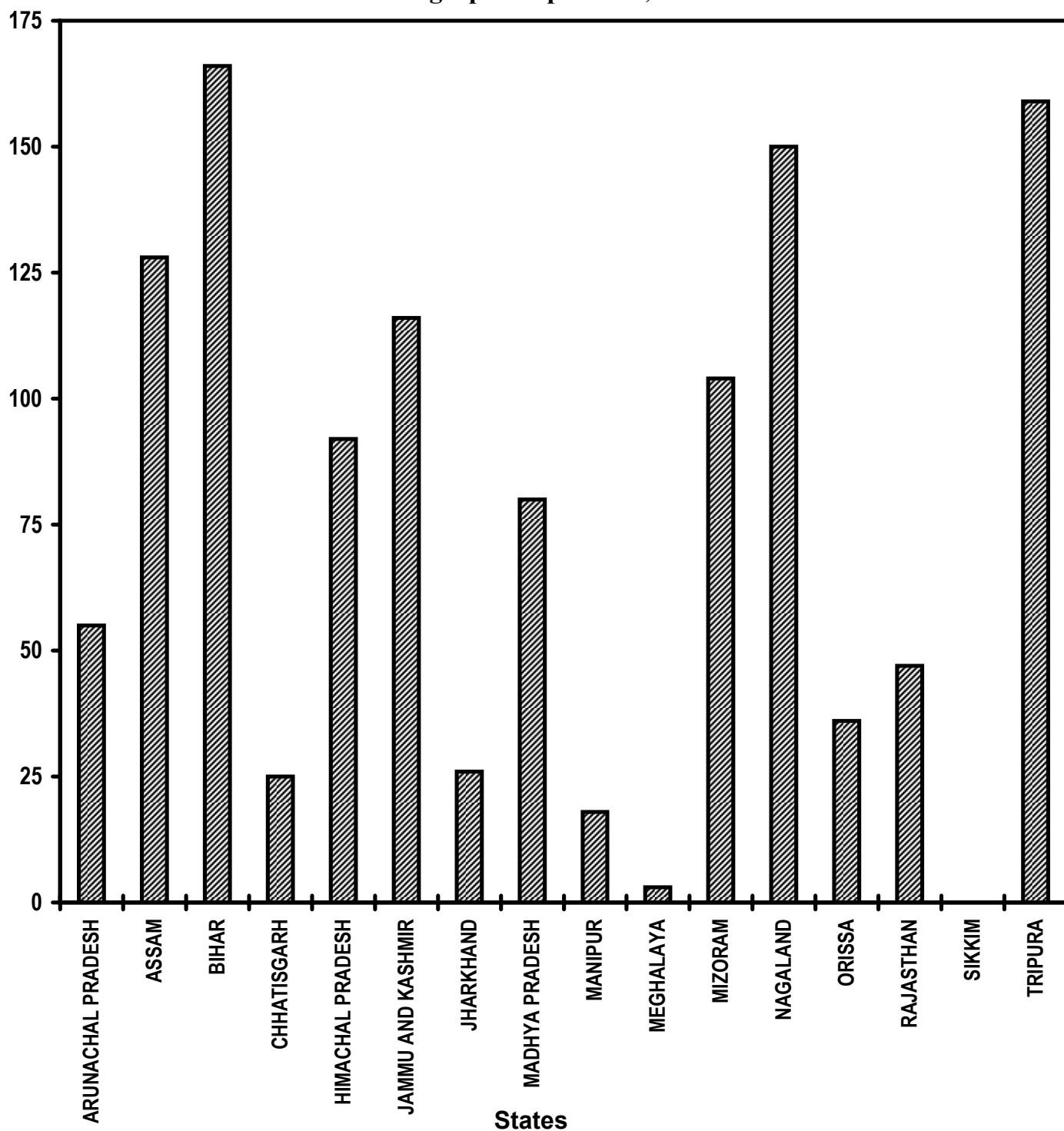


Table - 18

Rajiv Gandhi Grameen Vidyutikaran Yojana
Villages electrified
(Unit: Number)

Sl. No.	State/UT Name	Target		Achievement	Percent
		2011-2012	April,2011-September,2011	April,2011-September,2011	April,2011-September,2011
(1)	(2)	(3)	(4)	(5)	(5)/(4)
1	ARUNACHAL PRADESH	1,450	477	264 *	55
2	ASSAM	2,062	681	870	128
3	BIHAR	2,230	738	# 1227	166
4	CHHATISGARH	901	303	75	25
5	HIMACHAL PRADESH	54	13	12	92
6	JAMMU AND KASHMIR	136	45	52	116
7	JHARKHAND	2,141	705	183 *	26
8	MADHYA PRADESH	492	162	130 *	80
9	MANIPUR	591	195	36	18
10	MEGHALAYA	1,616	534	16	3
11	MIZORAM	81	27	28	104
12	NAGALAND	38	12	18	150
13	ORISSA	2,174	732	261	36
14	RAJASTHAN	418	135	64	47
15	SIKKIM	5	-	7	-
16	TRIPURA	82	27	43	159
Grand Total		14,471	4,786	3,286	69

Very Good:(90% or above of targets)

ASSAM, BIHAR, HIMACHAL PRADESH, JAMMU AND KASHMIR, MIZORAM, NAGALAND, TRIPURA

Good:(Between 80% to 90% targets)

MADHYA PRADESH

Poor:(Below 80% of targets)

ARUNACHAL PRADESH, CHHATISGARH, JHARKHAND, MANIPUR, MEGHALAYA, ORISSA, RAJASTHAN

* Figures taken from MIS of RGGVY (M/o Power)

Previous month's figure repeated due to wide variation

Energising Pump sets

Pumps sets energized

% Achievement of Target
During April-September, 2011

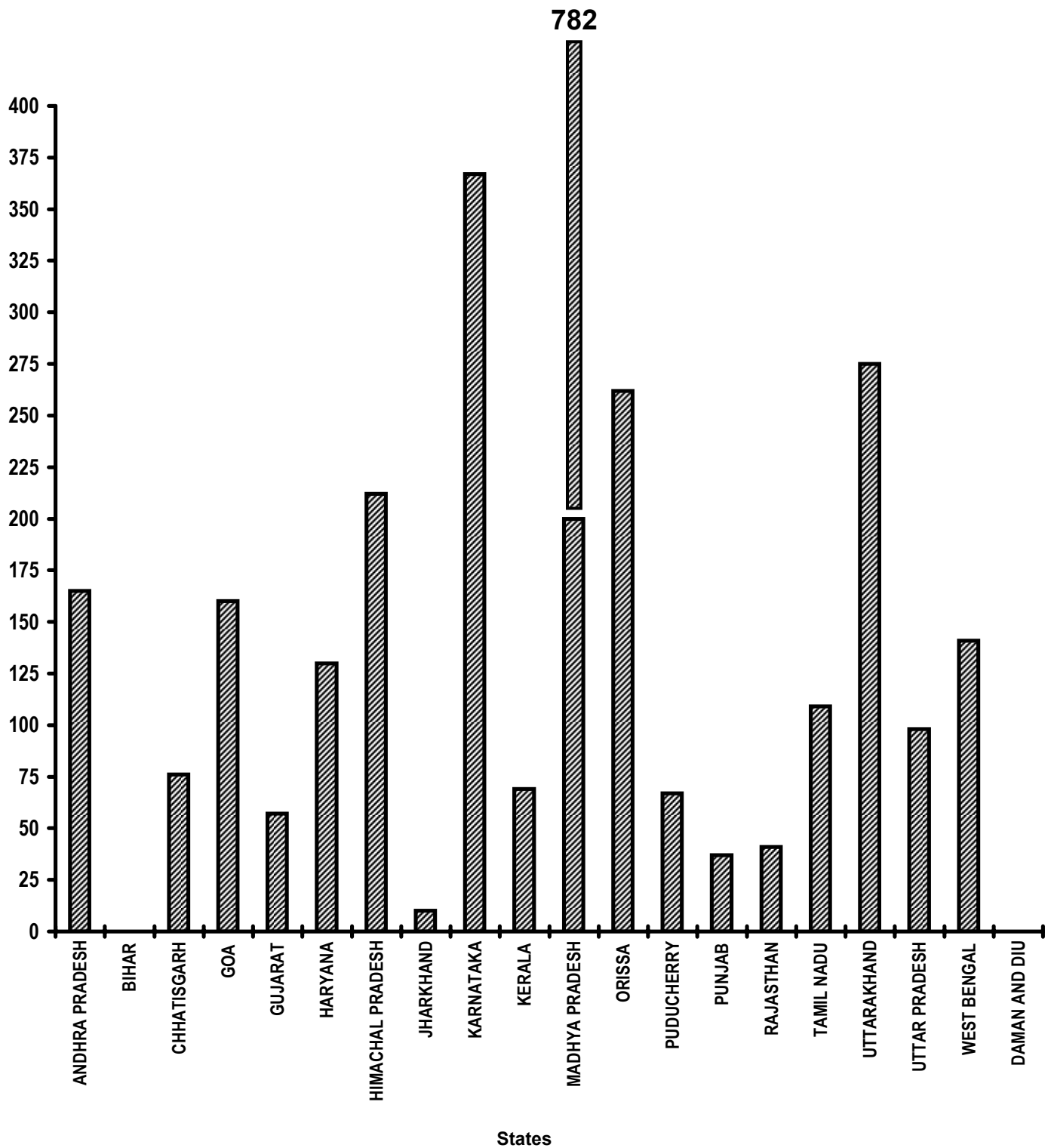


Table - 19

Energising pump sets
Pumps sets energized
(Unit: Number)

Sl. No.	State/UT Name	Target		Achievement	Percent
		2011-2012	April,2011-September,2011	April,2011-September,2011	Achievement April,2011-September,2011
(1)	(2)	(3)	(4)	(5)	(5)/(4)
1	ANDHRA PRADESH	50,000	25,000	41,304	165
2	BIHAR	2,764	1,382	0	0
3	CHHATISGARH	20,000	10,000	7,626	76
4	GOA	100	50	80	160
5	GUJARAT	25,000	12,500	7,081	57
6	HARYANA	19,000	9,500	12,339	130
7	HIMACHAL PRADESH *	760	378	803	212
8	JHARKHAND	22,000	11,000	1,050	10
9	KARNATAKA *	25,400	12,700	46,597	367
10	KERALA	12,000	6,000	4,169	69
11	MADHYA PRADESH	17,237	8,618	67,403	782
12	ORISSA	1,190	594	1,559	262
13	PUDUCHERRY	25	12	8	67
14	PUNJAB *	60,000	30,000	11,184	37
15	RAJASTHAN	45,000	22,500	9,196	41
16	TAMIL NADU	15,000	7,500	8,148	109
17	UTTARAKHAND *	350	174	479	275
18	UTTAR PRADESH	22,058	11,028	10,795	98
19	WEST BENGAL *	422	210	296	141
20	DAMAN AND DIU	25	12	0	0
Grand Total		3,38,331	1,69,158	2,30,117	136

Very Good:(90% or above of targets)

ANDHRA PRADESH, GOA, HARYANA, HIMACHAL PRADESH, KARNATAKA, MADHYA PRADESH, ORISSA, TAMIL NADU, UTTARAKHAND, UTTAR PRADESH, WEST BENGAL

Poor:(Below 80% of targets)

BIHAR, CHHATISGARH, GUJARAT, JHARKHAND, KERALA, PUDUCHERRY, PUNJAB, RAJASTHAN, DAMAN AND DIU

* Previous figures 2010-11 repeated due to non-availability of fresh targets from concerned nodal Ministry.

Supply of Electricity

Electricity supplied

% Achievement of Target

During April-September, 2011

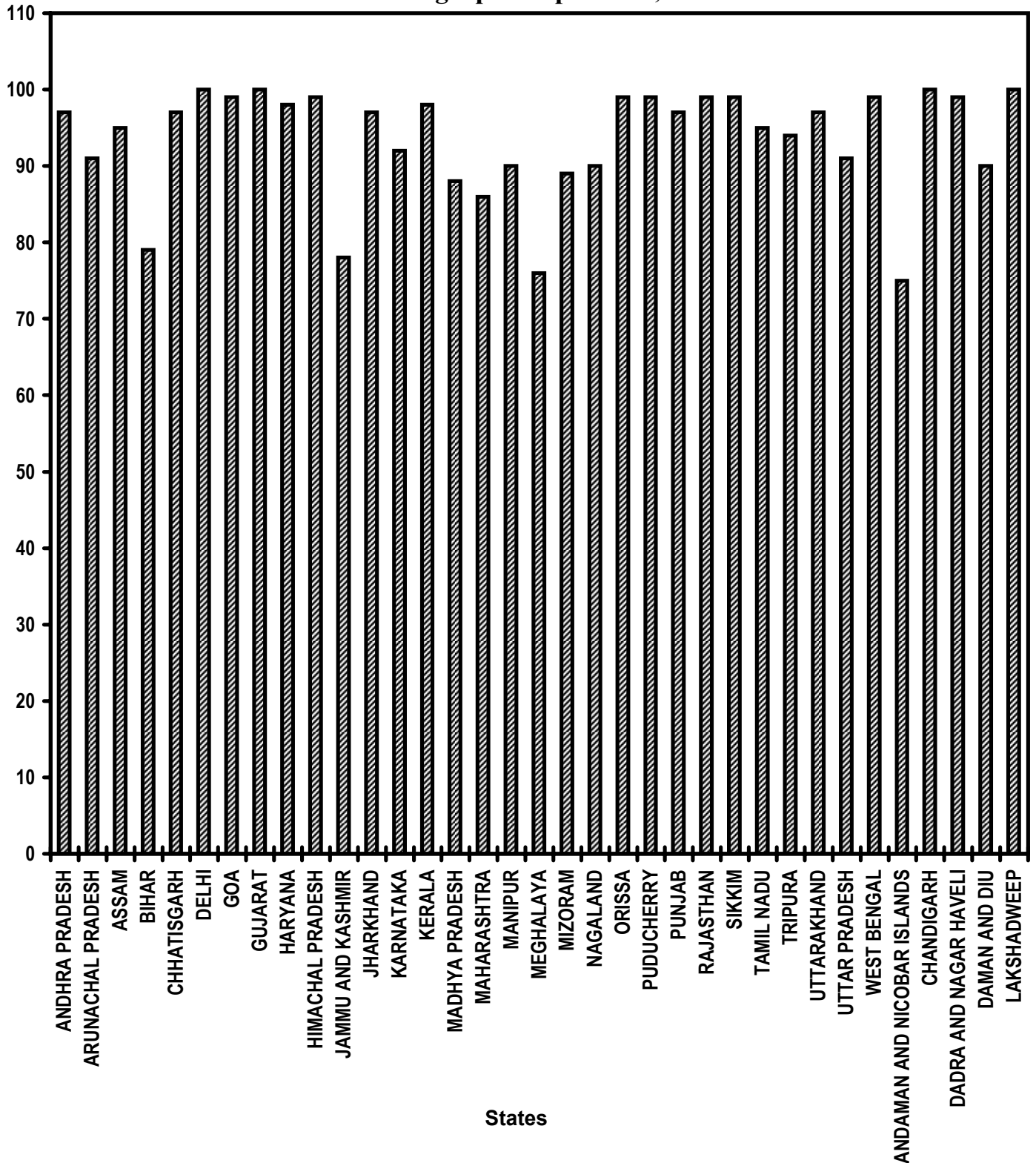


Table - 20

Supply of Electricity

Sl. No.	State/UT Name	Electricity demanded (Million Units) April,2011- September,2011	Electricity supplied (Million Units) April,2011- September,2011	Shortage observed (Million Units) April,2011- September,2011	Percentage of Electricity Supplied
(1)	(2)	(3)	(4)	(5)	(6)
1	ANDHRA PRADESH	43,177	41,878	1,299	97
2	ARUNACHAL PRADESH	289	263	26	91
3	ASSAM	3,195	3,022	173	95
4	BIHAR	6,790	5,380	1,410	79
5	CHHATISGARH	7,192	6,979	213	97
6	DELHI	15,669	15,651	18	100
7	GOA	1,548	1,536	12	99
8	GUJARAT	35,903	35,800	103	100
9	HARYANA	19,399	18,975	424	98
10	HIMACHAL PRADESH	4,008	3,983	25	99
11	JAMMU AND KASHMIR	6,448	5,037	1,411	78
12	JHARKHAND	2,985	2,898	87	97
13	KARNATAKA	27,693	25,463	2,230	92
14	KERALA	9,519	9,359	160	98
15	MADHYA PRADESH	20,124	17,744	2,380	88
16	MAHARASHTRA	65,901	56,411	9,490	86
17	MANIPUR	275	248	27	90
18	MEGHALAYA	978	745	233	76
19	MIZORAM	193	171	22	89
20	NAGALAND	305	275	30	90
21	ORISSA	11,587	11,518	69	99
22	PUDUCHERRY	1,153	1,141	12	99
23	PUNJAB	26,842	26,141	701	97
24	RAJASTHAN	22,758	22,471	287	99
25	SIKKIM	173	171	2	99
26	TAMIL NADU	43,263	40,886	2,377	95
27	TRIPURA	485	457	28	94
28	UTTARAKHAND	5,238	5,098	140	97
29	UTTAR PRADESH	40,264	36,661	3,603	91
30	WEST BENGAL	20,218	20,071	147	99
31	ANDAMAN AND NICOBAR ISLANDS	120	90	30	75
32	CHANDIGARH	913	913	0	100
33	DADRA AND NAGAR HAVELI	2,255	2,242	13	99
34	DAMAN AND DIU	1,127	1,014	113	90
35	LAKSHADWEEP	19	19	0	100
Grand Total		4,48,006	4,20,711	27,295	94

Very Good:(90% or above of targets)

ANDHRA PRADESH, ARUNACHAL PRADESH, ASSAM, CHHATISGARH, DELHI, GOA, GUJARAT, HARYANA, HIMACHAL PRADESH, JHARKHAND, KARNATAKA, KERALA, MANIPUR, NAGALAND, ORISSA, PUDUCHERRY, PUNJAB, RAJASTHAN, SIKKIM, TAMIL NADU, TRIPURA, UTTARAKHAND, UTTAR PRADESH, WEST BENGAL, CHANDIGARH, DADRA AND NAGAR HAVELI, DAMAN AND DIU, LAKSHADWEEP

Good:(Between 80% to 90% targets)

MADHYA PRADESH, MAHARASHTRA, MIZORAM

Poor:(Below 80% of targets)

BIHAR, JAMMU AND KASHMIR, MEGHALAYA, ANDAMAN AND NICOBAR ISLANDS

LIST OF ITEMS COVERED UNDER (TPP) - 2006

Point No.	Item No.	Name of the Points/Items
I.		Garibi Hatao [Poverty Eradication]
		Rural Areas
	1.	Employment generation under the <i>Mahatma Gandhi National Rural Employment Guarantee Act (MGNREGA)</i>
	2.	Swaranjayanti Gram Swarajgar Yojana (SGSY)
	3.	Rural Business Hubs in Partnership with Panchayats
	4.	Self help Groups
		Urban Areas
	5.	Swaranjayanti Shehari Rojgar Yojana
II.		Jan Shakti (Power to People)
	6.	Local Self Government (Panchayati Raj and Urban Local Bodies) <ul style="list-style-type: none"> - Activity Mapping for devolution of functions - Budget Flow of Funds - Assignment of Functionaries
	7.	Quick and Inexpensive Justice – Gram Nyayalayas and Nyaya Panchayats.
	8.	District Planning Committees.
III.		Kisan Mitra [Support to Farmers]
	9.	Water shed development
	10.	Marketing and infrastructural support to farmers
	11.	Irrigation facilities (including minor and micro irrigation) for agriculture
	12.	Credit to farmers
	13.	Distribution of waste land to the landless
IV.		Shramik Kalyan [Labour Welfare]
	14.	Social Security for Agricultural and Unorganised Labour
	15.	Minimum Wages Enforcement (including Farm Labour)
	16.	Prevention of Child Labour
	17.	Welfare of Women Labour
V.		Khadya Suraksha [Food Security]
	18.	<i>Food Security:</i> <ul style="list-style-type: none"> (i) Targeted Public Distribution system, (ii) Antyodaya Anna Yojana, (iii) Establishing Grain banks in chronically food scarcity areas
VI.		Subke Liye Aawas [Housing for All]
	19	Rural Housing - Indira Awaas Yojana
	20.	EWS/LIG Houses in Urban Areas

Contd.....

Point No.	Item No.	Name of the Points/Items
VII.		Shudh Peya Jal [Clean Drinking Water]
	21.	Rural Areas. - National Rural Drinking Water Programme-(<i>NRDWP</i>)
	22.	Urban Areas: - Accelerated Urban Water Supply Programme
VIII.		Jan Jan Ka Swasthya [Health for All]
	23.	Control and prevention of major diseases: (a) HIV/AIDS (b) TB (c) Malaria (d) Leprosy (e) Blindness
	24.	National Rural Health Mission
	25.	Immunisation of Children
	26.	Sanitation Programme in - Rural Areas - Urban areas
	27.	Institutional Delivery
	28.	Prevention of Female Foeticide
	29.	Supplementary nutrition for Mothers and Children
	30.	Two Child norms
IX.		Sabke Liye Shiksha [Education for All]
	31.	Sarv Shiksha Abhiyan - Compulsory Elementary Education
	32.	Mid Day Meal Scheme
X.		Anusuchit Jaati, Jan Jaati, Alp-sankhyak evam Anya Pichhra Varg Kalyan [Welfare of Scheduled Castes, Scheduled Tribes, Minorities and OBCs]
	33.	SC Families Assisted
	34.	Rehabilitation of Scavengers
	35.	ST Families Assisted
	36.	Rights of Forest dwellers – Owners of minor forest produce
	37.	Particularly Vulnerable Tribal Groups (PTGs)
	38.	No alienation of Tribal lands
	39.	Implementation of Panchayats (Extension to Scheduled Areas) Act [PESA]
	40.	Welfare of Minorities
	41.	Professional education among all minority communities
	42.	Reservation of OBCs in - Education - Employment
XI.		Mahila Kalyan [Women Welfare]
	43.	Financial Assistance for Women Welfare
	44.	Improved participation of women in (a) Panchayats (b) Municipalities (c) State Legislatures (d) Parliament

Contd.....

Point No.	Item No.	Name of the Points/Items
XII.		Bal Kalyan (Child Welfare)
	45.	Universalisation of ICDS Scheme
	46.	Functional Anganwadis
XIII.		Yuva Vikas [Youth Development]
	47.	Sports for all in Rural and Urban areas
	48.	Rashtriya Sadbhavana Yojana
	49.	National Service Scheme (NSS)
XIV.		Basti Sudhar [Improvement of Slums]
	50.	Number of Urban poor families assisted under seven point charter viz. land tenure, housing at affordable cost, water, sanitation, health, education, and social security.
XV.		Paryavaran Sanrakshan evam Van Vridhi [Environment Protection and Afforestation]
	51.	Afforestation (a) Area Covered under Plantation on - Public and Forest Lands (b) Number of Seedlings planted on -Public and Forest Lands
	52.	Prevention of pollution of Rivers and water bodies
	53.	Solid and liquid waste management in - Rural Areas - Urban Areas
XVI.		Samajik Suraksha [Social Security]
	54.	Rehabilitation of handicapped and orphans.
	55.	Welfare of the aged
XVII.		Grameen Sadak [Rural Roads]
	56.	Rural Roads - PMGSY
XVIII.		Grameen Oorja [Energization of Rural Area]
	57.	Bio-diesel Production
	58.	Rajiv Gandhi Grameen Vidyutikaran Yojana
	59.	Renewable Energy
	60.	Energising Pump sets
	61.	Supply of Electricity
	62.	Supply of Kerosene and LPG
XIX.		Pichhara Kshetra Vikas [Development of Backward Areas]
	63.	Backward Regions Grants Fund (BRGF)
XX.		e- Shasan [IT enabled e-Governance]
	64.	Central and State Governments
	65.	Panchayats and Municipalities

ABBREVIATIONS USED

AAY	Antyodaya Anna Yojana
ARWSP	Accelerated Rural Water Supply Programme
DDRS	Deen Dayal Rehabilitation Scheme
EWS	Economically Weaker Section
IAY	Indira Awaas Yojana
ICDS	Integrated Child Development Scheme
LIG	Low Income Group
MWE	Minimum Wages Enforcement
NC	Not Covered
NREGS	National Rural Employment Guarantee Scheme
PC	Partially Covered
PMGSY	Prime Minister Grameen Sadak Yojana
SC	Scheduled Caste
RGGVY	Rajiv Gandhi Grameen Vidyutikaran Yojana
SGRY	Sampoorna Grameen Rojgar yojana
SGSY	Swaranjayanati Gram Swarojgar Yojana
SHG	Self Help Groups
ST	Scheduled Tribe
TPDS	Targeted Public Distribution system