

TWENTY POINT PROGRAMME-2006
PROGRESS REPORT
FOR
APRIL - AUGUST 2013



GOVERNMENT OF INDIA
MINISTRY OF STATISTICS AND PROGRAMME IMPLEMENTATION
SARDAR PATEL BHAWAN, SANSAD MARG,
NEW DELHI-110 001

Website: www.mospi.gov.in

CONTENTS

	Page No.
I. Introduction	i
II. List of Twenty Points	ii
III. List of Monthly Monitored Items	iii
IV. Status of receipt of targets for Monthly Monitored items	iv
V. List of items /parameters identified for appraisal	vii
VI. List of items under TPP-2006 yet to be operationalised	viii

PART-I

Overall Performance Analysis

VII. Progress Report	1
VIII. Highlights of Performance	2
Table - A: All India Performance	6
Table - B : State-wise Performance	7
Table - C : State -wise and Item-wise Performance	12

PART- II

Performance Tables

Table No.	Description of Item	
1	Employment Generation - <i>MGNREG</i> Scheme	22
2(A)	Swaranjayanti Gram Swarojgar Yojana (SGSY)	23
2(B)	SC, ST, Women and Disabled Swarozgaries assisted under SGSY	25
3(A)	SHG formed under SGSY	26
3(B)	SHG to whom income generating activities provided	27
4(A)	Distribution of Waste Land to the Landless	29
4(B)	Waste Land distributed to SC, ST and others	30
5(A)	Minimum Wages Enforcement (including Farm Labour)	31
	(i) Inspections made (ii) Irregularities detected	
	(iii) Irregularities rectified	
5(B)	Minimum Wages Enforcement (including Farm Labour)	32
	(i) Claims Filed (ii) Claims Settled	
5(C)	Minimum Wages Enforcement (including Farm Labour)	33
	(i) Prosecution cases pending (ii) Prosecution cases filed	
	(iii) Prosecution cases decided	
6(A)	<i>Food Security</i> : Targeted Public Distribution System (TPDS) for AAY, APL & BPL,	34
6(B)	<i>Food Security</i> : TPDS for Antyodaya Anna Yojana (AAY) only	36
6(C)	<i>Food Security</i> : TPDS for Below Poverty Line (BPL) only	38
7	Rural Housing : Indira Awaas Yojana (IAY)	40

Contd...

Table No.	Description of Item	Page No.
8	EWS/LIG Houses in Urban Areas	42
9	<i>National Rural Drinking Water Programme (NRDWP)</i>	
9(A)	Coverage of Habitations (Partially Covered & Slipped back)	44
9(B)	Coverage of Water Quality Affected Habitations	46
10	Sanitation Programme in Rural Areas	48
11	Institutional Delivery	49
12(A)	SC Families assisted under SCA to SCSP & NSFDC	50
12(B)	SC Students assisted under Post-Matric Scholarship	52
13	Universalization of ICDS Scheme	53
14	Functional Anganwadis	55
15	Number of Urban Poor Families assisted under Seven Point Charter	57
16(A)	Afforestation- Area Covered under Plantation (Public and Forest Lands)	59
16(B)	<i>Afforestation:</i> Seedlings Planted (Public and Forest Lands)	61
17	Rural Roads Constructed under (PMGSY)	63
18	Village electrified under Rajiv Gandhi Grameen Vidyutikaran Yojana (RGGVY)	65
19	Energising Pump sets	67
20	Supply of Electricity	69
 Annexures		
	Annexure – I : List of 65 items to be monitored under TPP-2006	71-73
	Annexure – II : Abbreviations used	74

Twenty Point Programme – 2006

An Introduction

The Twenty Point Programme (TPP) was launched by the Government of India in the year 1975 and was restructured in 1982, 1986 and again in 2006. The restructured programme, known as Twenty Point Programme (TPP) – 2006, became operational with effect from 1st April 2007. The programme is meant to give a thrust to schemes relating to poverty alleviation, employment generation in rural areas, housing, education, family welfare & health, protection of environment and many other schemes having a bearing on the quality of life, especially in the rural areas.

2. The programmes and schemes under the TPP-2006 are in line with the priorities contained in the Millennium Development Goals (MDGs) of the United Nations and SAARC Social Charter. The original nomenclature, namely the Twenty Point Programme, which has been in existence for more than three decades and carries the stamp of familiarity among the people and administrative agencies, has been retained.

3. Twenty Point Programme (TPP) – 2006 originally consisted of 20 Points (**Appendix-1**) and 66 items being monitored individually by Central Nodal Ministries concerned. Up to 2007-08, out of 66 items, 22 items were monitored on monthly basis. From 1st April 2008 *Sampoorna Grameen Rojgar Yojana* (SGRY) has been merged with another item namely *National Rural Employment Guarantee Act* which has now been renamed as *Mahatma Gandhi National Rural Employment Guarantee Act* from 31st December 2009. Therefore, SGRY has been dropped from the list of 66 items and only 65 items are now monitored under TPP-2006 (since 2008-09). The list of 65 items is enclosed at **Annexure-I**.

4. Out of 65 items, 20 items are being monitored on monthly basis during the period 2013-14 against the targets fixed at the beginning of financial year by the Central Nodal Ministries and State Governments (information in respect of 16 items is being collected from various States/ UTs and for remaining 4 items from the concerned Central Nodal Ministries) (**Appendix-2&3**). The remaining items under TPP-2006 are being monitored on annual basis as the information in respect of these items is made available by the concerned Central Nodal Ministries only on annual basis. These 65 items consist of 162 identified parameters. However, for the purpose of monthly performance, 20 identified parameters have been taken (**Appendix-4**).

5. Some of the schemes/programmes are yet to be operationalised by the Central Nodal Ministries concerned. These items will be monitored only after the schemes come into existence and their frequency of monitoring will also be decided later. The details of such items are available at **Appendix-5**.

6. The monitoring mechanism for TPP-2006 has been widened by including Block level monitoring in addition to District, State and Central level monitoring. Most of the States/Union Territories have constituted Block, District and State level monitoring committees. At the Centre, the progress of individual items is monitored and reviewed by the Departments/Ministries concerned. The Ministry of Statistics & Programme Implementation (MOSPI) monitors the programme/ schemes covered under TPP-2006 on the basis of performance reports received from State Governments and Central Nodal Ministries.

Twenty Point Programme – 2006

List of Twenty Points

1. Garibi Hatao [Poverty Eradication]
2. Jan Shakti [Power to People]
3. Kisan Mitra [Support to Farmers]
4. Shramik Kalyan [Labour Welfare]
5. Khadya Suraksha [Food Security]
6. Subke Liye Aawas [Housing for All]
7. Shudh Peya Jal [Clean Drinking Water]
8. Jan Jan Ka Swasthya [Health for All]
9. Sabke Liye Shiksha [Education for All]
10. Anusuchit Jaati, Jan Jaati, Alp-sankhyak evam Anya Pichhra
Varg Kalyan [Welfare of Scheduled Castes, Scheduled Tribes,
Minorities and OBCs]
11. Mahila Kalyan [Women Welfare]
12. Bal Kalyan [Child Welfare]
13. Yuva Vikas [Youth Development]
14. Basti Sudhar [Improvement of Slums]
15. Paryavaran Sanrakshan evam Van Vridhi
[Environment Protection and Afforestation]
16. Samajik Suraksha [Social Security]
17. Grameen Sadak [Rural Roads]
18. Grameen Oorja [Energization of Rural Area]
19. Pichhara Kshetra Vikas [Development of Backward Areas]
20. e- Shasan [IT enabled e-Governance]

Twenty Point Programme – 2006

Monthly Monitored Items

1. Employment Generation under *Mahatma Gandhi National Rural Employment Guarantee Scheme (MGNREGA)*
2. Swaranjayanti Gram Swarojgar Yojana (SGSY)
3. ***Self help Groups:***
 - (i) Self help Groups formed under SGSY
 - (ii) SHGs to whom income generating activities provided under SGSY
4. Distribution of Waste land to landless
5. Minimum Wages Enforcement (including Farm Labour)
6. ***Food Security:***
 - (i) Targeted Public Distribution System (TPDS) for AAY, APL& BPL,
 - (ii) *TPDS* for Antyodaya Anna Yojana (AAY) only
 - (iii) *TPDS* for Below Poverty Line (BPL) only
7. Rural Housing for Indira Awaas Yojana (IAY)
8. EWS/LIG Houses in Urban Areas
9. ***Rural Areas-*** National Rural Drinking Water Programme- (NRDWP)
 - (i) Coverage of Habitations (Partially Covered & Slipped back)- (*NRDWP*)
 - (ii) Coverage of water quality affected habitations – (*NRDWP*)
10. Sanitation Programme in Rural Areas
11. Institutional Delivery
12. SC Families assisted
13. Universalisation of ICDS Scheme
14. Functional Anganwadis
15. Number of Urban Poor Families assisted under Seven Point Charter viz. land tenure, housing at affordable cost, water, sanitation, health, education, and social security.
16. ***Afforestation:***
 - (a) Area covered under Plantation on - Public and Forest Lands
 - (b) Number of Seedlings planted on -Public and Forest Lands
17. Rural Roads constructed under Prime Minister Grameen Sadak Yojana (PMGSY)
18. Village electrified under Rajiv Gandhi Grameen Vidyutikaran Yojana (RGGVY)
19. Energising Pump sets
20. Supply of Electricity

STATUS OF RECEIPT OF TARGETS FOR MONTHLY MONITORED ITEMS UNDER TPP-2006

Item No.	Name of the item	Paramete	Parameters/ indicators	Whether State-wise targets fixed by the concerned Administrative Ministries	Whether targets have been received	Nodal Ministry
1	Employment Generation under Mahatma Gandhi National Rural Employment Guarantee Scheme	-	(i) No. of job card issued (ii) Employment generated (iii) Wages given	Targets not fixed * by Administrative Ministry	-	Ministry of Rural Development
2	Swaranjayanti Gram Swarojgar Yojana (SGSY)	1	Individual Swarozgaries Assisted (i) Total (ii) SC (iii) ST (iv) Women (v) Disabled person	Targets not received from Administrative Ministry. Previous year targets have been adopted	No	-do-
3	Self Help Groups	2	SHGs under SGSY - SHG formed - SHG to whom income generating activities provided	Targets not fixed * by Administrative Ministry Targets not received from Administrative Ministry. Previous year targets have been adopted	- No	-do- -do-
4	Distribution of Waste land to the landless	-	Waste Land distributed (i) Total (ii) SC (iii)ST (iv) Others	Targets not fixed * by Administrative Ministry	-	-do-
5	Minimum Wages Enforcement (including Farm Labour)	-	(a)Agriculture and Farm workers (i) Inspections made (ii) Irregularities detected (iii) Irregularities rectified (iv) Claims filed (v) claims settled (vi) Prosecution cases pending (vii) Prosecution cases filed (viii) Prosecution cases decided (b) others	Targets not fixed * by Administrative Ministry	-	Ministry of Labour & Employment

Item No.	Name of the item	Parameter	Parameters/ indicators	Whether State-wise targets fixed by the concerned Administrative Ministries	Whether targets have been received	Nodal Ministry
6	Food Security: (i) Targeted Public Distribution System (AAY+APL+BPL) (ii) Antyodaya Anna Yojana (AAY) (iii) Below Poverty Line (BPL)	3	Allocation of Food Grains to States/UTs	Targets fixed & received from Administrative Ministry	Yes	Ministry of Consumer Affairs, Food & Public Distribution -do- -do-
		4	Allocation of Food Grains to States/UTs	-do-	Yes	
		5	Allocation of Food Grains to States/UTs	-do-	Yes	
7	Rural Housing - Indira Awaas Yojana (IAY)	6	Houses constructed	Targets fixed & received from Administrative Ministry	Yes	Ministry of Rural Development
8	EWS/LIG Houses in Urban Areas	7	Houses constructed	Targets not received from Administrative Ministry. Previous year targets have been adopted	No	M/o Housing and Urban Poverty Alleviation
9	Rural Areas - National Rural Drinking Water Programme -(NRDWP)	8	(i) Coverage of Habitations (Partially Covered & Slipped back)- (NRDWP)	Targets fixed & received from Administrative Ministry	Yes	Ministry of Drinking Water and Sanitation -do-
		9	(ii) Coverage of water quality affected habitations – (NRDWP)	-do-	Yes	
10.	Sanitation Programme in Rural Areas	-	Individual Household latrines constructed	Targets not fixed * by Administrative Ministry	-	Ministry of Drinking Water and Sanitation
11.	Institutional Delivery	-	Delivery in Institutions	Targets not fixed * by Administrative Ministry	-	Ministry of Health & Family Welfare
12.	SC Families Assisted	10	(i) SC Families assisted under SCA to SCSP & NSFDC	Targets fixed & received from Administrative Ministry	Yes	M/o Social Justice and Empowerment
			(ii) SC Students assisted under Post Matric Scholarship	-do-		
13.	Universalisation of ICDS Scheme	11	ICDS Blocks Operational (Cumulative)	Targets fixed & received from Administrative Ministry	Yes	Ministry of Women and Child Development

Item No.	Name of the item	Parameter	Parameters/ indicators	Whether State-wise targets fixed by the concerned Administrative Ministries	Whether targets have been received	Nodal Ministry
14.	Functional Anganwadis	12	Anganwadis Functional (cumulative)	Targets fixed & received from Administrative Ministry	Yes	Ministry of Women and Child Development
15.	Number of Urban poor families assisted under seven point charter viz. land tenure, housing at affordable cost, water, sanitation, health, education, and social security.	13	Poor Families assisted	Targets not received from Administrative Ministry. Previous year targets have been adopted	No	M/o Housing and Urban Poverty Alleviation
16	Afforestation: (a) Area Covered under Plantation on - Public and Forest Lands (b) Number of Seedlings planted on -Public and Forest Lands	14	(a) Area Covered under Plantation on - Public and Forest Lands	Targets fixed & received from Administrative Ministry	Yes	Ministry of Environment and Forest
		15	(b)Number of Seedlings	Targets fixed & received from Administrative Ministry	Yes	do
17.	Rural Roads – PMGSY	16	Length of Road constructed	Targets fixed & received from Administrative Ministry	Yes	Ministry of Rural Development
18.	Rajiv Gandhi Grameen Vidyutikaran Yojana (RGGVY)	17	Villages electrified	Targets fixed & received from Administrative Ministry	Yes	Ministry of Power
19.	Energising Pump sets	18	Pumpsets Energised	Targets not received from Administrative Ministry. Previous year targets have been adopted	No	-do-
20	Supply of Electricity	19	Electricity demanded	Targets fixed & received from Administrative Ministry	Yes	-do-

** The items where Administrative Ministries have not fixed State-wise targets are not monitored for performance analysis. These items are normally demand driven and are accordingly monitored for actual achievements only.*

Reminders were sent to the Administrative Ministry to provide targets for 2013-14.

Twenty Point Programme – 2006

Items/Parameters identified for appraisal

For the purpose of monthly appraisal, the performance of States under TPP-2006 is evaluated on the following 20 Parameters, contained in 15 Items and as per State/UT wise targets fixed by the Central Administrative Ministries.

Items	Para- meters	Description of Item
1	1	Total no. of Individual Swarozgaries assisted under SGSY
2	2	SHGs to whom income generating activities provided under SGSY
3	-	Food Security:
	3	(i) Targeted Public Distribution System (TPDS) for AAY, APL & BPL,
	4	(ii) TPDS for Antyodaya Anna Yojana (AAY) only
	5	(iii) TPDS for Below Poverty Line (BPL) only
4	6	Rural Housing under Indira Awaas Yojana (IAY)
5	7	EWS/LIG Houses in Urban Areas
6	-	Rural Areas: National Rural Drinking Water Programme -(NRDWP)
	8	(i) Coverage of Habitations (Partially Covered & Slipped back)- (NRDWP)
	9	(ii) Coverage of Water Quality Affected Habitations – (NRDWP)
7	-	SC Families assisted
	10	(i) SC families assisted under SCA to SCSP & NSFDC
	11	(ii) SC students assisted under post matric scholarship
8	12	Universalisation of ICDS Scheme
9	13	Functional Anganwadis
10.	14	Number of urban poor families assisted under Seven Point Charter viz. land tenure, housing at affordable cost, water, sanitation, health, education, and social security.
11	-	Afforestation:
	15	(i) Area covered under Plantation on- Public and Forest Lands
	16	(ii) Number of Seedlings planted on- Public and Forest Lands
12	17	Rural Roads constructed under Prime Minister Grameen Sadak Yojana (PMGSY)
13	18	Village electrified under Rajiv Gandhi Grameen Vidyutikaran Yojana (RGGVY)
14	19	Energising Pump sets and
15	20	Supply of Electricity

List of items where the concerned schemes are yet to be operationalised

(i) ***Quick and inexpensive justice–Gram Nyayalayas and Nyaya Panchayats¹***: Ministry of Panchayati Raj is consulting Central Ministries and States/UT Governments regarding draft bill on Nyaya Panchayats.

(ii) ***Sports for all in Rural and Urban Areas²***: The scheme titled “Nagar Palika Yuva Krida Aur Khel Abhiyan” for the development of sports infrastructure in urban areas is yet to be approved.

1. when operationalise it will be monitored under Point No. 2 *Jan Shakti (Power to People)* (Item 6)
2. when operationalise it will be monitored under Point No 13 *Yuva Vikas (Youth Development)* (Item 47)

PART - I

TWENTY POINT PROGRAMME - 2006

OVERALL PERFORMANCE ANALYSIS

Twenty Point Programme-2006

Progress Report* – (April - August 2013)

This monthly progress report of Twenty Point Programme-2006 consists of two parts: **Part-I** contains an analysis of the overall performance, whereas **Part-II** deals with item-wise performance.

2. The report is compiled on the basis of data received from the Central Nodal Ministries and State Governments/UT Administrations. The data is received either through web enabled software developed by National Informatics Centre (NIC) Cell in this Ministry or through fax/e-mail/post. The processing of data has been done in association with NIC Cell.
3. The analysis for the period **April-August 2013** shows that the performance under **sixteen items** has been **‘Very Good’** (90% or above the targets). These items are:
 - (i) Individual Swarozgaries assisted under SGSY
 - (ii) Seedlings planted (Public and Forest Lands)
 - (iii) SC Families assisted under SCA to SCSP & NSFDC
 - (iv) Area covered under Plantation (Public & Forest Lands)
 - (v) Pumpsets energized
 - (vi) SHGs provided Income Generating Activities under SGSY
 - (vii) Urban Poor Families assisted under Seven Point Charter
 - (viii) Road constructed under Prime minister Grameen Sadak Yojana (PMGSY)
 - (ix) Food Security: Targeted Public Distribution System only for BPL
 - (x) Food Security: Targeted Public Distribution System only for AAY
 - (xi) Houses constructed under Indira Aawas Yojana (IAY)
 - (xii) Anganwadis Functional (Cum.)
 - (xiii) ICDS Blocks operational (Cum.)
 - (xiv) Supply of Electricity
 - (xv) Food Security: Targeted Public Distribution System for (APL+ BPL+AAY) and
 - (xvi) Villages electrified under Rajiv Gandhi Grameen Vidyutikaran Yojana
4. There is no item in the category of **‘Good’** (80% to 90% of target).
5. The performance of **four items** has been **‘Poor’** (below 80% of target). These items are:
 - (i) Habitations Covered (partially & Slipped Back) – NRDWP
 - (ii) Houses constructed under EWS/LIG and
 - (iii) Coverage of water quality affected habitations – NRDWP
 - (iv) SC students assisted under post matric scholarship
6. Some of items under TPP-2006 namely *Mahatma Gandhi National Rural Employment Guarantee Scheme (MGNREGS)*, *Self help Groups formed under SGSY*, *Sanitation Programme in Rural Area* and *Institutional Delivery* are demand driven and no targets are assigned by concerned nodal Ministries whereas for items like *Distribution of Wasteland to the landless* and *Minimum Wages Enforcement (including Farm Labour)*, concerned administrative Ministries are not in position to provide State/UT-wise targets; as such all these items are being monitored on monthly basis without any targets. The item ‘SC families assisted’ has been bifurcated and w.e.f. August 2013 is monitored on two parameters. In items where quarterly/ annual targets have been provided by the Ministries concerned, monthly targets have been worked out on prorata basis.

* Based on monthly monitored 20 Parameters.

HIGHLIGHTS OF PERFORMANCE

Sl. No.	Item	Achievement for April-August 2013
1- Employment Generated under MGNREGS.		
	(i) No. of Job cards issued	10.89 lakh *
	(ii) Employment generated	84.17 crore mandays
	(iii) Wages given	Rs.11403.53 crore
2- Swaranjayanti Gram Swarozgar Yojana (SGSY)		
	No. of Individual Swarozgaries assisted	1,87,934
3- Self help Groups		
	(i) No. of SHG formed	71,262
	(ii) No. of SHG to whom income generating activities provided under SGSY	85,479
4- Distribution of waste land to the landless		
	Land distributed	37,302 hectare
5- Minimum Wages Enforcement (Including Farm Labour)		
	(i) No. of Inspections made	NR
	(ii) No. of Irregularities detected	NR
	(iii) No. of Irregularities rectified	NR
	(iv) No. of Claims filed	NR
	(v) No. of Claims settled	NR
	(vi) No. of Prosecution cases pending	NR
	(vii) No. of Prosecution cases filed	NR
	(viii) No. of Prosecution cases decided	NR
6- Food Security: (i) TPDS (ii) AAY (iii) BPL		
	(i) Food Security: Targeted Public Distribution System (TPDS)	190.92 lakh tonnes
	(ii) Food Security: Antyodaya Anna Yojana (AAY)	43.35 lakh tonnes
	(iii) Food Security: Below Poverty Line (BPL)	74.71 lakh tonnes
7- Rural Housing-Indira Awaas Yojana		
	No. of Houses constructed	5.85 lakh
8- EWS/LIG Houses in Urban Areas		
	No. of Houses constructed	34,626

Contd.....

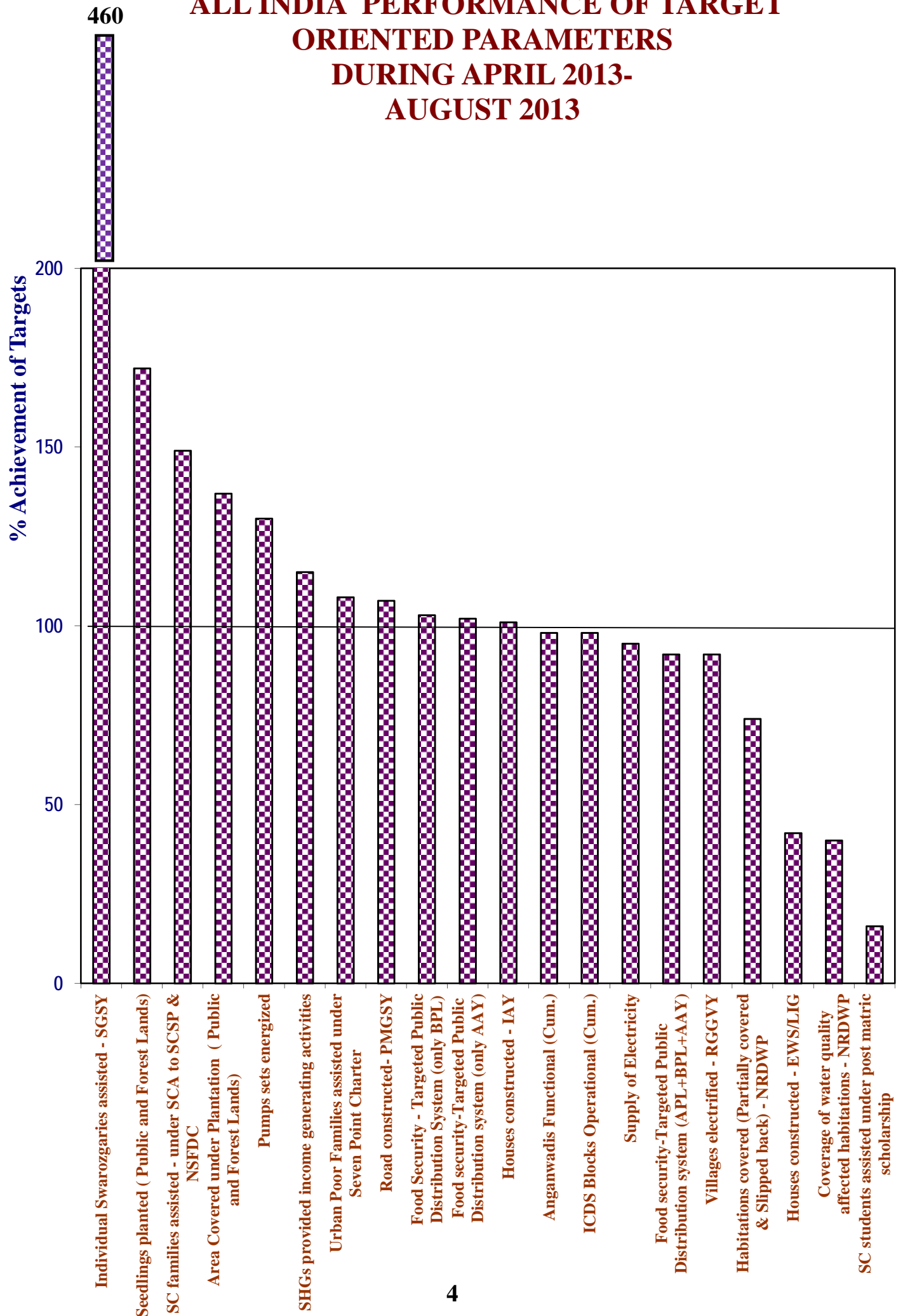
Sl. No.	Item	Achievement for April-August 2013
9- Rural Areas. - National Rural Drinking Water Programme-(NRDWP)		
	(i) Coverage of Habitations (Partially covered & Slipped back)- (NRDWP)	18,888
	(ii) Coverage of Water Quality Affected Habitations – (NRDWP)	2,211
10- Sanitation Programme in Rural Areas		
	No. of Individual household latrines constructed	13.12 lakh
11- Institutional Delivery		
	No. of Deliveries in Institutions	58.46 lakh
12- SC Families Assisted		
	(i) No. of SC Families assisted under SCA to SCSP & NSFDC	5.28 lakh
	(ii) No. of SC Students assisted under post matric scholarship	3.21 lakh
13- Universalisation of ICDS Schemes		
	No. of ICDS Blocks Operational (Cum.)	6,893
14- Functional Anganwadis		
	No. of Anganwadis Functional (Cum.)	13.20 lakh
15- Number of Urban poor families assisted under Seven Point Charter viz. land tenure, housing at affordable cost, water, sanitation, health, education, and social security.		
	No. of Poor Families assisted	1.35 lakh
16- Afforestation:		
	(i) Area covered under Plantation (Public and Forest Lands)	8,43,592 hectares
	(ii) No. of Seedlings planted (Public and Forest Lands)	68.88 crore
17- Rural Road- Prime Minister Grameen Sadak Yojana (PMGSY)		
	Length of Road constructed	8,337 Kms
18- Rajiv Gandhi Grameen Vidyutikaran Yojana (RGGVY)		
	No. of Villages electrified	873
19- Energized Pumps sets		
	No. of Pumps sets energized	1,91,483
20- Supply of Electricity		
	Electricity supplied	4.00 lakh Million Units(MU)

Note:- * Some of States are reporting cumulative performance since inception. These are now reconciled with the performance figures supplied by M/o Rural Development to set performance targets during April 2013- August 2013.

Progress report of two States and one Ministry i.e. Madhya Pradesh and Mizoram and M/o Labour & Empowerment respectively, was not received till due date for the period being reported.

NR: Not Reported

ALL INDIA PERFORMANCE OF TARGET ORIENTED PARAMETERS DURING APRIL 2013- AUGUST 2013



ACHIEVEMENT HIGHLIGHTS

PERFORMANCE DURING April to August 2013

The cumulative performance during April to August 2013 has been "Very Good" for 16 item(s), "Good" for 0 item(s), and "Poor" for 4 item(s).

A. "Very Good" Performance (90% or above of targets)

<u>S.No.</u>	<u>Items</u>	<u>% Achievement</u>
1	Individual Swarozgaries assisted - SGSY	460
2	Seedlings planted (Public and Forest Lands)	172
3	SC families assisted - under SCA to SCSP & NSFDC	149
4	Area Covered under Plantation (Public and Forest Lands)	137
5	Pumps sets energized	130
6	SHGs provided income generating activities	115
7	Urban Poor Families assisted under Seven Point Charter	108
8	Road constructed- PMGSY	107
9	Food Security - Targeted Public Distribution System (only BPL)	103
10	Food security-Targeted Public Distribution system (only AAY)	102
11	Houses constructed - IAY	101
12	Anganwadis Functional (Cum.)	98
13	ICDS Blocks Operational (Cum.)	98
14	Supply of Electricity	95
15	Food security-Targeted Public Distribution system (APL+BPL+AAY)	92
16	Villages electrified - RGGVY	92

B. "Good" Performance (80% to 90%)

C. Areas of concern-where the performance is below 80%

17	Habitations covered (Partially covered & Slipped back) - NRDWP	74
18	Houses constructed - EWS/LIG	42
19	Coverage of water quality affected habitations - NRDWP	40
20	SC students assisted under post matric scholarship	16

Table - A**Targets for 2013-2014 & April to August 2013 and achievements during the period April to August 2013****ALL INDIA PERFORMANCE**

Sl. No.	Item Description	Units	Targets		Achievements	% Achievements of Targets during April -August 2013
			2013-2014	April - August 2013	April - August 2013	
1	Individual Swarozgaries assisted - SGSY	Number	98,101	40,822	1,87,934	460
2	SHGs provided income generating activities	Number	1,78,937	74,512	85,479	115
3	Food Security:Targeted Public Distribution System(TPDS)	Tonnes	-	2,08,08,128	1,90,92,240	92
4	Food Security:Antodaya Anna Yojana(AAY)	Tonnes	-	42,57,038	43,35,572	102
5	Food Security:Targeted Public Distribution System (Only BPL)	Tonnes	-	72,75,523	74,71,190	103
6	Houses constructed - IAY	Number	24,80,715	5,81,750	5,85,108	101
7	Houses constructed - EWS/LIG	Number	2,00,000	83,315	34,626	42
8	Habitations covered (Partially covered & Slipped back) - NRDWP	Number	1,16,493	25,625	18,888	74
9	Coverage of water quality affected habitations - NRDWP	Number	25,316	5,574	2,211	40
10	SC families assisted - under SCA to SCSP & NSFDC	Number	9,63,006	3,53,109	5,27,660	149
11	SC families assisted - SC students assisted under post matric scholarship	Number	55,00,531	20,16,861	3,21,235	16
12	ICDS Blocks Operational (Cum.)	Number	7,045	7,045	6,893	98
13	Anganwadis Functional (Cum.)	Number	13,52,078	13,52,078	13,20,735	98
14	Urban Poor Families assisted under Seven Point Charter	Number	3,00,000	1,24,975	1,34,643	108
15	Area Covered under Plantation (Public and Forest Lands)	Hectares	14,82,375	6,17,606	8,43,592	137
16	Seedlings planted (Public and Forest Lands)	Number	96,34,98,000	40,14,57,446	68,88,68,826	172
17	Road constructed- PMGSY	Kilometer	26,950	7,765	8,337	107
18	Villages electrified - RGGVY	Number	3,300	950	873	92
19	Pumps sets energized	Number	3,56,238	1,47,169	1,91,483	130
20	Electricity supplied	Million Units	-	4,21,922	4,00,332	95

Table - B**STATE-WISE PERFORMANCE DURING April to August 2013 (PERCENT ACHIEVEMENT)**

S.No.	Description	ALL INDIA	AP	ARP	AS	BI	CHHA.	DELHI	GOA
1	Individual Swarozgaries assisted - SGSY	460	899	0	0	2,828	0	NA	64
2	SHGs provided income generating activities	115	1,962	0	0	0	14	NA	96
3	Food security-Targeted Public Distribution system (APL+BPL+AAY)	92	71	101	99	109	96	94	115
4	Food security-Targeted Public Distribution system (only AAY)	102	82	107	100	115	100	66	120
5	Food Security - Targeted Public Distribution System (Only BPL)	103	80	105	100	117	100	91	118
6	Houses constructed - IAY	101	52	0	64	187	49	NA	223
7	Houses constructed - EWS/LIG	42	150	108	0	8	151	74	43
8	Habitations covered (Partially covered & Slipped back) - NRDWP	74	54	17	37	30	67	NA	NA
9	Coverage of water quality affected habitations - NRDWP	40	16	NA	40	30	19	NA	NA
10	SC families assisted - under SCA to SCSP & NSFDC	149	0	NA	42	4,394	0	769	0
11	SC families assisted - SC students assisted under post matric scholarship	16	NR	NA	NR	NR	NR	NR	NR
12	ICDS Blocks Operational (Cum.)	98	103	98	100	100	100	100	100
13	Anganwadis Functional (Cum.)	98	100	99	100	100	90	99	100
14	Urban Poor Families assisted under Seven Point Charter	108	391	0	12	NA	0	0	NR
15	Area Covered under Plantation (Public and Forest Lands)	137	80	0	0	386	0	77	147
16	Seedlings planted (Public and Forest Lands)	172	121	1	0	2	0	77	284
17	Road constructed- PMGSY	107	36	60	158	115	74	NA	NA
18	Villages electrified - RGGVY	92	NA	107	62	56	47	NA	NA
19	Pumps sets energized	130	236	NA	NA	171	74	NA	198
20	Supply of Electricity	95	89	93	93	94	99	100	99

NA - Not Applicable NR - Not Reported

Table - B(Contd.)

STATE-WISE PERFORMANCE DURING April to August 2013 (PERCENT ACHIEVEMENT)

S.No.	Description	ALL INDIA	GUJ	HRY	HP	J&K	JHAR.	KAR	KER
1	Individual Swarozgaries assisted - SGSY	460	NR	0	NR	147	74	4	NR
2	SHGs provided income generating activities	115	NR	0	NR	4	38	2	NR
3	Food security-Targeted Public Distribution system (APL+BPL+AAY)	92	71	68	95	102	84	110	105
4	Food security-Targeted Public Distribution system (only AAY)	102	116	91	99	98	112	109	105
5	Food Security - Targeted Public Distribution System (Only BPL)	103	109	92	83	97	111	104	109
6	Houses constructed - IAY	101	65	66	4	94	117	166	208
7	Houses constructed - EWS/LIG	42	7	6	NR	NR	60	311	9
8	Habitations covered (Partially covered & Slipped back) - NRDWP	74	355	64	152	43	30	56	49
9	Coverage of water quality affected habitations - NRDWP	40	105	133	NA	NA	18	24	25
10	SC families assisted - under SCA to SCSP & NSFDC	149	364	134	228	17	1,347	96	182
11	SC families assisted - SC students assisted under post matric scholarship	16	0	8	NR	NR	NR	0	64
12	ICDS Blocks Operational (Cum.)	98	100	100	100	100	96	100	100
13	Anganwadis Functional (Cum.)	98	101	100	100	100	100	100	100
14	Urban Poor Families assisted under Seven Point Charter	108	59	71	NR	NR	56	51	75
15	Area Covered under Plantation (Public and Forest Lands)	137	165	126	138	14	37	228	123
16	Seedlings planted (Public and Forest Lands)	172	186	161	138	25	91	331	116
17	Road constructed- PMGSY	107	538	50	132	102	74	488	94
18	Villages electrified - RGGVY	92	NA	NA	0	27	72	NA	NA
19	Pumps sets energized	130	163	111	171	NA	15	74	77
20	Supply of Electricity	95	100	99	99	75	97	87	96

NA - Not Applicable NR - Not Reported

Table - B(Contd.)

STATE-WISE PERFORMANCE DURING April to August 2013 (PERCENT ACHIEVEMENT)

S.No.	Description	ALL							
		INDIA	MP	MAH	MANI	MEGH	MIZ	NAGA	ODIS.
1	Individual Swarozgaries assisted - SGSY	460	60	1	NR	0	0	NR	0
2	SHGs provided income generating activities	115	21	10	NR	0	0	NR	0
3	Food security-Targeted Public Distribution system (APL+BPL+AAY)	92	98	89	102	100	96	118	94
4	Food security-Targeted Public Distribution system (only AAY)	102	99	95	103	100	94	108	102
5	Food Security - Targeted Public Distribution System (Only BPL)	103	125	99	101	100	95	111	100
6	Houses constructed - IAY	101	13	48	129	95	108	NR	86
7	Houses constructed - EWS/LIG	42	12	32	NR	0	0	NR	0
8	Habitations covered (Partially covered & Slipped back) - NRDWP	74	194	44	98	10	262	0	218
9	Coverage of water quality affected habitations - NRDWP	40	38	33	NA	0	NA	0	85
10	SC families assisted - under SCA to SCSP & NSFDC	149	139	214	NR	NA	NA	NA	51
11	SC families assisted - SC students assisted under post matric scholarship	16	NR	NR	0	NA	NA	NA	NR
12	ICDS Blocks Operational (Cum.)	98	100	100	100	100	100	100	100
13	Anganwadis Functional (Cum.)	98	100	90	93	100	100	100	99
14	Urban Poor Families assisted under Seven Point Charter	108	33	32	NR	0	0	NR	57
15	Area Covered under Plantation (Public and Forest Lands)	137	80	251	126	368	233	386	134
16	Seedlings planted (Public and Forest Lands)	172	80	331	121	4	224	613	257
17	Road constructed- PMGSY	107	60	185	148	82	443	244	80
18	Villages electrified - RGGVY	92	2,429	NA	0	42	0	12	90
19	Pumps sets energized	130	122	NA	NA	NA	NA	NA	284
20	Supply of Electricity	95	100	98	96	90	98	99	99

NA - Not Applicable NR - Not Reported

Table - B(Contd.)

STATE-WISE PERFORMANCE DURING April to August 2013 (PERCENT ACHIEVEMENT)

S.No.	Description	ALL							
		INDIA	PUDU	PUN	RAJ	SIK	TN	TRI	UTTA.
1	Individual Swarozgaries assisted - SGSY	460	NR	0	NR	0	0	NR	10
2	SHGs provided income generating activities	115	NR	15	NR	0	0	0	17
3	Food security-Targeted Public Distribution system (APL+BPL+AAY)	92	88	72	99	105	87	113	101
4	Food security-Targeted Public Distribution system (only AAY)	102	104	73	98	118	115	111	97
5	Food Security - Targeted Public Distribution System (Only BPL)	103	94	96	100	86	108	119	104
6	Houses constructed - IAY	101	2	52	66	0	2	0	44
7	Houses constructed - EWS/LIG	42	0	0	48	40	15	101	0
8	Habitations covered (Partially covered & Slipped back) - NRDWP	74	0	62	41	16	5	2,457	126
9	Coverage of water quality affected habitations - NRDWP	40	NA	1	41	NA	4	104	NA
10	SC families assisted - under SCA to SCSP & NSFDC	149	176	0	23	669	16	6	87
11	SC families assisted - SC students assisted under post matric scholarship	16	NR	0	97	NR	59	NR	NR
12	ICDS Blocks Operational (Cum.)	98	100	100	100	100	100	100	100
13	Anganwadis Functional (Cum.)	98	100	100	98	100	99	100	92
14	Urban Poor Families assisted under Seven Point Charter	108	NR	6	206	2,017	51	1,071	8
15	Area Covered under Plantation (Public and Forest Lands)	137	106	256	225	29	33	185	214
16	Seedlings planted (Public and Forest Lands)	172	141	315	209	34	33	185	351
17	Road constructed- PMGSY	107	NA	593	176	64	95	176	69
18	Villages electrified - RGGVY	92	NA	NA	75	NA	NA	0	NA
19	Pumps sets energized	130	200	54	356	NA	74	NA	370
20	Supply of Electricity	95	99	97	100	100	92	95	96

NA - Not Applicable NR - Not Reported

Table - B(Contd.)

STATE-WISE PERFORMANCE DURING April to August 2013 (PERCENT ACHIEVEMENT)

S.No.	Description	ALL INDIA	UP	WB	A&N	CHND.	D&N	D&D	LAKSH
1	Individual Swarozgaries assisted - SGSY	460	0	594	500	NA	150	0	0
2	SHGs provided income generating activities	115	0	62	150	NA	0	0	0
3	Food security-Targeted Public Distribution system (APL+BPL+AAY)	92	90	93	0	69	124	10	1
4	Food security-Targeted Public Distribution system (only AAY)	102	101	96	0	15	143	10	0
5	Food Security - Targeted Public Distribution System (Only BPL)	103	100	93	0	94	107	25	4
6	Houses constructed - IAY	101	103	67	26	NA	3	0	14
7	Houses constructed - EWS/LIG	42	1	25	NR	0	0	NA	NA
8	Habitations covered (Partially covered & Slipped back) - NRDWP	74	0	184	NA	NA	NA	NA	NA
9	Coverage of water quality affected habitations - NRDWP	40	0	55	NA	NA	NA	NA	NA
10	SC families assisted - under SCA to SCSP & NSFDC	149	47	205	NA	132	NA	NA	NA
11	SC families assisted - SC students assisted under post matric scholarship	16	NR	NR	NA	NA	NA	NA	NA
12	ICDS Blocks Operational (Cum.)	98	97	78	100	100	100	100	100
13	Anganwadis Functional (Cum.)	98	98	95	100	100	100	98	100
14	Urban Poor Families assisted under Seven Point Charter	108	9	586	NR	14	0	NA	NA
15	Area Covered under Plantation (Public and Forest Lands)	137	209	103	89	380	0	233	186
16	Seedlings planted (Public and Forest Lands)	172	254	175	85	229	0	328	176
17	Road constructed- PMGSY	107	92	72	NA	NA	NA	NA	NA
18	Villages electrified - RGGVY	92	NA	0	NA	NA	NA	NA	NA
19	Pumps sets energized	130	44	528	NA	NA	NA	0	NA
20	Supply of Electricity	95	86	100	75	100	100	100	100

NA - Not Applicable NR - Not Reported

Table - C

Items in which the States/UTs performance is Very Good (90% and above),
Good (80% to 90%) and Poor (below 80%) during the period
April to August 2013

1. ANDHRA PRADESH

Very Good

Individual Swarozgaris assisted - SGSY, SHGs provided income generating activities, Houses constructed - EWS/LIG, ICDS Blocks Operational (Cum.), Anganwadis Functional (Cum.), Urban Poor Families assisted under Seven Point Charter, Seedlings planted (Public and Forest Lands), Pumps sets energized

Good

Food Security:Antodaya Anna Yojana(AAY), Food Security:Targeted Public Distribution System (Only BPL), Area Covered under Plantation (Public and Forest Lands), Electricity supplied

Poor

Food Security:Targeted Public Distribution System(TPDS), Houses constructed - IAY, Habitations covered (Partially covered & Slipped back) - NRDWP, Coverage of water quality affected habitations - NRDWP, SC families assisted - under SCA to SCSP & NSFDC, SC families assisted - SC students assisted under post matric scholarship, Road constructed- PMGSY

2. ARUNACHAL PRADESH

Very Good

Food Security:Targeted Public Distribution System(TPDS), Food Security:Antodaya Anna Yojana(AAY), Food Security:Targeted Public Distribution System (Only BPL), Houses constructed - EWS/LIG, ICDS Blocks Operational (Cum.), Anganwadis Functional (Cum.), Villages electrified - RGGVY, Electricity supplied

Poor

Individual Swarozgaris assisted - SGSY, SHGs provided income generating activities, Houses constructed - IAY, Habitations covered (Partially covered & Slipped back) - NRDWP, Urban Poor Families assisted under Seven Point Charter, Area Covered under Plantation (Public and Forest Lands), Seedlings planted (Public and Forest Lands), Road constructed- PMGSY

3. ASSAM

Very Good

Food Security:Targeted Public Distribution System(TPDS), Food Security:Antodaya Anna Yojana(AAY), Food Security:Targeted Public Distribution System (Only BPL), ICDS Blocks Operational (Cum.), Anganwadis Functional (Cum.), Road constructed- PMGSY, Electricity supplied

Poor

Individual Swarozgaris assisted - SGSY, SHGs provided income generating activities, Houses constructed - IAY, Houses constructed - EWS/LIG, Habitations covered (Partially covered & Slipped back) - NRDWP, Coverage of water quality affected habitations - NRDWP, SC families assisted - under SCA to SCSP & NSFDC, SC families assisted - SC students assisted under post matric scholarship, Urban Poor Families assisted under Seven Point Charter, Area Covered under Plantation (Public and Forest Lands), Seedlings planted (Public and Forest Lands), Villages electrified - RGGVY

4. BIHAR

Very Good

Individual Swarozgaris assisted - SGSY, Food Security:Targeted Public Distribution System(TPDS), Food Security:Antodaya Anna Yojana(AAY), Food Security:Targeted Public Distribution System (Only BPL), Houses constructed - IAY, SC families assisted - under SCA to SCSP & NSFDC, ICDS Blocks Operational (Cum.), Anganwadis Functional (Cum.), Area Covered under Plantation (Public and Forest Lands), Road constructed- PMGSY, Pumps sets energized, Electricity supplied

Poor

SHGs provided income generating activities, Houses constructed - EWS/LIG, Habitations covered (Partially covered & Slipped back) - NRDWP, Coverage of water quality affected habitations - NRDWP, SC families assisted - SC students assisted under post matric scholarship, Urban Poor Families assisted under Seven Point Charter, Villages electrified - RGGVY, Seedlings planted (Public and Forest Lands)

5. CHHATISGARH

Very Good

Food Security:Targeted Public Distribution System(TPDS), Food Security:Antodaya Anna Yojana(AAY), Food Security:Targeted Public Distribution System (Only BPL), Houses constructed - EWS/LIG, ICDS Blocks Operational (Cum.), Anganwadis Functional (Cum.), Electricity supplied

Poor

Individual Swarozgaries assisted - SGSY, SHGs provided income generating activities, Houses constructed - IAY, Habitations covered (Partially covered & Slipped back) - NRDWP, Coverage of water quality affected habitations - NRDWP, SC families assisted - under SCA to SCSP & NSFDC, SC families assisted - SC students assisted under post matric scholarship, Urban Poor Families assisted under Seven Point Charter, Area Covered under Plantation (Public and Forest Lands), Seedlings planted (Public and Forest Lands), Road constructed- PMGSY, Villages electrified - RGGVY, Pumps sets energized

6. DELHI

Very Good

Food Security:Targeted Public Distribution System(TPDS), Food Security:Targeted Public Distribution System (Only BPL), SC families assisted - under SCA to SCSP & NSFDC, ICDS Blocks Operational (Cum.), Anganwadis Functional (Cum.), Electricity supplied

Poor

Food Security:Antodaya Anna Yojana(AAY), Houses constructed - EWS/LIG, SC families assisted - SC students assisted under post matric scholarship, Urban Poor Families assisted under Seven Point Charter, Area Covered under Plantation (Public and Forest Lands), Seedlings planted (Public and Forest Lands)

7. GOA

Very Good

SHGs provided income generating activities, Food Security:Targeted Public Distribution System(TPDS), Food Security:Antodaya Anna Yojana(AAY), Food Security:Targeted Public Distribution System (Only BPL), Houses constructed - IAY, ICDS Blocks Operational (Cum.), Anganwadis Functional (Cum.), Area Covered under Plantation (Public and Forest Lands), Seedlings planted (Public and Forest Lands), Pumps sets energized, Electricity supplied

Poor

Individual Swarozgaries assisted - SGSY, Houses constructed - EWS/LIG, SC families assisted - under SCA to SCSP & NSFDC, SC families assisted - SC students assisted under post matric scholarship, Urban Poor Families assisted under Seven Point Charter

8. GUJARAT

Very Good

Food Security:Antodaya Anna Yojana(AAY), Food Security:Targeted Public Distribution System (Only BPL), Habitations covered (Partially covered & Slipped back) - NRDWP, Coverage of water quality affected habitations - NRDWP, SC families assisted - under SCA to SCSP & NSFDC, ICDS Blocks Operational (Cum.), Anganwadis Functional (Cum.), Area Covered under Plantation (Public and Forest Lands), Seedlings planted (Public and Forest Lands), Road constructed- PMGSY, Pumps sets energized, Electricity supplied

Poor

Individual Swarozgaries assisted - SGSY, SHGs provided income generating activities, Food Security:Targeted Public Distribution System(TPDS), Houses constructed - IAY, Houses constructed - EWS/LIG, SC families assisted - SC students assisted under post matric scholarship, Urban Poor Families assisted under Seven Point Charter

9. HARYANA

Very Good

Food Security:Antodaya Anna Yojana(AAY), Food Security:Targeted Public Distribution System (Only BPL), Coverage of water quality affected habitations - NRDWP, SC families assisted - under SCA to SCSP & NSFDC, ICDS Blocks Operational (Cum.), Anganwadis Functional (Cum.), Area Covered under Plantation (Public and Forest Lands), Seedlings planted (Public and Forest Lands), Pumps sets energized, Electricity supplied

Poor

Individual Swarozgaries assisted - SGSY, SHGs provided income generating activities, Food Security:Targeted Public Distribution System(TPDS), Houses constructed - IAY, Houses constructed - EWS/LIG, Habitations covered (Partially covered & Slipped back) - NRDWP, SC families assisted - SC students assisted under post matric scholarship, Urban Poor Families assisted under Seven Point Charter, Road constructed- PMGSY

10. HIMACHAL PRADESH

Very Good

Food Security:Targeted Public Distribution System(TPDS), Food Security:Antodaya Anna Yojana(AAY), Habitations covered (Partially covered & Slipped back) - NRDWP, SC families assisted - under SCA to SCSP & NSFDC, ICDS Blocks Operational (Cum.), Anganwadis Functional (Cum.), Area Covered under Plantation (Public and Forest Lands), Seedlings planted (Public and Forest Lands), Road constructed- PMGSY, Pumps sets energized, Electricity supplied

Good

Food Security:Targeted Public Distribution System (Only BPL)

Poor

Individual Swarozgaries assisted - SGSY, SHGs provided income generating activities, Houses constructed - IAY, Houses constructed - EWS/LIG, SC families assisted - SC students assisted under post matric scholarship, Urban Poor Families assisted under Seven Point Charter, Villages electrified - RGGVY

11. JAMMU AND KASHMIR

Very Good

Individual Swarozgaries assisted - SGSY, Food Security:Targeted Public Distribution System(TPDS), Food Security:Antodaya Anna Yojana(AAY), Food Security:Targeted Public Distribution System (Only BPL), Houses constructed - IAY, ICDS Blocks Operational (Cum.), Anganwadis Functional (Cum.), Road constructed- PMGSY

Poor

SHGs provided income generating activities, Houses constructed - EWS/LIG, Habitations covered (Partially covered & Slipped back) - NRDWP, SC families assisted - under SCA to SCSP & NSFDC, SC families assisted - SC students assisted under post matric scholarship, Urban Poor Families assisted under Seven Point Charter, Area Covered under Plantation (Public and Forest Lands), Seedlings planted (Public and Forest Lands), Villages electrified - RGGVY, Electricity supplied

12. JHARKHAND

Very Good

Food Security:Antodaya Anna Yojana(AAY), Food Security:Targeted Public Distribution System (Only BPL), Houses constructed - IAY, SC families assisted - under SCA to SCSP & NSFDC, ICDS Blocks Operational (Cum.), Anganwadis Functional (Cum.), Seedlings planted (Public and Forest Lands), Electricity supplied

Good

Food Security:Targeted Public Distribution System(TPDS)

Poor

Individual Swarozgaries assisted - SGSY, SHGs provided income generating activities, Houses constructed - EWS/LIG, Habitations covered (Partially covered & Slipped back) - NRDWP, Coverage of water quality affected habitations - NRDWP, SC families assisted - SC students assisted under post matric scholarship, Urban Poor Families assisted under Seven Point Charter, Area Covered under Plantation (Public and Forest Lands), Road constructed- PMGSY, Villages electrified - RGGVY, Pumps sets energized

13. KARNATAKA

Very Good

Food Security:Targeted Public Distribution System(TPDS), Food Security:Antodaya Anna Yojana(AAY), Food Security:Targeted Public Distribution System (Only BPL), Houses constructed - IAY, Houses constructed - EWS/LIG, SC families assisted - under SCA to SCSP & NSFDC, ICDS Blocks Operational (Cum.), Anganwadis Functional (Cum.), Area Covered under Plantation (Public and Forest Lands), Seedlings planted (Public and Forest Lands), Road constructed- PMGSY

Good

Electricity supplied

Poor

Individual Swarozgaries assisted - SGSY, SHGs provided income generating activities, Habitations covered (Partially covered & Slipped back) - NRDWP, Coverage of water quality affected habitations - NRDWP, SC families assisted - SC students assisted under post matric scholarship, Urban Poor Families assisted under Seven Point Charter, Pumps sets energized

14. KERALA

Very Good

Food Security:Targeted Public Distribution System(TPDS), Food Security:Antodaya Anna Yojana(AAY), Food Security:Targeted Public Distribution System (Only BPL), Houses constructed - IAY, SC families assisted - under SCA to SCSP & NSFDC, ICDS Blocks Operational (Cum.), Anganwadis Functional (Cum.), Area Covered under Plantation (Public and Forest Lands), Seedlings planted (Public and Forest Lands), Road constructed- PMGSY, Electricity supplied

Poor

Individual Swarozgaries assisted - SGSY, SHGs provided income generating activities, Houses constructed - EWS/LIG, Habitations covered (Partially covered & Slipped back) - NRDWP, Coverage of water quality affected habitations - NRDWP, SC families assisted - SC students assisted under post matric scholarship, Urban Poor Families assisted under Seven Point Charter, Pumps sets energized

15. MADHYA PRADESH

Very Good

Food Security:Targeted Public Distribution System(TPDS), Food Security:Antodaya Anna Yojana(AAY), Food Security:Targeted Public Distribution System (Only BPL), Habitations covered (Partially covered & Slipped back) - NRDWP, SC families assisted - under SCA to SCSP & NSFDC, ICDS Blocks Operational (Cum.), Anganwadis Functional (Cum.), Villages electrified - RGGVY, Pumps sets energized, Electricity supplied

Good

Area Covered under Plantation (Public and Forest Lands), Seedlings planted (Public and Forest Lands)

Poor

Individual Swarozgaries assisted - SGSY, SHGs provided income generating activities, Houses constructed - IAY, Houses constructed - EWS/LIG, Coverage of water quality affected habitations - NRDWP, SC families assisted - SC students assisted under post matric scholarship, Urban Poor Families assisted under Seven Point Charter, Road constructed- PMGSY

16. MAHARASHTRA

Very Good

Food Security:Antodaya Anna Yojana(AAY), Food Security:Targeted Public Distribution System (Only BPL), SC families assisted - under SCA to SCSP & NSFDC, ICDS Blocks Operational (Cum.), Anganwadis Functional (Cum.), Area Covered under Plantation (Public and Forest Lands), Seedlings planted (Public and Forest Lands), Road constructed- PMGSY, Electricity supplied

Good

Food Security:Targeted Public Distribution System(TPDS)

Poor

Individual Swarozgaries assisted - SGSY, SHGs provided income generating activities, Houses constructed - IAY, Houses constructed - EWS/LIG, Habitations covered (Partially covered & Slipped back) - NRDWP, Coverage of water quality affected habitations - NRDWP, SC families assisted - SC students assisted under post matric scholarship, Urban Poor Families assisted under Seven Point Charter

17. MANIPUR

Very Good

Food Security:Targeted Public Distribution System(TPDS), Food Security:Antodaya Anna Yojana(AAY), Food Security:Targeted Public Distribution System (Only BPL), Houses constructed - IAY, Habitations covered (Partially covered & Slipped back) - NRDWP, ICDS Blocks Operational (Cum.), Anganwadis Functional (Cum.), Area Covered under Plantation (Public and Forest Lands), Seedlings planted (Public and Forest Lands), Road constructed- PMGSY, Electricity supplied

Poor

Individual Swarozgaris assisted - SGSY, SHGs provided income generating activities, Houses constructed - EWS/LIG, SC families assisted - under SCA to SCSP & NSFDC, SC families assisted - SC students assisted under post matric scholarship, Urban Poor Families assisted under Seven Point Charter, Villages electrified - RGGVY

18. MEGHALAYA

Very Good

Food Security:Targeted Public Distribution System(TPDS), Food Security:Antodaya Anna Yojana(AAY), Food Security:Targeted Public Distribution System (Only BPL), Houses constructed - IAY, ICDS Blocks Operational (Cum.), Anganwadis Functional (Cum.), Area Covered under Plantation (Public and Forest Lands), Electricity supplied

Good

Road constructed- PMGSY

Poor

Individual Swarozgaris assisted - SGSY, SHGs provided income generating activities, Houses constructed - EWS/LIG, Habitations covered (Partially covered & Slipped back) - NRDWP, Coverage of water quality affected habitations - NRDWP, Urban Poor Families assisted under Seven Point Charter, Seedlings planted (Public and Forest Lands), Villages electrified - RGGVY

19. MIZORAM

Very Good

Food Security:Targeted Public Distribution System(TPDS), Food Security:Antodaya Anna Yojana(AAY), Food Security:Targeted Public Distribution System (Only BPL), Houses constructed - IAY, Habitations covered (Partially covered & Slipped back) - NRDWP, ICDS Blocks Operational (Cum.), Anganwadis Functional (Cum.), Area Covered under Plantation (Public and Forest Lands), Seedlings planted (Public and Forest Lands), Road constructed- PMGSY, Electricity supplied

Poor

Individual Swarozgaris assisted - SGSY, SHGs provided income generating activities, Houses constructed - EWS/LIG, Urban Poor Families assisted under Seven Point Charter, Villages electrified - RGGVY

20. NAGALAND

Very Good

Food Security:Targeted Public Distribution System(TPDS), Food Security:Antodaya Anna Yojana(AAY), Food Security:Targeted Public Distribution System (Only BPL), ICDS Blocks Operational (Cum.), Anganwadis Functional (Cum.), Area Covered under Plantation (Public and Forest Lands), Seedlings planted (Public and Forest Lands), Road constructed- PMGSY, Electricity supplied

Poor

Individual Swarozgaris assisted - SGSY, SHGs provided income generating activities, Houses constructed - IAY, Houses constructed - EWS/LIG, Habitations covered (Partially covered & Slipped back) - NRDWP, Coverage of water quality affected habitations - NRDWP, Urban Poor Families assisted under Seven Point Charter, Villages electrified - RGGVY

21. ODISHA

Very Good

Food Security:Targeted Public Distribution System(TPDS), Food Security:Antodaya Anna Yojana(AAY), Food Security:Targeted Public Distribution System (Only BPL), Habitations covered (Partially covered & Slipped back) - NRDWP, ICDS Blocks Operational (Cum.), Anganwadis Functional (Cum.), Area Covered under Plantation (Public and Forest Lands), Seedlings planted (Public and Forest Lands), Villages electrified - RGGVY, Pumps sets energized, Electricity supplied

Good

Houses constructed - IAY, Coverage of water quality affected habitations - NRDWP, Road constructed- PMGSY

Poor

Individual Swarozgaris assisted - SGSY, SHGs provided income generating activities, Houses constructed - EWS/LIG, SC families assisted - under SCA to SCSP & NSFDC, SC families assisted - SC students assisted under post matric scholarship, Urban Poor Families assisted under Seven Point Charter

22. PUDUCHERRY

Very Good

Food Security:Antodaya Anna Yojana(AAY), Food Security:Targeted Public Distribution System (Only BPL), SC families assisted - under SCA to SCSP & NSFDC, ICDS Blocks Operational (Cum.), Anganwadis Functional (Cum.), Area Covered under Plantation (Public and Forest Lands), Seedlings planted (Public and Forest Lands), Pumps sets energized, Electricity supplied

Good

Food Security:Targeted Public Distribution System(TPDS)

Poor

Individual Swarozgaris assisted - SGSY, SHGs provided income generating activities, Houses constructed - IAY, Houses constructed - EWS/LIG, Habitations covered (Partially covered & Slipped back) - NRDWP, SC families assisted - SC students assisted under post matric scholarship, Urban Poor Families assisted under Seven Point Charter

23. PUNJAB

Very Good

Food Security:Targeted Public Distribution System (Only BPL), ICDS Blocks Operational (Cum.), Anganwadis Functional (Cum.), Area Covered under Plantation (Public and Forest Lands), Seedlings planted (Public and Forest Lands), Road constructed- PMGSY, Electricity supplied

Poor

Individual Swarozgaris assisted - SGSY, SHGs provided income generating activities, Food Security:Targeted Public Distribution System(TPDS), Food Security:Antodaya Anna Yojana(AAY), Houses constructed - IAY, Houses constructed - EWS/LIG, Habitations covered (Partially covered & Slipped back) - NRDWP, Coverage of water quality affected habitations - NRDWP, SC families assisted - under SCA to SCSP & NSFDC, SC families assisted - SC students assisted under post matric scholarship, Urban Poor Families assisted under Seven Point Charter, Pumps sets energized

24. RAJASTHAN

Very Good

Food Security:Targeted Public Distribution System(TPDS), Food Security:Antodaya Anna Yojana(AAY), Food Security:Targeted Public Distribution System (Only BPL), SC families assisted - SC students assisted under post matric scholarship, ICDS Blocks Operational (Cum.), Anganwadis Functional (Cum.), Urban Poor Families assisted under Seven Point Charter, Area Covered under Plantation (Public and Forest Lands), Seedlings planted (Public and Forest Lands), Road constructed- PMGSY, Pumps sets energized, Electricity supplied

Poor

Individual Swarozgaris assisted - SGSY, SHGs provided income generating activities, Houses constructed - IAY, Houses constructed - EWS/LIG, Habitations covered (Partially covered & Slipped back) - NRDWP, Coverage of water quality affected habitations - NRDWP, SC families assisted - under SCA to SCSP & NSFDC, Villages electrified - RGGVY

25. SIKKIM

Very Good

Food Security:Targeted Public Distribution System(TPDS), Food Security:Antodaya Anna Yojana(AAY), SC families assisted - under SCA to SCSP & NSFDC, ICDS Blocks Operational (Cum.), Anganwadis Functional (Cum.), Urban Poor Families assisted under Seven Point Charter, Electricity supplied

Good

Food Security:Targeted Public Distribution System (Only BPL)

Poor

Individual Swarozgaries assisted - SGSY, SHGs provided income generating activities, Houses constructed - IAY, Houses constructed - EWS/LIG, Habitations covered (Partially covered & Slipped back) - NRDWP, SC families assisted - SC students assisted under post matric scholarship, Area Covered under Plantation (Public and Forest Lands), Seedlings planted (Public and Forest Lands), Road constructed- PMGSY

26. TAMIL NADU

Very Good

Food Security:Antodaya Anna Yojana(AAY), Food Security:Targeted Public Distribution System (Only BPL), ICDS Blocks Operational (Cum.), Anganwadis Functional (Cum.), Road constructed- PMGSY, Electricity supplied

Good

Food Security:Targeted Public Distribution System(TPDS)

Poor

Individual Swarozgaries assisted - SGSY, SHGs provided income generating activities, Houses constructed - IAY, Houses constructed - EWS/LIG, Habitations covered (Partially covered & Slipped back) - NRDWP, Coverage of water quality affected habitations - NRDWP, SC families assisted - under SCA to SCSP & NSFDC, SC families assisted - SC students assisted under post matric scholarship, Urban Poor Families assisted under Seven Point Charter, Area Covered under Plantation (Public and Forest Lands), Seedlings planted (Public and Forest Lands), Pumps sets energized

27. TRIPURA

Very Good

Food Security:Targeted Public Distribution System(TPDS), Food Security:Antodaya Anna Yojana(AAY), Food Security:Targeted Public Distribution System (Only BPL), Houses constructed - EWS/LIG, Habitations covered (Partially covered & Slipped back) - NRDWP, Coverage of water quality affected habitations - NRDWP, ICDS Blocks Operational (Cum.), Anganwadis Functional (Cum.), Urban Poor Families assisted under Seven Point Charter, Area Covered under Plantation (Public and Forest Lands), Seedlings planted (Public and Forest Lands), Road constructed- PMGSY, Electricity supplied

Poor

Individual Swarozgaries assisted - SGSY, SHGs provided income generating activities, Houses constructed - IAY, SC families assisted - under SCA to SCSP & NSFDC, SC families assisted - SC students assisted under post matric scholarship, Villages electrified - RGGVY

28. UTTARAKHAND

Very Good

Food Security:Targeted Public Distribution System(TPDS), Food Security:Antodaya Anna Yojana(AAY), Food Security:Targeted Public Distribution System (Only BPL), Habitations covered (Partially covered & Slipped back) - NRDWP, ICDS Blocks Operational (Cum.), Anganwadis Functional (Cum.), Area Covered under Plantation (Public and Forest Lands), Seedlings planted (Public and Forest Lands), Pumps sets energized, Electricity supplied

Good

SC families assisted - under SCA to SCSP & NSFDC

Poor

Individual Swarozgaries assisted - SGSY, SHGs provided income generating activities, Houses constructed - IAY, Houses constructed - EWS/LIG, SC families assisted - SC students assisted under post matric scholarship, Urban Poor Families assisted under Seven Point Charter, Road constructed- PMGSY

29. UTTAR PRADESH

Very Good

Food Security:Targeted Public Distribution System(TPDS), Food Security:Antodaya Anna Yojana(AAY), Food Security:Targeted Public Distribution System (Only BPL), Houses constructed - IAY, ICDS Blocks Operational (Cum.), Anganwadis Functional (Cum.), Area Covered under Plantation (Public and Forest Lands), Seedlings planted (Public and Forest Lands), Road constructed- PMGSY

Good

Electricity supplied

Poor

Individual Swarozgaris assisted - SGSY, SHGs provided income generating activities, Houses constructed - EWS/LIG, Habitations covered (Partially covered & Slipped back) - NRDWP, Coverage of water quality affected habitations - NRDWP, SC families assisted - under SCA to SCSP & NSFDC, SC families assisted - SC students assisted under post matric scholarship, Urban Poor Families assisted under Seven Point Charter, Pumps sets energized

30. WEST BENGAL

Very Good

Individual Swarozgaris assisted - SGSY, Food Security:Targeted Public Distribution System(TPDS), Food Security:Antodaya Anna Yojana(AAY), Food Security:Targeted Public Distribution System (Only BPL), Habitations covered (Partially covered & Slipped back) - NRDWP, SC families assisted - under SCA to SCSP & NSFDC, Anganwadis Functional (Cum.), Urban Poor Families assisted under Seven Point Charter, Area Covered under Plantation (Public and Forest Lands), Seedlings planted (Public and Forest Lands), Pumps sets energized, Electricity supplied

Poor

SHGs provided income generating activities, Houses constructed - IAY, Houses constructed - EWS/LIG, Coverage of water quality affected habitations - NRDWP, SC families assisted - SC students assisted under post matric scholarship, ICDS Blocks Operational (Cum.), Road constructed- PMGSY, Villages electrified - RGGVY

31. ANDAMAN AND NICOBAR ISLANDS

Very Good

Individual Swarozgaris assisted - SGSY, SHGs provided income generating activities, ICDS Blocks Operational (Cum.), Anganwadis Functional (Cum.)

Good

Area Covered under Plantation (Public and Forest Lands), Seedlings planted (Public and Forest Lands)

Poor

Food Security:Targeted Public Distribution System(TPDS), Food Security:Antodaya Anna Yojana(AAY), Food Security:Targeted Public Distribution System (Only BPL), Houses constructed - IAY, Houses constructed - EWS/LIG, Urban Poor Families assisted under Seven Point Charter, Electricity supplied

32. CHANDIGARH

Very Good

Food Security:Targeted Public Distribution System (Only BPL), SC families assisted - under SCA to SCSP & NSFDC, ICDS Blocks Operational (Cum.), Anganwadis Functional (Cum.), Area Covered under Plantation (Public and Forest Lands), Seedlings planted (Public and Forest Lands), Electricity supplied

Poor

Food Security:Targeted Public Distribution System(TPDS), Food Security:Antodaya Anna Yojana(AAY), Houses constructed - EWS/LIG, Urban Poor Families assisted under Seven Point Charter

33. DADRA AND NAGAR HAVELI

Very Good

Individual Swarozgaries assisted - SGSY, Food Security:Targeted Public Distribution System(TPDS), Food Security:Antodaya Anna Yojana(AAY), Food Security:Targeted Public Distribution System (Only BPL), ICDS Blocks Operational (Cum.), Anganwadis Functional (Cum.), Electricity supplied

Poor

SHGs provided income generating activities, Houses constructed - IAY, Houses constructed - EWS/LIG, Urban Poor Families assisted under Seven Point Charter, Area Covered under Plantation (Public and Forest Lands), Seedlings planted (Public and Forest Lands)

34. DAMAN AND DIU

Very Good

ICDS Blocks Operational (Cum.), Anganwadis Functional (Cum.), Area Covered under Plantation (Public and Forest Lands), Seedlings planted (Public and Forest Lands), Electricity supplied

Poor

Individual Swarozgaries assisted - SGSY, SHGs provided income generating activities, Food Security:Targeted Public Distribution System(TPDS), Food Security:Antodaya Anna Yojana(AAY), Food Security:Targeted Public Distribution System (Only BPL), Houses constructed - IAY, Pumps sets energized

35. LAKSHADWEEP

Very Good

ICDS Blocks Operational (Cum.), Anganwadis Functional (Cum.), Area Covered under Plantation (Public and Forest Lands), Seedlings planted (Public and Forest Lands), Electricity supplied

Poor

Individual Swarozgaries assisted - SGSY, SHGs provided income generating activities, Food Security:Targeted Public Distribution System(TPDS), Food Security:Antodaya Anna Yojana(AAY), Food Security:Targeted Public Distribution System (Only BPL), Houses constructed - IAY

PART - II

TWENTY POINT PROGRAMME - 2006

ITEM-WISE PERFORMANCE TABLES

Table - 1

Employment generation under the NREG Scheme

Sl. No.	State/UT Name	No. of job cards issued (Number) April 2013-August 2013	Employment generated (Number) April 2013-August 2013	Wages given (Rupees) April 2013-August 2013
(1)	(2)	(3)	(4)	(5)
1	ANDHRA PRADESH	2,29,234	21,89,05,000	24,58,52,54,000
2	ARUNACHAL PRADESH	2587 *	0	0
3	ASSAM	35,678	73,59,000	1,19,87,90,000
4	BIHAR	0 @	3,06,13,500	4,16,59,09,200
5	CHHATISGARH	0 #	5,06,66,000	7,36,25,36,000
6	DELHI	0	0	0
7	GOA	327	18,283	28,95,000
8	GUJARAT	29,001 #	62,31,000	98,84,43,000
9	HARYANA	17,652 Δ	34,18,000	82,05,97,000
10	HIMACHAL PRADESH	11,157	72,04,000	1,17,47,79,000
11	JAMMU AND KASHMIR	67,770 #	87,97,884	1,97,81,10,000
12	JHARKHAND	11,592	1,96,34,040	2,70,33,19,662
13	KARNATAKA	47,111	54,89,000	6,00,47,60,000
14	KERALA	1,06,326	1,37,17,998	2,68,62,60,000
15	MADHYA PRADESH	0 #	33,12,000	47,40,000
16	MAHARASHTRA	54,355	2,54,68,914	3,93,32,65,000
17	MANIPUR	10129 *	0	0
18	MEGHALAYA	24,832	41,51,000	75,20,07,000
19	MIZORAM	9,341 *	17,82,881	26,38,66,700
20	NAGALAND	7,744 *	0	0
21	ODISHA	43,347	2,62,33,000	3,66,49,84,000
22	PUDUCHERRY	1,699	4,61,700	5,13,12,000
23	PUNJAB	24,075	19,96,000	41,48,27,000
24	RAJASTHAN	0 @	9,14,05,000	9,69,24,48,000
25	SIKKIM	982 *	6,32,895	8,58,13,000
26	TAMIL NADU	2,80,673	19,16,68,000	18,60,03,77,000
27	TRIPURA	11,759	80,86,775	1,05,75,04,000
28	UTTARAKHAND	5,121	88,30,400	1,21,93,62,000
29	UTTAR PRADESH	0	7,26,53,000	10,31,67,26,000
30	WEST BENGAL	55,981	3,27,35,000	10,24,61,33,000
31	ANDAMAN AND NICOBAR ISLANDS	633	2,81,918	5,48,37,000
32	CHANDIGARH	0	0	0
33	DADRA AND NAGAR HAVELI	33	7,577	32,09,000
34	DAMAN AND DIU	0	0	0
35	LAKSHADWEEP	134	15,356	23,17,000
Grand Total		10,89,273	84,17,75,121	1,14,03,53,80,562

Note: * The figures have been reconciled with that of Ministry of Rural Development

Previous month figures have been repeated due to wide variation.

@ Both State and M/o Rural Development have provided negative figure therefore zero figure has been considered

Δ State has downward revised the figure from previous month i.e.23,084 to 17,652.

Table - 2(A)

Swaranjayanti Gram Swarajgar Yojana / NRLM
Individual Swarozgaries assisted
(Unit: Number)

Sl. No.	State/UT Name	Target Δ		Achievement	Percent Achievement
		2013-2014	April 2013- August 2013	April 2013- August 2013	April 2013- August 2013
(1)	(2)	(3)	(4)	(5)	(5)/(4)
1	ANDHRA PRADESH	5,283	2,200	19,781	899
2	ARUNACHAL PRADESH	236	97	0	0
3	ASSAM	6,134	2,555	0	0
4	BIHAR	12,568	5,235	1,48,052 #	2,828
5	CHHATISGARH	2,791	1,162	0	0
6	GOA	72	22	14	64
7	GUJARAT	1,989	827	NR	0
8	HARYANA	1,170	485	0	0
9	HIMACHAL PRADESH	493	205	NR	0
10	JAMMU AND KASHMIR	610	253	372	147
11	JHARKHAND	4,739	1,974	1,470	74
12	KARNATAKA	3,990	1,662	65	4
13	KERALA	1,790	745	NR	0
14	MADHYA PRADESH	5,980	2,490	1488 #	60
15	MAHARASHTRA	7,886	3,285	32	1
16	MANIPUR	411	170	NR	0
17	MEGHALAYA	461	190	0	0
18	MIZORAM	106	43	0 #	0
19	NAGALAND	316	131	NR	0
20	ODISHA	6,043	2,515	0	0
21	PUDUCHERRY	94	38	NR	0
22	PUNJAB	569	235	0	0
23	RAJASTHAN	3,029	1,260	NR	0
24	SIKKIM	119	49	0	0
25	TAMIL NADU	4,672	1,945	0	0
26	TRIPURA	742	309	NR	0
27	UTTARAKHAND	953	395	40	10
28	UTTAR PRADESH	18,104	7,541	0	0
29	WEST BENGAL	6,715	2,795	16,607	594
30	ANDAMAN AND NICOBAR ISLANDS	9	2	10	500
31	DADRA AND NAGAR HAVELI	9	2	3	150
32	DAMAN AND DIU	9	3	0	0
33	LAKSHADWEEP	9	2	0	0
Grand Total		98,101	40,822	1,87,934	460

Very Good:(90% or above of targets)

ANDHRA PRADESH, BIHAR, JAMMU AND KASHMIR, WEST BENGAL, ANDAMAN AND NICOBAR ISLANDS, DADRA AND NAGAR HAVELI

Poor:(Below 80% of targets)

ARUNACHAL PRADESH, ASSAM, CHHATISGARH, GOA, GUJARAT, HARYANA, HIMACHAL PRADESH, JHARKHAND, KARNATAKA, KERALA, MADHYA PRADESH, MAHARASHTRA, MANIPUR, MEGHALAYA, MIZORAM, NAGALAND, ODISHA, PUDUCHERRY, PUNJAB, RAJASTHAN, SIKKIM, TAMIL NADU, TRIPURA, UTTARAKHAND, UTTAR PRADESH, DAMAN AND DIU, LAKSHADWEEP

Note: Δ Previous year targets have been repeated provisionally

Previous month figures have been repeated

Swaranjayanti Gram Swarojgar Yojana (SGSY)

Individual Swarojgaries Assisted

% Achievement of Target

During April 2013 - August 2013

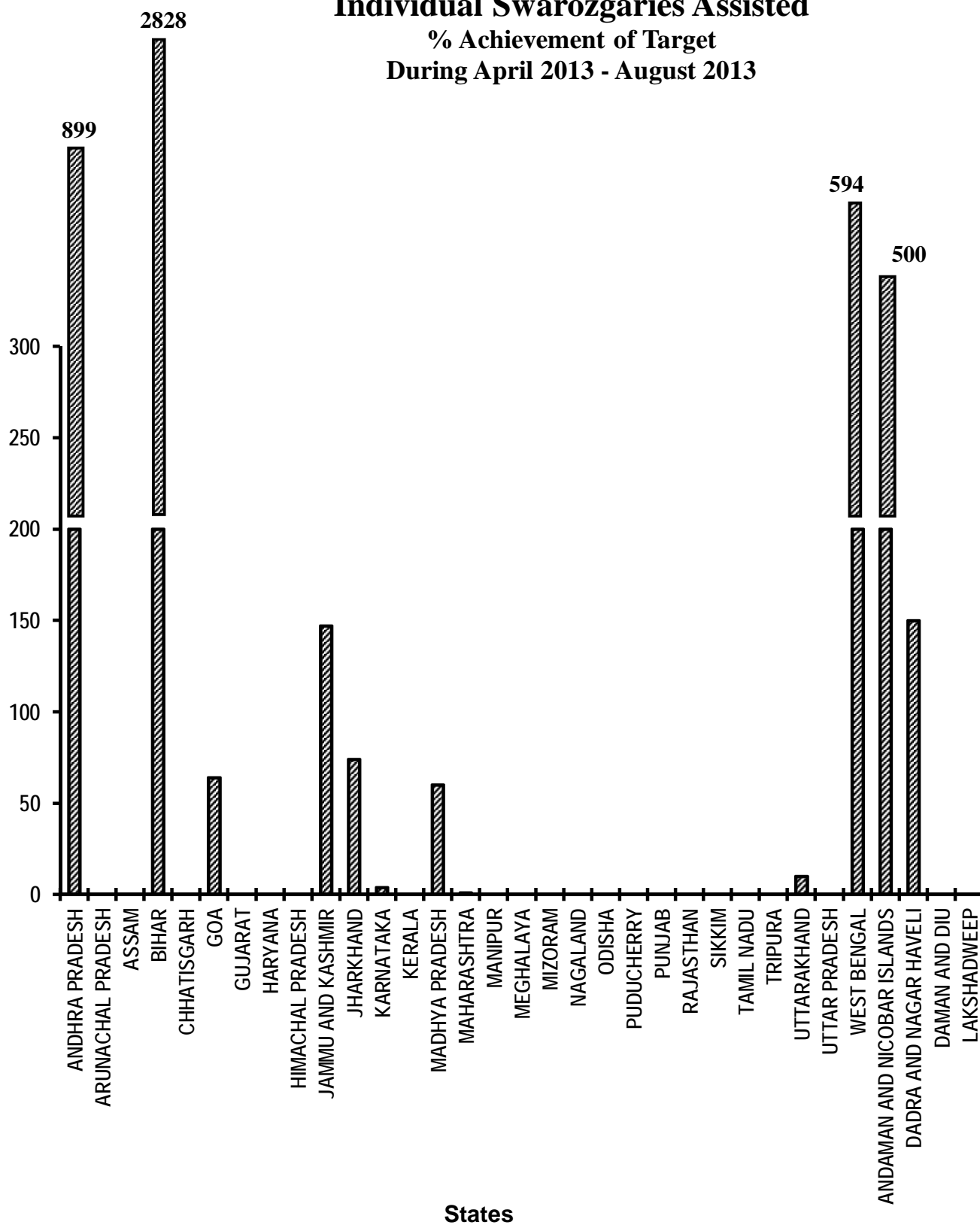


Table - 2(B)

Swaranjayanti Gram Swarozgar Yojana / NRLM

Sl. No.	State/UT Name	Individual SC Swarozgaries assisted (Number) April 2013- August 2013	Individual ST Swarozgaries assisted (Number) April 2013- August 2013	Individual Women Swarozgaries assisted (Number) April 2013- August 2013	Individual Disabled Swarozgaries assisted (Number) April 2013- August 2013
(1)	(2)	(3)	(4)	(5)	(6)
1	ANDHRA PRADESH	14,616	3,030	2,058	77
2	ARUNACHAL PRADESH	0	0	0	0
3	ASSAM	0	0	0	0
4	BIHAR	1,21,225	9,062	3,96,070	0
5	CHHATISGARH	0	0	0	0
6	GOA	0	3	0	0
7	GUJARAT	NR	NR	NR	NR
8	HARYANA	0	0	0	0
9	HIMACHAL PRADESH	NR	NR	NR	NR
10	JAMMU AND KASHMIR	1	88	56	6
11	JHARKHAND	472	829	358	8
12	KARNATAKA	15	2	43	5
13	KERALA	NR	NR	NR	NR
14	MADHYA PRADESH	169	358	1108 #	11
15	MAHARASHTRA	19	8	5	0
16	MANIPUR	NR	NR	NR	NR
17	MEGHALAYA	0	0	0	0
18	MIZORAM	0	0	0 #	0
19	NAGALAND	NR	NR	NR	NR
20	ODISHA	0	0	0	0
21	PUDUCHERRY	NR	NR	NR	NR
22	PUNJAB	0	0	0	0
23	RAJASTHAN	NR	NR	NR	NR
24	SIKKIM	0	0	0	0
25	TAMIL NADU	0	0	0	0
26	TRIPURA	NR	NR	NR	NR
27	UTTARAKHAND	38	2	16	0
28	UTTAR PRADESH	0	0	0	0
29	WEST BENGAL	5,572	1,243	15,733	0
30	ANDAMAN AND NICOBAR ISLANDS	0	7	3	0
31	DADRA AND NAGAR HAVELI	0	3	0	0
32	DAMAN AND DIU	0	5	2	0
33	LAKSHADWEEP	0	0	0	0
Grand Total		1,42,127	14,640	4,15,452	107

Note: # Previous month figures have been repeated

Table - 3(A)

Self Help Groups (SHG)
(Unit: Number)

		Formed under SGSY (Number) April 2013- August 2013
Sl. No.	State/UT Name	
(1)	(2)	(3)
1	ANDHRA PRADESH	5,880
2	ARUNACHAL PRADESH	0
3	ASSAM	0
4	BIHAR	28,233
5	CHHATISGARH	1,540
6	DELHI	0
7	GOA	23
8	GUJARAT	0
9	HARYANA	184
10	HIMACHAL PRADESH	0
11	JAMMU AND KASHMIR	205
12	JHARKHAND	1,502
13	KARNATAKA	118
14	KERALA	0
15	MADHYA PRADESH	2231 #
16	MAHARASHTRA	294
17	MANIPUR	32
18	MEGHALAYA	0
19	MIZORAM	0 #
20	NAGALAND	0
21	ODISHA	25,829
22	PUDUCHERRY	0
23	PUNJAB	58
24	RAJASTHAN	0
25	SIKKIM	56
26	TAMIL NADU	0
27	TRIPURA	0
28	UTTARAKHAND	247
29	UTTAR PRADESH	0
30	WEST BENGAL	4,826
31	ANDAMAN AND NICOBAR ISLANDS	3
32	CHANDIGARH	0
33	DADRA AND NAGAR HAVELI	1
34	DAMAN AND DIU	0
35	LAKSHADWEEP	0
Grand Total		71,262

Note: # Previous month figures have been repeated

Table - 3(B)

Self Help Groups (SHG)
To whom income generating activities provided
(Unit: Number)

		Target Δ		Achievement	Percent Achievement
Sl. No.	State/UT Name	2013-2014	April 2013- August 2013	April 2013- August 2013	April 2013- August 2013
(1)	(2)	(3)	(4)	(5)	(5)/(4)
1	ANDHRA PRADESH	9,637	4,015	78,781	1,962
2	ARUNACHAL PRADESH	430	178	0	0
3	ASSAM	11,189	4,660	0	0
4	BIHAR	22,924	9,550	0	0
5	CHHATISGARH	5,092	2,118	293	14
6	GOA	136	55	53	96
7	GUJARAT	3,627	1,510	NR	0
8	HARYANA	2,134	888	0	0
9	HIMACHAL PRADESH	899	375	NR	0
10	JAMMU AND KASHMIR	1,113	462	17	4
11	JHARKHAND	8,644	3,600	1,375	38
12	KARNATAKA	7,277	3,031	65	2
13	KERALA	3,265	1,360	NR	0
14	MADHYA PRADESH	10,908	4,545	962 #	21
15	MAHARASHTRA	14,384	5,992	581	10
16	MANIPUR	750	312	NR	0
17	MEGHALAYA	840	350	0	0
18	MIZORAM	194	80	0 #	0
19	NAGALAND	576	240	NR	0
20	ODISHA	11,022	4,590	0	0
21	PUDUCHERRY	171	70	NR	0
22	PUNJAB	1,037	430	66	15
23	RAJASTHAN	5,525	2,300	NR	0
24	SIKKIM	216	90	0	0
25	TAMIL NADU	8,521	3,550	0	0
26	TRIPURA	1,354	563	0	0
27	UTTARAKHAND	1,738	723	124	17
28	UTTAR PRADESH	33,021	13,757	0	0
29	WEST BENGAL	12,249	5,102	3,156	62
30	ANDAMAN AND NICOBAR ISLANDS	16	4	6	150
31	DADRA AND NAGAR HAVELI	16	4	0	0
32	DAMAN AND DIU	16	4	0	0
33	LAKSHADWEEP	16	4	0	0
Grand Total		1,78,937	74,512	85,479	115

Very Good:(90% or above of targets)

ANDHRA PRADESH, GOA, ANDAMAN AND NICOBAR ISLANDS

Poor:(Below 80% of targets)

ARUNACHAL PRADESH, ASSAM, BIHAR, CHHATISGARH, GUJARAT, HARYANA, HIMACHAL PRADESH, JAMMU AND KASHMIR, JHARKHAND, KARNATAKA, KERALA, MADHYA PRADESH, MAHARASHTRA, MANIPUR, MEGHALAYA, MIZORAM, NAGALAND, ODISHA, PUDUCHERRY, PUNJAB, RAJASTHAN, SIKKIM, TAMIL NADU, TRIPURA, UTTARAKHAND, UTTAR PRADESH, WEST BENGAL, DADRA AND NAGAR HAVELI, DAMAN AND DIU, LAKSHADWEEP

Note: Δ Previous year targets have been repeated provisionally

Previous month figures have been repeated

Self Help Groups (SHG)

To whom income generating activities provided

% Achievement of Target

During April 2013 - August 2013

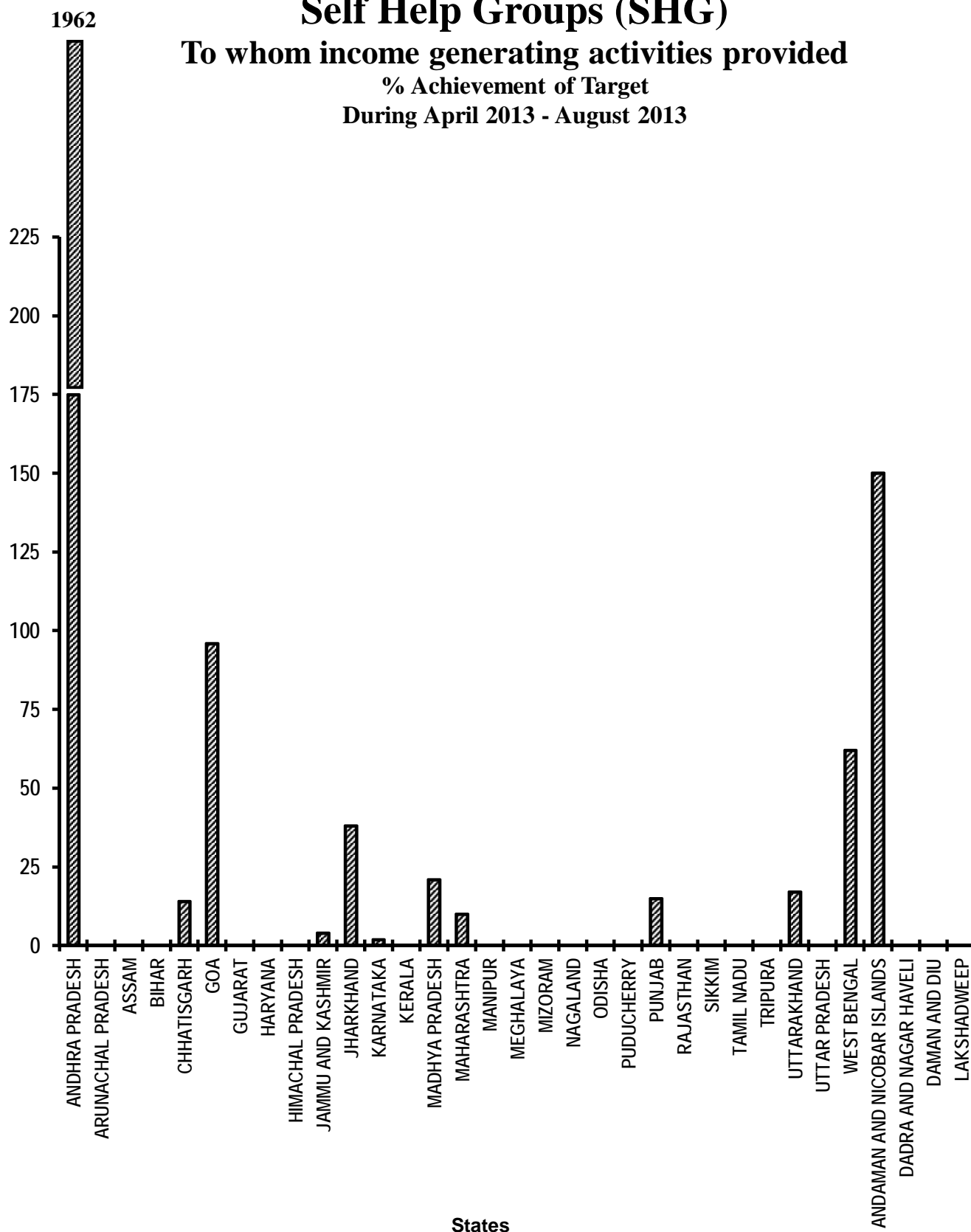


Table - 4(A)

Distribution of waste land to the landless
(Unit: Hectare)

		Total Land Distributed (Hectare) April 2013- August 2013
Sl. No.	State/UT Name	
(1)	(2)	(3)
1	ANDHRA PRADESH	0
2	ARUNACHAL PRADESH	0
3	ASSAM	0
4	BIHAR	36
5	CHHATISGARH	27,452
6	DELHI	0
7	GOA	0
8	GUJARAT	0
9	HARYANA	0
10	JAMMU AND KASHMIR	0
11	JHARKHAND	20
12	KARNATAKA	0
13	KERALA	0
14	MADHYA PRADESH	0 #
15	MAHARASHTRA	0
16	MANIPUR	0
17	MEGHALAYA	0
18	MIZORAM	0 #
19	NAGALAND	0
20	ODISHA	6,073
21	PUDUCHERRY	0
22	PUNJAB	0
23	RAJASTHAN	0
24	SIKKIM	0
25	TAMIL NADU	0
26	TRIPURA	0
27	UTTARAKHAND	0
28	UTTAR PRADESH	779
29	WEST BENGAL	2,942
30	ANDAMAN AND NICOBAR ISLANDS	0
31	CHANDIGARH	0
32	DADRA AND NAGAR HAVELI	0
33	DAMAN AND DIU	0
34	LAKSHADWEEP	0
Grand Total		37,302

Note: # Previous month figures have been repeated

Table - 4(B)

Distribution of waste land to the landless

Sl. No.	State/UT Name	Land Distributed to SC (Hectare) April 2013- August 2013	Land Distributed to ST (Hectare) April 2013- August 2013	Land Distributed to Others (Hectare) April 2013- August 2013
		(3)	(4)	(5)
1	ANDHRA PRADESH	0	0	0
2	ARUNACHAL PRADESH	0	0	0
3	ASSAM	0	0	0
4	BIHAR	39	0	0
5	CHHATISGARH	6,057	9,578	11,817
6	DELHI	0	0	0
7	GOA	0	0	0
8	GUJARAT	0	0	0
9	HARYANA	0	0	0
10	JAMMU AND KASHMIR	0	0	0
11	JHARKHAND	6	5	9
12	KARNATAKA	0	0	0
13	KERALA	0	0	0
14	MADHYA PRADESH	0 #	0 #	0 #
15	MAHARASHTRA	0	0	0
16	MANIPUR	0	0	0
17	MEGHALAYA	0	0	0
18	MIZORAM	0 #	0 #	0 #
19	NAGALAND	0	0	0
20	ODISHA	657	4,878	538
21	PUDUCHERRY	0	0	0
22	PUNJAB	0	0	0
23	RAJASTHAN	0	0	0
24	SIKKIM	0	0	0
25	TAMIL NADU	0	0	0
26	TRIPURA	0	0	0
27	UTTARAKHAND	0	0	0
28	UTTAR PRADESH	327	0	452
29	WEST BENGAL	54	60	2,828
30	ANDAMAN AND NICOBAR ISLANDS	0	0	0
31	CHANDIGARH	0	0	0
32	DADRA AND NAGAR HAVELI	0	0	0
33	DAMAN AND DIU	0	0	0
34	LAKSHADWEEP	0	0	0
Grand Total		7,140	14,521	15,644

Note: # Previous month figures have been repeated

Table - 5(A)

Minimum Wages Enforcement (including Farm Labour)

Sl. No.	State/UT Name	Agriculture and Farm Workers: Inspections made (Number) April 2013-August 2013	Agriculture and Farm Workers: Irregularities detected (Number) April 2013-August 2013	Agriculture and Farm Workers: Irregularities rectified (Number) April 2013-August 2013
		(3)	(4)	(5)
1	ANDHRA PRADESH	NR	NR	NR
2	ARUNACHAL PRADESH	NR	NR	NR
3	ASSAM	NR	NR	NR
4	BIHAR	NR	NR	NR
5	CHHATISGARH	NR	NR	NR
6	DELHI	NR	NR	NR
7	GOA	NR	NR	NR
8	GUJARAT	NR	NR	NR
9	HARYANA	NR	NR	NR
10	HIMACHAL PRADESH	NR	NR	NR
11	JAMMU AND KASHMIR	NR	NR	NR
12	JHARKHAND	NR	NR	NR
13	KARNATAKA	NR	NR	NR
14	KERALA	NR	NR	NR
15	MADHYA PRADESH	NR	NR	NR
16	MAHARASHTRA	NR	NR	NR
17	MANIPUR	NR	NR	NR
18	MEGHALAYA	NR	NR	NR
19	MIZORAM	NR	NR	NR
20	NAGALAND	NR	NR	NR
21	ODISHA	NR	NR	NR
22	PUDUCHERRY	NR	NR	NR
23	PUNJAB	NR	NR	NR
24	RAJASTHAN	NR	NR	NR
25	SIKKIM	NR	NR	NR
26	TAMIL NADU	NR	NR	NR
27	TRIPURA	NR	NR	NR
28	UTTARAKHAND	NR	NR	NR
29	UTTAR PRADESH	NR	NR	NR
30	WEST BENGAL	NR	NR	NR
31	ANDAMAN AND NICOBAR ISLANDS	NR	NR	NR
32	CHANDIGARH	NR	NR	NR
33	DADRA AND NAGAR HAVELI	NR	NR	NR
34	DAMAN AND DIU	NR	NR	NR
35	LAKSHADWEEP	NR	NR	NR
Grand Total		0	0	0

Note: Ministry of Labour & Empowerment has not so far provided information in the current year, consequently the State values have been adopted as zero.

Table - 5(B)

Minimum Wages Enforcement (including Farm Labour)
(Unit: Number)

Sl. No.	State/UT Name	Agriculture and Farm Workers: Claims filed (Number) April 2013-August 2013	Agriculture and Farm Workers: Claims settled (Number) April 2013-August 2013
		(3)	(4)
1	ANDHRA PRADESH	NR	NR
2	ARUNACHAL PRADESH	NR	NR
3	ASSAM	NR	NR
4	BIHAR	NR	NR
5	CHHATISGARH	NR	NR
6	DELHI	NR	NR
7	GOA	NR	NR
8	GUJARAT	NR	NR
9	HARYANA	NR	NR
10	HIMACHAL PRADESH	NR	NR
11	JAMMU AND KASHMIR	NR	NR
12	JHARKHAND	NR	NR
13	KARNATAKA	NR	NR
14	KERALA	NR	NR
15	MADHYA PRADESH	NR	NR
16	MAHARASHTRA	NR	NR
17	MANIPUR	NR	NR
18	MEGHALAYA	NR	NR
19	MIZORAM	NR	NR
20	NAGALAND	NR	NR
21	ODISHA	NR	NR
22	PUDUCHERRY	NR	NR
23	PUNJAB	NR	NR
24	RAJASTHAN	NR	NR
25	SIKKIM	NR	NR
26	TAMIL NADU	NR	NR
27	TRIPURA	NR	NR
28	UTTARAKHAND	NR	NR
29	UTTAR PRADESH	NR	NR
30	WEST BENGAL	NR	NR
31	ANDAMAN AND NICOBAR ISLANDS	NR	NR
32	CHANDIGARH	NR	NR
33	DADRA AND NAGAR HAVELI	NR	NR
34	DAMAN AND DIU	NR	NR
35	LAKSHADWEEP	NR	NR
Grand Total		0	0

Note: Ministry of Labour & Empowerment has not so far provided information in the current year, consequently the State values have been adopted as zero.

Table - 5(C)

Minimum Wages Enforcement (including Farm Labour)

Sl. No.	State/UT Name	Agriculture and Farm Workers: Prosecution cases Pending (Number) April 2013-August 2013	Agriculture and Farm Workers: Prosecution cases filed (Number) April 2013-August 2013	Agriculture and Farm Workers: Prosecution cases decided (Number) April 2013-August 2013
		(3)	(4)	(5)
1	ANDHRA PRADESH	NR	NR	NR
2	ARUNACHAL PRADESH	NR	NR	NR
3	ASSAM	NR	NR	NR
4	BIHAR	NR	NR	NR
5	CHHATISGARH	NR	NR	NR
6	DELHI	NR	NR	NR
7	GOA	NR	NR	NR
8	GUJARAT	NR	NR	NR
9	HARYANA	NR	NR	NR
10	HIMACHAL PRADESH	NR	NR	NR
11	JAMMU AND KASHMIR	NR	NR	NR
12	JHARKHAND	NR	NR	NR
13	KARNATAKA	NR	NR	NR
14	KERALA	NR	NR	NR
15	MADHYA PRADESH	NR	NR	NR
16	MAHARASHTRA	NR	NR	NR
17	MANIPUR	NR	NR	NR
18	MEGHALAYA	NR	NR	NR
19	MIZORAM	NR	NR	NR
20	NAGALAND	NR	NR	NR
21	ODISHA	NR	NR	NR
22	PUDUCHERRY	NR	NR	NR
23	PUNJAB	NR	NR	NR
24	RAJASTHAN	NR	NR	NR
25	SIKKIM	NR	NR	NR
26	TAMIL NADU	NR	NR	NR
27	TRIPURA	NR	NR	NR
28	UTTARAKHAND	NR	NR	NR
29	UTTAR PRADESH	NR	NR	NR
30	WEST BENGAL	NR	NR	NR
31	ANDAMAN AND NICOBAR ISLANDS	NR	NR	NR
32	CHANDIGARH	NR	NR	NR
33	DADRA AND NAGAR HAVELI	NR	NR	NR
34	DAMAN AND DIU	NR	NR	NR
35	LAKSHADWEEP	NR	NR	NR
Grand Total		0	0	0

Note: Ministry of Labour & Empowerment has not so far provided information in the current year, consequently the State values have been adopted as zero.

Table - 6(A)

Food security-Targeted Public Distribution system (APL+BPL+AAY)

Sl. No.	State/UT Name	Allocation of Food Grains (Tonnes) April 2013-August 2013	Off take (Tonnes) April 2013-August 2013	Percentage of offtake w.r.t. Allocation of Food Grains
(1)	(2)	(3)	(4)	(5)
1	ANDHRA PRADESH	15,92,840	11,33,174	71
2	ARUNACHAL PRADESH	42,315	42,875	101
3	ASSAM	7,86,190	7,79,828	99
4	BIHAR	15,43,280	16,78,274	109
5	CHHATISGARH	5,18,380	4,98,710	96
6	DELHI	2,49,550	2,35,370	94
7	GOA	26,265	30,115	115
8	GUJARAT	8,68,795	6,13,458	71
9	HARYANA	3,15,005	2,12,672	68
10	HIMACHAL PRADESH	2,19,975	2,09,447	95
11	JAMMU AND KASHMIR	3,15,335	3,21,011	102
12	JHARKHAND	5,66,105	4,75,417	84
13	KARNATAKA	10,20,720	11,18,044	110
14	KERALA	6,13,620	6,45,343	105
15	MADHYA PRADESH	11,40,215	11,17,752	98
16	MAHARASHTRA	19,82,935	17,72,438	89
17	MANIPUR	71,230	72,379	102
18	MEGHALAYA	78,575	78,894	100
19	MIZORAM	29,225	28,052	96
20	NAGALAND	52,865	62,630	118
21	ODISHA	9,13,280	8,57,281	94
22	PUDUCHERRY	25,130	22,128	88
23	PUNJAB	3,44,990	2,46,905	72
24	RAJASTHAN	9,08,125	8,97,829	99
25	SIKKIM	18,450	19,304	105
26	TAMIL NADU	15,51,180	13,45,602	87
27	TRIPURA	1,26,370	1,42,586	113
28	UTTARAKHAND	2,13,330	2,15,739	101
29	UTTAR PRADESH	30,28,548	27,13,912	90
30	WEST BENGAL	16,07,165	14,88,922	93
31	ANDAMAN AND NICOBAR ISLANDS	14,175	0	0
32	CHANDIGARH	15,325	10,517	69
33	DADRA AND NAGAR HAVELI	4,360	5,392	124
34	DAMAN AND DIU	2,355	226	10
35	LAKSHADWEEP	1,925	14	1
Grand Total		2,08,08,128	1,90,92,240	92

Very Good:(90% or above of targets)

ARUNACHAL PRADESH, ASSAM, BIHAR, CHHATISGARH, DELHI, GOA, HIMACHAL PRADESH, JAMMU AND KASHMIR, KARNATAKA, KERALA, MADHYA PRADESH, MANIPUR, MEGHALAYA, MIZORAM, NAGALAND, ODISHA, RAJASTHAN, SIKKIM, TRIPURA, UTTARAKHAND, UTTAR PRADESH, WEST BENGAL, DADRA AND NAGAR HAVELI

Good:(Between 80% to 90% targets)

JHARKHAND, MAHARASHTRA, PUDUCHERRY, TAMIL NADU

Poor:(Below 80% of targets)

ANDHRA PRADESH, GUJARAT, HARYANA, PUNJAB, ANDAMAN AND NICOBAR ISLANDS. CHANDIGARH. DAMAN AND DIU. LAKSHADWEEP

Food Security: Targeted Public Distribution System (APL+BPL+AAY)

Off take

% Achievement of Target
During April 2013 - August 2013

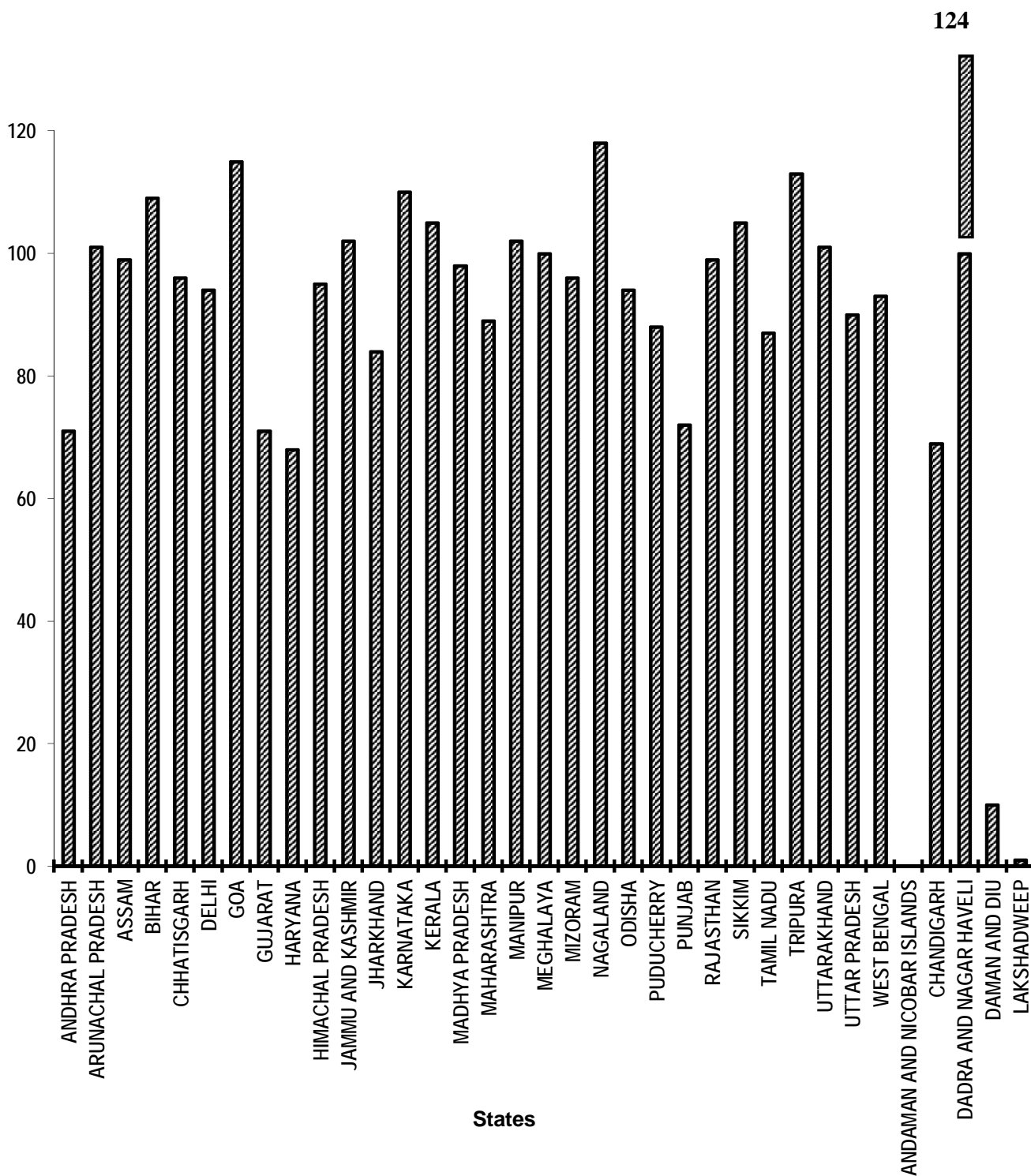


Table - 6(B)

Food security-Targeted Public Distribution system (only AAY)

Sl. No.	State/UT Name	Allocation of Food Grains (Tonnes) April 2013-August 2013	Off take (Tonnes) April 2013-August 2013	Percentage of offtake w.r.t. Allocation of Food Grains
(1)	(2)	(3)	(4)	(5)
1	ANDHRA PRADESH	2,72,620	2,22,535	82
2	ARUNACHAL PRADESH	6,655	7,147	107
3	ASSAM	1,23,205	1,22,602	100
4	BIHAR	4,37,675	5,03,220	115
5	CHHATISGARH	1,25,810	1,25,810	100
6	DELHI	26,285	17,424	66
7	GOA	2,545	3,054	120
8	GUJARAT	1,41,700	1,64,728	116
9	HARYANA	51,175	46,676	91
10	HIMACHAL PRADESH	34,475	34,239	99
11	JAMMU AND KASHMIR	44,745	43,955	98
12	JHARKHAND	1,60,635	1,79,480	112
13	KARNATAKA	1,99,090	2,17,639	109
14	KERALA	1,04,275	1,09,671	105
15	MADHYA PRADESH	2,76,775	2,72,980	99
16	MAHARASHTRA	4,31,200	4,08,272	95
17	MANIPUR	11,135	11,450	103
18	MEGHALAYA	12,285	12,285	100
19	MIZORAM	4,550	4,280	94
20	NAGALAND	8,320	8,967	108
21	ODISHA	2,21,300	2,25,455	102
22	PUDUCHERRY	5,645	5,874	104
23	PUNJAB	31,400	23,011	73
24	RAJASTHAN	1,63,120	1,59,363	98
25	SIKKIM	2,890	3,416	118
26	TAMIL NADU	3,26,310	3,76,821	115
27	TRIPURA	19,800	21,935	111
28	UTTARAKHAND	33,410	32,454	97
29	UTTAR PRADESH	7,16,510	7,21,200	101
30	WEST BENGAL	2,59,035	2,48,257	96
31	ANDAMAN AND NICOBAR ISLANDS	813	0	0
32	CHANDIGARH	260	40	15
33	DADRA AND NAGAR HAVELI	915	1,306	143
34	DAMAN AND DIU	265	26	10
35	LAKSHADWEEP	210	0	0
Grand Total		42,57,038	43,35,572	102

Very Good:(90% or above of targets)

ARUNACHAL PRADESH, ASSAM, BIHAR, CHHATISGARH, GOA, GUJARAT, HARYANA, HIMACHAL PRADESH, JAMMU AND KASHMIR, JHARKHAND, KARNATAKA, KERALA, MADHYA PRADESH, MAHARASHTRA, MANIPUR, MEGHALAYA, MIZORAM, NAGALAND, ODISHA, PUDUCHERRY, RAJASTHAN, SIKKIM, TAMIL NADU, TRIPURA, UTTARAKHAND, UTTAR PRADESH, WEST BENGAL, DADRA AND NAGAR HAVELI

Good:(Between 80% to 90% targets)

ANDHRA PRADESH

Poor:(Below 80% of targets)

DELHI, PUNJAB, ANDAMAN AND NICOBAR ISLANDS, CHANDIGARH, DAMAN AND DIU, LAKSHADWEEP

Food Security: Targeted Public Distribution System (Only Antyodaya Anna Yojana)

Off take

% Achievement of Target
During April 2013 - August 2013

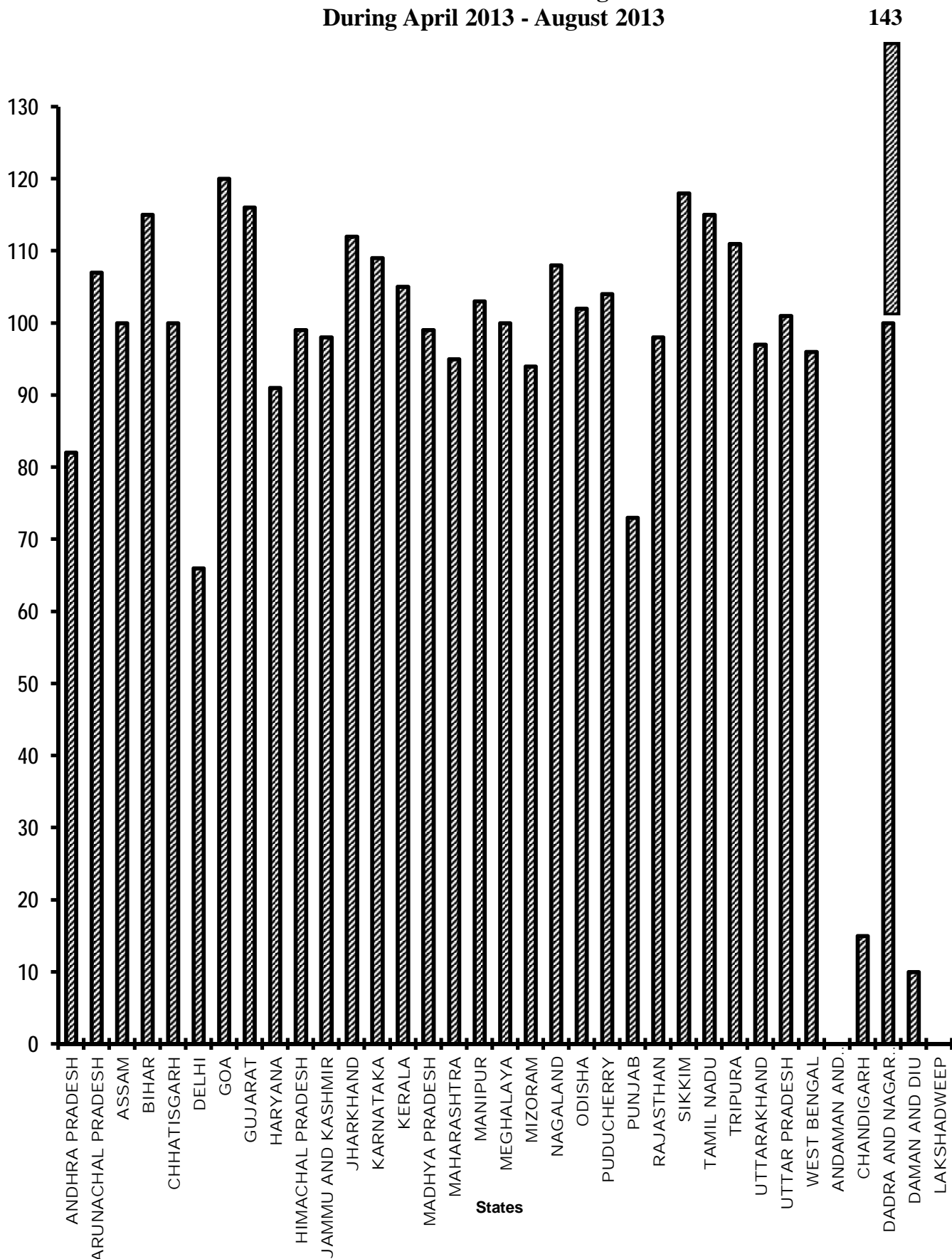


Table - 6(C)

Food Security - Targeted Public Distribution System (Only BPL)

Sl. No.	State/UT Name	Allocation of Food Grains (Tonnes) April 2013-August 2013	Off take (Tonnes) April 2013-August 2013	Percentage of offtake w.r.t. Allocation of Food Grains
(1)	(2)	(3)	(4)	(5)
1	ANDHRA PRADESH	4,38,370	3,48,617	80
2	ARUNACHAL PRADESH	10,635	11,202	105
3	ASSAM	1,98,010	1,97,344	100
4	BIHAR	7,03,905	8,21,301	117
5	CHHATISGARH	2,02,370	2,02,457	100
6	DELHI	45,290	41,271	91
7	GOA	2,305	2,730	118
8	GUJARAT	2,29,320	2,49,908	109
9	HARYANA	86,905	80,383	92
10	HIMACHAL PRADESH	55,475	45,906	83
11	JAMMU AND KASHMIR	84,040	81,437	97
12	JHARKHAND	2,58,320	2,87,764	111
13	KARNATAKA	3,48,525	3,61,687	104
14	KERALA	1,67,645	1,82,020	109
15	MADHYA PRADESH	4,45,090	5,57,353	125
16	MAHARASHTRA	7,12,260	7,07,894	99
17	MANIPUR	17,920	18,139	101
18	MEGHALAYA	19,740	19,740	100
19	MIZORAM	7,350	6,970	95
20	NAGALAND	13,380	14,907	111
21	ODISHA	4,85,655	4,87,055	100
22	PUDUCHERRY	8,985	8,484	94
23	PUNJAB	50,490	48,420	96
24	RAJASTHAN	2,62,305	2,61,256	100
25	SIKKIM	4,710	4,048	86
26	TAMIL NADU	5,24,680	5,68,235	108
27	TRIPURA	31,825	37,736	119
28	UTTARAKHAND	53,745	56,016	104
29	UTTAR PRADESH	11,52,313	11,53,168	100
30	WEST BENGAL	6,47,325	6,03,899	93
31	ANDAMAN AND NICOBAR ISLANDS	2,225	0	0
32	CHANDIGARH	1,565	1,477	94
33	DADRA AND NAGAR HAVELI	2,095	2,244	107
34	DAMAN AND DIU	435	108	25
35	LAKSHADWEEP	315	14	4
Grand Total		72,75,523	74,71,190	103

Very Good:(90% or above of targets)

ARUNACHAL PRADESH, ASSAM, BIHAR, CHHATISGARH, DELHI, GOA, GUJARAT, HARYANA, JAMMU AND KASHMIR, JHARKHAND, KARNATAKA, KERALA, MADHYA PRADESH, MAHARASHTRA, MANIPUR, MEGHALAYA, MIZORAM, NAGALAND, ODISHA, PUDUCHERRY, PUNJAB, RAJASTHAN, TAMIL NADU, TRIPURA, UTTARAKHAND, UTTAR PRADESH, WEST BENGAL, CHANDIGARH, DADRA AND NAGAR HAVELI

Good:(Between 80% to 90% targets)

ANDHRA PRADESH, HIMACHAL PRADESH, SIKKIM

Poor:(Below 80% of targets)

ANDAMAN AND NICOBAR ISLANDS, DAMAN AND DIU, LAKSHADWEEP

Food Security: Targeted Public Distribution System (Only BPL)

Off take

% Achievement of Target
During April 2013 - August 2013

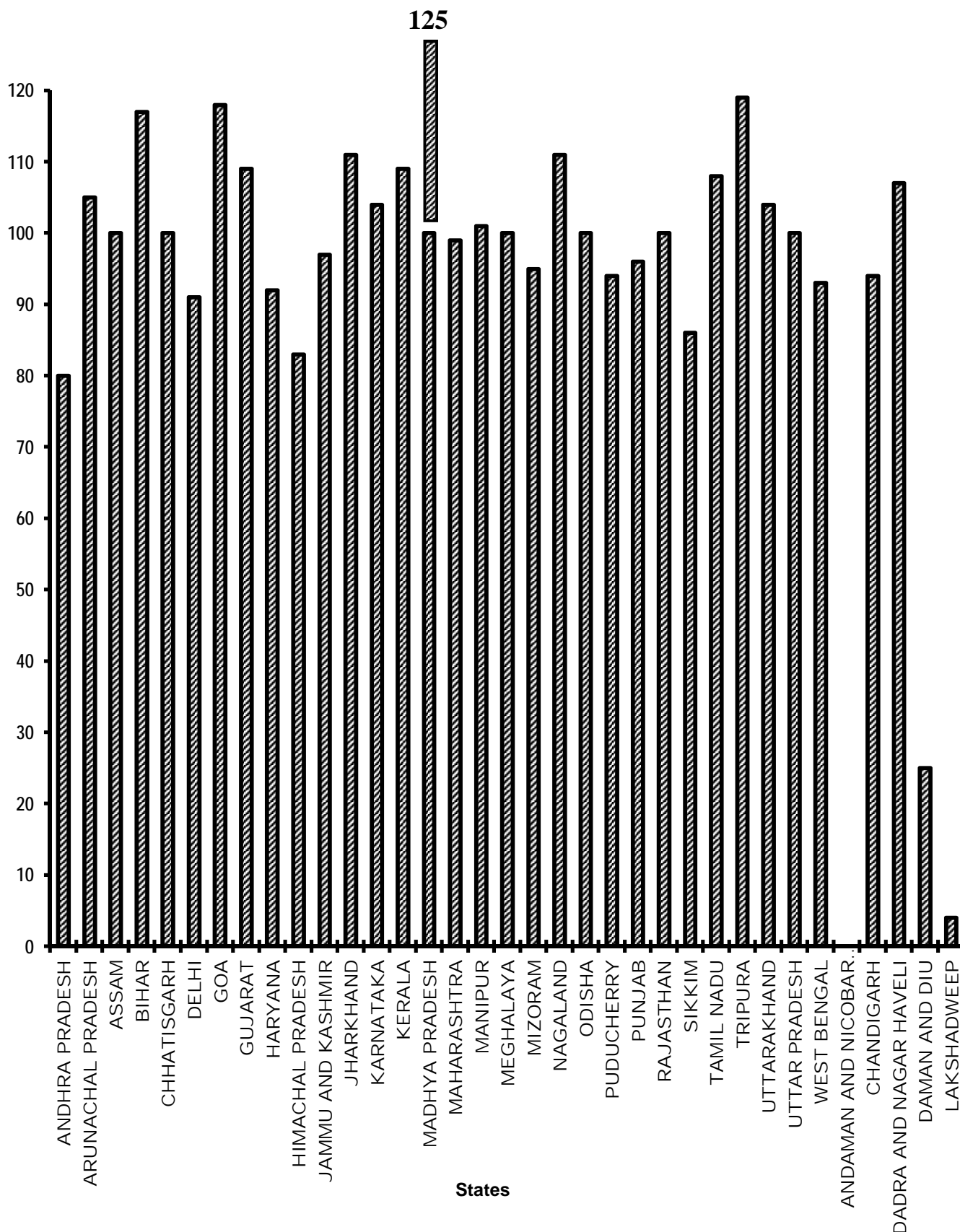


Table - 7

Rural Housing - Indira Awaas Yojana
Houses constructed
(Unit: Number)

Sl. No.	State/UT Name	Target		Achievement	Percent Achievement
		2013-2014	April 2013-August 2013	April 2013-August 2013	April 2013-August 2013
(1)	(2)	(3)	(4)	(5)	(5)/(4)
1	ANDHRA PRADESH	2,07,313	48,372	25,249	52
2	ARUNACHAL PRADESH	6,870	1,603	0	0
3	ASSAM	1,38,695	32,361	20,589	64
4	BIHAR	6,05,550	1,41,295	2,63,868	187
5	CHHATISGARH	48,004	11,200	5,524	49
6	GOA	1,393	324	724	223
7	GUJARAT	1,07,880	25,172	16,471	65
8	HARYANA	18,029	4,207	2,778	66
9	HIMACHAL PRADESH	7,064	1,647	59	4
10	JAMMU AND KASHMIR	15,952	6,645	6,254	94
11	JHARKHAND	67,153	15,668	18,374	117
12	KARNATAKA	87,816	20,489	34,114	166
13	KERALA	45,738	10,673	22,179	208
14	MADHYA PRADESH	1,12,936	26,353	3524 #	13
15	MAHARASHTRA	1,37,314	32,039	15,267	48
16	MANIPUR	8,011	1,869	2,403	129
17	MEGHALAYA	13,865	3,234	3,073	95
18	MIZORAM	3,661	854	926 #	108
19	NAGALAND	10,439	2,436	0	0
20	ODISHA	1,28,057	29,881	25,624	86
21	PUDUCHERRY	1,065	250	4	2
22	PUNJAB	19,531	4,557	2,384	52
23	RAJASTHAN	85,460	19,941	13,064	66
24	SIKKIM	1,436	336	0	0
25	TAMIL NADU	88,436	20,636	426	2
26	TRIPURA	13,368	3,120	0	0
27	UTTARAKHAND	14,012	3,269	1,425	44
28	UTTAR PRADESH	2,97,223	69,351	71,646	103
29	WEST BENGAL	1,85,594	43,304	29,025	67
30	ANDAMAN AND NICOBAR ISLANDS	2,081	485	125	26
31	DADRA AND NAGAR HAVELI	419	98	3	3
32	DAMAN AND DIU	162	37	0	0
33	LAKSHADWEEP	188	44	6	14
Grand Total		24,80,715	5,81,750	5,85,108	101

Very Good:(90% or above of targets)

BIHAR, GOA, JAMMU AND KASHMIR, JHARKHAND, KARNATAKA, KERALA, MANIPUR, MEGHALAYA, MIZORAM, UTTAR PRADESH

Good:(Between 80% to 90% targets)

ODISHA

Poor:(Below 80% of targets)

ANDHRA PRADESH, ARUNACHAL PRADESH, ASSAM, CHHATISGARH, GUJARAT, HARYANA, HIMACHAL PRADESH, MADHYA PRADESH, MAHARASHTRA, NAGALAND, PUDUCHERRY, PUNJAB, RAJASTHAN, SIKKIM, TAMIL NADU, TRIPURA, UTTARAKHAND, WEST BENGAL, ANDAMAN AND NICOBAR ISLANDS, DADRA AND NAGAR HAVELI, DAMAN AND DIU, LAKSHADWEEP

Note: # Previous month figures have been repeated

Rural Housing - Indira Awaas Yojana

Houses constructed
% Achievement of Target
During April 2013 - August 2013

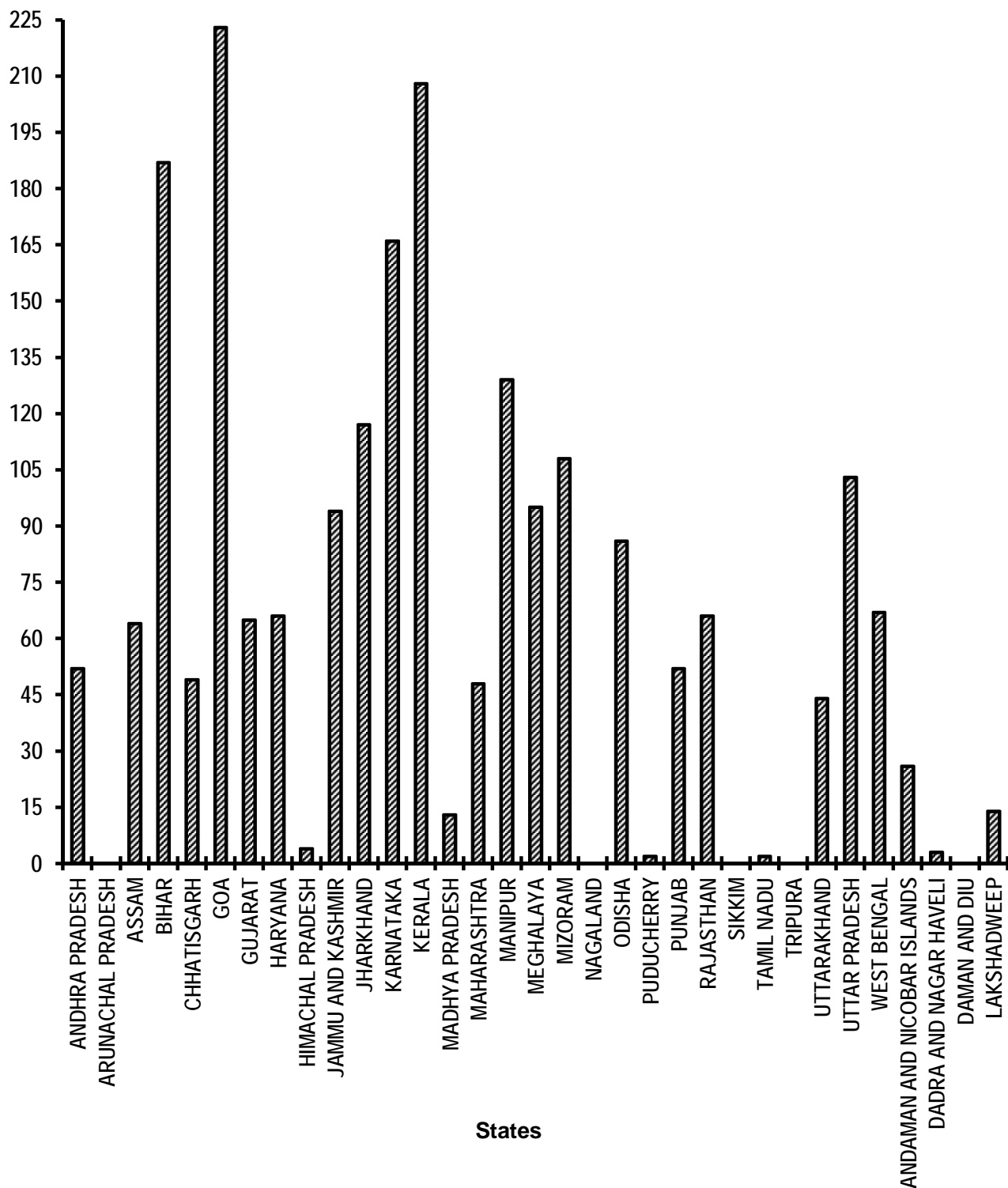


Table - 8

EWS/LIG Houses in Urban Areas
Houses constructed
(Unit: Number)

Sl. No.	State/UT Name	Target Δ		Achievement	Percent Achievement
		2013-2014	April 2013-August 2013	April 2013-August 2013	April 2013-August 2013
(1)	(2)	(3)	(4)	(5)	(5)/(4)
1	ANDHRA PRADESH	12,500	5,207	7,830	150
2	ARUNACHAL PRADESH	225	93	100	108
3	ASSAM	1,900	791	0	0
4	BIHAR	11,000	4,583	384	8
5	CHHATISGARH	11,000	4,583	6,928	151
6	DELHI	12,500	5,208	3,865	74
7	GOA	35	14	6	43
8	GUJARAT	12,500	5,208	362	7
9	HARYANA	2,075	864	56	6
10	HIMACHAL PRADESH	375	155	NR	0
11	JAMMU AND KASHMIR	2,500	1,041	NR	0
12	JHARKHAND	5,000	2,083	1,259	60
13	KARNATAKA	2,500	1,041	3,242	311
14	KERALA	5,000	2,083	178	9
15	MADHYA PRADESH	12,500	5,208	615 #	12
16	MAHARASHTRA	40,000	16,666	5,359	32
17	MANIPUR	1,000	416	NR	0
18	MEGHALAYA	250	103	0	0
19	MIZORAM	500	208	0 #	0
20	NAGALAND	750	313	NR	0
21	ODISHA	2,250	936	0	0
22	PUDUCHERRY	550	228	0	0
23	PUNJAB	4,000	1,666	0	0
24	RAJASTHAN	7,500	3,125	1,493	48
25	SIKKIM	60	25	10	40
26	TAMIL NADU	15,000	6,250	959	15
27	TRIPURA	250	103	104	101
28	UTTARAKHAND	1,250	520	0	0
29	UTTAR PRADESH	15,000	6,250	52	1
30	WEST BENGAL	17,500	7,291	1,824	25
31	ANDAMAN AND NICOBAR ISLANDS	10	4	NR	0
32	CHANDIGARH	2,500	1,041	0	0
33	DADRA AND NAGAR HAVELI	20	8	0	0
Grand Total		2,00,000	83,315	34,626	42

Very Good:(90% or above of targets)

ANDHRA PRADESH, ARUNACHAL PRADESH, CHHATISGARH, KARNATAKA, TRIPURA

Poor:(Below 80% of targets)

ASSAM, BIHAR, DELHI, GOA, GUJARAT, HARYANA, HIMACHAL PRADESH, JAMMU AND KASHMIR, JHARKHAND, KERALA, MADHYA PRADESH, MAHARASHTRA, MANIPUR, MEGHALAYA, MIZORAM, NAGALAND, ODISHA, PUDUCHERRY, PUNJAB, RAJASTHAN, SIKKIM, TAMIL NADU, UTTARAKHAND, UTTAR PRADESH, WEST BENGAL, ANDAMAN AND NICOBAR ISLANDS, CHANDIGARH, DADRA AND NAGAR HAVELI

Note: Δ Previous year targets have been repeated provisionally

Previous month figures have been repeated

EWS/LIG Houses in Urban Areas

Houses constructed
% Achievement of Target
During April 2013 - August 2013

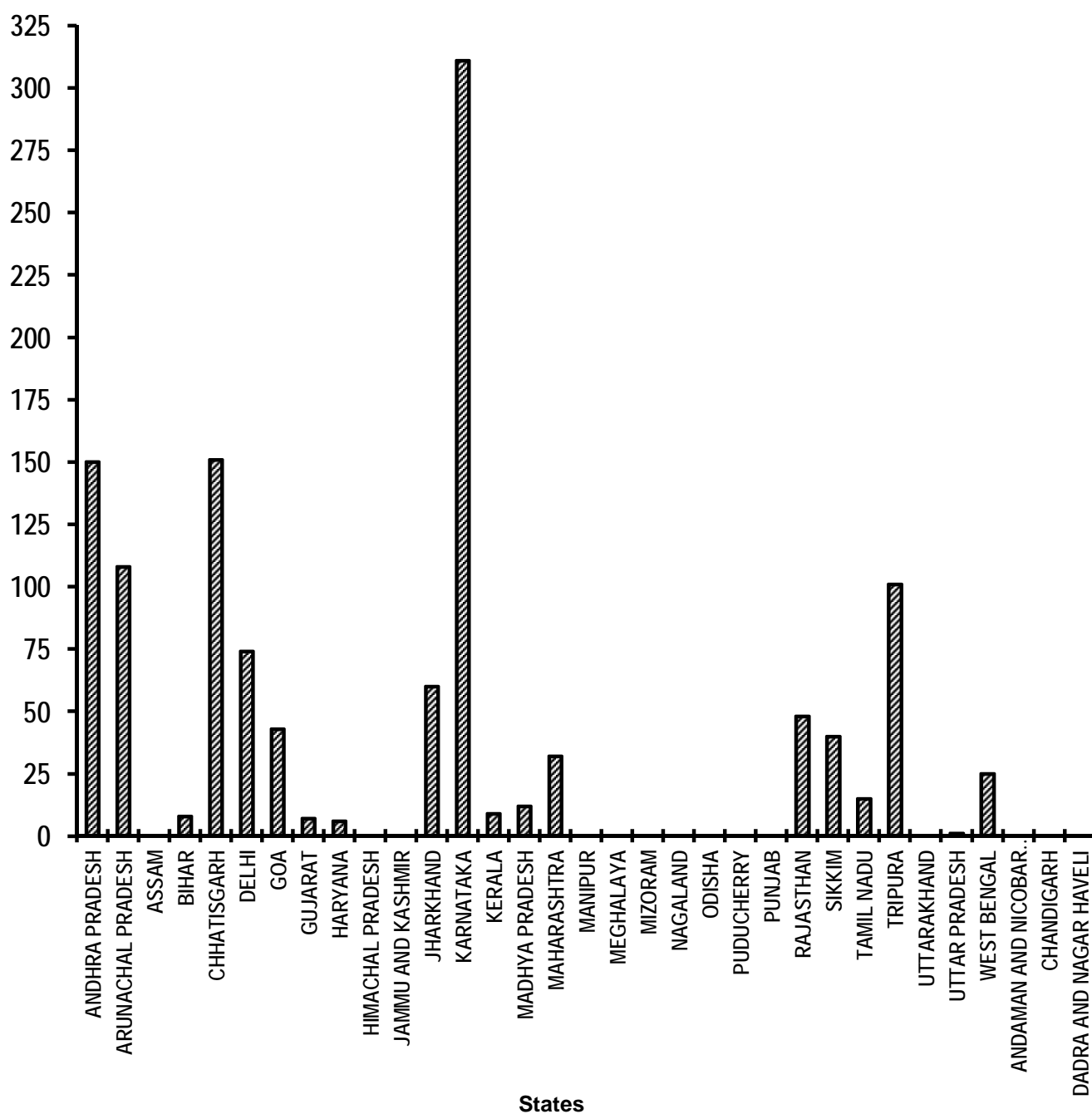


Table - 9(A)

Rural Areas: National Rural Drinking Water Programme (NRDWP)
Habitations covered (Partially covered & Slipped back)
(Unit: Number)

Sl. No.	State/UT Name	Target		Achievement	Percent Achievement
		2013-2014	April 2013-August 2013	April 2013-August 2013	April 2013-August 2013
(1)	(2)	(3)	(4)	(5)	(5)/(4)
1	ANDHRA PRADESH	5,581	1,226	665	54
2	ARUNACHAL PRADESH	285	60	10 *	17
3	ASSAM	4,050	893	327	37
4	BIHAR	9,000	1,980	590	30
5	CHHATISGARH	8,100	1,782	1,202	67
6	GUJARAT	875	191	679	355
7	HARYANA	807	177	114	64
8	HIMACHAL PRADESH	2,500	550	835	152
9	JAMMU AND KASHMIR	948	207	90	43
10	JHARKHAND	12,024	2,647	797	30
11	KARNATAKA	7,700	1,694	957	56
12	KERALA	774	169	83	49
13	MADHYA PRADESH	11,300	2,486	4831 *	194
14	MAHARASHTRA	4,136	910	400	44
15	MANIPUR	250	57	56	98
16	MEGHALAYA	559	124	12	10
17	MIZORAM	45	8	21 *	262
18	NAGALAND	34	7	0 #	0
19	ODISHA	10,873	2,391	5,209	218
20	PUDUCHERRY	17	3	0	0
21	PUNJAB	1,529	337	209	62
22	RAJASTHAN	1,590	351	144	41
23	SIKKIM	200	44	7	16
24	TAMIL NADU	5,460	1,201	66	5
25	TRIPURA	28	7	172	2,457
26	UTTARAKHAND	1,073	235	296	126
27	UTTAR PRADESH	24,000	5,280	0	0
28	WEST BENGAL	2,755	608	1,116	184
Grand Total		1,16,493	25,625	18,888	74

Very Good:(90% or above of targets)

GUJARAT, HIMACHAL PRADESH, MADHYA PRADESH, MANIPUR, MIZORAM, ODISHA, TRIPURA, UTTARAKHAND, WEST BENGAL

Poor:(Below 80% of targets)

ANDHRA PRADESH, ARUNACHAL PRADESH, ASSAM, BIHAR, CHHATISGARH, HARYANA, JAMMU AND KASHMIR, JHARKHAND, KARNATAKA, KERALA, MAHARASHTRA, MEGHALAYA, NAGALAND, PUDUCHERRY, PUNJAB, RAJASTHAN, SIKKIM, TAMIL NADU, UTTAR PRADESH

Note: # Previous month figures have been repeated

* The figures have been reconciled with that of M/o Drinking Water & Sanitation

Rural Areas- National Rural Drinking Water Programme (NRDWP)

Habitations covered (Partially Covered & Slipped back)

% Achievement of Target

During April 2013 - August 2013

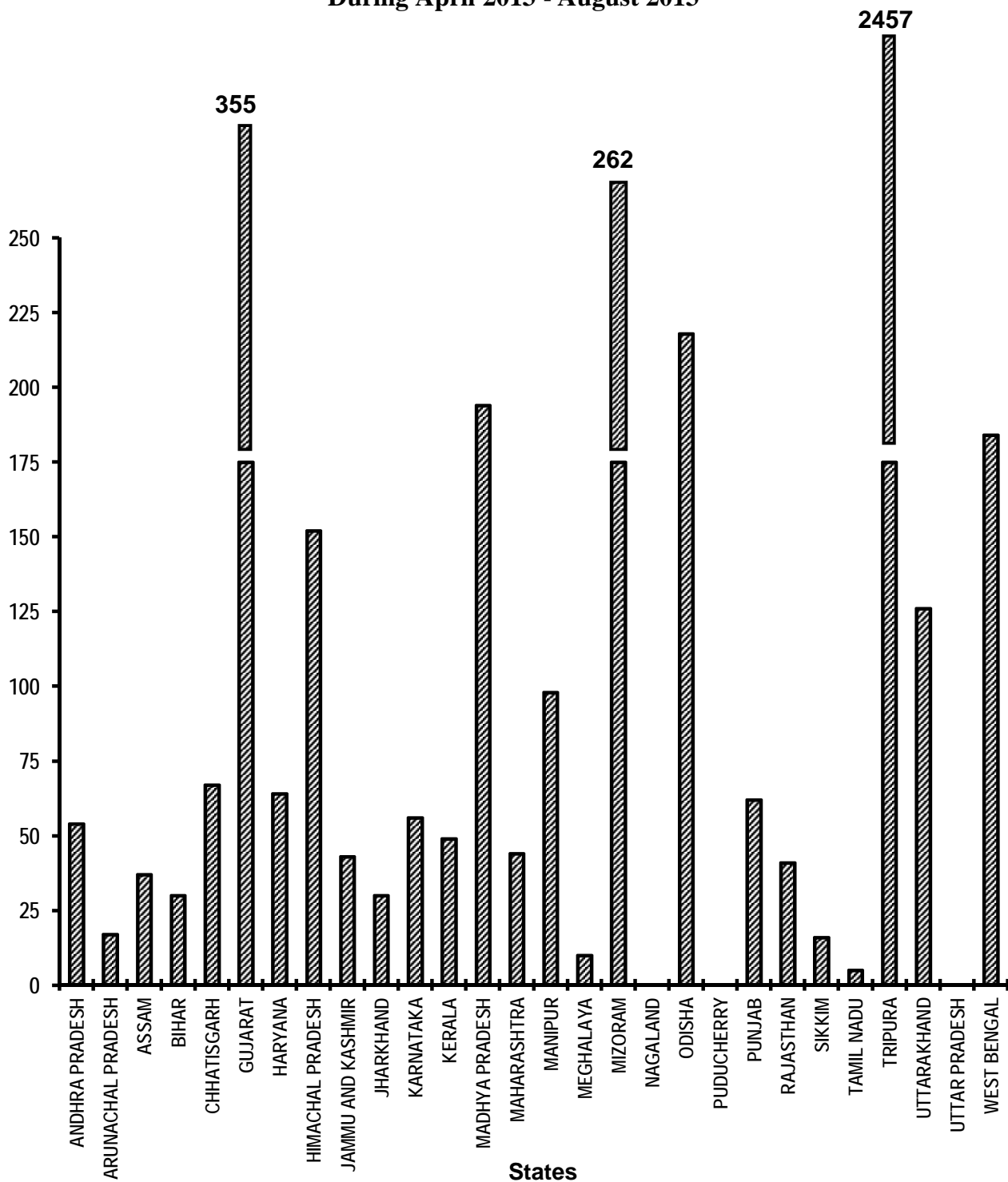


Table - 9(B)

Rural Areas: National Rural Drinking Water Programme (NRDWP)
Coverage of water quality affected habitations
(Unit: Number)

		Target		Achievement	Percent Achievement
Sl. No.	State/UT Name	2013-2014	April 2013- August 2013	April 2013- August 2013	April 2013- August 2013
(1)	(2)	(3)	(4)	(5)	(5)/(4)
1	ANDHRA PRADESH	217	51	8	16
2	ASSAM	3,125	689	276	40
3	BIHAR	4,832	1,063	322	30
4	CHHATISGARH	2,600	572	107	19
5	GUJARAT	175	37	39	105
6	HARYANA	11	3	4	133
7	JAMMU AND KASHMIR	7	-	0	-
8	JHARKHAND	108	22	4 *	18
9	KARNATAKA	2,678	587	143	24
10	KERALA	150	36	9 *	25
11	MADHYA PRADESH	1,750	388	149 *	38
12	MAHARASHTRA	577	125	41	33
13	MEGHALAYA	57	14	0	0
14	NAGALAND	51	14	0 #	0
15	ODISHA	2,627	579	490	85
16	PUDUCHERRY	6	-	0	-
17	PUNJAB	410	88	1 *	1
18	RAJASTHAN	1,400	308	127	41
19	TAMIL NADU	540	118	5	4
20	TRIPURA	1,150	256	265	104
21	UTTAR PRADESH	1,000	220	0	0
22	WEST BENGAL	1,845	404	221	55
Grand Total		25,316	5,574	2,211	40

Very Good:(90% or above of targets)

GUJARAT, HARYANA, TRIPURA

Good:(Between 80% to 90% targets)

ODISHA

Poor:(Below 80% of targets)

ANDHRA PRADESH, ASSAM, BIHAR, CHHATISGARH, JHARKHAND, KARNATAKA, KERALA, MADHYA PRADESH, MAHARASHTRA, MEGHALAYA, NAGALAND, PUNJAB, RAJASTHAN, TAMIL NADU, UTTAR PRADESH, WEST BENGAL

Note: # Previous month figures have been repeated

* The figures have been reconciled with that of M/o Drinking Water & Sanitation

Rural Areas- National Rural Drinking Water Programme (NRDWP)

Coverage of Water Quality Affected Habitations

% Achievement of Target
During April 2013 - August 2013

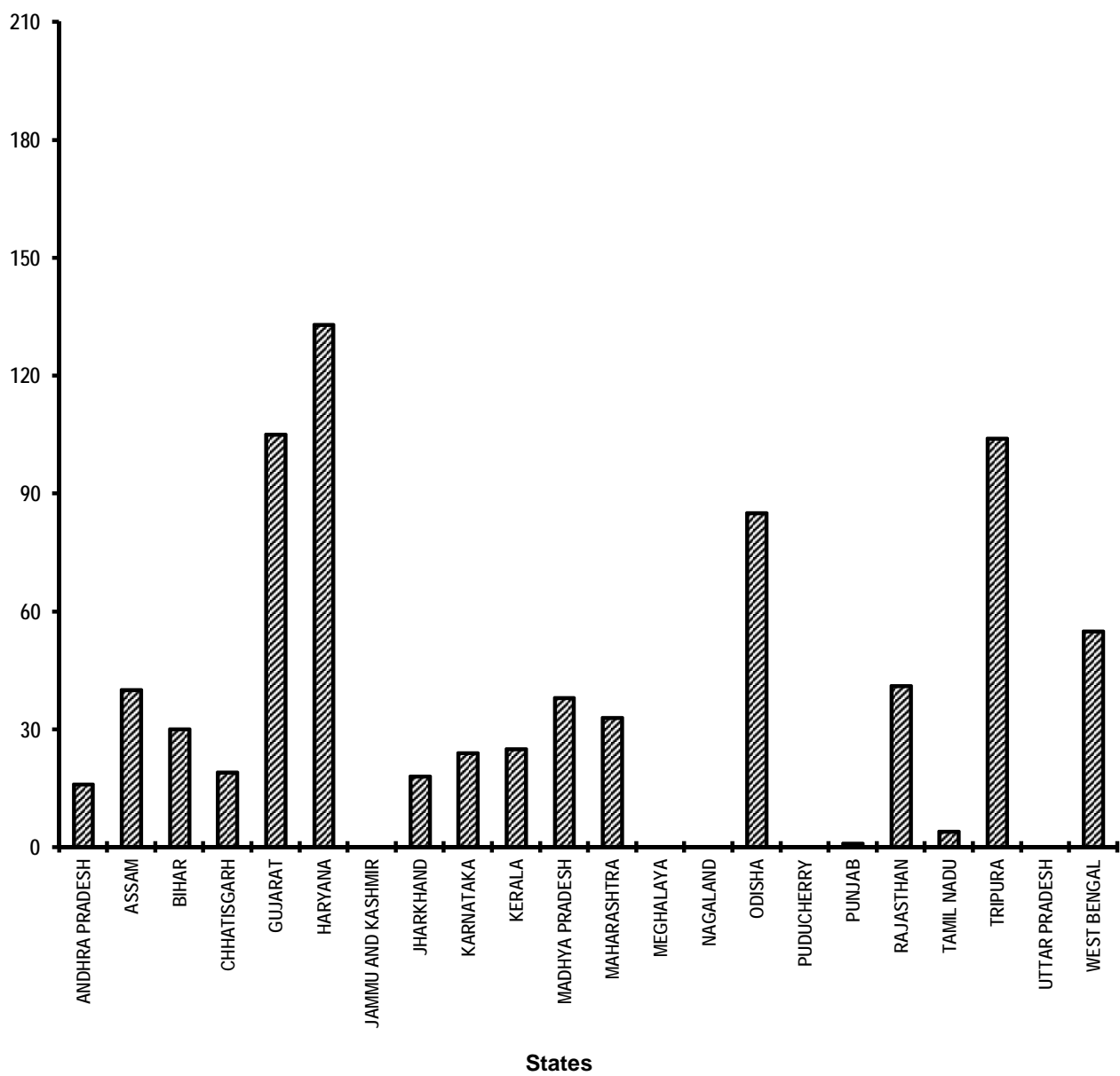


Table - 10

Sanitation Programme in Rural Areas
(Unit: Number)

Sl. No.	State/UT Name	Individual Household latrines constructed (Number) April 2013-August 2013
(1)	(2)	(3)
1	ANDHRA PRADESH	1,18,002
2	ARUNACHAL PRADESH	2,448
3	ASSAM	39,639
4	BIHAR	97,917
5	CHHATISGARH	13,963
6	DELHI	0
7	GOA	0
8	GUJARAT	42,902
9	HARYANA	23,815
10	HIMACHAL PRADESH	3,628
11	JAMMU AND KASHMIR	5,999
12	JHARKHAND	21,767
13	KARNATAKA	1,06,587
14	KERALA	2,532
15	MADHYA PRADESH	1,27,019
16	MAHARASHTRA	92,101
17	MANIPUR	21,137
18	MEGHALAYA	3,603
19	MIZORAM	3,970
20	NAGALAND	13,956
21	ODISHA	11,032
22	PUDUCHERRY	0
23	PUNJAB	591
24	RAJASTHAN	81,221
25	SIKKIM	855
26	TAMIL NADU	1,05,564
27	TRIPURA	3,417
28	UTTARAKHAND	28,008
29	UTTAR PRADESH	1,62,478
30	WEST BENGAL	1,78,582
31	ANDAMAN AND NICOBAR ISLANDS	0
32	CHANDIGARH	0
33	DADRA AND NAGAR HAVELI	0
34	DAMAN AND DIU	0
35	LAKSHADWEEP	0
Grand Total		13,12,733

Table - 11

Institutional Delivery
(Unit: Number)

		Delivery in institutions (Number) April 2013- August 2013
Sl. No.	State/UT Name	
(1)	(2)	(3)
1	ANDHRA PRADESH	4,85,924
2	ARUNACHAL PRADESH	0
3	ASSAM	0
4	BIHAR	5,82,864
5	CHHATISGARH	1,10,872
6	DELHI	1,12,347
7	GOA	6,595
8	GUJARAT	3,82,937
9	HARYANA	70,968
10	HIMACHAL PRADESH	31,264
11	JAMMU AND KASHMIR	59,715
12	JHARKHAND	1,26,791
13	KARNATAKA	3,45,764
14	KERALA	2,01,484
15	MADHYA PRADESH	0 #
16	MAHARASHTRA	5,55,405
17	MANIPUR	8,367
18	MEGHALAYA	13,028
19	MIZORAM	5688 #
20	NAGALAND	0
21	ODISHA	2,54,187
22	PUDUCHERRY	16,901
23	PUNJAB	1,07,092
24	RAJASTHAN	5,36,598
25	SIKKIM	2,663
26	TAMIL NADU	4,25,895
27	TRIPURA	16,912
28	UTTARAKHAND	45,882
29	UTTAR PRADESH	9,57,620
30	WEST BENGAL	3,66,918
31	ANDAMAN AND NICOBAR ISLANDS	2,090
32	CHANDIGARH	9,615
33	DADRA AND NAGAR HAVELI	3,003
34	DAMAN AND DIU	1,218
35	LAKSHADWEEP	307
Grand Total		58,46,914

Note: # Previous month figures have been repeated

Table - 12(A)

**SC families assisted under SCA to SCSP & NSFDC
(Unit: Number)**

Sl. No.	State/UT Name	Target		Achievement	Percent Achievement
		2013-2014	April 2013-August 2013	April 2013-August 2013	April 2013-August 2013
(1)	(2)	(3)	(4)	(5)	(5)/(4)
1	ANDHRA PRADESH	1,21,813	44,665	0	0
2	ASSAM	11,637	4,268	1,782	42
3	BIHAR	11,982	4,395	1,93,106	4,394
4	CHHATISGARH	98,071	35,960	0	0
5	DELHI	680	249	1,916	769
6	GOA	16,804	6,160	14	0
7	GUJARAT	14,130	5,182	18,884	364
8	HARYANA	19,394	7,111	9,530	134
9	HIMACHAL PRADESH	11,515	4,224	9,626	228
10	JAMMU AND KASHMIR	5,713	2,095	362	17
11	JHARKHAND	16,574	6,077	81,841	1,347
12	KARNATAKA	66,871	24,520	23,529	96
13	KERALA	14,457	5,302	9,675	182
14	MADHYA PRADESH	66,098	24,237	33,677 #	139
15	MAHARASHTRA	41,759	15,312	32,770	214
16	MANIPUR	650	237	0	0
17	ODISHA	41,473	15,207	7,690	51
18	PUDUCHERRY	608	225	397	176
19	PUNJAB	30,838	11,308	42	0
20	RAJASTHAN	46,649	17,104	3,991	23
21	SIKKIM	352	127	850	669
22	TAMIL NADU	57,573	21,110	3,348	16
23	TRIPURA	6,370	2,337	130	6
24	UTTARAKHAND	8,347	3,060	2,668	87
25	UTTAR PRADESH	1,69,519	62,157	29,456	47
26	WEST BENGAL	82,224	30,150	61,942	205
27	CHANDIGARH	905	330	434	132
Grand Total		9,63,006	3,53,109	5,27,660	149

Very Good:(90% or above of targets)

BIHAR, DELHI, GUJARAT, HARYANA, HIMACHAL PRADESH, JHARKHAND, KARNATAKA, KERALA, MADHYA PRADESH, MAHARASHTRA, PUDUCHERRY, SIKKIM, WEST BENGAL, CHANDIGARH

Good:(Between 80% to 90% targets)

UTTARAKHAND

Poor:(Below 80% of targets)

ANDHRA PRADESH, ASSAM, CHHATISGARH, GOA, JAMMU AND KASHMIR, MANIPUR, ODISHA, PUNJAB, RAJASTHAN, TAMIL NADU, TRIPURA, UTTAR PRADESH

Note: # Previous month figures have been repeated

SC Families Assisted under SCA to SCSP & NSFDC

% Achievement of Target
During April 2013 - August 2013

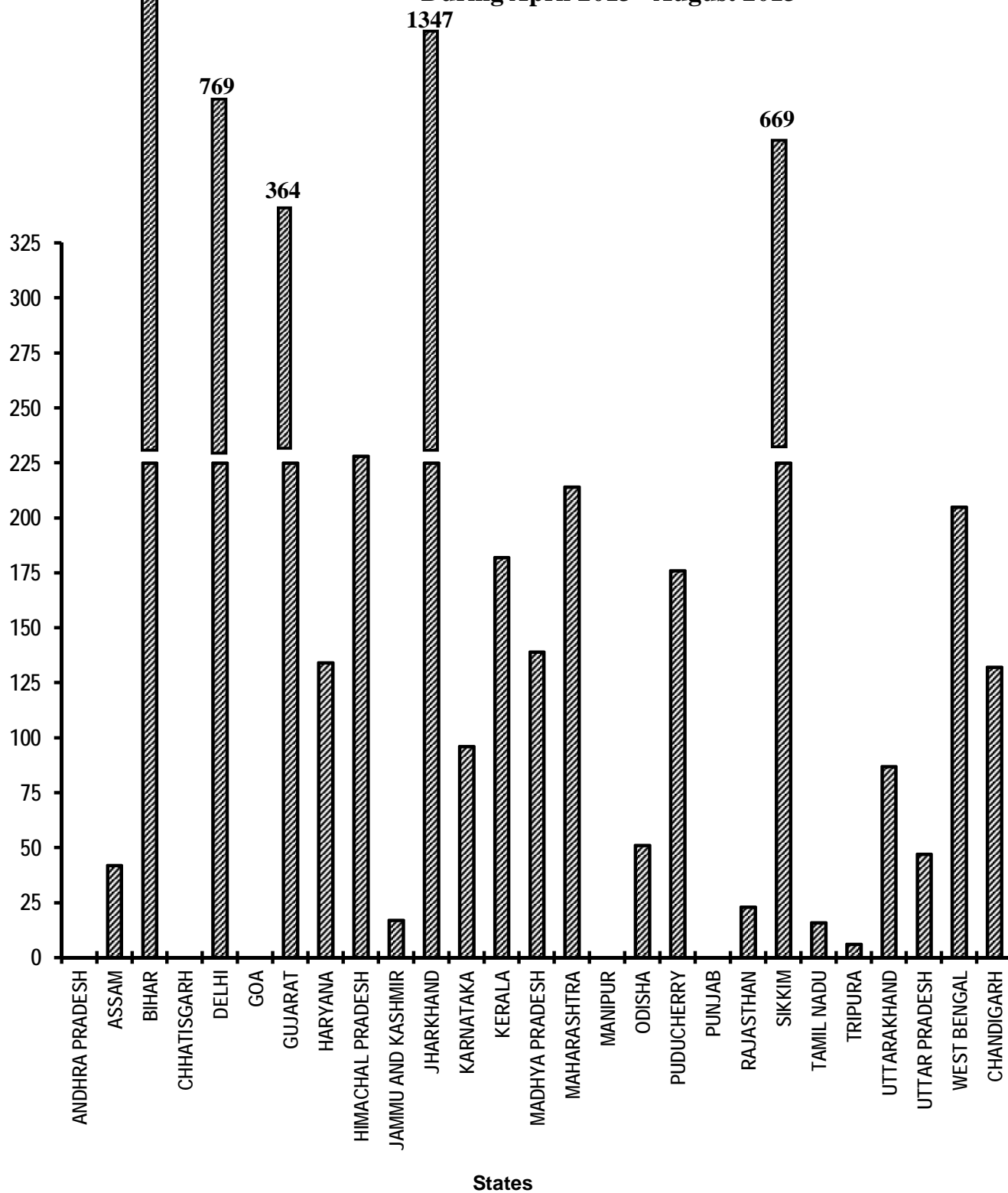


Table - 12(B)

SC students assisted under post matric scholarship
(Unit: Number)

Sl. No.	State/UT Name	Target		Achievement *	Percent Achievement
		2013-2014	April 2013-August 2013	April 2013-August 2013	April 2013-August 2013
(1)	(2)	(3)	(4)	(5)	(5)/(4)
1	ANDHRA PRADESH	7,11,017	2,60,705	NR	0
2	ASSAM	25,962	9,521	NR	0
3	BIHAR	1,42,877	52,387	NR	0
4	CHHATISGARH	94,548	34,667	NR	0
5	DELHI	18,725	6,864	NR	0
6	GOA	212	78	NR	0
7	GUJARAT	1,09,199	40,040	0	0
8	HARYANA	78,120	28,644	2,285	8
9	HIMACHAL PRADESH	16,050	5,886	NR	0
10	JAMMU AND KASHMIR	8,429	3,090	NR	0
11	JHARKHAND	14,142	5,187	NR	0
12	KARNATAKA	3,30,530	1,21,193	0	0
13	KERALA	1,26,048	46,217	29,758	64
14	MADHYA PRADESH	2,59,774	95,250	NR	0
15	MAHARASHTRA	6,16,660	2,26,109	NR	0
16	MANIPUR	4,757	1,743	NR	0
17	ODISHA	1,11,642	40,937	NR	0
18	PUDUCHERRY	9,568	3,508	0	0
19	PUNJAB	96,936	35,542	0	0
20	RAJASTHAN	2,97,488	1,09,081	1,06,019	97
21	SIKKIM	439	161	NR	0
22	TAMIL NADU	8,40,325	3,08,120	1,83,173	59
23	TRIPURA	33,454	12,266	NR	0
24	UTTARAKHAND	71,312	26,148	NR	0
25	UTTAR PRADESH	8,82,070	3,23,427	NR	0
26	WEST BENGAL	6,00,247	2,20,090	NR	0
27	CHANDIGARH	-	-	NR	-
Grand Total		55,00,531	20,16,861	3,21,235	16

Very Good:(90% or above of targets)

RAJASTHAN

Poor:(Below 80% of targets)

ANDHRA PRADESH, ASSAM, BIHAR, CHHATISGARH, DELHI, GOA, GUJARAT, HARYANA, HIMACHAL PRADESH, JAMMU AND KASHMIR, JHARKHAND, KARNATAKA, KERALA, MADHYA PRADESH, MAHARASHTRA, MANIPUR, ODISHA, PUDUCHERRY, PUNJAB, SIKKIM, TAMIL NADU, TRIPURA, UTTARAKHAND, UTTAR PRADESH, WEST BENGAL

Note: * So far Haryana, Kerala, Rajasthan and Tamil Nadu have furnished information on this parameter. States of Gujarat, Karnataka, Puducherry and Punjab have reported zero information. All other States have not furnished information, consequently their performance has also been taken as zero.

Table - 13

Universalization of ICDS Scheme
ICDS Blocks Operational (Cumulative)
(Unit: Number)

Sl. No.	State/UT Name	Target		Achievement	Percent Achievement
		2013-2014	April 2013-August 2013	April 2013-August 2013	April 2013-August 2013
(1)	(2)	(3)	(4)	(5)	(5)/(4)
1	ANDHRA PRADESH	395	395	406	103
2	ARUNACHAL PRADESH	95	95	93	98
3	ASSAM	231	231	231	100
4	BIHAR	544	544	544	100
5	CHHATISGARH	220	220	220	100
6	DELHI	95	95	95	100
7	GOA	11	11	11	100
8	GUJARAT	336	336	336	100
9	HARYANA	148	148	148	100
10	HIMACHAL PRADESH	78	78	78	100
11	JAMMU AND KASHMIR	141	141	141	100
12	JHARKHAND	212	212	204	96
13	KARNATAKA	204	204	204	100
14	KERALA	258	258	258	100
15	MADHYA PRADESH	453	453	453 #	100
16	MAHARASHTRA	553	553	553	100
17	MANIPUR	42	42	42	100
18	MEGHALAYA	41	41	41	100
19	MIZORAM	27	27	27 #	100
20	NAGALAND	59	59	59	100
21	ODISHA	338	338	338	100
22	PUDUCHERRY	5	5	5	100
23	PUNJAB	154	154	154	100
24	RAJASTHAN	304	304	304	100
25	SIKKIM	13	13	13	100
26	TAMIL NADU	434	434	434	100
27	TRIPURA	56	56	56	100
28	UTTARAKHAND	105	105	105	100
29	UTTAR PRADESH	897	897	873	97
30	WEST BENGAL	575	575	446	78
31	ANDAMAN AND NICOBAR ISLANDS	5	5	5	100
32	CHANDIGARH	3	3	3	100
33	DADRA AND NAGAR HAVELI	2	2	2	100
34	DAMAN AND DIU	2	2	2	100
35	LAKSHADWEEP	9	9	9	100
Grand Total		7,045	7,045	6,893	98

Very Good:(90% or above of targets)

ANDHRA PRADESH, ARUNACHAL PRADESH, ASSAM, BIHAR, CHHATISGARH, DELHI, GOA, GUJARAT, HARYANA, HIMACHAL PRADESH, JAMMU AND KASHMIR, JHARKHAND, KARNATAKA, KERALA, MADHYA PRADESH, MAHARASHTRA, MANIPUR, MEGHALAYA, MIZORAM, NAGALAND, ODISHA, PUDUCHERRY, PUNJAB, RAJASTHAN, SIKKIM, TAMIL NADU, TRIPURA, UTTARAKHAND, UTTAR PRADESH, ANDAMAN AND NICOBAR ISLANDS, CHANDIGARH, DADRA AND NAGAR HAVELI, DAMAN AND DIU, LAKSHADWEEP

Poor:(Below 80% of targets)

WEST BENGAL

Note: # Previous month figures have been repeated

Universalization of ICDS Scheme

ICDS Blocks Operational (Cumulative)

% Achievement of Target
During April 2013- August 2013

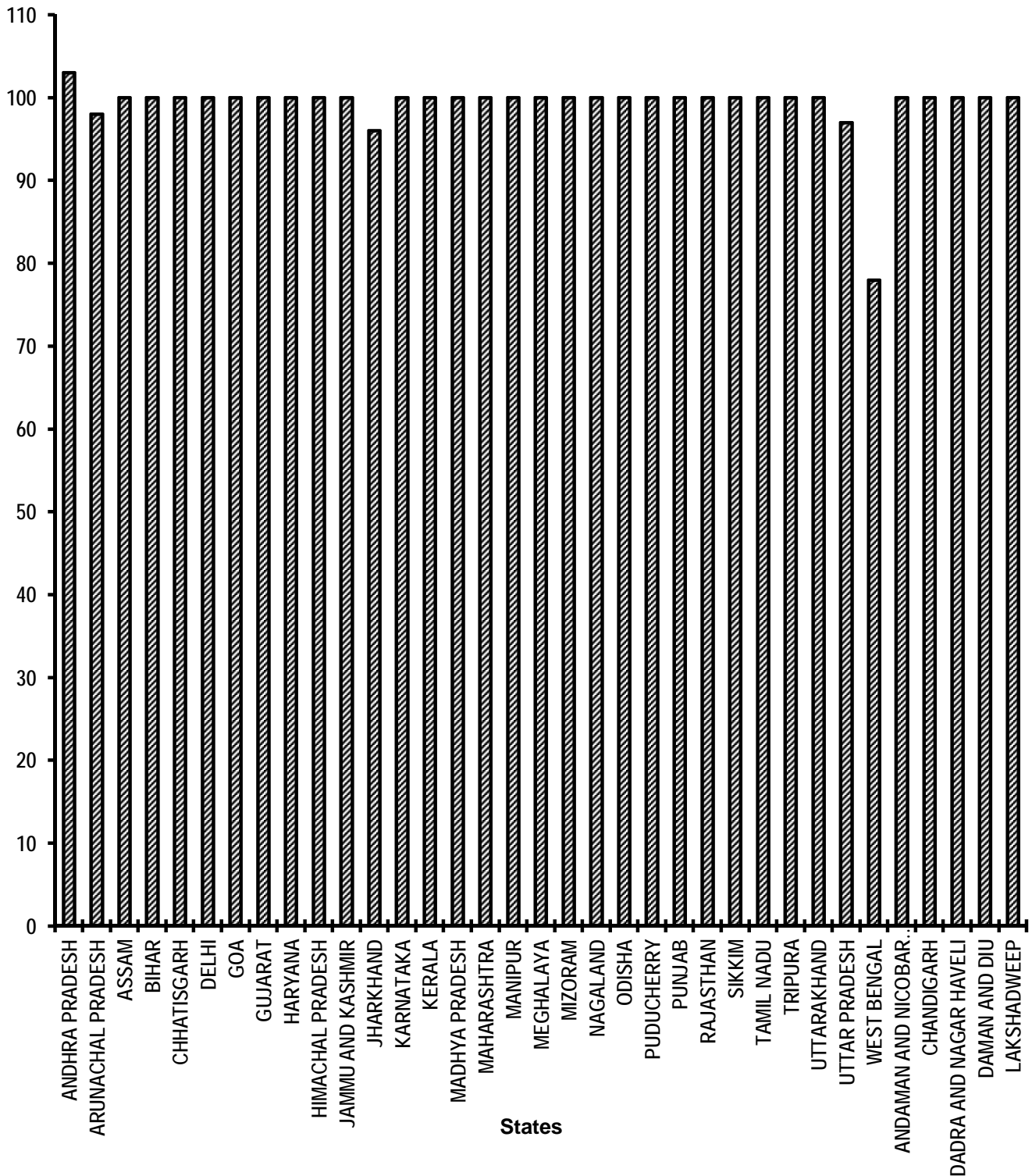


Table - 14

Functional Anganwadis
Anganwadis Functional (Cumulative)
(Unit: Number)

		Target		Achievement	Percent Achievement
Sl. No.	State/UT Name	2013-2014	April 2013-August 2013	April 2013-August 2013	April 2013-August 2013
(1)	(2)	(3)	(4)	(5)	(5)/(4)
1	ANDHRA PRADESH	90,349	90,349	90,337	100
2	ARUNACHAL PRADESH	6,107	6,107	6,028	99
3	ASSAM	62,153	62,153	62,153	100
4	BIHAR	91,793	91,793	91,677	100
5	CHHATISGARH	55,372	55,372	49,639	90
6	DELHI	10,984	10,984	10,897	99
7	GOA	1,262	1,262	1,262	100
8	GUJARAT	50,990	50,990	51,335	101
9	HARYANA	25,727	25,727	25,833	100
10	HIMACHAL PRADESH	18,890	18,890	18,879	100
11	JAMMU AND KASHMIR	28,577	28,577	28,591	100
12	JHARKHAND	38,432	38,432	38,365	100
13	KARNATAKA	64,518	64,518	64,516	100
14	KERALA	33,112	33,112	33,108	100
15	MADHYA PRADESH	91,575	91,575	91,138 #	100
16	MAHARASHTRA	1,07,933	1,07,933	96,820	90
17	MANIPUR	10,534	10,534	9,805	93
18	MEGHALAYA	5,156	5,156	5,155	100
19	MIZORAM	1,980	1,980	1,980 #	100
20	NAGALAND	3,455	3,455	3,455	100
21	ODISHA	71,830	71,830	71,140	99
22	PUDUCHERRY	788	788	788	100
23	PUNJAB	26,656	26,656	26,656	100
24	RAJASTHAN	61,108	61,108	59,635	98
25	SIKKIM	1,233	1,233	1,233	100
26	TAMIL NADU	54,880	54,880	54,439	99
27	TRIPURA	9,908	9,908	9,911	100
28	UTTARAKHAND	20,487	20,487	18,866	92
29	UTTAR PRADESH	1,87,899	1,87,899	1,85,020	98
30	WEST BENGAL	1,16,702	1,16,702	1,10,389	95
31	ANDAMAN AND NICOBAR ISLANDS	710	710	708	100
32	CHANDIGARH	500	500	500	100
33	DADRA AND NAGAR HAVELI	267	267	268	100
34	DAMAN AND DIU	104	104	102	98
35	LAKSHADWEEP	107	107	107	100
Grand Total		13,52,078	13,52,078	13,20,735	98

Very Good:(90% or above of targets)

ANDHRA PRADESH, ARUNACHAL PRADESH, ASSAM, BIHAR, CHHATISGARH, DELHI, GOA, GUJARAT, HARYANA, HIMACHAL PRADESH, JAMMU AND KASHMIR, JHARKHAND, KARNATAKA, KERALA, MADHYA PRADESH, MAHARASHTRA, MANIPUR, MEGHALAYA, MIZORAM, NAGALAND, ODISHA, PUDUCHERRY, PUNJAB, RAJASTHAN, SIKKIM, TAMIL NADU, TRIPURA, UTTARAKHAND, UTTAR PRADESH, WEST BENGAL, ANDAMAN AND NICOBAR ISLANDS, CHANDIGARH, DADRA AND NAGAR HAVELI, DAMAN AND DIU, LAKSHADWEEP

Note: # Previous month figures have been repeated

Functional Anganwadis (Cumulative) % Achievement of Target During April 2013 - August 2013

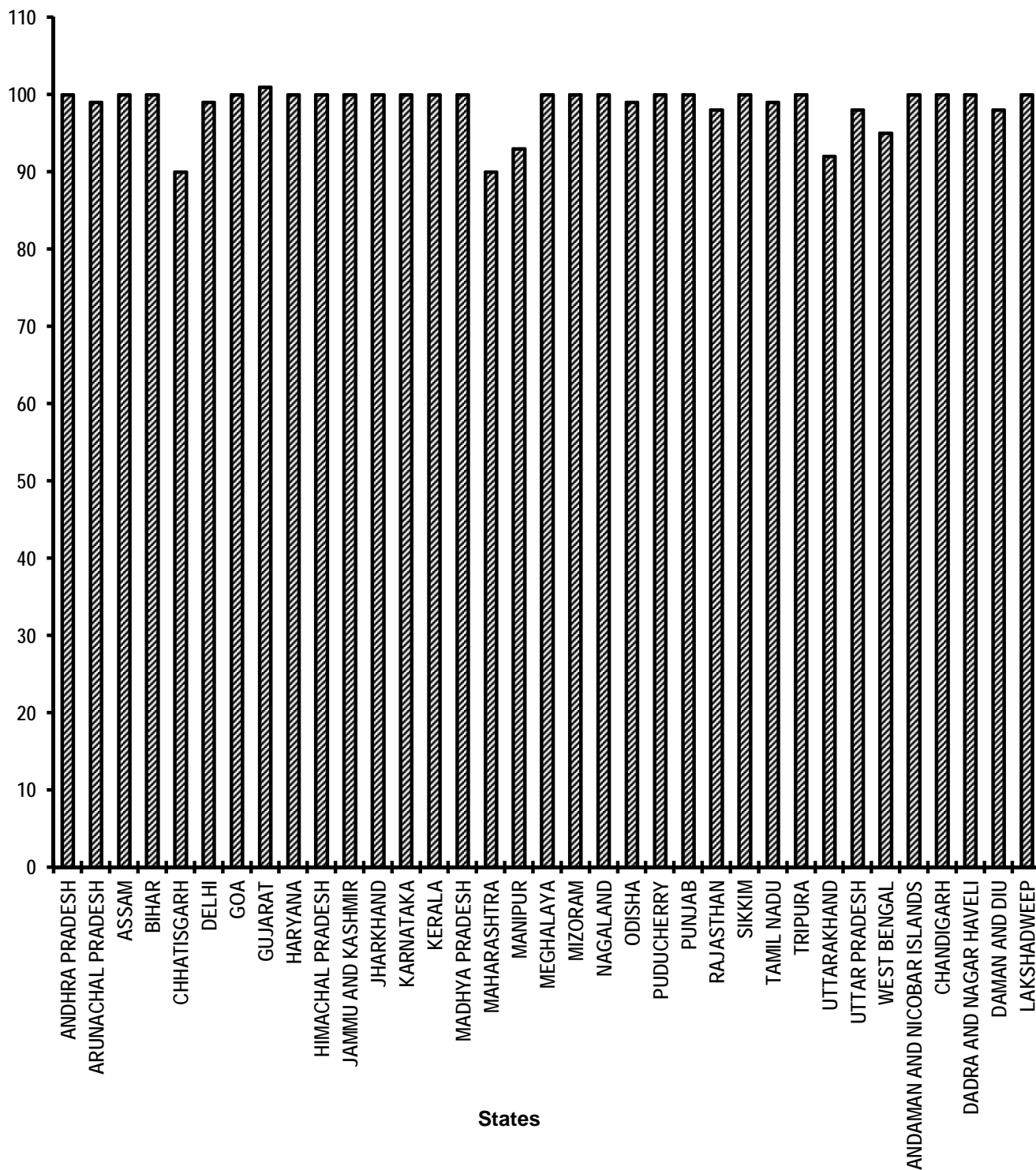


Table - 15

No. of Urban poor families assisted under Seven Point Charter
Poor Families assisted
(Unit: Number)

Sl. No.	State/UT Name	Target Δ		Achievement	Percent Achievement
		2013-2014	April 2013-August 2013	April 2013-August 2013	April 2013-August 2013
(1)	(2)	(3)	(4)	(5)	(5)/(4)
1	ANDHRA PRADESH	18,750	7,812	30,553	391
2	ARUNACHAL PRADESH	338	140	0	0
3	ASSAM	2,850	1,186	144	12
4	BIHAR	16,500	6,875	NA	0
5	CHHATISGARH	16,500	6,875	0	0
6	DELHI	18,750	7,811	0	0
7	GOA	52	21	NR	0
8	GUJARAT	18,750	7,811	4,592	59
9	HARYANA	3,112	1,296	924	71
10	HIMACHAL PRADESH	563	234	NR	0
11	JAMMU AND KASHMIR	3,750	1,561	NR	0
12	JHARKHAND	7,500	3,125	1,752	56
13	KARNATAKA	3,750	1,561	800	51
14	KERALA	7,500	3,125	2,331	75
15	MADHYA PRADESH	18,750	7,811	2614 #	33
16	MAHARASHTRA	60,000	25,000	7,934	32
17	MANIPUR	1,500	625	NR	0
18	MEGHALAYA	375	156	0	0
19	MIZORAM	750	311	0 #	0
20	NAGALAND	1,125	468	NR	0
21	ODISHA	3,375	1,406	800	57
22	PUDUCHERRY	825	343	NR	0
23	PUNJAB	6,000	2,500	153	6
24	RAJASTHAN	11,250	4,686	9,663	206
25	SIKKIM	90	36	726	2,017
26	TAMIL NADU	22,500	9,375	4,803	51
27	TRIPURA	375	156	1,670	1,071
28	UTTARAKHAND	1,875	781	64	8
29	UTTAR PRADESH	22,500	9,375	867	9
30	WEST BENGAL	26,250	10,936	64,035	586
31	ANDAMAN AND NICOBAR ISLANDS	15	5	NR	0
32	CHANDIGARH	3,750	1,561	218	14
33	DADRA AND NAGAR HAVELI	30	11	0	0
Grand Total		3,00,000	1,24,975	1,34,643	108

Very Good:(90% or above of targets)

ANDHRA PRADESH, RAJASTHAN, SIKKIM, TRIPURA, WEST BENGAL

Poor:(Below 80% of targets)

ARUNACHAL PRADESH, ASSAM, BIHAR, CHHATISGARH, DELHI, GOA, GUJARAT, HARYANA, HIMACHAL PRADESH, JAMMU AND KASHMIR, JHARKHAND, KARNATAKA, KERALA, MADHYA PRADESH, MAHARASHTRA, MANIPUR, MEGHALAYA, MIZORAM, NAGALAND, ODISHA, PUDUCHERRY, PUNJAB, TAMIL NADU, UTTARAKHAND, UTTAR PRADESH, ANDAMAN AND NICOBAR ISLANDS, CHANDIGARH, DADRA AND NAGAR HAVELI

Note: Δ Previous year targets have been repeated provisionally

Previous month figures have been repeated

No. of Urban poor families assisted under Seven Point Charter

Poor Families Assisted

% Achievement of Target

During April 2013 - August 2013

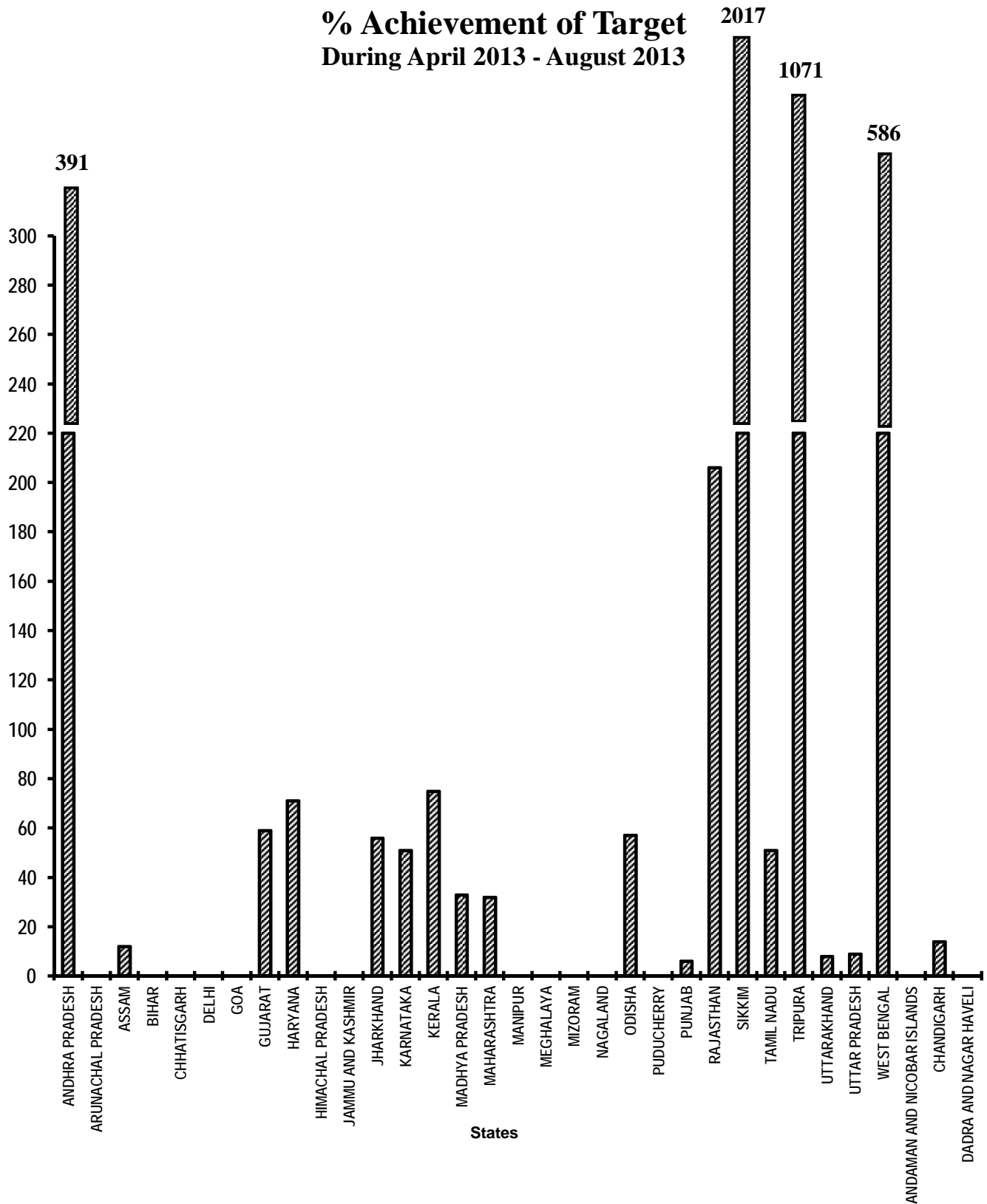


Table - 16(A)

**Afforestation (Public and Forest Lands)
Area Covered under Plantation
(Unit: Hectares)**

Sl. No.	State/UT Name	Target		Achievement	Percent Achievement
		2013-2014	April 2013-August 2013	April 2013-August 2013	April 2013-August 2013
(1)	(2)	(3)	(4)	(5)	(5)/(4)
1	ANDHRA PRADESH	3,87,760	1,61,565	1,29,250	80
2	ARUNACHAL PRADESH	5,760	2,400	0	0
3	ASSAM	1,180	490	0	0
4	BIHAR	21,860	9,110	35,178	386
5	CHHATISGARH	64,220	26,760	0	0
6	DELHI	1,220	506	390	77
7	GOA	225	92	135	147
8	GUJARAT	1,24,520	51,881	85,566	165
9	HARYANA	64,890	27,035	34,169	126
10	HIMACHAL PRADESH	25,460	10,606	14,657	138
11	JAMMU AND KASHMIR	9,050	3,770	538	14
12	JHARKHAND	22,200	9,250	3,450	37
13	KARNATAKA	79,760	33,231	75,918	228
14	KERALA	7,530	3,135	3,860	123
15	MADHYA PRADESH	1,28,370	53,485	42680 #	80
16	MAHARASHTRA	1,57,780	65,740	1,65,057	251
17	MANIPUR	11,500	4,790	6,047	126
18	MEGHALAYA	3,940	1,640	6,033	368
19	MIZORAM	5,420	2,256	5253 #	233
20	NAGALAND	1,950	810	3,129	386
21	ODISHA	1,00,000	41,665	55,870	134
22	PUDUCHERRY	40	16	17	106
23	PUNJAB	9,700	4,040	10,359	256
24	RAJASTHAN	57,000	23,750	53,409	225
25	SIKKIM	6,160	2,565	737	29
26	TAMIL NADU	58,770	24,485	8,015	33
27	TRIPURA	20,450	8,520	15,732	185
28	UTTARAKHAND	19,920	8,300	17,765	214
29	UTTAR PRADESH	76,230	31,760	66,357	209
30	WEST BENGAL	7,940	3,306	3,396	103
31	ANDAMAN AND NICOBAR ISLANDS	1,220	506	449	89
32	CHANDIGARH	100	41	156	380
33	DADRA AND NAGAR HAVELI	220	90	0	0
34	DAMAN AND DIU	10	3	7	233
35	LAKSHADWEEP	20	7	13	186
Grand Total		14,82,375	6,17,606	8,43,592	137

Very Good:(90% or above of targets)

BIHAR, GOA, GUJARAT, HARYANA, HIMACHAL PRADESH, KARNATAKA, KERALA, MAHARASHTRA, MANIPUR, MEGHALAYA, MIZORAM, NAGALAND, ODISHA, PUDUCHERRY, PUNJAB, RAJASTHAN, TRIPURA, UTTARAKHAND, UTTAR PRADESH, WEST BENGAL, CHANDIGARH, DAMAN AND DIU, LAKSHADWEEP

Good:(Between 80% to 90% targets)

ANDHRA PRADESH, MADHYA PRADESH, ANDAMAN AND NICOBAR ISLANDS

Poor:(Below 80% of targets)

ARUNACHAL PRADESH, ASSAM, CHHATISGARH, DELHI, JAMMU AND KASHMIR, JHARKHAND, SIKKIM, TAMIL NADU, DADRA AND NAGAR HAVELI

Note: # Previous month figures have been repeated

Afforestation (Public and Forest Lands)

Area Covered under Plantation

% Achievement of Target
During April 2013 - August 2013

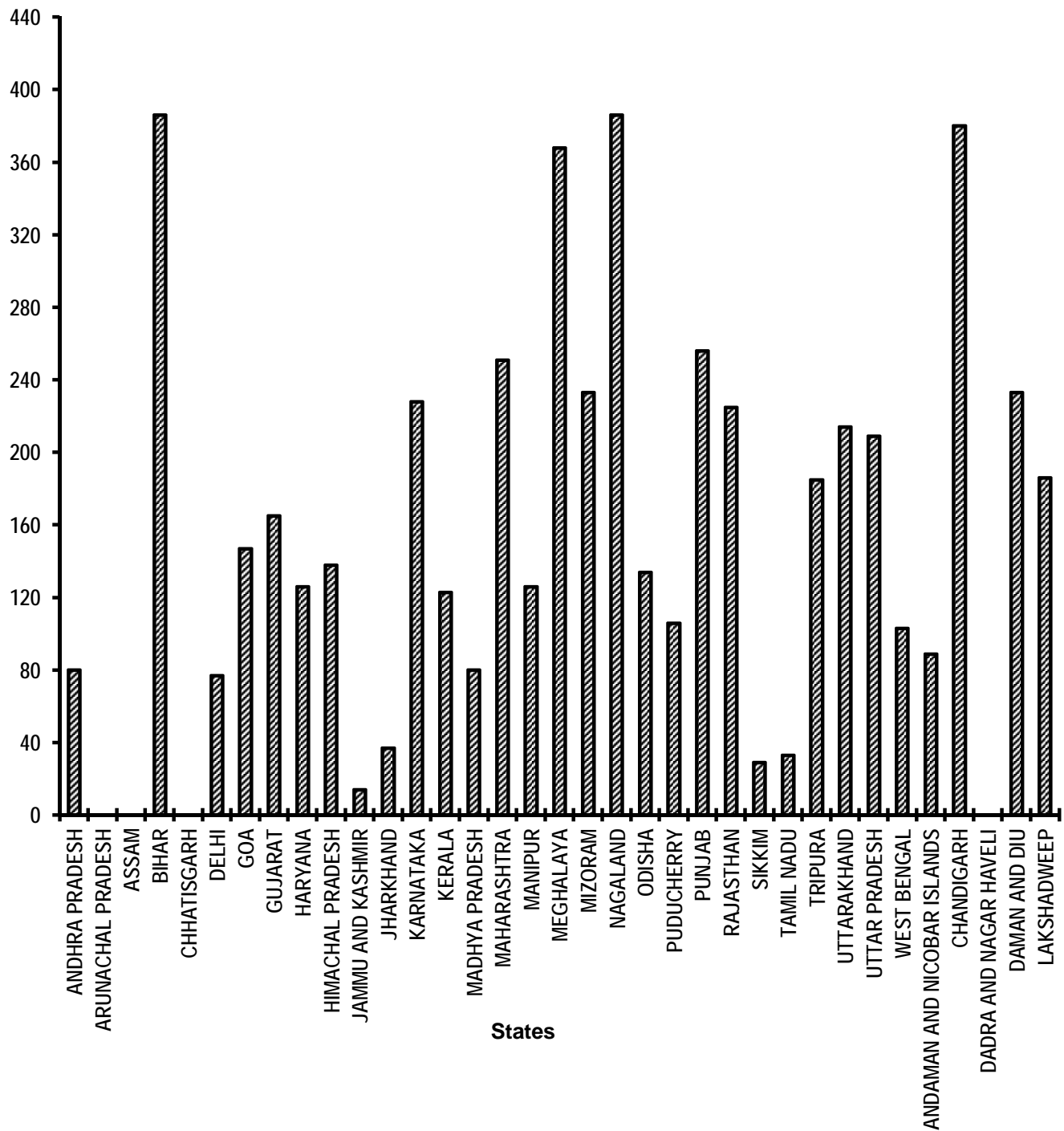


Table - 16(B)

**Afforestation (Public and Forest Lands)
Seedlings planted
(Unit: Number)**

Sl. No.	State/UT Name	Target		Achievement	Percent Achievement
		2013-2014	April 2013- August 2013	April 2013- August 2013	April 2013- August 2013
(1)	(2)	(3)	(4)	(5)	(5)/(4)
1	ANDHRA PRADESH	25,20,44,000	10,50,18,334	12,65,70,000	121
2	ARUNACHAL PRADESH	37,44,000	15,60,000	16,559	1
3	ASSAM	7,67,000	3,19,581	0	0
4	BIHAR	1,42,09,000	59,20,415	143360 #	2
5	CHHATISGARH	4,17,43,000	1,73,92,915	0	0
6	DELHI	7,93,000	3,30,415	2,53,543	77
7	GOA	1,46,000	60,831	1,73,000	284
8	GUJARAT	8,09,38,000	3,37,24,165	6,27,17,000	186
9	HARYANA	4,21,79,000	1,75,74,583	2,83,00,000	161
10	HIMACHAL PRADESH	1,65,49,000	68,95,415	95,28,000	138
11	JAMMU AND KASHMIR	58,83,000	24,51,250	6,09,000	25
12	JHARKHAND	1,44,30,000	60,12,500	54,71,635	91
13	KARNATAKA	5,18,44,000	2,16,01,665	7,14,73,000	331
14	KERALA	48,95,000	20,39,581	23,63,412	116
15	MADHYA PRADESH	8,34,41,000	3,47,67,081	2,77,42,000 #	80
16	MAHARASHTRA	10,25,57,000	4,27,32,081	14,14,05,000	331
17	MANIPUR	74,75,000	31,14,581	37,69,785	121
18	MEGHALAYA	25,61,000	10,67,081	38,000	4
19	MIZORAM	35,23,000	14,67,915	32,83,724 #	224
20	NAGALAND	12,68,000	5,28,331	32,41,000	613
21	ODISHA	6,50,00,000	2,70,83,332	6,96,55,000	257
22	PUDUCHERRY	26,000	10,831	15,228	141
23	PUNJAB	63,05,000	26,27,081	82,87,000	315
24	RAJASTHAN	3,70,00,000	1,54,16,665	3,22,56,800	209
25	SIKKIM	40,04,000	16,68,331	5,73,000	34
26	TAMIL NADU	3,82,01,000	1,59,17,081	52,17,426	33
27	TRIPURA	1,32,93,000	55,38,750	1,02,26,000	185
28	UTTARAKHAND	1,29,48,000	53,95,000	1,89,44,000	351
29	UTTAR PRADESH	4,95,50,000	2,06,45,831	5,24,77,652	254
30	WEST BENGAL	51,61,000	21,50,415	37,57,950	175
31	ANDAMAN AND NICOBAR ISLANDS	7,93,000	3,30,415	2,79,538	85
32	CHANDIGARH	65,000	27,082	62,106	229
33	DADRA AND NAGAR HAVELI	1,43,000	59,581	0	0
34	DAMAN AND DIU	7,000	2,915	9,564	328
35	LAKSHADWEEP	13,000	5,416	9,544	176
Grand Total		96,34,98,000	40,14,57,446	68,88,68,826	172

Very Good:(90% or above of targets)

ANDHRA PRADESH, BIHAR, GOA, GUJARAT, HARYANA, HIMACHAL PRADESH, JHARKHAND, KARNATAKA, KERALA, MAHARASHTRA, MANIPUR, MIZORAM, NAGALAND, ODISHA, PUDUCHERRY, PUNJAB, RAJASTHAN, TRIPURA, UTTARAKHAND, UTTAR PRADESH, WEST BENGAL, CHANDIGARH, DAMAN AND DIU, LAKSHADWEEP

Good:(Between 80% to 90% targets)

MADHYA PRADESH, ANDAMAN AND NICOBAR ISLANDS

Poor:(Below 80% of targets)

ARUNACHAL PRADESH, ASSAM, CHHATISGARH, DELHI, JAMMU AND KASHMIR, MEGHALAYA, SIKKIM, TAMIL NADU, DADRA AND NAGAR HAVELI

Note: # Previous month figures have been repeated

Afforestation (Public and Forest Lands)

Seedlings planted

% Achievement of Target
During April 2013 - August 2013

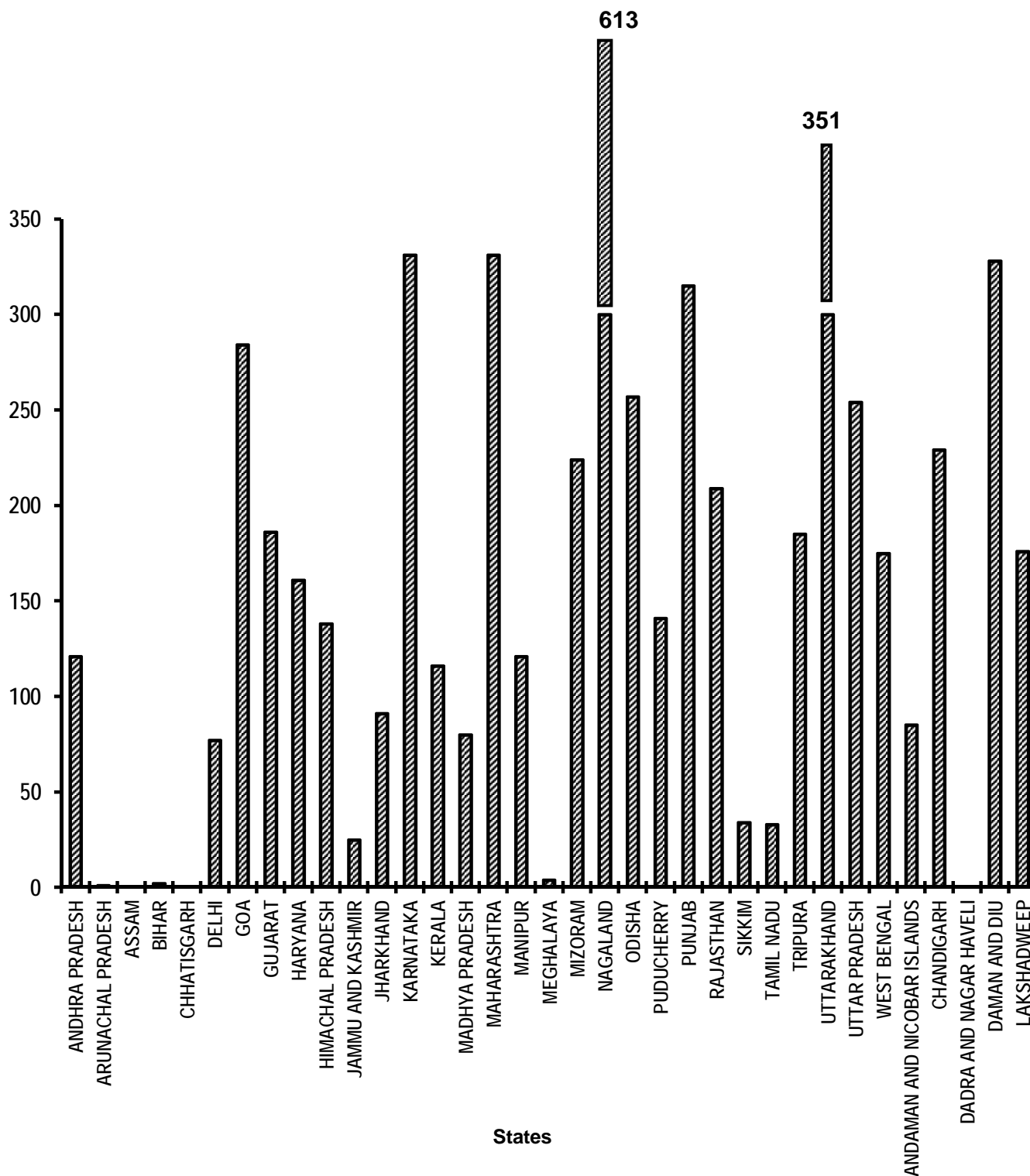


Table - 17

Rural roads - PMGSY
Length of road constructed
(Unit: Kilometer)

Sl. No.	State/UT Name	Target		Achievement	Percent Achievement
		2013-2014	April 2013-August 2013	April 2013-August 2013	April 2013-August 2013
(1)	(2)	(3)	(4)	(5)	(5)/(4)
1	ANDHRA PRADESH	475	127	46	36
2	ARUNACHAL PRADESH	340	90	54	60
3	ASSAM	650	175	276	158
4	BIHAR	3,840	1,600	1,847	115
5	CHHATISGARH	1,900	506	372	74
6	GUJARAT	200	53	285	538
7	HARYANA	30	8	4	50
8	HIMACHAL PRADESH	550	146	192	132
9	JAMMU AND KASHMIR	1,285	343	349	102
10	JHARKHAND	1,880	502	370 #	74
11	KARNATAKA	90	24	117	488
12	KERALA	240	64	60	94
13	MADHYA PRADESH	3,350	893	539 *	60
14	MAHARASHTRA	440	117	217	185
15	MANIPUR	160	42	62	148
16	MEGHALAYA	40	11	9	82
17	MIZORAM	50	14	62 *	443
18	NAGALAND	190	50	122 *	244
19	ODISHA	3,460	923	742	80
20	PUNJAB	340	91	540	593
21	RAJASTHAN	1,580	421	740	176
22	SIKKIM	175	47	30	64
23	TAMIL NADU	685	183	173	95
24	TRIPURA	170	46	81 *	176
25	UTTARAKHAND	500	134	93	69
26	UTTAR PRADESH	2,320	619	570 #	92
27	WEST BENGAL	2,010	536	385	72
Grand Total		26,950	7,765	8,337	107

Very Good:(90% or above of targets)

ASSAM, BIHAR, GUJARAT, HIMACHAL PRADESH, JAMMU AND KASHMIR, KARNATAKA, KERALA, MAHARASHTRA, MANIPUR, MIZORAM, NAGALAND, PUNJAB, RAJASTHAN, TAMIL NADU, TRIPURA, UTTAR PRADESH

Good:(Between 80% to 90% targets)

MEGHALAYA, ODISHA

Poor:(Below 80% of targets)

ANDHRA PRADESH, ARUNACHAL PRADESH, CHHATISGARH, HARYANA, JHARKHAND, MADHYA PRADESH, SIKKIM, UTTARAKHAND, WEST BENGAL

Note: * The figures have been reconciled with that of Ministry of Rural Development

Previous month figures have been repeated

Rural Roads - PMGSY

Length of Road Constructed

% Achievement of Target
During April 2013 - August 2013

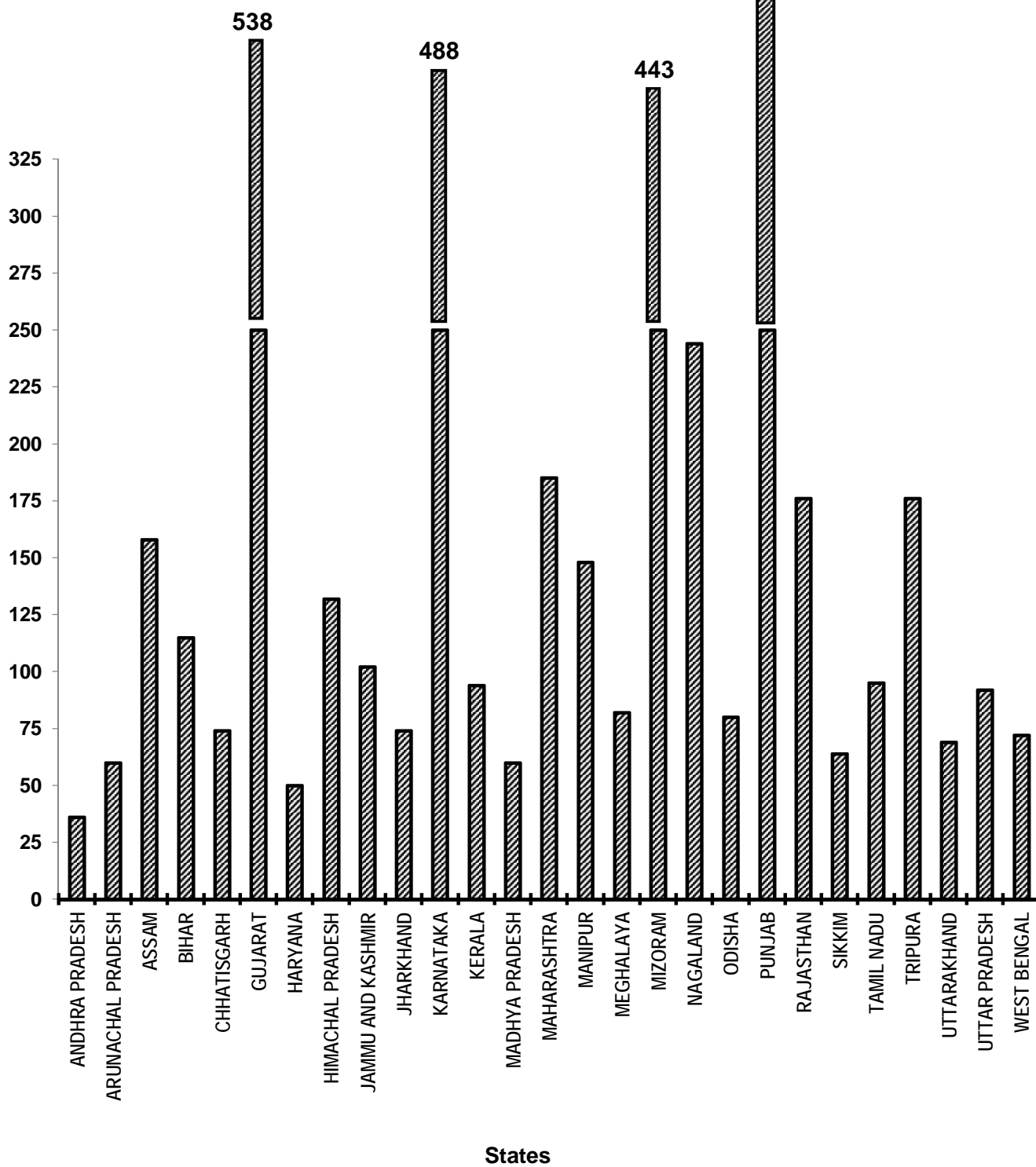


Table - 18

Rajiv Gandhi Grameen Vidyutikaran Yojana
Villages electrified
(Unit: Number)

		Target		Achievement	Percent Achievement
Sl. No.	State/UT Name	2013-2014	April 2013- August 2013	April 2013- August 2013	April 2013- August 2013
(1)	(2)	(3)	(4)	(5)	(5)/(4)
1	ARUNACHAL PRADESH	406	117	125 *	107
2	ASSAM	219	66	41	62
3	BIHAR	826	240	134 *	56
4	CHHATISGARH	525	126	59	47
5	HIMACHAL PRADESH	12	10	0	0
6	JAMMU AND KASHMIR	61	45	12 *	27
7	JHARKHAND	362	93	67 #	72
8	MADHYA PRADESH	45	14	340 #	2,429
9	MANIPUR	264	70	0	0
10	MEGHALAYA	212	64	27	42
11	MIZORAM	43	13	0 #	0
12	NAGALAND	17	8	1	12
13	ODISHA	204	51	46 *	90
14	RAJASTHAN	99	28	21 Δ	75
15	TRIPURA	1	1	0	0
16	WEST BENGAL	4	4	0 #	0
Grand Total		3,300	950	873	92

Very Good:(90% or above of targets)

ARUNACHAL PRADESH, MADHYA PRADESH, ODISHA

Poor:(Below 80% of targets)

ASSAM, BIHAR, CHHATISGARH, HIMACHAL PRADESH, JAMMU AND KASHMIR, JHARKHAND, MANIPUR, MEGHALAYA, MIZORAM, NAGALAND, RAJASTHAN, TRIPURA, WEST BENGAL

Note: * The figures have been reconciled with that of Ministry of Power

Previous month figures have been repeated

Δ State has downward revised the figure from previous month i.e. 26 to 21.

Rajiv Gandhi
Grameen Vidyutikaran Yojana-RGGVY
Villages electrified
% Achievement of Target
During April 2013 - August 2013

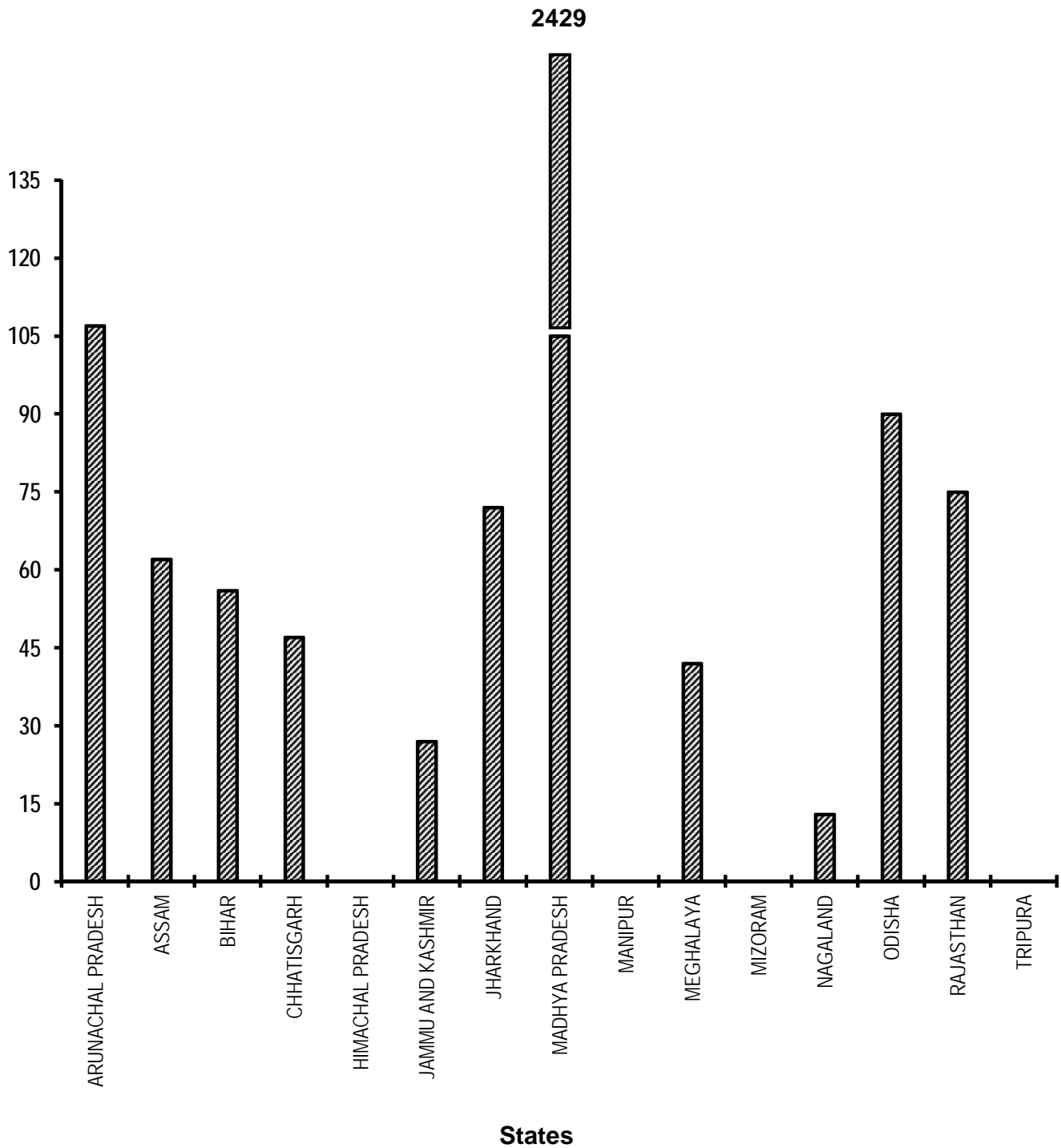


Table - 19

**Energising pump sets
Pumps sets energized
(Unit: Number)**

Sl. No.	State/UT Name	Target		Achievement	Percent Achievement
		2013-2014	April 2013- August 2013	April 2013- August 2013	April 2013- August 2013
(1)	(2)	(3)	(4)	(5)	(5)/(4)
1	ANDHRA PRADESH	50,000	20,833	49,111	236
2	BIHAR	2,764	1,151	1,965	171
3	CHHATISGARH	20,000	8,333	6,180	74
4	GOA	100	41	81	198
5	GUJARAT Δ	44,250	18,435	30,102	163
6	HARYANA	19,000	7,916	8,750	111
7	HIMACHAL PRADESH Δ	1,215	505	862	171
8	JHARKHAND	22,000	9,166	1,373	15
9	KARNATAKA	38,602	16,083	11,925	74
10	KERALA	12,000	5,000	3,835	77
11	MADHYA PRADESH	17,237	7,181	8741 #	122
12	ORISSA	1,190	495	1,405	284
13	PUDUCHERRY	25	10	20	200
14	PUNJAB	60,000	25,000	13,388	54
15	RAJASTHAN	30,000	12,500	44,549	356
16	TAMIL NADU Δ	15,000	5,000	3,724	74
17	UTTARAKHAND	350	145	537	370
18	UTTAR PRADESH	22,058	9,190	4,011	44
19	WEST BENGAL	422	175	924	528
20	DAMAN AND DIU	25	10	0	0
Grand Total		3,56,238	1,47,169	1,91,483	130

Very Good:(90% or above of targets)

ANDHRA PRADESH, BIHAR, GOA, GUJARAT, HARYANA, HIMACHAL PRADESH, MADHYA PRADESH, ODISHA, PUDUCHERRY, RAJASTHAN, UTTARAKHAND, WEST BENGAL

Poor:(Below 80% of targets)

CHHATISGARH, JHARKHAND, KARNATAKA, KERALA, PUNJAB, TAMIL NADU, UTTAR PRADESH, DAMAN AND DIU

Note: Δ Only 03 States have furnished the targets for the year 2013-14 and for rest of the States the targets have been repeated provisionally.

Previous month figures have been repeated

Energising Pump sets

Pumps sets energized

% Achievement of Target
During April 2013 - August 2013

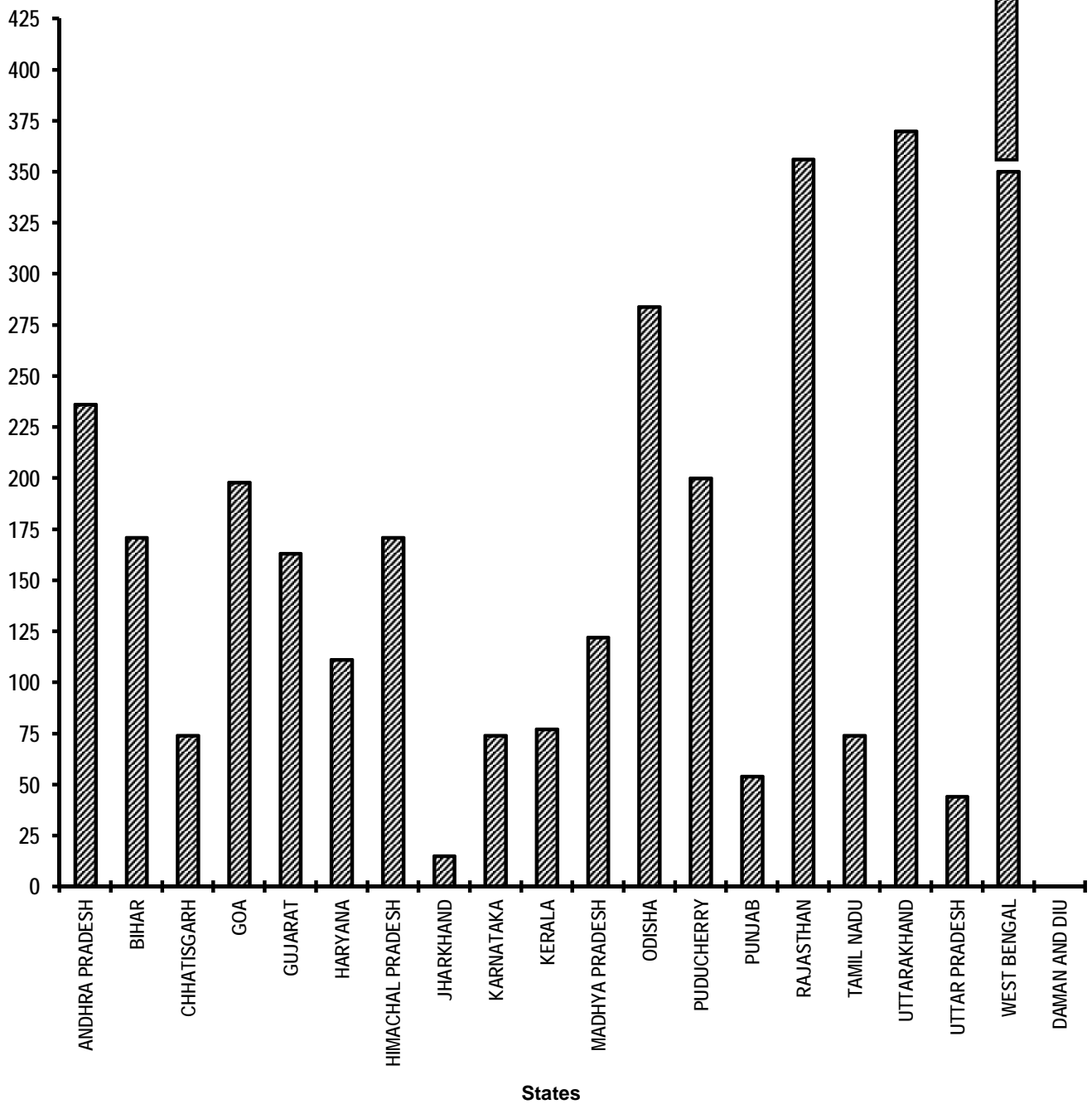


Table - 20

Supply of Electricity

Sl. No.	State/UT Name	Electricity demanded (Million Units) April 2013- August 2013	Electricity supplied (Million Units) April 2013- August 2013	Shortage observed (Million Units) April 2013- August 2013	Percentage of Electricity Supplied
(1)	(2)	(3)	(4)	(5)	(6)
1	ANDHRA PRADESH	40,533	36,027	4,506	89
2	ARUNACHAL PRADESH	229	213	16	93
3	ASSAM	3,207	2,976	231	93
4	BIHAR	6,307	5,953	354	94
5	CHHATISGARH	8,250	8,167	83	99
6	DELHI	13,112	13,067	45	100
7	GOA	1,492	1,477	15	99
8	GUJARAT	39,122	39,116	6	100
9	HARYANA	20,630	20,460	170	99
10	HIMACHAL PRADESH	3,917	3,879	38	99
11	JAMMU AND KASHMIR	6,260	4,673	1,587	75
12	JHARKHAND	2,928	2,840	88	97
13	KARNATAKA	26,015	22,724	3,291	87
14	KERALA	8,765	8,395	370	96
15	MADHYA PRADESH	18,368	18,359	9	100
16	MAHARASHTRA	51,774	50,917	857	98
17	MANIPUR	244	234	10	96
18	MEGHALAYA	702	634	68	90
19	MIZORAM	177	173	4	98
20	NAGALAND	247	244	3	99
21	ODISHA	10,812	10,652	160	99
22	PUDUCHERRY	1,030	1,019	11	99
23	PUNJAB	24,963	24,287	676	97
24	RAJASTHAN	22,113	22,034	79	100
25	SIKKIM	159	159	0	100
26	TAMIL NADU	40,459	37,411	3,048	92
27	TRIPURA	505	479	26	95
28	UTTARAKHAND	5,083	4,901	182	96
29	UTTAR PRADESH	40,995	35,422	5,573	86
30	WEST BENGAL	19,405	19,346	59	100
31	ANDAMAN AND NICOBAR ISLANDS	100	75	25	75
32	CHANDIGARH	788	788	0	100
33	DADRA AND NAGAR HAVELI	2,254	2,254	0	100
34	DAMAN AND DIU	957	957	0	100
35	LAKSHADWEEP	20	20	0	100
Grand Total		4,21,922	4,00,332	21,590	95

Very Good:(90% or above of targets)

ARUNACHAL PRADESH, ASSAM, BIHAR, CHHATISGARH, DELHI, GOA, GUJARAT, HARYANA, HIMACHAL PRADESH, JHARKHAND, KERALA, MADHYA PRADESH, MAHARASHTRA, MANIPUR, MEGHALAYA, MIZORAM, NAGALAND, ODISHA, PUDUCHERRY, PUNJAB, RAJASTHAN, SIKKIM, TAMIL NADU, TRIPURA, UTTARAKHAND, WEST BENGAL, CHANDIGARH, DADRA AND NAGAR HAVELI, DAMAN AND DIU, LAKSHADWEEP

Good:(Between 80% to 90% targets)

ANDHRA PRADESH, KARNATAKA, UTTAR PRADESH

Poor:(Below 80% of targets)

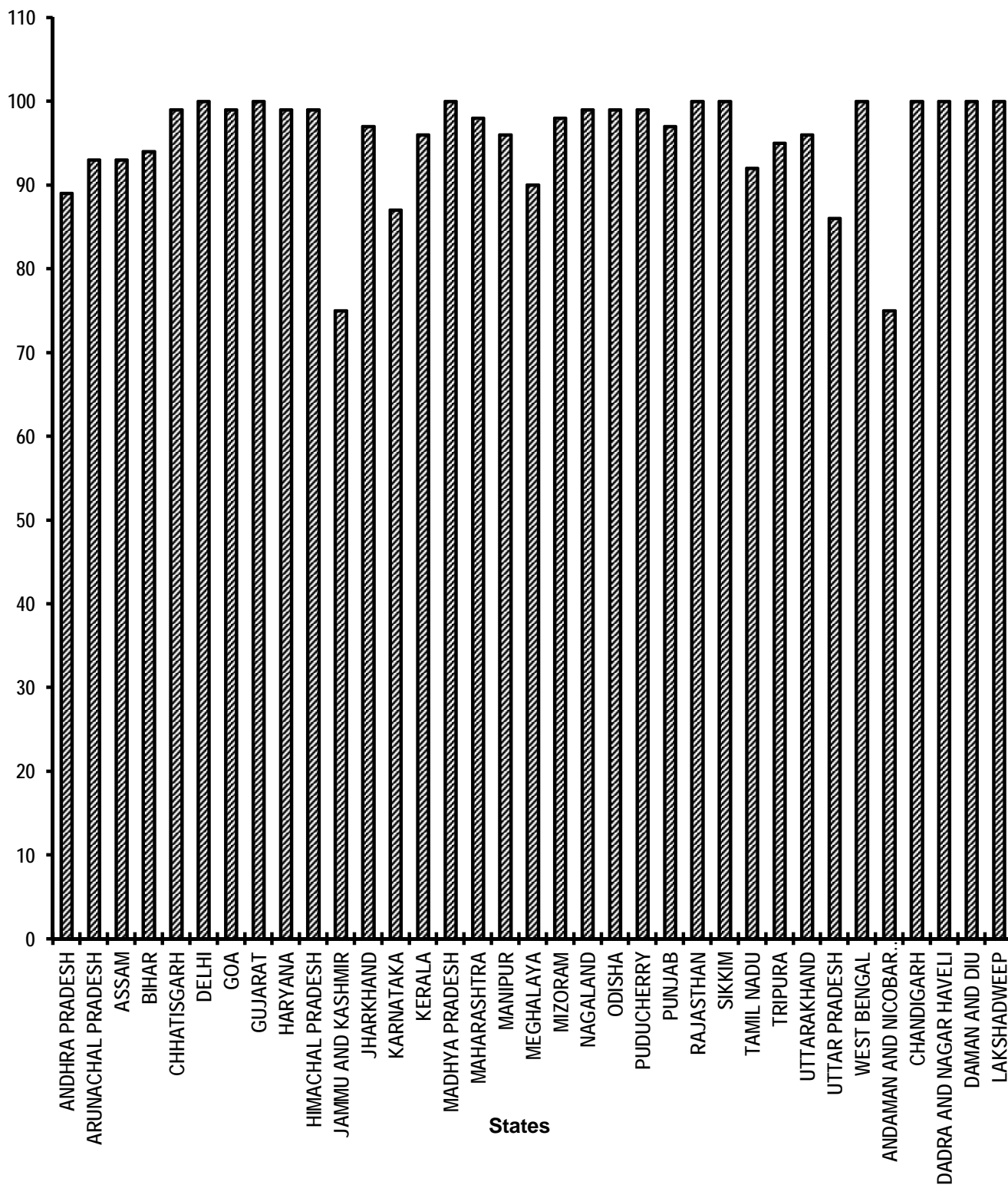
JAMMU AND KASHMIR, ANDAMAN AND NICOBAR ISLANDS

Supply of Electricity

Electricity supplied

% Achievement of Target

During April 2013 - August 2013



LIST OF ITEMS COVERED UNDER (TPP) - 2006

Point No.	Item No.	Name of the Points/Items
I.		Garibi Hatao [Poverty Eradication]
		Rural Areas
	1.	Employment generation under the <i>Mahatma Gandhi National Rural Employment Guarantee Act (MGNREGA)</i>
	2.	Swaranjayanti Gram Swarajgar Yojana (SGSY)
	3.	Rural Business Hubs in Partnership with Panchayats
	4.	Self help Groups
		Urban Areas
	5.	Swaranjayanti Shehari Rojgar Yojana
II.		Jan Shakti (Power to People)
	6.	Local Self Government (Panchayati Raj and Urban Local Bodies) - Activity Mapping for devolution of functions - Budget Flow of Funds - Assignment of Functionaries
	7.	Quick and Inexpensive Justice – Gram Nyayalayas and Nyaya Panchayats.
	8.	District Planning Committees.
III.		Kisan Mitra [Support to Farmers]
	9.	Water shed development
	10.	Marketing and infrastructural support to farmers
	11.	Irrigation facilities (including minor and micro irrigation) for agriculture
	12.	Credit to farmers
	13.	Distribution of waste land to the landless
IV.		Shramik Kalyan [Labour Welfare]
	14.	Social Security for Agricultural and Unorganised Labour
	15.	Minimum Wages Enforcement (including Farm Labour)
	16.	Prevention of Child Labour
	17.	Welfare of Women Labour
V.		Khadya Suraksha [Food Security]
	18.	Food Security: (i) Targeted Public Distribution system, (ii) Antyodaya Anna Yojana, (iii) Establishing Grain banks in chronically food scarcity areas
VI.		Subke Liye Aawas [Housing for All]
	19	Rural Housing - Indira Awaas Yojana
	20.	EWS/LIG Houses in Urban Areas

Contd.....

Point No.	Item No.	Name of the Points/Items
VII.		Shudh Peya Jal [Clean Drinking Water]
	21.	Rural Areas. - National Rural Drinking Water Programme-(<i>NRDWP</i>)
	22.	Urban Areas: - Accelerated Urban Water Supply Programme
VIII.		Jan Jan Ka Swasthya [Health for All]
	23.	Control and prevention of major diseases: (a) HIV/AIDS (b) TB (c) Malaria (d) Leprosy (e) Blindness
	24.	National Rural Health Mission
	25.	Immunisation of Children
	26.	Sanitation Programme in - Rural Areas - Urban areas
	27.	Institutional Delivery
	28.	Prevention of Female Foeticide
	29.	Supplementary nutrition for Mothers and Children
	30.	Two Child norms
IX.		Sabke Liye Shiksha [Education for All]
	31.	Sarv Shiksha Abhiyan - Compulsory Elementary Education
	32.	Mid Day Meal Scheme
X.		Anusuchit Jaati, Jan Jaati, Alp-sankhyak evam Anya Pichhra Varg Kalyan [Welfare of Scheduled Castes, Scheduled Tribes, Minorities and OBCs]
	33.	SC Families Assisted (a) SC families assisted under SCA to SCSP & NSFDC (b) SC students assisted under post matric scholarship
	34.	Rehabilitation of Scavengers
	35.	ST Families Assisted
	36.	Rights of Forest dwellers – Owners of minor forest produce
	37.	Particularly Vulnerable Tribal Groups (PTGs)
	38.	No alienation of Tribal lands
	39.	Implementation of Panchayats (Extension to Scheduled Areas) Act [PESA]
	40.	Welfare of Minorities
	41.	Professional education among all minority communities
	42.	Reservation of OBCs in - Education - Employment
XI.		Mahila Kalyan [Women Welfare]
	43.	Financial Assistance for Women Welfare
	44.	Improved participation of women in (a) Panchayats (b) Municipalities (c) State Legislatures (d) Parliament

Contd.....

Point No.	Item No.	Name of the Points/Items
XII.		Bal Kalyan (Child Welfare)
	45.	Universalisation of ICDS Scheme
	46.	Functional Anganwadis
XIII.		Yuva Vikas [Youth Development]
	47.	Sports for all in Rural and Urban areas
	48.	Rashtriya Sadbhavana Yojana
	49.	National Service Scheme (NSS)
XIV.		Basti Sudhar [Improvement of Slums]
	50.	Number of Urban poor families assisted under seven point charter viz. land tenure, housing at affordable cost, water, sanitation, health, education, and social security.
XV.		Paryavaran Sanrakshan evam Van Vridhi [Environment Protection and Afforestation]
	51.	Afforestation (a) Area Covered under Plantation on - Public and Forest Lands (b) Number of Seedlings planted on -Public and Forest Lands
	52.	Prevention of pollution of Rivers and water bodies
	53.	Solid and liquid waste management in - Rural Areas - Urban Areas
XVI.		Samajik Suraksha [Social Security]
	54.	Rehabilitation of handicapped and orphans.
	55.	Welfare of the aged
XVII.		Grameen Sadak [Rural Roads]
	56.	Rural Roads - PMGSY
XVIII.		Grameen Oorja [Energization of Rural Area]
	57.	Bio-diesel Production
	58.	Rajiv Gandhi Grameen Vidyutikaran Yojana
	59.	Renewable Energy
	60.	Energising Pump sets
	61.	Supply of Electricity
	62.	Supply of Kerosene and LPG
XIX.		Pichhara Kshetra Vikas [Development of Backward Areas]
	63.	Backward Regions Grants Fund (BRGF)
XX.		e- Shasan [IT enabled e-Governance]
	64.	Central and State Governments
	65.	Panchayats and Municipalities

ABBREVIATIONS USED

AAY	Antyodaya Anna Yojana
NRDWP	National Rural Drinking Water Programme
DDRS	Deen Dayal Rehabilitation Scheme
EWS	Economically Weaker Section
IAY	Indira Awaas Yojana
ICDS	Integrated Child Development Scheme
LIG	Low Income Group
MWE	Minimum Wages Enforcement
NC	Not Covered
NREGS	National Rural Employment Guarantee Scheme
PC	Partially Covered
PMGSY	Prime Minister Grameen Sadak Yojana
SC	Scheduled Caste
RGGVY	Rajiv Gandhi Grameen Vidyutikaran Yojana
SGRY	Sampoorna Grameen Rojgar yojana
SGSY	Swaranjayanati Gram Swarojgar Yojana
SHG	Self Help Groups
ST	Scheduled Tribe
TPDS	Targeted Public Distribution system