

**TWENTY POINT PROGRAMME-2006**  
**PROGRESS REPORT**  
**FOR THE PERIOD**  
**APRIL – JUNE 2015**



**GOVERNMENT OF INDIA**  
**MINISTRY OF STATISTICS AND PROGRAMME IMPLEMENTATION**  
**SARDAR PATEL BHAWAN, SANSAD MARG,**  
**NEW DELHI-110 001**

Website: [www.mospi.nic.in](http://www.mospi.nic.in)

# CONTENTS

	<b>Page No.</b>
I. Introduction	1
 <b>PART-I</b> <b>Overall Performance Analysis</b>	
II. Progress Report	2
III. Highlights of Performance	3
Table - A: All India Performance	7
Table - B : State-wise Performance	8
Table - C : State -wise and Item-wise Performance	14

## PART- II Performance Tables

Table No.	Description of Item	
1	Employment Generation - <i>MGNREGA</i>	23
2(A)	Number of SHGs promoted (new and revived) during the financial year (NRLM)	24
2(B)	Number of SHGs provided Revolving Fund (RF) during the financial year (NRLM)	26
2(C)	Number of SHGs provided Community Investment Fund (CIF) during the financial year (NRLM)	28
3(A)	Distribution of Waste Land to the Landless	30
3(B)	Waste Land distributed to SC, ST and others	31
4(A)	Minimum Wages Enforcement (including Farm Labour) (i) Inspections made (ii) Irregularities detected (iii) Irregularities rectified	32
4(B)	Minimum Wages Enforcement (including Farm Labour) (i) Claims Filed (ii) Claims Settled	33
4(C)	Minimum Wages Enforcement (including Farm Labour) (i) Prosecution cases pending (ii) Prosecution cases filed (iii) Prosecution cases decided	34
5(A)	<i>Food Security</i> : Targeted Public Distribution System (TPDS) for AAY, APL & BPL,	35
5(B)	<i>Food Security</i> : TPDS for Antyodaya Anna Yojana (AAY) only	37
5(C)	<i>Food Security</i> : TPDS for Below Poverty Line (BPL) only	39
5(D)	<i>Food Security</i> : NFSA for Normal	41
5(E)	<i>Food Security</i> : NFSA for Tide Over	43
6	Rural Housing : Indira Awaas Yojana (IAY)	45

**Contd...**

<b>Table No.</b>	<b>Description of Item</b>	<b>Page No.</b>
7	EWS/LIG Houses in Urban Areas	47
8	<i>National Rural Drinking Water Programme (NRDWP)</i>	
8(A)	Coverage of Habitations (Partially Covered & Slipped back)	49
8(B)	Coverage of Water Quality Affected Habitations	51
9	Sanitation Programme in Rural Areas	53
10	Institutional Delivery	54
11(A)	SC Families assisted under SCA to SCSP & NSFDC	55
11(B)	SC Students assisted under Post-Matric Scholarship	57
12	Universalization of ICDS Scheme	58
13	Functional Anganwadis	60
14	Number of Urban Poor Families assisted under Seven Point Charter	62
15(A)	Afforestation- Area Covered under Plantation (Public and Forest Lands)	63
15(B)	Afforestation: Seedlings Planted (Public and Forest Lands)	65
16	Rural Roads Constructed under (PMGSY)	67
17	Deendayal Upadhyaya Gram Jyoti Yojana (DDUGJY)	69
18	Energising Pump sets	71
19	Supply of Electricity	73
 <b>Annexures</b>		
Annexure – 1	List of Twenty Points.	75
Annexure – 2	List of 65 items to be monitored under TPP-2006	76
Annexure – 3	List of Quarterly Monitored Items.	79
Annexure – 4	Status of receipt of targets for Quarterly Monitored Items.	81
Annexure – 5	List of items/parameters identified for appraisal.	85
Annexure – 6	List of items under TPP-2006 yet to be operationalised	87
Annexure – 7	Abbreviations used	88

# Twenty Point Programme – 2006

## An Introduction

The Twenty Point Programme (TPP) was launched by the Government of India in the year 1975 and was restructured in 1982, 1986 and again in 2006. The restructured programme, known as Twenty Point Programme (TPP) – 2006, became operational with effect from 1<sup>st</sup> April 2007. The programme is meant to give a thrust to schemes relating to poverty alleviation, employment generation in rural areas, housing, education, family welfare & health, protection of environment and many other schemes having a bearing on the quality of life, especially in the rural areas.

2. Twenty Point Programme (TPP) – 2006 originally consisted of 20 Points (**Annexure-1**) and 66 items being monitored individually by Central Nodal Ministries concerned. Up to 2007-08, out of 66 items, 22 items were monitored on monthly basis. In April 2008 *Sampoorna Grameen Rozgar Yojana* (SGRY) has been merged with another item namely *National Rural Employment Guarantee Act* which has now been renamed as *Mahatma Gandhi National Rural Employment Guarantee Act* from 31<sup>st</sup> 2009. Further, in the 12<sup>th</sup> Plan *Swarnajayanti Gram Swarozgar Yojana* (SGSY) has been modified and renamed as *National Rural Livelihood Mission* (NRLM). Targeted Public Distribution System (TPDS) is being gradually replaced with *National Food Security Act* (NFSA). Presently, 65 items are monitored under TPP-2006. These 65 items consist of 162 identified parameters. The list of 65 items is enclosed at **Annexure-2**.

3. Out of 65 items, 19 items (earlier 20) measured on 37 parameters are being monitored on quarterly basis during the period 2015-16, of which 21 parameters are monitored against the targets fixed at the beginning of financial year by the Central Nodal Ministries and State Governments (information in respect of 15 items is being collected from various States/ UTs and for remaining 4 items from the concerned Central Nodal Ministries) (**Annexure-3&4**). For the purpose of quarterly performance, these 21 identified parameters have been taken (**Annexure-5**). The remaining items under TPP-2006 are being monitored on annual basis as the information in respect of these items is made available by the concerned Central Nodal Ministries only on annual basis.

4. Some of the schemes/programmes are yet to be operationalised by the Central Nodal Ministries concerned. These items will be monitored only after the schemes come into existence and their frequency of monitoring will also be decided later. The details of such items are available at **Annexure-6**.

5. The monitoring mechanism for TPP-2006 consists of Block level monitoring in addition to District, State and Central level monitoring. Most of the States/Union Territories have constituted Block, District and State level monitoring committees. At the Centre, the progress of individual items is monitored and reviewed by the Departments/Ministries concerned. The Ministry of Statistics & Programme Implementation (MOSPI) monitors the programme/ schemes covered under TPP-2006 on the basis of performance reports received from State Governments and Central Nodal Ministries.

# **TWENTY POINT PROGRAMME - 2006**

## **PART - I**

### **OVERALL PERFORMANCE ANALYSIS**

# Twenty Point Programme-2006

## Progress Report – (April – June 2015)

1. This progress report of Twenty Point Programme-2006 consists of three parts: **Part-I** contains an analysis of the overall performance, whereas **Part-II** deals with item-wise performance.
2. The report is compiled on the basis of data received from the Central Nodal Ministries and State Governments/UT Administrations. Presently, 21 parameters are taken for quarterly performance analysis. The data is received either through web enabled software developed by National Informatics Centre (NIC) Cell in this Ministry or through fax/e-mail/post. The processing of data has been done in association with NIC Cell.
3. The analysis for the period **April-June 2015** shows that the performance under **eleven items/parameters** has been **‘Very Good’** (90% or above the targets). These items/parameters are:
  - (i) SC families assisted - under SCA to SCSP & NSFDC
  - (ii) Road constructed- PMGSY
  - (iii) Villages electrified - DDUGJY
  - (iv) Pumps sets energized
  - (v) Houses constructed - IAY
  - (vi) Food security-National Food Security Act (Tide Over)-NFSA
  - (vii) Anganwadis Functional (Cum.)
  - (viii) ICDS Blocks Operational (Cum.)
  - (ix) Supply of Electricity
  - (x) Food Security - Targeted Public Distribution System (only BPL)
  - (xi) Food security-Targeted Public Distribution system (only AAY)
4. There are **four** items/parameters in the category of **‘Good’** (80% to 90% of target). These items/parameters are:
  - (i) Number of SHGs provided Revolving Fund (RF) during the financial year- NRLM
  - (ii) Number of SHGs promoted (new and revived) during the financial year – NRLM
  - (iii) Food security-Targeted Public Distribution system (APL+BPL+AAY)
  - (iv) Food security-National Food Security Act (Normal)-NFSA
5. The performance of **six items/parameters** has been **‘Poor’** (below 80% of target). These items/parameters are:
  - (i) Habitations covered (Partially covered & Slipped back) - NRDWP
  - (ii) Houses constructed - EWS/LIG
  - (iii) Number of SHGs provided Community Investment Fund (CIF) during the financial year – NRLM
  - (iv) Area Covered under Plantation (Public and Forest Lands)
  - (v) Seedlings planted ( Public and Forest Lands)
  - (vi) Coverage of water quality affected habitations - NRDWP
6. Some of items under TPP-2006 namely *Mahatma Gandhi National Rural Employment Guarantee Act (MGNREGA)*, *Sanitation Programme in Rural Area* and *Institutional Delivery* are demand driven, whereas for items like *Distribution of Wasteland to the landless* and *Minimum Wages Enforcement (including Farm Labour)*, concerned administrative Ministries are not in position to provide State/UT-wise targets, as such all these items are being monitored without any targets. Quarterly targets have been worked out on prorata basis. The parameter “No. of Urban Poor Families Assisted under Seven Point Charter” has been changed from targetable to non-targetable w.e.f April 2015.

## HIGHLIGHTS OF PERFORMANCE

Sl. No.	Item	Achievement for April- June 2015
<b>1- Employment Generated under MGNREGS.</b>		
	(i) No. of Job cards issued	16,07,871 *
	(ii) Employment generated	40.92 crore mandays
	(iii) Wages given	Rs. 5,788.68 crore
<b>2- National Rural Livelihood Mission (NRLM)</b>		
	(i) Number of SHGs promoted (new and revived) during the financial year	40,467
	(ii) Number of SHGs provided Revolving Fund (RF) during the financial year	21,155
	(iii) Number of SHGs provided Community Investment Fund (CIF) during the financial year	9,116
<b>3- Distribution of waste land to the landless</b>		
	Land distributed	595 hectare
<b>4- Minimum Wages Enforcement (Including Farm Labour)</b>		
	(i) No. of Inspections made	30,391
	(ii) No. of Irregularities detected	859
	(iii) No. of Irregularities rectified	204
	(iv) No. of Claims filed	301
	(v) No. of Claims settled	284
	(vi) No. of Prosecution cases pending	8,202
	(vii) No. of Prosecution cases filed	285
	(viii) No. of Prosecution cases decided	140
<b>5- Food Security: (i) TPDS/ NFSA</b>		
	(i) Food Security: Targeted Public Distribution System (TPDS)	109.33 lakh tonnes
	(ii) Food Security: Antyodaya Anna Yojana (AAY)	13.89 lakh tonnes
	(iii) Food Security: Below Poverty Line (BPL)	25.02 lakh tonnes
	(iv) NFSA (Normal)	44.75 lakh tonnes
	(v) NFSA (Tide Over)	0.86 lakh tonnes
<b>6- Rural Housing-Indira Awaas Yojana</b>		
	No. of Houses constructed	2,77,866
<b>7- EWS/LIG Houses in Urban Areas</b>		
	No. of Houses constructed	15,048

Contd.....

<b>Sl. No.</b>	<b>Item</b>	<b>Achievement for April- June 2015</b>
<b>8-</b>	<b>Rural Areas. - National Rural Drinking Water Programme-(NRDWP)</b>	
	(i) Coverage of Habitations (Partially covered & Slipped back)- (NRDWP)	4,878
	(ii) Coverage of Water Quality Affected Habitations – (NRDWP)	525
<b>9-</b>	<b>Sanitation Programme in Rural Areas</b>	
	No. of Individual household latrines constructed	15,69,745
<b>10-</b>	<b>Institutional Delivery</b>	
	No. of Deliveries in Institutions	30.39 lakh
<b>11-</b>	<b>SC Families Assisted</b>	
	(i) No. of SC Families assisted under SCA to SCSP & NSFDC	1.99 lakh
	(ii) No. of SC Students assisted under post matric scholarship	4.51 lakh
<b>12-</b>	<b>Universalisation of ICDS Schemes</b>	
	No. of ICDS Blocks Operational (Cum.)	6,973
<b>13-</b>	<b>Functional Anganwadis</b>	
	No. of Anganwadis Functional (Cum.)	13.35 lakh
<b>14-</b>	<b>Number of Urban poor families assisted under Seven Point Charter viz. land tenure, housing at affordable cost, water, sanitation, health, education, and social security.</b>	
	No. of Poor Families assisted	5.02 lakh
<b>15-</b>	<b>Afforestation:</b>	
	(i) Area covered under Plantation (Public and Forest Lands)	80,766 hectares
	(ii) No. of Seedlings planted (Public and Forest Lands)	5.10 crore
<b>16-</b>	<b>Rural Road- Prime Minister Grameen Sadak Yojana (PMGSY)</b>	
	Length of Road constructed	10,726 Kms
<b>17-</b>	<b>Deendayal Upadhyaya Gram Jyoti Yojana (DDUGJY)</b>	
	No. of Villages electrified	1,041
<b>18-</b>	<b>Energized Pumps sets</b>	
	No. of Pumps sets energized	1,07,362
<b>19-</b>	<b>Supply of Electricity</b>	
	Electricity supplied	2,62,384 Million Units(MU)

**Note:-** \* Some of States are reporting cumulative performance since inception. These are now reconciled with the performance figures supplied by M/o Rural Development to set performance targets during April 2015-March 2016.

Progress reports of seven States/UTs & three Ministries i.e. Arunachal Pradesh, Chhattisgarh, Jharkhand, Manipur, Mizoram, Nagaland and Puducherry and M/o Rural Development, M/o Labour & Employment & M/o Drinking Water & Sanitation for the period April 2015-June 2015 were not received till scheduled date.



## ACHIEVEMENT HIGHLIGHTS

### PERFORMANCE DURING April to June 2015

The cumulative performance during April to June 2015 has been "Very Good" for 11 item(s), "Good" for 4 item(s), and "Poor" for 6 item(s).

#### A. "Very Good" Performance (90% or above of targets)

<u>S.No</u>	<u>Items</u>	<u>% Achievement</u>
1	SC families assisted - under SCA to SCSP & NSFDC	492
2	Road constructed- PMGSY	206
3	Villages electrified - DDUGJY	149
4	Pumps sets energized	137
5	Houses constructed - IAY	111
6	Food Security:National Food Security Act (Tide Over)-NFSA	101
7	Anganwadis Functional (Cum.)	99
8	ICDS Blocks Operational (Cum.)	99
9	Supply of Electricity	98
10	Food Security - Targeted Public Distribution System (BPL only)	96
11	Food security-Targeted Public Distribution System (AAY only )	94

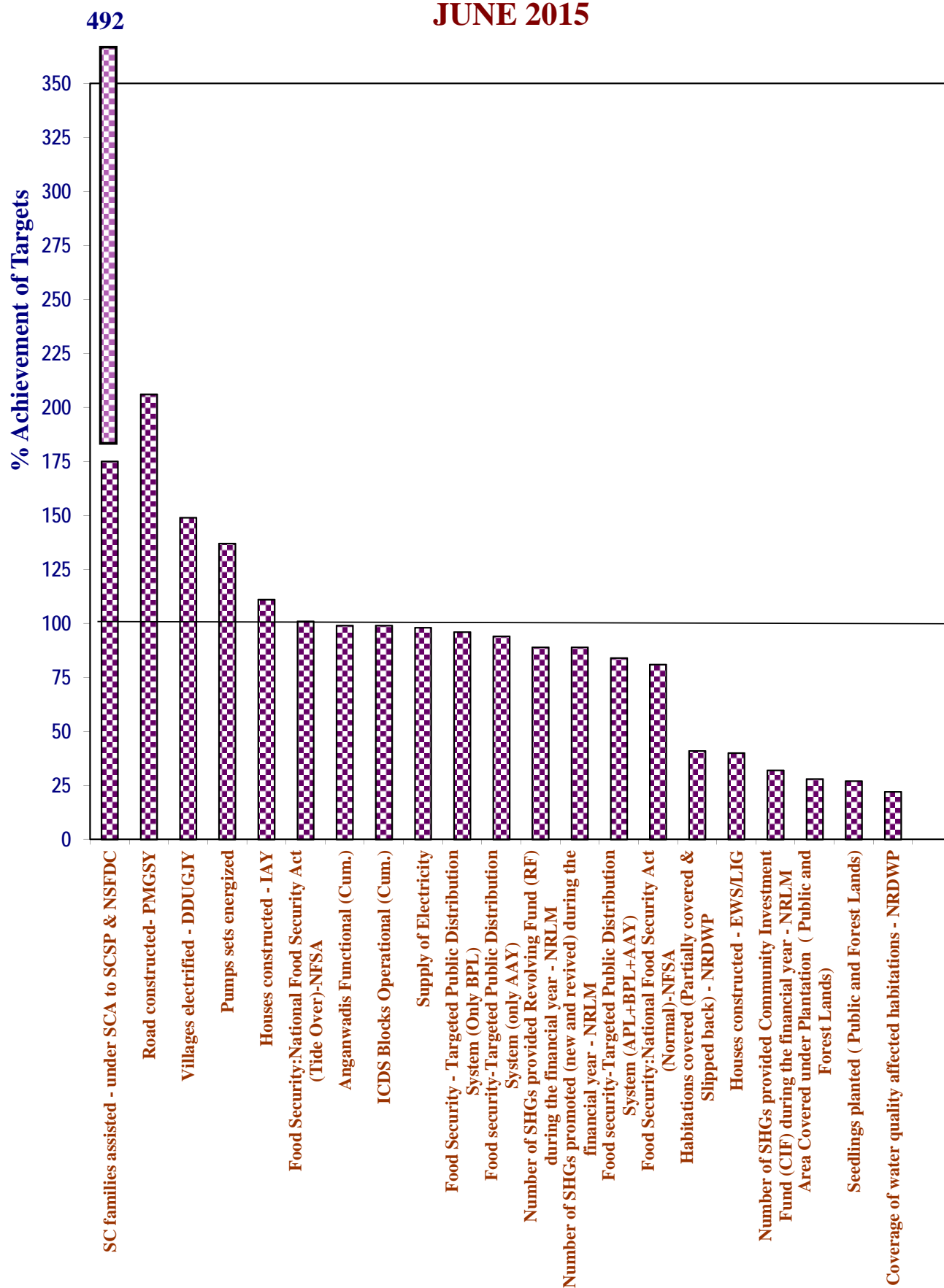
#### B. "Good" Performance (80% to 90%)

12	Number of SHGs provided Revolving Fund (RF) during the financial year - NRLM	89
13	Number of SHGs promoted (new and revived) during the financial year - NRLM	89
14	Food security-Targeted Public Distribution System (APL+BPL+AAY)	84
15	Food Security:National Food Security Act (Normal)-NFSA	81

#### C. Areas of concern-where the performance is below 80%

16	Habitations covered (Partially covered & Slipped back) - NRDWP	41
17	Houses constructed - EWS/LIG	40
18	Number of SHGs provided Community Investment Fund (CIF) during the financial year - NRLM	32
19	Area Covered under Plantation ( Public and Forest Lands)	28
20	Seedlings planted ( Public and Forest Lands)	27
21	Coverage of water quality affected habitations - NRDWP	22

# ALL INDIA PERFORMANCE OF TARGET ORIENTED PARAMETERS DURING APRIL 2015- JUNE 2015



**Table - A**  
**Targets for 2015-2016 & April to June 2015 and achievements during the period April to June 2015**  
**ALL INDIA PERFORMANCE**

Sl. No.	Item Description	Units	Targets		Achievements	% Achievements of Targets during April -June 2015
			2015-2016	April - June 2015	April - June 2015	
1	Number of SHGs promoted (new and revived) during the financial year - NRLM	Number	3,03,086	45,466	40,467	89
2	Number of SHGs provided Revolving Fund (RF) during the financial year - NRLM	Number	1,57,874	23,684	21,155	89
3	Number of SHGs provided Community Investment Fund (CIF) during the financial year - NRLM	Number	1,88,818	28,327	9,116	32
4	Food Security:Targeted Public Distribution System(TPDS)	Tonnes	3,28,24,448	1,30,81,190	10,933,389	84
5	Food Security:Antodaya Anna Yojana(AAY)	Tonnes	51,96,092	14,83,223	13,89,200	94
6	Food Security:Targeted Public Distribution System (Only BPL)	Tonnes	92,64,875	26,16,818	25,02,281	96
7	Food Security:National Food Security Act(Normal)-NFSA	Tonnes	1,22,84,908	55,04,089	44,75,110	81
8	Food Security:National Food Security Act(Tide Over)- NFSA	Tonnes	85,217	85,217	85,844	101
9	Houses constructed - IAY	Number	25,13,969	2,51,398	2,77,866	111
10	Houses constructed - EWS/LIG	Number	1,49,999	37,499	15,048	40
11	Habitations covered (Partially covered & Slipped back) - NRDWP	Number	1,18,671	11,864	4,878	41
12	Coverage of water quality affected habitations - NRDWP	Number	23,427	2,339	525	22
13	SC families assisted - under SCA to SCSP & NSFDC	Number	1,77,699	40,542	1,99,386	492
14	ICDS Blocks Operational (Cum.)	Number	7,075	7,072	6,973	99
15	Anganwadis Functional (Cum.)	Number	14,00,000	13,46,186	13,34,630	99
16	Area Covered under Plantation ( Public and Forest Lands)	Hectares	11,66,651	2,91,671	80,766	28
17	Seedlings planted ( Public and Forest Lands)	Number	75,83,32,000	18,95,88,000	5,10,18,261	27
18	Road constructed- PMGSY	Kilometer	26,000	5,200	10,726	206
19	Villages electrified - DDUGJY	Number	3,501	701	1,041	149
20	Pumps sets energized	Number	3,51,806	78,199	1,07,362	137
21	Electricity supplied	Million Units	3,07,827	2,68,320	2,62,384	98

**Table - B**

**STATE-WISE PERFORMANCE DURING April to June 2015 (PERCENT ACHIEVEMENT)**

S.No	Description	ALL INDIA	AP	ARP	AS	BI	CHHA.	DELHI	GOA
1	Number of SHGs promoted (new and revived) during the financial year - NRLM	89	NA	0	143	44	0	NA	NA
2	Number of SHGs provided Revolving Fund (RF) during the financial year - NRLM	89	NA	NA	171	NA	0	NA	NA
3	Number of SHGs provided Community Investment Fund (CIF) during the financial year - NRLM	32	NA	NA	356	6	0	NA	NA
4	Food security-Targeted Public Distribution system (APL+BPL+AAY)	84	61	102	101	60	100	107	120
5	Food security-Targeted Public Distribution system (only AAY)	94	87	104	101	NA	NA	NA	112
6	Food Security - Targeted Public Distribution System (Only BPL)	96	75	103	103	NA	NA	NA	113
7	Food Security:National Food Security Act(Normal)-NFSA	81	NA	NA	NA	60	100	107	NA
8	Food Security:National Food Security Act(Tide Over)-NFSA	101	NA	NA	NA	NA	NA	24	NA
9	Houses constructed - IAY	111	200	0	127	253	0	NA	393
10	Houses constructed - EWS/LIG	40	34	0	0	148	0	0	NA
11	Habitations covered (Partially covered & Slipped back) - NRDWP	41	107	0	1	15	0	NA	NA
12	Coverage of water quality affected habitations - NRDWP	22	71	0	0	15	0	NA	NA
13	SC families assisted - under SCA to SCSP & NSFDC	492	2,003	NA	1,180	16	0	63	0
14	ICDS Blocks Operational (Cum.)	99	100	95	100	100	100	100	109
15	Anganwadis Functional (Cum.)	99	100	100	100	100	100	100	100
16	Area Covered under Plantation ( Public and Forest Lands)	28	0	0	0	87	0	0	0
17	Seedlings planted ( Public and Forest Lands)	27	0	0	0	87	0	0	0
18	Road constructed- PMGSY	206	342	210	89	146	287	NA	NA
19	Villages electrified - DDUGJY	149	NA	NA	88	220	100	NA	NA
20	Pumps sets energized	137	71	NA	NA	0	0	NA	87
21	Supply of Electricity	98	100	83	90	98	99	100	100

NA - Not Applicable

**Table - B(Contd.)**

**STATE-WISE PERFORMANCE DURING April to June 2015 (PERCENT ACHIEVEMENT)**

S.No	Description	ALL INDIA	GUJ	HRY	HP	J&K	JHAR.	KAR	KER
1	Number of SHGs promoted (new and revived) during the financial year - NRLM	89	144	176	0	0	0	0	NA
2	Number of SHGs provided Revolving Fund (RF) during the financial year - NRLM	89	177	188	0	0	0	0	NA
3	Number of SHGs provided Community Investment Fund (CIF) during the financial year - NRLM	32	1	NA	0	0	0	NA	NA
4	Food security-Targeted Public Distribution system (APL+BPL+AAY)	84	95	117	101	108	72	99	102
5	Food security-Targeted Public Distribution system (only AAY)	94	100	NA	NA	113	95	NA	103
6	Food Security - Targeted Public Distribution System (Only BPL)	96	100	NA	NA	108	94	NA	101
7	Food Security:National Food Security Act(Normal)-NFSA	81	NA	117	100	NA	NA	99	NA
8	Food Security:National Food Security Act(Tide Over)-NFSA	101	NA	NA	102	NA	NA	NA	NA
9	Houses constructed - IAY	111	297	31	0	27	0	127	139
10	Houses constructed - EWS/LIG	40	93	1,241	0	0	0	399	12
11	Habitations covered (Partially covered & Slipped back) - NRDWP	41	446	11	152	0	0	0	33
12	Coverage of water quality affected habitations - NRDWP	22	0	NA	NA	NA	0	0	40
13	SC families assisted - under SCA to SCSP & NSFDC	492	2,968	8,289	603	0	0	8	3,113
14	ICDS Blocks Operational (Cum.)	99	100	100	100	100	91	100	100
15	Anganwadis Functional (Cum.)	99	100	100	100	100	100	100	100
16	Area Covered under Plantation ( Public and Forest Lands)	28	0	30	0	0	0	183	45
17	Seedlings planted ( Public and Forest Lands)	27	0	43	0	0	0	129	75
18	Road constructed- PMGSY	206	82	228	547	63	196	280	62
19	Villages electrified - DDUJGY	149	NA	NA	100	433	80	NA	NA
20	Pumps sets energized	137	188	58	176	NA	0	225	88
21	Supply of Electricity	98	100	100	100	84	99	98	99

NA - Not Applicable

**Table - B(Contd.)**

**STATE-WISE PERFORMANCE DURING April to June 2015 (PERCENT ACHIEVEMENT)**

S.No	Description	ALL INDIA	MP	MAH	MANI	MEGH	MIZ	NAGA	ODIS.
1	Number of SHGs promoted (new and revived) during the financial year - NRLM	89	0	75	0	6	0	0	0
2	Number of SHGs provided Revolving Fund (RF) during the financial year - NRLM	89	0	58	NA	0	0	NA	0
3	Number of SHGs provided Community Investment Fund (CIF) during the financial year - NRLM	32	0	131	NA	0	NA	NA	0
4	Food security-Targeted Public Distribution system (APL+BPL+AAY)	84	73	90	94	100	107	111	93
5	Food security-Targeted Public Distribution system (only AAY)	94	NA	NA	101	100	119	108	100
6	Food Security - Targeted Public Distribution System (Only BPL)	96	NA	NA	100	100	94	108	100
7	Food Security:National Food Security Act(Normal)-NFSA	81	73	90	NA	NA	NA	NA	NA
8	Food Security:National Food Security Act(Tide Over)-NFSA	101	NA	NA	NA	NA	NA	NA	NA
9	Houses constructed - IAY	111	0	3	0	29	0	0	286
10	Houses constructed - EWS/LIG	40	0	26	0	0	0	0	0
11	Habitations covered (Partially covered & Slipped back) - NRDWP	41	0	29	0	0	0	0	248
12	Coverage of water quality affected habitations - NRDWP	22	0	22	NA	0	NA	0	57
13	SC families assisted - under SCA to SCSP & NSFDC	492	11	33	0	0	NA	NA	1,034
14	ICDS Blocks Operational (Cum.)	99	100	100	102	100	100	100	100
15	Anganwadis Functional (Cum.)	99	100	90	99	87	88	100	100
16	Area Covered under Plantation ( Public and Forest Lands)	28	29	31	0	0	0	0	0
17	Seedlings planted ( Public and Forest Lands)	27	29	29	0	0	0	0	0
18	Road constructed- PMGSY	206	145	158	458	60	294	130	257
19	Villages electrified - DDUJGY	149	14	NA	0	20	533	0	25
20	Pumps sets energized	137	532	NA	NA	NA	NA	NA	544
21	Supply of Electricity	98	100	100	92	92	95	98	99

NA - Not Applicable

**Table - B(Contd.)**

**STATE-WISE PERFORMANCE DURING April to June 2015 (PERCENT ACHIEVEMENT)**

S.No	Description	ALL INDIA	PUDU	PUN	RAJ	SIK	TN	TG	TRI
1	Number of SHGs promoted (new and revived) during the financial year - NRLM	89	0	122	326	NA	997	NA	0
2	Number of SHGs provided Revolving Fund (RF) during the financial year - NRLM	89	0	52	NA	NA	314	0	0
3	Number of SHGs provided Community Investment Fund (CIF) during the financial year - NRLM	32	0	0	382	NA	0	NA	NA
4	Food security-Targeted Public Distribution system (APL+BPL+AAY)	84	16	14	97	88	74	22	94
5	Food security-Targeted Public Distribution system (only AAY)	94	32	NA	NA	100	100	17	97
6	Food Security - Targeted Public Distribution System (Only BPL)	96	9	NA	NA	100	96	31	97
7	Food Security:National Food Security Act(Normal)-NFSA	81	NA	14	97	NA	NA	NA	NA
8	Food Security:National Food Security Act(Tide Over)-NFSA	101	NA	NA	NA	NA	NA	NA	NA
9	Houses constructed - IAY	111	0	0	136	0	0	0	0
10	Houses constructed - EWS/LIG	40	0	0	20	0	63	0	NA
11	Habitations covered (Partially covered & Slipped back) - NRDWP	41	0	44	0	50	0	202	100
12	Coverage of water quality affected habitations - NRDWP	22	NA	28	0	NA	0	214	92
13	SC families assisted - under SCA to SCSP & NSFDC	492	0	0	442	0	89	34	80
14	ICDS Blocks Operational (Cum.)	99	100	101	100	100	100	100	100
15	Anganwadis Functional (Cum.)	99	100	100	100	101	100	100	100
16	Area Covered under Plantation ( Public and Forest Lands)	28	0	0	95	15	0	14	57
17	Seedlings planted ( Public and Forest Lands)	27	0	0	107	40	0	14	58
18	Road constructed- PMGSY	206	NA	388	324	92	46	94	107
19	Villages electrified - DDUJGY	149	NA	NA	0	NA	NA	NA	0
20	Pumps sets energized	137	0	0	69	NA	62	211	NA
21	Supply of Electricity	98	100	100	100	100	98	98	89

NA - Not Applicable

**Table - B(Contd.)**

**STATE-WISE PERFORMANCE DURING April to June 2015 (PERCENT ACHIEVEMENT)**

S.No	Description	ALL INDIA	UTTA.	UP	WB	A&N	CHND.	D&N	D&D
1	Number of SHGs promoted (new and revived) during the financial year - NRLM	89	189	624	NA	NA	NA	NA	NA
2	Number of SHGs provided Revolving Fund (RF) during the financial year - NRLM	89	125	19,370	106	NA	NA	NA	NA
3	Number of SHGs provided Community Investment Fund (CIF) during the financial year - NRLM	32	0	NA	137	NA	NA	NA	NA
4	Food security-Targeted Public Distribution system (APL+BPL+AAY)	84	107	94	87	89	89	88	14
5	Food security-Targeted Public Distribution system (only AAY)	94	97	100	85	81	NA	90	16
6	Food Security - Targeted Public Distribution System (Only BPL)	96	115	100	103	84	NA	90	21
7	Food Security:National Food Security Act(Normal)-NFSA	81	NA	NA	1	NA	92	NA	NA
8	Food Security:National Food Security Act(Tide Over)-NFSA	101	NA	NA	NA	NA	87	NA	NA
9	Houses constructed - IAY	111	102	61	114	51	NA	0	0
10	Houses constructed - EWS/LIG	40	0	6	83	NA	0	0	NA
11	Habitations covered (Partially covered & Slipped back) - NRDWP	41	59	0	63	700	NA	NA	NA
12	Coverage of water quality affected habitations - NRDWP	22	0	0	114	NA	NA	NA	NA
13	SC families assisted - under SCA to SCSP & NSFDC	492	70	43	155	NA	1,233	NA	NA
14	ICDS Blocks Operational (Cum.)	99	100	94	96	100	100	100	100
15	Anganwadis Functional (Cum.)	99	100	95	109	101	100	95	95
16	Area Covered under Plantation ( Public and Forest Lands)	28	18	22	926	99	0	0	0
17	Seedlings planted ( Public and Forest Lands)	27	26	4	3,413	102	0	0	0
18	Road constructed- PMGSY	206	512	249	295	NA	NA	NA	NA
19	Villages electrified - DDUGJY	149	NA	23	450	NA	NA	NA	NA
20	Pumps sets energized	163	125	80	894	NA	NA	0	33
21	Supply of Electricity	98	98	88	100	75	100	100	100
	NA - Not Applicable								

**Table - B(Contd.)**



**STATE-WISE PERFORMANCE DURING April to June 2015 (PERCENT ACHIEVEMENT)**

S.No	Description	ALL	
		INDIA	LAKSH
1	Number of SHGs promoted (new and revived) during the financial year - NRLM	89	NA
2	Number of SHGs provided Revolving Fund (RF) during the financial year - NRLM	89	NA
3	Number of SHGs provided Community Investment Fund (CIF) during the financial year - NRLM	32	NA
4	Food security-Targeted Public Distribution system (APL+BPL+AAY)	84	90
5	Food security-Targeted Public Distribution system (only AAY)	94	0
6	Food Security - Targeted Public Distribution System (Only BPL)	96	0
7	Food Security:National Food Security Act(Normal)-NFSA	81	NA
8	Food Security:National Food Security Act(Tide Over)-NFSA	101	NA
9	Houses constructed - IAY	111	1,750
10	Houses constructed - EWS/LIG	40	NA
11	Habitations covered (Partially covered & Slipped back) - NRDWP	41	NA
12	Coverage of water quality affected habitations - NRDWP	22	NA
13	SC families assisted - under SCA to SCSP & NSFDC	492	NA
14	ICDS Blocks Operational (Cum.)	99	100
15	Anganwadis Functional (Cum.)	99	100
16	Area Covered under Plantation ( Public and Forest Lands)	28	0
17	Seedlings planted ( Public and Forest Lands)	27	0
18	Road constructed- PMGSY	206	NA
19	Villages electrified - DDUGJY	149	NA
20	Pumps sets energized	163	NA
21	Supply of Electricity	98	100

NA - Not Applicable

## Table - C

Items in which the States/UTs performance is Very Good (90% and above),  
Good (80% to 90%) and Poor (below 80%) during the period  
April to June 2015

### 1. ANDHRA PRADESH

#### Very Good

Houses constructed - IAY, Habitations covered (Partially covered & Slipped back) - NRDWP, SC families assisted - under SCA to SCSP & NSFDC, ICDS Blocks Operational (Cum.), Anganwadis Functional (Cum.), Road constructed- PMGSY, Electricity supplied

#### Good

Food Security:Antodaya Anna Yojana(AAY)

#### Poor

Food Security:Targeted Public Distribution System(TPDS), Food Security:Targeted Public Distribution System (Only BPL), Houses constructed - EWS/LIG, Coverage of water quality affected habitations - NRDWP, Area Covered under Plantation ( Public and Forest Lands), Seedlings planted ( Public and Forest Lands), Pumps sets energized

### 2. ARUNACHAL PRADESH

#### Very Good

Food Security:Targeted Public Distribution System(TPDS), Food Security:Antodaya Anna Yojana(AAY), Food Security:Targeted Public Distribution System (Only BPL), ICDS Blocks Operational (Cum.), Anganwadis Functional (Cum.), Road constructed- PMGSY

#### Good

Electricity supplied

#### Poor

Number of SHGs promoted (new and revived) during the financial year - NRLM, Houses constructed - IAY, Houses constructed - EWS/LIG, Habitations covered (Partially covered & Slipped back) - NRDWP, Coverage of water quality affected habitations - NRDWP, Area Covered under Plantation ( Public and Forest Lands), Seedlings planted ( Public and Forest Lands)

### 3. ASSAM

#### Very Good

Number of SHGs promoted (new and revived) during the financial year - NRLM, Number of SHGs provided Revolving Fund (RF) during the financial year - NRLM, Number of SHGs provided Community Investment Fund (CIF) during the financial year - NRLM, Food Security:Targeted Public Distribution System(TPDS), Food Security:Antodaya Anna Yojana(AAY), Food Security:Targeted Public Distribution System (Only BPL), Houses constructed - IAY, SC families assisted - under SCA to SCSP & NSFDC, ICDS Blocks Operational (Cum.), Anganwadis Functional (Cum.), Electricity supplied

#### Good

Road constructed- PMGSY, Villages electrified - DDUGJY

#### Poor

Houses constructed - EWS/LIG, Habitations covered (Partially covered & Slipped back) - NRDWP, Coverage of water quality affected habitations - NRDWP, Area Covered under Plantation ( Public and Forest Lands), Seedlings planted ( Public and Forest Lands)

### 4. BIHAR

#### Very Good

Houses constructed - IAY, Houses constructed - EWS/LIG, ICDS Blocks Operational (Cum.), Anganwadis Functional (Cum.), Road constructed- PMGSY, Villages electrified - DDUGJY, Electricity supplied

#### Good

Area Covered under Plantation ( Public and Forest Lands), Seedlings planted ( Public and Forest Lands)

#### Poor

Number of SHGs promoted (new and revived) during the financial year - NRLM, Number of SHGs provided Community Investment Fund (CIF) during the financial year - NRLM, Food Security:Targeted Public Distribution System(TPDS), Food Security:National Food Security Act(Normal)-NFSA, Habitations covered (Partially covered & Slipped back) - NRDWP, Coverage of water quality affected habitations - NRDWP, SC families assisted - under SCA to SCSP & NSFDC, Pumps sets energized

## 5. CHHATISGARH

### Very Good

Food Security:Targeted Public Distribution System(TPDS), Food Security:National Food Security Act(Normal)-NFSA, ICDS Blocks Operational (Cum.), Anganwadis Functional (Cum.), Road constructed-PMGSY, Villages electrified - DDUGJY, Electricity supplied

### Poor

Number of SHGs promoted (new and revived) during the financial year - NRLM, Number of SHGs provided Revolving Fund (RF) during the financial year - NRLM, Number of SHGs provided Community Investment Fund (CIF) during the financial year - NRLM, Houses constructed - IAY, Houses constructed - EWS/LIG, Habitations covered (Partially covered & Slipped back) - NRDWP, Coverage of water quality affected habitations - NRDWP, SC families assisted - under SCA to SCSP & NSFDC, Area Covered under Plantation ( Public and Forest Lands), Seedlings planted ( Public and Forest Lands), Pumps sets energized

## 6. DELHI

### Very Good

Food Security:Targeted Public Distribution System(TPDS), Food Security:National Food Security Act(Normal)-NFSA, ICDS Blocks Operational (Cum.), Anganwadis Functional (Cum.), Electricity supplied

### Poor

Food Security:National Food Security Act(Tide Over)-NFSA, Houses constructed - EWS/LIG, SC families assisted - under SCA to SCSP & NSFDC, Area Covered under Plantation ( Public and Forest Lands), Seedlings planted ( Public and Forest Lands)

## 7. GOA

### Very Good

Food Security:Targeted Public Distribution System(TPDS), Food Security:Antodaya Anna Yojana(AAY), Food Security:Targeted Public Distribution System (Only BPL), Houses constructed - IAY, ICDS Blocks Operational (Cum.), Anganwadis Functional (Cum.), Electricity supplied

### Good

Pumps sets energized

### Poor

SC families assisted - under SCA to SCSP & NSFDC, Area Covered under Plantation ( Public and Forest Lands), Seedlings planted ( Public and Forest Lands)

## 8. GUJARAT

### Very Good

Number of SHGs promoted (new and revived) during the financial year - NRLM, Number of SHGs provided Revolving Fund (RF) during the financial year - NRLM, Food Security:Targeted Public Distribution System(TPDS), Food Security:Antodaya Anna Yojana(AAY), Food Security:Targeted Public Distribution System (Only BPL), Houses constructed - IAY, Houses constructed - EWS/LIG, Habitations covered (Partially covered & Slipped back) - NRDWP, SC families assisted - under SCA to SCSP & NSFDC, ICDS Blocks Operational (Cum.), Anganwadis Functional (Cum.), Pumps sets energized, Electricity supplied

### Good

Road constructed- PMGSY

### Poor

Number of SHGs provided Community Investment Fund (CIF) during the financial year - NRLM, Coverage of water quality affected habitations - NRDWP, Area Covered under Plantation ( Public and Forest Lands), Seedlings planted ( Public and Forest Lands)

## 9. HARYANA

### Very Good

Number of SHGs promoted (new and revived) during the financial year - NRLM, Number of SHGs provided Revolving Fund (RF) during the financial year - NRLM, Food Security:Targeted Public Distribution System(TPDS), Food Security:National Food Security Act(Normal)-NFSA, Houses constructed - EWS/LIG, SC families assisted - under SCA to SCSP & NSFDC, ICDS Blocks Operational (Cum.), Anganwadis Functional (Cum.), Road constructed- PMGSY, Electricity supplied

### Poor

Houses constructed - IAY, Habitations covered (Partially covered & Slipped back) - NRDWP, Area Covered under Plantation ( Public and Forest Lands), Seedlings planted ( Public and Forest Lands), Pumps sets energized

## 10. HIMACHAL PRADESH

### Very Good

Food Security:Targeted Public Distribution System(TPDS), Food Security:National Food Security Act(Normal)-NFSA, Food Security:National Food Security Act(Tide Over)-NFSA, Habitations covered (Partially covered & Slipped back) - NRDWP, SC families assisted - under SCA to SCSP & NSFDC, ICDS Blocks Operational (Cum.), Anganwadis Functional (Cum.), Road constructed- PMGSY, Villages electrified - DDUGJY, Pumps sets energized, Electricity supplied

### Poor

Number of SHGs promoted (new and revived) during the financial year - NRLM, Number of SHGs provided Revolving Fund (RF) during the financial year - NRLM, Number of SHGs provided Community Investment Fund (CIF) during the financial year - NRLM, Houses constructed - IAY, Houses constructed - EWS/LIG, Area Covered under Plantation ( Public and Forest Lands), Seedlings planted ( Public and Forest Lands)

## 11. JAMMU AND KASHMIR

### Very Good

Food Security:Targeted Public Distribution System(TPDS), Food Security:Antodaya Anna Yojana(AAY), Food Security:Targeted Public Distribution System (Only BPL), ICDS Blocks Operational (Cum.), Anganwadis Functional (Cum.), Villages electrified - DDUGJY

### Good

Electricity supplied

### Poor

Number of SHGs promoted (new and revived) during the financial year - NRLM, Number of SHGs provided Revolving Fund (RF) during the financial year - NRLM, Number of SHGs provided Community Investment Fund (CIF) during the financial year - NRLM, Houses constructed - IAY, Houses constructed - EWS/LIG, Habitations covered (Partially covered & Slipped back) - NRDWP, SC families assisted - under SCA to SCSP & NSFDC, Area Covered under Plantation ( Public and Forest Lands), Seedlings planted ( Public and Forest Lands), Road constructed- PMGSY

## 12. JHARKHAND

### Very Good

Food Security:Antodaya Anna Yojana(AAY), Food Security:Targeted Public Distribution System (Only BPL), ICDS Blocks Operational (Cum.), Anganwadis Functional (Cum.), Road constructed- PMGSY, Electricity supplied

### Good

Villages electrified - DDUGJY

### Poor

Number of SHGs promoted (new and revived) during the financial year - NRLM, Number of SHGs provided Revolving Fund (RF) during the financial year - NRLM, Number of SHGs provided Community Investment Fund (CIF) during the financial year - NRLM, Food Security:Targeted Public Distribution System(TPDS), Houses constructed - IAY, Houses constructed - EWS/LIG, Habitations covered (Partially covered & Slipped back) - NRDWP, Coverage of water quality affected habitations - NRDWP, SC families assisted - under SCA to SCSP & NSFDC, Area Covered under Plantation ( Public and Forest Lands), Seedlings planted ( Public and Forest Lands), Pumps sets energized

### 13. KARNATAKA

#### Very Good

Food Security:Targeted Public Distribution System(TPDS), Food Security:National Food Security Act(Normal)-NFSA, Houses constructed - IAY, Houses constructed - EWS/LIG, ICDS Blocks Operational (Cum.), Anganwadis Functional (Cum.), Area Covered under Plantation ( Public and Forest Lands), Seedlings planted ( Public and Forest Lands), Road constructed- PMGSY, Pumps sets energized, Electricity supplied

#### Poor

Number of SHGs promoted (new and revived) during the financial year - NRLM, Number of SHGs provided Revolving Fund (RF) during the financial year - NRLM, Habitations covered (Partially covered & Slipped back) - NRDWP, Coverage of water quality affected habitations - NRDWP, SC families assisted - under SCA to SCSP & NSFDC

### 14. KERALA

#### Very Good

Food Security:Targeted Public Distribution System(TPDS), Food Security:Antodaya Anna Yojana(AAY), Food Security:Targeted Public Distribution System (Only BPL), Houses constructed - IAY, SC families assisted - under SCA to SCSP & NSFDC, ICDS Blocks Operational (Cum.), Anganwadis Functional (Cum.), Electricity supplied

#### Good

Pumps sets energized

#### Poor

Houses constructed - EWS/LIG, Habitations covered (Partially covered & Slipped back) - NRDWP, Coverage of water quality affected habitations - NRDWP, Area Covered under Plantation ( Public and Forest Lands), Seedlings planted ( Public and Forest Lands), Road constructed- PMGSY

### 15. MADHYA PRADESH

#### Very Good

ICDS Blocks Operational (Cum.), Anganwadis Functional (Cum.), Road constructed- PMGSY, Pumps sets energized, Electricity supplied

#### Poor

Number of SHGs promoted (new and revived) during the financial year - NRLM, Number of SHGs provided Revolving Fund (RF) during the financial year - NRLM, Number of SHGs provided Community Investment Fund (CIF) during the financial year - NRLM, Food Security:Targeted Public Distribution System(TPDS), Food Security:National Food Security Act(Normal)-NFSA, Houses constructed - IAY, Houses constructed - EWS/LIG, Habitations covered (Partially covered & Slipped back) - NRDWP, Coverage of water quality affected habitations - NRDWP, SC families assisted - under SCA to SCSP & NSFDC, Area Covered under Plantation ( Public and Forest Lands), Seedlings planted ( Public and Forest Lands), Villages electrified - DDUGJY

### 16. MAHARASHTRA

#### Very Good

Number of SHGs provided Community Investment Fund (CIF) during the financial year - NRLM, Food Security:Targeted Public Distribution System(TPDS), Food Security:National Food Security Act(Normal)-NFSA, ICDS Blocks Operational (Cum.), Anganwadis Functional (Cum.), Road constructed- PMGSY, Electricity supplied

#### Poor

Number of SHGs promoted (new and revived) during the financial year - NRLM, Number of SHGs provided Revolving Fund (RF) during the financial year - NRLM, Houses constructed - IAY, Houses constructed - EWS/LIG, Habitations covered (Partially covered & Slipped back) - NRDWP, Coverage of water quality affected habitations - NRDWP, SC families assisted - under SCA to SCSP & NSFDC, Area Covered under Plantation ( Public and Forest Lands), Seedlings planted ( Public and Forest Lands)

## 17. MANIPUR

### Very Good

Food Security:Targeted Public Distribution System(TPDS), Food Security:Antodaya Anna Yojana(AAY), Food Security:Targeted Public Distribution System (Only BPL), ICDS Blocks Operational (Cum.), Anganwadis Functional (Cum.), Road constructed- PMGSY, Electricity supplied

### Poor

Number of SHGs promoted (new and revived) during the financial year - NRLM, Houses constructed - IAY, Houses constructed - EWS/LIG, Habitations covered (Partially covered & Slipped back) - NRDWP, SC families assisted - under SCA to SCSP & NSFDC, Area Covered under Plantation ( Public and Forest Lands), Seedlings planted ( Public and Forest Lands), Villages electrified - DDUGJY

## 18. MEGHALAYA

### Very Good

Food Security:Targeted Public Distribution System(TPDS), Food Security:Antodaya Anna Yojana(AAY), Food Security:Targeted Public Distribution System (Only BPL), ICDS Blocks Operational (Cum.), Electricity supplied

### Good

Anganwadis Functional (Cum.)

### Poor

Number of SHGs promoted (new and revived) during the financial year - NRLM, Number of SHGs provided Revolving Fund (RF) during the financial year - NRLM, Number of SHGs provided Community Investment Fund (CIF) during the financial year - NRLM, Houses constructed - IAY, Houses constructed - EWS/LIG, Habitations covered (Partially covered & Slipped back) - NRDWP, Coverage of water quality affected habitations - NRDWP, SC families assisted - under SCA to SCSP & NSFDC, Area Covered under Plantation ( Public and Forest Lands), Seedlings planted ( Public and Forest Lands), Road constructed- PMGSY, Villages electrified - DDUGJY

## 19. MIZORAM

### Very Good

Food Security:Targeted Public Distribution System(TPDS), Food Security:Antodaya Anna Yojana(AAY), Food Security:Targeted Public Distribution System (Only BPL), ICDS Blocks Operational (Cum.), Road constructed- PMGSY, Villages electrified - DDUGJY, Electricity supplied

### Good

Anganwadis Functional (Cum.)

### Poor

Number of SHGs promoted (new and revived) during the financial year - NRLM, Number of SHGs provided Revolving Fund (RF) during the financial year - NRLM, Houses constructed - IAY, Houses constructed - EWS/LIG, Habitations covered (Partially covered & Slipped back) - NRDWP, Area Covered under Plantation ( Public and Forest Lands), Seedlings planted ( Public and Forest Lands)

## 20. NAGALAND

### Very Good

Food Security:Targeted Public Distribution System(TPDS), Food Security:Antodaya Anna Yojana(AAY), Food Security:Targeted Public Distribution System (Only BPL), ICDS Blocks Operational (Cum.), Anganwadis Functional (Cum.), Road constructed- PMGSY, Electricity supplied

### Poor

Number of SHGs promoted (new and revived) during the financial year - NRLM, Houses constructed - IAY, Houses constructed - EWS/LIG, Habitations covered (Partially covered & Slipped back) - NRDWP, Coverage of water quality affected habitations - NRDWP, Area Covered under Plantation ( Public and Forest Lands), Seedlings planted ( Public and Forest Lands), Villages electrified - DDUGJY

## 21. ODISHA

### Very Good

Food Security:Targeted Public Distribution System(TPDS), Food Security:Antodaya Anna Yojana(AAY), Food Security:Targeted Public Distribution System (Only BPL), Houses constructed - IAY, Habitations covered (Partially covered & Slipped back) - NRDWP, SC families assisted - under SCA to SCSP & NSFDC, ICDS Blocks Operational (Cum.), Anganwadis Functional (Cum.), Road constructed- PMGSY, Pumps sets energized, Electricity supplied

### Poor

Number of SHGs promoted (new and revived) during the financial year - NRLM, Number of SHGs provided Revolving Fund (RF) during the financial year - NRLM, Number of SHGs provided Community Investment Fund (CIF) during the financial year - NRLM, Houses constructed - EWS/LIG, Coverage of water quality affected habitations - NRDWP, Area Covered under Plantation ( Public and Forest Lands), Seedlings planted ( Public and Forest Lands), Villages electrified - DDUGJY

## 22. PUDUCHERRY

### Very Good

ICDS Blocks Operational (Cum.), Anganwadis Functional (Cum.), Electricity supplied

### Poor

Number of SHGs promoted (new and revived) during the financial year - NRLM, Number of SHGs provided Revolving Fund (RF) during the financial year - NRLM, Number of SHGs provided Community Investment Fund (CIF) during the financial year - NRLM, Food Security:Targeted Public Distribution System(TPDS), Food Security:Antodaya Anna Yojana(AAY), Food Security:Targeted Public Distribution System (Only BPL), Houses constructed - IAY, Houses constructed - EWS/LIG, Habitations covered (Partially covered & Slipped back) - NRDWP, SC families assisted - under SCA to SCSP & NSFDC, Area Covered under Plantation ( Public and Forest Lands), Seedlings planted ( Public and Forest Lands), Pumps sets energized

## 23. PUNJAB

### Very Good

Number of SHGs promoted (new and revived) during the financial year - NRLM, ICDS Blocks Operational (Cum.), Anganwadis Functional (Cum.), Road constructed- PMGSY, Electricity supplied

### Poor

Number of SHGs provided Revolving Fund (RF) during the financial year - NRLM, Number of SHGs provided Community Investment Fund (CIF) during the financial year - NRLM, Food Security:Targeted Public Distribution System(TPDS), Food Security:National Food Security Act(Normal)-NFSA, Houses constructed - IAY, Houses constructed - EWS/LIG, Habitations covered (Partially covered & Slipped back) - NRDWP, Coverage of water quality affected habitations - NRDWP, SC families assisted - under SCA to SCSP & NSFDC, Area Covered under Plantation ( Public and Forest Lands), Seedlings planted ( Public and Forest Lands), Pumps sets energized

## 24. RAJASTHAN

### Very Good

Number of SHGs promoted (new and revived) during the financial year - NRLM, Number of SHGs provided Community Investment Fund (CIF) during the financial year - NRLM, Food Security:Targeted Public Distribution System(TPDS), Food Security:National Food Security Act(Normal)-NFSA, Houses constructed - IAY, SC families assisted - under SCA to SCSP & NSFDC, ICDS Blocks Operational (Cum.), Anganwadis Functional (Cum.), Area Covered under Plantation ( Public and Forest Lands), Seedlings planted ( Public and Forest Lands), Road constructed- PMGSY, Electricity supplied

### Poor

Houses constructed - EWS/LIG, Habitations covered (Partially covered & Slipped back) - NRDWP, Coverage of water quality affected habitations - NRDWP, Villages electrified - DDUGJY, Pumps sets energized

## 25. SIKKIM

### Very Good

Food Security:Antodaya Anna Yojana(AAY), Food Security:Targeted Public Distribution System (Only BPL), ICDS Blocks Operational (Cum.), Anganwadis Functional (Cum.), Road constructed- PMGSY, Electricity supplied

### Good

Food Security:Targeted Public Distribution System(TPDS)

### Poor

Houses constructed - IAY, Houses constructed - EWS/LIG, Habitations covered (Partially covered & Slipped back) - NRDWP, SC families assisted - under SCA to SCSP & NSFDC, Area Covered under Plantation ( Public and Forest Lands), Seedlings planted ( Public and Forest Lands)

## 26. TAMIL NADU

### Very Good

Number of SHGs promoted (new and revived) during the financial year - NRLM, Number of SHGs provided Revolving Fund (RF) during the financial year - NRLM, Food Security:Antodaya Anna Yojana(AAY), Food Security:Targeted Public Distribution System (Only BPL), ICDS Blocks Operational (Cum.), Anganwadis Functional (Cum.), Electricity supplied

### Good

SC families assisted - under SCA to SCSP & NSFDC

### Poor

Number of SHGs provided Community Investment Fund (CIF) during the financial year - NRLM, Food Security:Targeted Public Distribution System(TPDS), Houses constructed - IAY, Houses constructed - EWS/LIG, Habitations covered (Partially covered & Slipped back) - NRDWP, Coverage of water quality affected habitations - NRDWP, Area Covered under Plantation ( Public and Forest Lands), Seedlings planted ( Public and Forest Lands), Road constructed- PMGSY, Pumps sets energized

## 27. TELANGANA

### Very Good

Habitations covered (Partially covered & Slipped back) - NRDWP, Coverage of water quality affected habitations - NRDWP, ICDS Blocks Operational (Cum.), Anganwadis Functional (Cum.), Road constructed- PMGSY, Pumps sets energized, Electricity supplied

### Poor

Number of SHGs provided Revolving Fund (RF) during the financial year - NRLM, Food Security:Targeted Public Distribution System(TPDS), Food Security:Antodaya Anna Yojana(AAY), Food Security:Targeted Public Distribution System (Only BPL), Houses constructed - IAY, Houses constructed - EWS/LIG, SC families assisted - under SCA to SCSP & NSFDC, Area Covered under Plantation ( Public and Forest Lands), Seedlings planted ( Public and Forest Lands)

## 28. TRIPURA

### Very Good

Food Security:Targeted Public Distribution System(TPDS), Food Security:Antodaya Anna Yojana(AAY), Food Security:Targeted Public Distribution System (Only BPL), Habitations covered (Partially covered & Slipped back) - NRDWP, Coverage of water quality affected habitations - NRDWP, ICDS Blocks Operational (Cum.), Anganwadis Functional (Cum.), Road constructed- PMGSY

### Good

SC families assisted - under SCA to SCSP & NSFDC, Electricity supplied

### Poor

Number of SHGs promoted (new and revived) during the financial year - NRLM, Number of SHGs provided Revolving Fund (RF) during the financial year - NRLM, Houses constructed - IAY, Area Covered under Plantation ( Public and Forest Lands), Seedlings planted ( Public and Forest Lands), Villages electrified - DDUGJY



## 29. UTTARAKHAND

### Very Good

Number of SHGs promoted (new and revived) during the financial year - NRLM, Number of SHGs provided Revolving Fund (RF) during the financial year - NRLM, Food Security:Targeted Public Distribution System(TPDS), Food Security:Antodaya Anna Yojana(AAY), Food Security:Targeted Public Distribution System (Only BPL), Houses constructed - IAY, ICDS Blocks Operational (Cum.), Anganwadis Functional (Cum.), Road constructed- PMGSY, Pumps sets energized, Electricity supplied

### Poor

Number of SHGs provided Community Investment Fund (CIF) during the financial year - NRLM, Houses constructed - EWS/LIG, Habitations covered (Partially covered & Slipped back) - NRDWP, Coverage of water quality affected habitations - NRDWP, SC families assisted - under SCA to SCSP & NSFDC, Area Covered under Plantation ( Public and Forest Lands), Seedlings planted ( Public and Forest Lands)

## 30. UTTAR PRADESH

### Very Good

Number of SHGs promoted (new and revived) during the financial year - NRLM, Number of SHGs provided Revolving Fund (RF) during the financial year - NRLM, Food Security:Targeted Public Distribution System(TPDS), Food Security:Antodaya Anna Yojana(AAY), Food Security:Targeted Public Distribution System (Only BPL), ICDS Blocks Operational (Cum.), Anganwadis Functional (Cum.), Road constructed- PMGSY

### Good

Pumps sets energized, Electricity supplied

### Poor

Houses constructed - IAY, Houses constructed - EWS/LIG, Habitations covered (Partially covered & Slipped back) - NRDWP, Coverage of water quality affected habitations - NRDWP, SC families assisted - under SCA to SCSP & NSFDC, Area Covered under Plantation ( Public and Forest Lands), Seedlings planted ( Public and Forest Lands), Villages electrified - DDUGJY

## 31. WEST BENGAL

### Very Good

Number of SHGs provided Revolving Fund (RF) during the financial year - NRLM, Number of SHGs provided Community Investment Fund (CIF) during the financial year - NRLM, Food Security:Targeted Public Distribution System (Only BPL), Houses constructed - IAY, Coverage of water quality affected habitations - NRDWP, SC families assisted - under SCA to SCSP & NSFDC, ICDS Blocks Operational (Cum.), Anganwadis Functional (Cum.), Area Covered under Plantation ( Public and Forest Lands), Seedlings planted ( Public and Forest Lands), Road constructed- PMGSY, Villages electrified - DDUGJY, Pumps sets energized, Electricity supplied

### Good

Food Security:Targeted Public Distribution System(TPDS), Food Security:Antodaya Anna Yojana(AAY), Houses constructed - EWS/LIG

### Poor

Food Security:National Food Security Act(Normal)-NFSA, Habitations covered (Partially covered & Slipped back) - NRDWP

## 32. ANDAMAN AND NICOBAR ISLANDS

### Very Good

Habitations covered (Partially covered & Slipped back) - NRDWP, ICDS Blocks Operational (Cum.), Anganwadis Functional (Cum.), Area Covered under Plantation ( Public and Forest Lands), Seedlings planted ( Public and Forest Lands)

### Good

Food Security:Targeted Public Distribution System(TPDS), Food Security:Antodaya Anna Yojana(AAY), Food Security:Targeted Public Distribution System (Only BPL)

### Poor

Houses constructed - IAY, Electricity supplied

### **33. CHANDIGARH**

#### **Very Good**

Food Security:National Food Security Act(Normal)-NFSA, SC families assisted - under SCA to SCSP & NSFD, ICDS Blocks Operational (Cum.), Anganwadis Functional (Cum.), Electricity supplied

#### **Good**

Food Security:Targeted Public Distribution System(TPDS), Food Security:National Food Security Act(Tide Over)-NFSA

#### **Poor**

Houses constructed - EWS/LIG, Area Covered under Plantation ( Public and Forest Lands), Seedlings planted ( Public and Forest Lands)

### **34. DADRA AND NAGAR HAVELI**

#### **Very Good**

Food Security:Antodaya Anna Yojana(AAY), Food Security:Targeted Public Distribution System (Only BPL), ICDS Blocks Operational (Cum.), Anganwadis Functional (Cum.), Electricity supplied

#### **Good**

Food Security:Targeted Public Distribution System(TPDS)

#### **Poor**

Houses constructed - IAY, Houses constructed - EWS/LIG, Area Covered under Plantation ( Public and Forest Lands), Seedlings planted ( Public and Forest Lands), Pumps sets energized

### **35. DAMAN AND DIU**

#### **Very Good**

ICDS Blocks Operational (Cum.), Anganwadis Functional (Cum.), Electricity supplied

#### **Poor**

Food Security:Targeted Public Distribution System(TPDS), Food Security:Antodaya Anna Yojana(AAY), Food Security:Targeted Public Distribution System (Only BPL), Houses constructed - IAY, Area Covered under Plantation ( Public and Forest Lands), Seedlings planted ( Public and Forest Lands), Pumps sets energized

### **36. LAKSHADWEEP**

#### **Very Good**

Food Security:Targeted Public Distribution System(TPDS), Houses constructed - IAY, ICDS Blocks Operational (Cum.), Anganwadis Functional (Cum.), Electricity supplied

#### **Poor**

Food Security:Antodaya Anna Yojana(AAY), Food Security:Targeted Public Distribution System (Only BPL), Area Covered under Plantation ( Public and Forest Lands), Seedlings planted ( Public and Forest Lands)

# **TWENTY POINT PROGRAMME - 2006**

## **PART - II**

### **ITEM-WISE PERFORMANCE**

Table - 1

## Employment generation under the NREG Scheme

Sl. No.	State/UT Name	No. of job cards issued (Number) April 2015-June 2015	Employment generated (Number) April 2015-June 2015	Wages given (Rupees) April 2015-June 2015
(1)	(2)	(3)	(4)	(5)
1	ANDHRA PRADESH	1,49,471	10,42,67,000	12,67,95,12,000
2	ARUNACHAL PRADESH	NR	NR	NR
3	ASSAM	27,511	54,38,000	83,30,24,000
4	BIHAR	73,282	65,20,000	1,49,52,07,000
5	CHHATISGARH	NR	NR	NR
6	GOA	101	33,636	63,93,000
7	GUJARAT	899	30,000	38,12,000
8	HARYANA	0	9,05,000	22,13,77,000
9	HIMACHAL PRADESH	0	39,88,000	1,04,71,30,000
10	JAMMU AND KASHMIR	5,010	3,48,200	20,80,00,000
11	JHARKHAND	NR	NR	NR
12	KARNATAKA	0	16,20,000	1,07,59,09,000
13	KERALA	39,496	63,22,584	2,88,57,72,000
14	MADHYA PRADESH	0	0	0
15	MAHARASHTRA	38,221	2,35,51,939	3,82,16,92,000
16	MANIPUR	NR	NR	NR
17	MEGHALAYA	0	1,71,447	0 ₹
18	MIZORAM	NR	NR	NR
19	NAGALAND	NR	NR	NR
20	ODISHA	29,049	1,06,00,000	3,64,25,35,000
21	PUDUCHERRY	NR	NR	NR
22	PUNJAB	5,754	17,52,000	74,75,91,000
23	RAJASTHAN	16,774	5,85,84,000	5,96,42,38,000
24	SIKKIM	47	1,94,998	3,54,21,000
25	TAMIL NADU	40,467	8,24,50,000	10,19,21,11,000
26	TELANGANA	30,898	5,85,04,000	7,24,59,68,000
27	TRIPURA	0	0	0
28	UTTARAKHAND	6,195	25,82,600	62,29,76,400
29	UTTAR PRADESH	91,490	2,94,69,672	5,10,66,02,000
30	WEST BENGAL	10,52,954	1,18,05,817	0 ₹
31	ANDAMAN AND NICOBAR ISLANDS	252	82,922	5,11,96,000
32	DADRA AND NAGAR HAVELI	0	554	0 ₹
33	LAKSHADWEEP	0	1,055	3,40,000
<b>Grand Total</b>		<b>16,07,871</b>	<b>40,92,23,424</b>	<b>57,886,806,400</b>

Note:

NR: Not Reported

₹ : Information not shown due to high inconsistency

Table - 2(A)

**National Rural Livelihood Mission (NRLM)**  
**Number of SHGs promoted (new and revived) during the financial year**  
**(Unit: Number)**

Sl. No.	State/UT Name	Target		Achievement	Percent Achievement
		2015-2016	April 2015-June 2015	April 2015-June 2015	April 2015-June 2015
(1)	(2)	(3)	(4)	(5)	(5)/(4)
1	ANDHRA PRADESH	-	-	0	-
2	ARUNACHAL PRADESH	150	23	NR	0
3	ASSAM	11,305	1,696	2,422	143
4	BIHAR	22,551	3,383	1,473	44
5	CHHATISGARH	12,960	1,944	NR	0
6	GUJARAT	9,443	1,416	2,044	144
7	HARYANA	1,270	191	337	176
8	HIMACHAL PRADESH	300	45	0	0
9	JAMMU AND KASHMIR	20,250	3,038	0	0
10	JHARKHAND	14,107	2,116	NR	0
11	KARNATAKA	9,000	1,350	0	0
12	KERALA	-	-	0	-
13	MADHYA PRADESH	37,500	5,625	0	0
14	MAHARASHTRA	48,655	7,298	5,451	75
15	MANIPUR	300	46	NR	0
16	MEGHALAYA	650	98	6	6
17	MIZORAM	1,117	168	NR	0
18	NAGALAND	1,700	255	NR	0
19	ODISHA	85,900	12,885	0	0
20	PUDUCHERRY	220	33	NR	0
21	PUNJAB	800	120	146	122
22	RAJASTHAN	5,496	824	2,686	326
23	SIKKIM	-	-	10	-
24	TAMIL NADU	5,350	803	8,008	997
25	TELANGANA	-	-	1,879	-
26	TRIPURA	1,040	156	0	0
27	UTTARAKHAND	500	75	142	189
28	UTTAR PRADESH	12,522	1,878	11,722	624
29	WEST BENGAL	-	-	4,141	-
<b>Grand Total</b>		<b>3,03,086</b>	<b>45,466</b>	<b>40,467</b>	<b>89</b>

**Very Good:(90% or above of targets)**

ASSAM, GUJARAT, HARYANA, PUNJAB, RAJASTHAN, TAMIL NADU, UTTARAKHAND, UTTAR PRADESH

**Poor:(Below 80% of targets)**

ARUNACHAL PRADESH, BIHAR, CHHATISGARH, HIMACHAL PRADESH, JAMMU AND KASHMIR, JHARKHAND, KARNATAKA, MADHYA PRADESH, MAHARASHTRA, MANIPUR, MEGHALAYA, MIZORAM, NAGALAND, ODISHA, PUDUCHERRY, TRIPURA

Note:

NR Not Reported

# NRLM: No. of SHGs Promoted (New & Revived)

## Off take

% Achievement of Target  
During April 2015 - June 2015

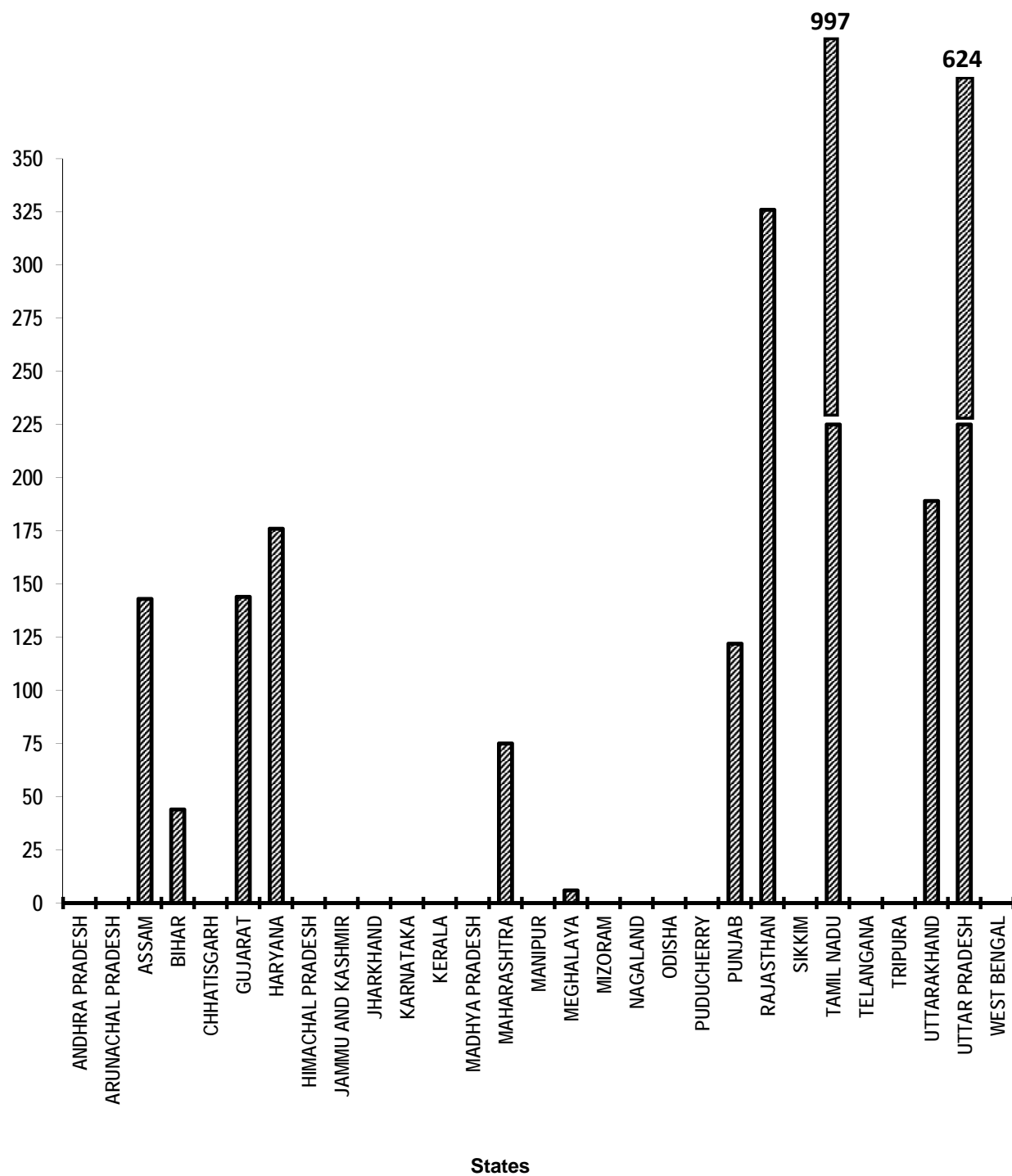


Table - 2(B)

**National Rural Livelihood Mission (NRLM)**  
**Number of SHGs provided Revolving Fund (RF) during the financial year**  
**(Unit: Number)**

Sl. No.	State/UT Name	Target		Achievement	Percent Achievement
		2015-2016	April 2015-June 2015	April 2015-June 2015	April 2015-June 2015
(1)	(2)	(3)	(4)	(5)	(5)/(4)
1	ANDHRA PRADESH	-	-	0	-
2	ARUNACHAL PRADESH	-	-	NR	-
3	ASSAM	15,600	2,340	3,998	171
4	BIHAR	-	-	402	-
5	CHHATISGARH	6,300	945	NR	0
6	GUJARAT	4,000	600	1,063	177
7	HARYANA	730	110	207	188
8	HIMACHAL PRADESH	300	45	0	0
9	JAMMU AND KASHMIR	20,250	3,038	0	0
10	JHARKHAND	12,099	1,815	NR	0
11	KARNATAKA	3,333	500	0	0
12	KERALA	-	-	0	-
13	MADHYA PRADESH	30,000	4,500	0	0
14	MAHARASHTRA	24,587	3,688	2,154	58
15	MANIPUR	-	-	NR	-
16	MEGHALAYA	450	68	0	0
17	MIZORAM	400	60	NR	0
18	NAGALAND	-	-	NR	-
19	ODISHA	7,120	1,068	0	0
20	PUDUCHERRY	326	49	NR	0
21	PUNJAB	890	134	70	52
22	RAJASTHAN	-	-	1,861	-
23	SIKKIM	-	-	0	-
24	TAMIL NADU	7,500	1,125	3,528	314
25	TELANGANA	1,840	276	0	0
26	TRIPURA	602	90	0	0
27	UTTARAKHAND	340	51	64	125
28	UTTAR PRADESH	150	23	4,455	19,370
29	WEST BENGAL	21,057	3,159	3,353	106
<b>Grand Total</b>		<b>1,57,874</b>	<b>23,684</b>	<b>21,155</b>	<b>89</b>

**Very Good:(90% or above of targets)**

ASSAM, GUJARAT, HARYANA, TAMIL NADU, UTTARAKHAND, UTTAR PRADESH, WEST BENGAL

**Poor:(Below 80% of targets)**

CHHATISGARH, HIMACHAL PRADESH, JAMMU AND KASHMIR, JHARKHAND, KARNATAKA, MADHYA PRADESH, MAHARASHTRA, MEGHALAYA, MIZORAM, ODISHA, PUDUCHERRY, PUNJAB, TELANGANA, TRIPURA

Note:

NR Not Reported

# NRLM: No. of SHGs Provided Revolving Fund

% Achievement of Target  
During April 2015 - June 2015

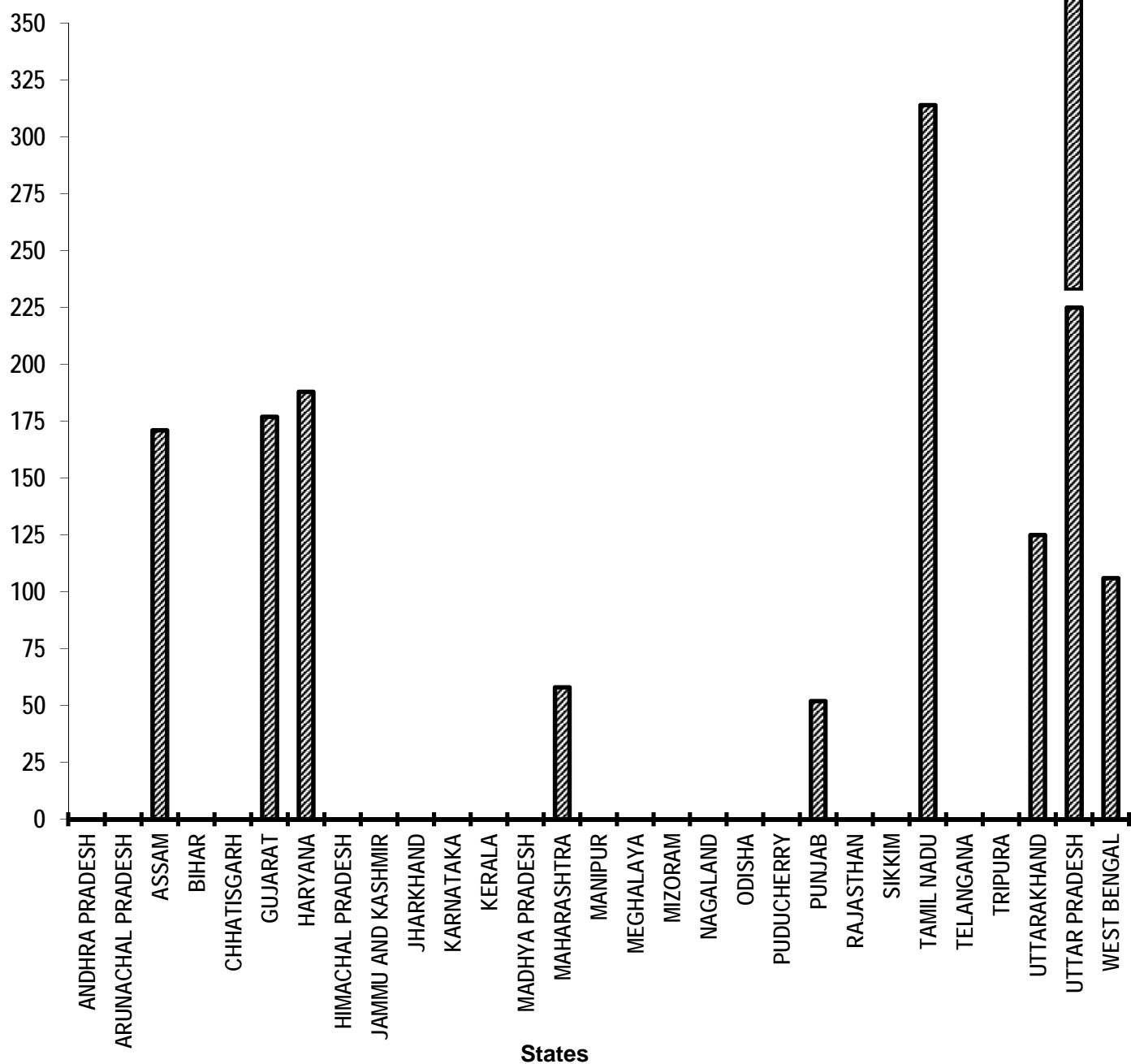




Table - 2(C)

**National Rural Livelihood Mission (NRLM)**  
**Number of SHGs provided Community Investment Fund (CIF) during the financial year**  
**(Unit: Number)**

Sl. No.	State/UT Name	Target		Achievement	Percent Achievement
		2015-2016	April 2015-June 2015	April 2015-June 2015	April 2015-June 2015
(1)	(2)	(3)	(4)	(5)	(5)/(4)
1	ANDHRA PRADESH	-	-	0	-
2	ARUNACHAL PRADESH	-	-	NR	-
3	ASSAM	9,150	1,373	4,887	356
4	BIHAR	42,872	6,431	402	6
5	CHHATISGARH	5,352	803	NR	0
6	GUJARAT	3,050	458	6	1
7	HARYANA	-	-	175	-
8	HIMACHAL PRADESH	150	23	0	0
9	JAMMU AND KASHMIR	20,250	3,038	0	0
10	JHARKHAND	11,912	1,787	NR	0
11	KARNATAKA	-	-	0	-
12	KERALA	-	-	0	-
13	MADHYA PRADESH	19,000	2,850	0	0
14	MAHARASHTRA	4,920	738	967	131
15	MANIPUR	-	-	NR	-
16	MEGHALAYA	165	25	0	0
17	MIZORAM	-	-	NR	-
18	NAGALAND	-	-	NR	-
19	ODISHA	57,210	8,582	0	0
20	PUDUCHERRY	500	75	NR	0
21	PUNJAB	806	121	0	0
22	RAJASTHAN	2,200	330	1,260	382
23	SIKKIM	-	-	0	-
24	TAMIL NADU	7,650	1,148	0	0
25	TELANGANA	-	-	0	-
26	TRIPURA	-	-	0	-
27	UTTARAKHAND	200	30	0	0
28	UTTAR PRADESH	-	-	716	-
29	WEST BENGAL	3,431	515	703	137
<b>Grand Total</b>		<b>1,88,818</b>	<b>28,327</b>	<b>9,116</b>	<b>32</b>

**Very Good:(90% or above of targets)**

**ASSAM, MAHARASHTRA, RAJASTHAN, WEST BENGAL**

**Poor:(Below 80% of targets)**

**BIHAR, CHHATISGARH, GUJARAT, HIMACHAL PRADESH, JAMMU AND KASHMIR, JHARKHAND, MADHYA PRADESH, MEGHALAYA, ODISHA, PUDUCHERRY, PUNJAB, TAMIL NADU, UTTARAKHAND**

Note:

NR Not Reported

**NRLM: No. of SHGs Provided Community  
Investment Fund (CIF)  
% Achievement of Target  
During April 2015- June 2015**

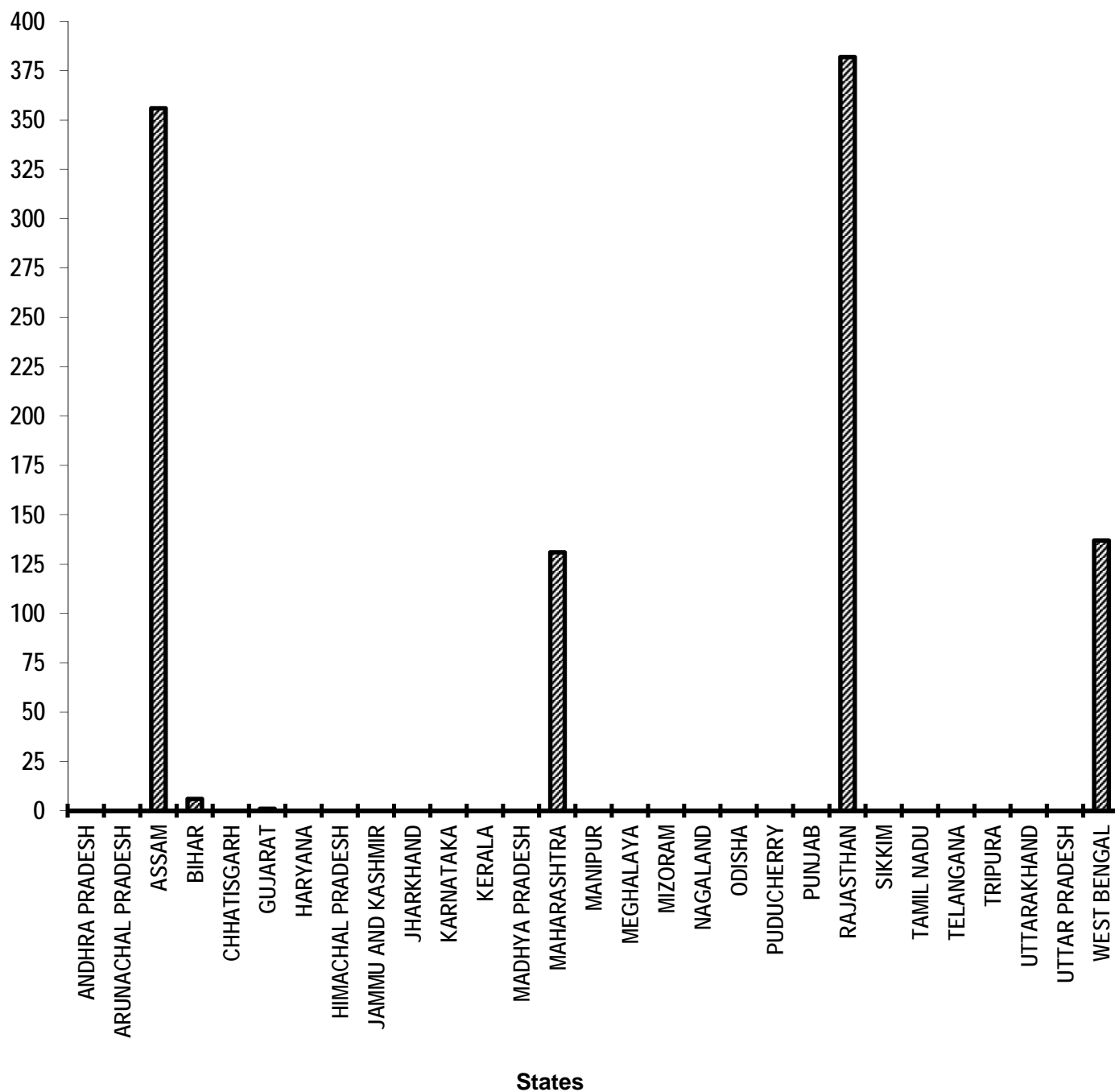


Table - 3(A)

**Distribution of waste land to the landless**  
(Unit: Hectare)

		<b>Total Land Distributed (Hectare) April 2015- June 2015</b>
<b>Sl. No.</b>	<b>State/UT Name</b>	
<b>(1)</b>	<b>(2)</b>	<b>(3)</b>
1	ANDHRA PRADESH	0
2	ARUNACHAL PRADESH	NR
3	ASSAM	0
4	BIHAR	1
5	CHHATISGARH	NR
6	DELHI	0
7	GOA	0
8	GUJARAT	0
9	HARYANA	0
10	JAMMU AND KASHMIR	0
11	JHARKHAND	NR
12	KARNATAKA	0
13	KERALA	0
14	MADHYA PRADESH	0
15	MAHARASHTRA	0
16	MANIPUR	NR
17	MEGHALAYA	0
18	MIZORAM	NR
19	NAGALAND	NR
20	ODISHA	17
21	PUDUCHERRY	NR
22	PUNJAB	0
23	RAJASTHAN	0
24	SIKKIM	0
25	TAMIL NADU	0
26	TELANGANA	373
27	TRIPURA	0
28	UTTARAKHAND	0
29	UTTAR PRADESH	46
30	WEST BENGAL	158
31	ANDAMAN AND NICOBAR ISLANDS	0
32	CHANDIGARH	0
33	DADRA AND NAGAR HAVELI	0
34	DAMAN AND DIU	0
35	LAKSHADWEEP	0
<b>Grand Total</b>		<b>595</b>

Note:

NR Not Reported

Table - 3(B)

## Distribution of waste land to the landless

Sl. No.	State/UT Name	Land Distributed to SC (Hectare) April 2015-June 2015	Land Distributed to ST (Hectare) April 2015-June 2015	Land Distributed to Others (Hectare) April 2015-June 2015
(1)	(2)	(3)	(4)	(5)
1	ANDHRA PRADESH	0	0	0
2	ARUNACHAL PRADESH	NR	NR	NR
3	ASSAM	0	0	0
4	BIHAR	1	0	0
5	CHHATISGARH	NR	NR	NR
6	DELHI	0	0	0
7	GOA	0	0	0
8	GUJARAT	0	0	0
9	HARYANA	0	0	0
10	JAMMU AND KASHMIR	0	0	0
11	JHARKHAND	NR	NR	NR
12	KARNATAKA	0	0	0
13	KERALA	0	0	0
14	MADHYA PRADESH	0	0	0
15	MAHARASHTRA	0	0	0
16	MANIPUR	NR	NR	NR
17	MEGHALAYA	0	0	0
18	MIZORAM	NR	NR	NR
19	NAGALAND	NR	NR	NR
20	ODISHA	3	9	5
21	PUDUCHERRY	NR	NR	NR
22	PUNJAB	0	0	0
23	RAJASTHAN	0	0	0
24	SIKKIM	0	0	0
25	TAMIL NADU	0	0	0
26	TELANGANA	373	0	0
27	TRIPURA	0	0	0
28	UTTARAKHAND	0	0	0
29	UTTAR PRADESH	18	0	28
30	WEST BENGAL	59	28	71
31	ANDAMAN AND NICOBAR ISLANDS	0	0	0
32	CHANDIGARH	0	0	0
33	DADRA AND NAGAR HAVELI	0	0	0
34	DAMAN AND DIU	0	0	0
35	LAKSHADWEEP	59	0	0
<b>Grand Total</b>		<b>513</b>	<b>37</b>	<b>104</b>

Note:

NR Not Reported

Table - 4(A)

## Minimum Wages Enforcement (including Farm Labour)

Sl. No.	State/UT Name	Agriculture and Farm Workers: Inspections made (Number) April 2015-June 2015	Agriculture and Farm Workers: Irregularities detected (Number) April 2015-June 2015	Agriculture and Farm Workers: Irregularities rectified (Number) April 2015-June 2015
		(3)	(4)	(5)
1	ANDHRA PRADESH	NR	NR	NR
2	ARUNACHAL PRADESH	NR	NR	NR
3	ASSAM	NR	NR	NR
4	BIHAR	NR	NR	NR
5	CHHATISGARH	NR	NR	NR
6	DELHI	NR	NR	NR
7	GOA	NR	NR	NR
8	GUJARAT	NR	NR	NR
9	HARYANA	587 *	125 *	0 *
10	HIMACHAL PRADESH	NR	NR	NR
11	JAMMU AND KASHMIR	274 *	4 *	0 *
12	JHARKHAND	NR	NR	NR
13	KARNATAKA	NR	NR	NR
14	KERALA	NR	NR	NR
15	MADHYA PRADESH	NR	NR	NR
16	MAHARASHTRA	NR	NR	NR
17	MANIPUR	NR	NR	NR
18	MEGHALAYA	NR	NR	NR
19	MIZORAM	NR	NR	NR
20	NAGALAND	NR	NR	NR
21	ODISHA	NR	NR	NR
22	PUDUCHERRY	NR	NR	NR
23	PUNJAB	NR	NR	NR
24	RAJASTHAN	NR	NR	NR
25	SIKKIM	136 *	0 *	0 *
26	TAMIL NADU	28709 *	117 *	18 *
27	TELANGANA	NR	NR	NR
28	TRIPURA	NR	NR	NR
29	UTTARAKHAND	NR	NR	NR
30	UTTAR PRADESH	NR	NR	NR
31	WEST BENGAL	676 *	610 *	186 *
32	ANDAMAN AND NICOBAR ISLANDS	5 *	0 *	0 *
33	CHANDIGARH	3 *	3 *	0 *
34	DADRA AND NAGAR HAVELI	1 *	0 *	0 *
35	DAMAN AND DIU	NR	NR	NR
36	LAKSHADWEEP	NR	NR	NR
Grand Total		30,391	859	204

Note:

NR: Not Reported

\* : State Figure

Table - 4(B)

**Minimum Wages Enforcement (including Farm Labour)**  
(Unit: Number)

Sl. No.	State/UT Name	Agriculture and Farm Workers: Claims filed (Number) April 2015-June 2015	Agriculture and Farm Workers: Claims settled (Number) April 2015-June 2015
		(3)	(4)
1	ANDHRA PRADESH	NR	NR
2	ARUNACHAL PRADESH	NR	NR
3	ASSAM	NR	NR
4	BIHAR	NR	NR
5	CHHATISGARH	NR	NR
6	DELHI	NR	NR
7	GOA	NR	NR
8	GUJARAT	NR	NR
9	HARYANA	18 *	40 *
10	HIMACHAL PRADESH	NR	NR
11	JAMMU AND KASHMIR	0 *	0 *
12	JHARKHAND	NR	NR
13	KARNATAKA	NR	NR
14	KERALA	NR	NR
15	MADHYA PRADESH	NR	NR
16	MAHARASHTRA	NR	NR
17	MANIPUR	NR	NR
18	MEGHALAYA	NR	NR
19	MIZORAM	NR	NR
20	NAGALAND	NR	NR
21	ODISHA	NR	NR
22	PUDUCHERRY	NR	NR
23	PUNJAB	NR	NR
24	RAJASTHAN	NR	NR
25	SIKKIM	0 *	0 *
26	TAMIL NADU	278 *	244 *
27	TELANGANA	NR	NR
28	TRIPURA	NR	NR
29	UTTARAKHAND	NR	NR
30	UTTAR PRADESH	NR	NR
31	WEST BENGAL	5 *	0 *
32	ANDAMAN AND NICOBAR ISLANDS	0 *	0 *
33	CHANDIGARH	0 *	0 *
34	DADRA AND NAGAR HAVELI	0 *	0 *
35	DAMAN AND DIU	NR	NR
36	LAKSHADWEEP	NR	NR
<b>Grand Total</b>		<b>301</b>	<b>284</b>

Note:

NR: Not Reported

\* : State Figure

Table - 4(C)

## Minimum Wages Enforcement (including Farm Labour)

Sl. No.	State/UT Name	Agriculture and Farm Workers: Prosecution cases Pending (Number) April 2015-June 2015	Agriculture and Farm Workers: Prosecution cases filed (Number) April 2015-June 2015	Agriculture and Farm Workers: Prosecution cases decided (Number) April 2015-June 2015
		(3)	(4)	(5)
1	ANDHRA PRADESH	NR	NR	NR
2	ARUNACHAL PRADESH	NR	NR	NR
3	ASSAM	NR	NR	NR
4	BIHAR	NR	NR	NR
5	CHHATISGARH	NR	NR	NR
6	DELHI	NR	NR	NR
7	GOA	NR	NR	NR
8	GUJARAT	NR	NR	NR
9	HARYANA	2096 *	40 *	43 *
10	HIMACHAL PRADESH	NR	NR	NR
11	JAMMU AND KASHMIR	708 *	19 *	12 *
12	JHARKHAND	NR	NR	NR
13	KARNATAKA	NR	NR	NR
14	KERALA	NR	NR	NR
15	MADHYA PRADESH	NR	NR	NR
16	MAHARASHTRA	NR	NR	NR
17	MANIPUR	NR	NR	NR
18	MEGHALAYA	NR	NR	NR
19	MIZORAM	NR	NR	NR
20	NAGALAND	NR	NR	NR
21	ODISHA	NR	NR	NR
22	PUDUCHERRY	NR	NR	NR
23	PUNJAB	NR	NR	NR
24	RAJASTHAN	NR	NR	NR
25	SIKKIM	0 *	0 *	0 *
26	TAMIL NADU	4606 *	33 *	0 *
27	TELANGANA	NR	NR	NR
28	TRIPURA	NR	NR	NR
29	UTTARAKHAND	NR	NR	NR
30	UTTAR PRADESH	NR	NR	NR
31	WEST BENGAL	792 *	193 *	27 *
32	ANDAMAN AND NICOBAR ISLANDS	0 *	0 *	0 *
33	CHANDIGARH	0 *	0 *	0 *
34	DADRA AND NAGAR HAVELI	0 *	0 *	0 *
35	DAMAN AND DIU	NR	NR	NR
36	LAKSHADWEEP	NR	NR	NR
Grand Total		8,202	285	140

Note:

NR: Not Reported

\* : State Figure

Table - 5(A)

## Food security-Targeted Public Distribution system (APL+BPL+AAV)

Sl. No.	State/UT Name	Allocation of Food Grains (Tonnes) April 2015-June 2015	Off take (Tonnes) April 2015-June 2015	Percentage of offtake w.r.t. Allocation of Food Grains
(1)	(2)	(3)	(4)	(5)
1	ANDHRA PRADESH	5,57,364	3,42,024	61
2	ARUNACHAL PRADESH	25,389	25,993	102
3	ASSAM	4,71,714	4,74,512	101
4	BIHAR	12,28,725	7,38,664	60
5	CHHATISGARH	3,46,014	3,46,014	100
6	DELHI	94,755	1,00,922	107
7	GOA	15,759	18,909	120
8	GUJARAT	5,21,277	4,96,366	95
9	HARYANA	1,98,750	2,33,399	117
10	HIMACHAL PRADESH	1,26,999	1,28,696	101
11	JAMMU AND KASHMIR	1,89,201	2,03,765	108
12	JHARKHAND	3,39,663	2,44,415	72
13	KARNATAKA	6,52,209	6,48,349	99
14	KERALA	3,68,172	3,75,371	102
15	MADHYA PRADESH	8,40,669	6,16,898	73
16	MAHARASHTRA	11,51,298	10,35,658	90
17	MANIPUR	42,738	40,106	94
18	MEGHALAYA	47,145	46,939	100
19	MIZORAM	17,535	18,689	107
20	NAGALAND	31,719	35,212	111
21	ODISHA	5,47,968	5,11,555	93
22	PUDUCHERRY	15,078	2,380	16
23	PUNJAB	2,17,530	31,146	14
24	RAJASTHAN	6,97,893	6,74,003	97
25	SIKKIM	11,070	9,758	88
26	TAMIL NADU	9,30,708	6,89,059	74
27	TELANGANA	3,98,340	86,681	22
28	TRIPURA	75,810	71,363	94
29	UTTARAKHAND	1,27,998	1,36,870	107
30	UTTAR PRADESH	18,17,130	17,05,173	94
31	WEST BENGAL	9,53,078	8,26,361	87
32	ANDAMAN AND NICOBAR ISLANDS	8,505	7,606	89
33	CHANDIGARH	7,803	6,978	89
34	DADRA AND NAGAR HAVELI	2,616	2,313	88
35	DAMAN AND DIU	1,413	202	14
36	LAKSHADWEEP	1,155	1,040	90
<b>Grand Total</b>		<b>1,30,81,190</b>	<b>1,09,33,389</b>	<b>84</b>

**Very Good:(90% or above of targets)**

ARUNACHAL PRADESH, ASSAM, CHHATISGARH, DELHI, GOA, GUJARAT, HARYANA, HIMACHAL PRADESH, JAMMU AND KASHMIR, KARNATAKA, KERALA, MAHARASHTRA, MANIPUR, MEGHALAYA, MIZORAM, NAGALAND, ODISHA, RAJASTHAN, TRIPURA, UTTARAKHAND, UTTAR PRADESH, LAKSHADWEEP

**Good:(Between 80% to 90% targets)**

SIKKIM, WEST BENGAL, ANDAMAN AND NICOBAR ISLANDS, CHANDIGARH, DADRA

**Poor:(Below 80% of targets)**

ANDHRA PRADESH, BIHAR, JHARKHAND, MADHYA PRADESH, PUDUCHERRY, PUNJAB, TAMIL NADU, TELANGANA, DAMAN AND DIU



# Food Security: Targeted Public Distribution System (APL+BPL+AAY)

## Off take

% Achievement of Target  
During April 2015 - June 2015

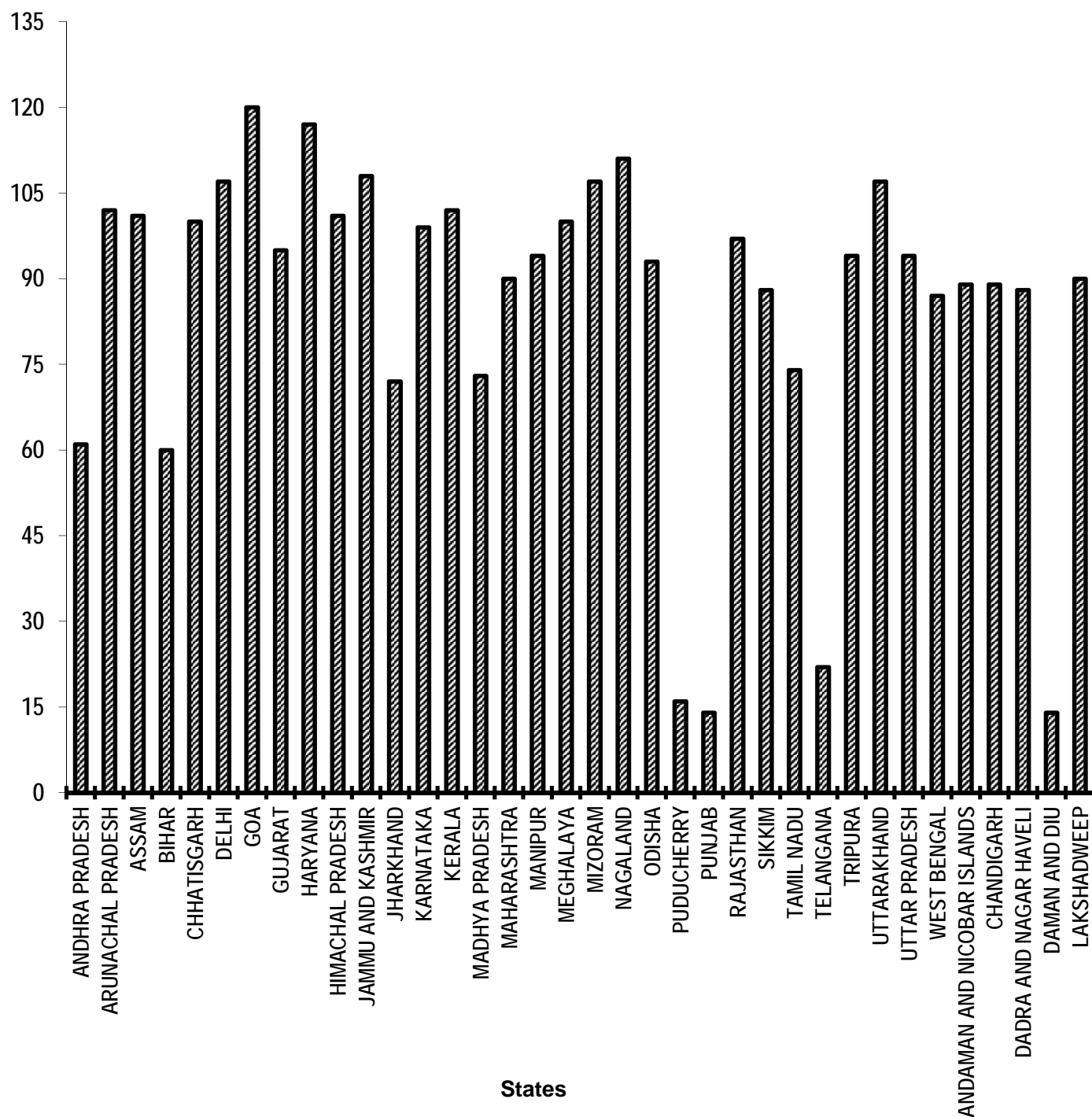


Table - 5(B)

## Food security-Targeted Public Distribution system (only AAY)

Sl. No.	State/UT Name	Allocation of Food Grains (Tonnes) April 2015-June 2015	Off take (Tonnes) April 2015-June 2015	Percentage of offtake w.r.t. Allocation of Food Grains
(1)	(2)	(3)	(4)	(5)
1	ANDHRA PRADESH	95,394	83,188	87
2	ARUNACHAL PRADESH	3,993	4,140	104
3	ASSAM	73,923	74,506	101
4	BIHAR	0	0	-
5	CHHATISGARH	0	0	-
6	DELHI	0	0	-
7	GOA	1,527	1,707	112
8	GUJARAT	81,573	81,634	100
9	HARYANA	0	0	-
10	HIMACHAL PRADESH	0	0	-
11	JAMMU AND KASHMIR	26,847	30,252	113
12	JHARKHAND	96,381	91,189	95
13	KARNATAKA	0	0	-
14	KERALA	62,565	64,259	103
15	MADHYA PRADESH	0	0	-
16	MAHARASHTRA	0	0	-
17	MANIPUR	6,681	6,724	101
18	MEGHALAYA	7,371	7,371	100
19	MIZORAM	2,730	3,253	119
20	NAGALAND	4,992	5,380	108
21	ODISHA	1,31,621	1,32,145	100
22	PUDUCHERRY	3,387	1,100	32
23	PUNJAB	0	0	-
24	RAJASTHAN	0	0	-
25	SIKKIM	1,734	1,734	100
26	TAMIL NADU	1,95,786	1,95,574	100
27	TELANGANA	68,178	11,467	17
28	TRIPURA	11,880	11,530	97
29	UTTARAKHAND	20,046	19,461	97
30	UTTAR PRADESH	4,29,924	4,29,617	100
31	WEST BENGAL	1,55,421	1,32,100	85
32	ANDAMAN AND NICOBAR ISLANDS	435	351	81
33	CHANDIGARH	0	0	-
34	DADRA AND NAGAR HAVELI	549	493	90
35	DAMAN AND DIU	159	25	16
36	LAKSHADWEEP	126	0	0
<b>Grand Total</b>		<b>14,83,223</b>	<b>13,89,200</b>	<b>94</b>

**Very Good:(90% or above of targets)**

ARUNACHAL PRADESH, ASSAM, GOA, GUJARAT, JAMMU AND KASHMIR, JHARKHAND, KERALA, MANIPUR, MEGHALAYA, MIZORAM, NAGALAND, ODISHA, SIKKIM, TAMIL NADU, TRIPURA, UTTARAKHAND, UTTAR PRADESH, DADRA AND NAGAR HAVELI

**Good:(Between 80% to 90% targets)**

ANDHRA PRADESH, WEST BENGAL, ANDAMAN AND NICOBAR ISLANDS

**Poor:(Below 80% of targets)**

PUDUCHERRY, TELANGANA, DAMAN AND DIU, LAKSHADWEEP

# Food Security: Targeted Public Distribution System (Only Antyodaya Anna Yojana)

## Off take

% Achievement of Target  
During April 2015 - June 2015

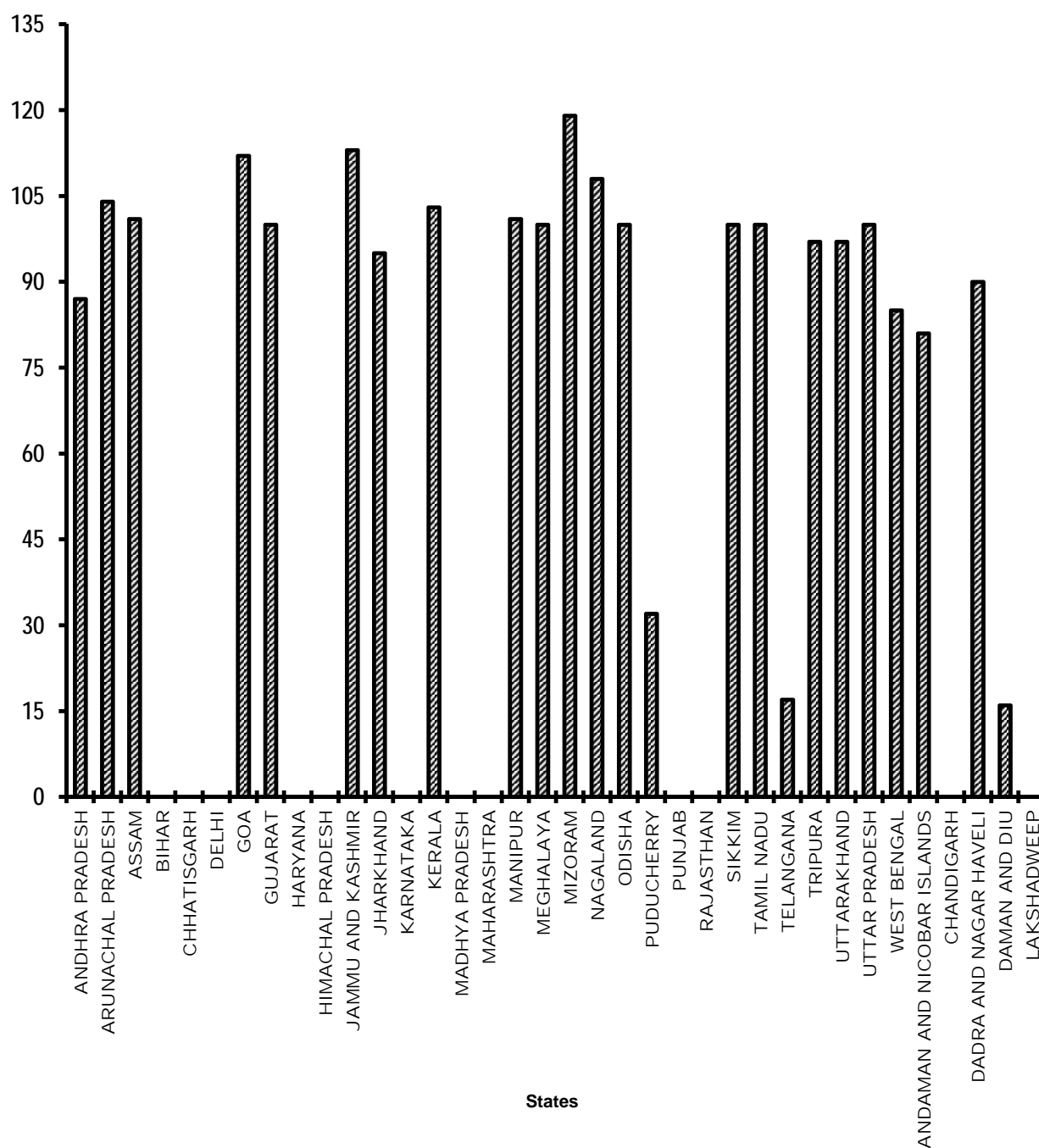


Table - 5(C)

## Food Security - Targeted Public Distribution System (Only BPL)

Sl. No.	State/UT Name	Allocation of Food Grains (Tonnes) April 2015-June 2015	Off take (Tonnes) April 2015-June 2015	Percentage of offtake w.r.t. Allocation of Food Grains
(1)	(2)	(3)	(4)	(5)
1	ANDHRA PRADESH	1,53,393	1,14,977	75
2	ARUNACHAL PRADESH	6,381	6,579	103
3	ASSAM	1,18,806	1,22,301	103
4	BIHAR	0	0	-
5	CHHATISGARH	0	0	-
6	DELHI	0	0	-
7	GOA	1,383	1,568	113
8	GUJARAT	1,41,039	1,41,037	100
9	HARYANA	0	0	-
10	HIMACHAL PRADESH	0	0	-
11	JAMMU AND KASHMIR	50,424	54,374	108
12	JHARKHAND	1,54,992	1,46,127	94
13	KARNATAKA	0	0	-
14	KERALA	1,00,587	1,01,828	101
15	MADHYA PRADESH	0	0	-
16	MAHARASHTRA	0	0	-
17	MANIPUR	10,752	10,700	100
18	MEGHALAYA	11,844	11,844	100
19	MIZORAM	4,410	4,152	94
20	NAGALAND	8,028	8,636	108
21	ODISHA	2,92,552	2,91,515	100
22	PUDUCHERRY	5,391	473	9
23	PUNJAB	0	0	-
24	RAJASTHAN	0	0	-
25	SIKKIM	2,826	2,835	100
26	TAMIL NADU	3,14,808	3,02,425	96
27	TELANGANA	1,09,629	33,817	31
28	TRIPURA	19,095	18,513	97
29	UTTARAKHAND	32,247	37,213	115
30	UTTAR PRADESH	6,91,371	6,94,152	100
31	WEST BENGAL	3,84,172	3,95,205	103
32	ANDAMAN AND NICOBAR ISLANDS	981	820	84
33	CHANDIGARH	0	0	-
34	DADRA AND NAGAR HAVELI	1,257	1,134	90
35	DAMAN AND DIU	261	56	21
36	LAKSHADWEEP	189	0	0
Grand Total		26,16,818	25,02,281	96

Very Good:(90% or above of targets)

ARUNACHAL PRADESH, ASSAM, GOA, GUJARAT, JAMMU AND KASHMIR, JHARKHAND, KERALA, MANIPUR, MEGHALAYA, MIZORAM, NAGALAND, ODISHA, SIKKIM, TAMIL NADU, TRIPURA, UTTARAKHAND, UTTAR PRADESH, WEST BENGAL, DADRA AND NAGAR HAVELI

Good:(Between 80% to 90% targets)

ANDAMAN AND NICOBAR ISLANDS

Poor:(Below 80% of targets)

ANDHRA PRADESH, PUDUCHERRY, TELANGANA, DAMAN AND DIU, LAKSHADWEEP

# Food Security: Targeted Public Distribution System (Only BPL)

## Off take

% Achievement of Target  
During April 2015- June 2015

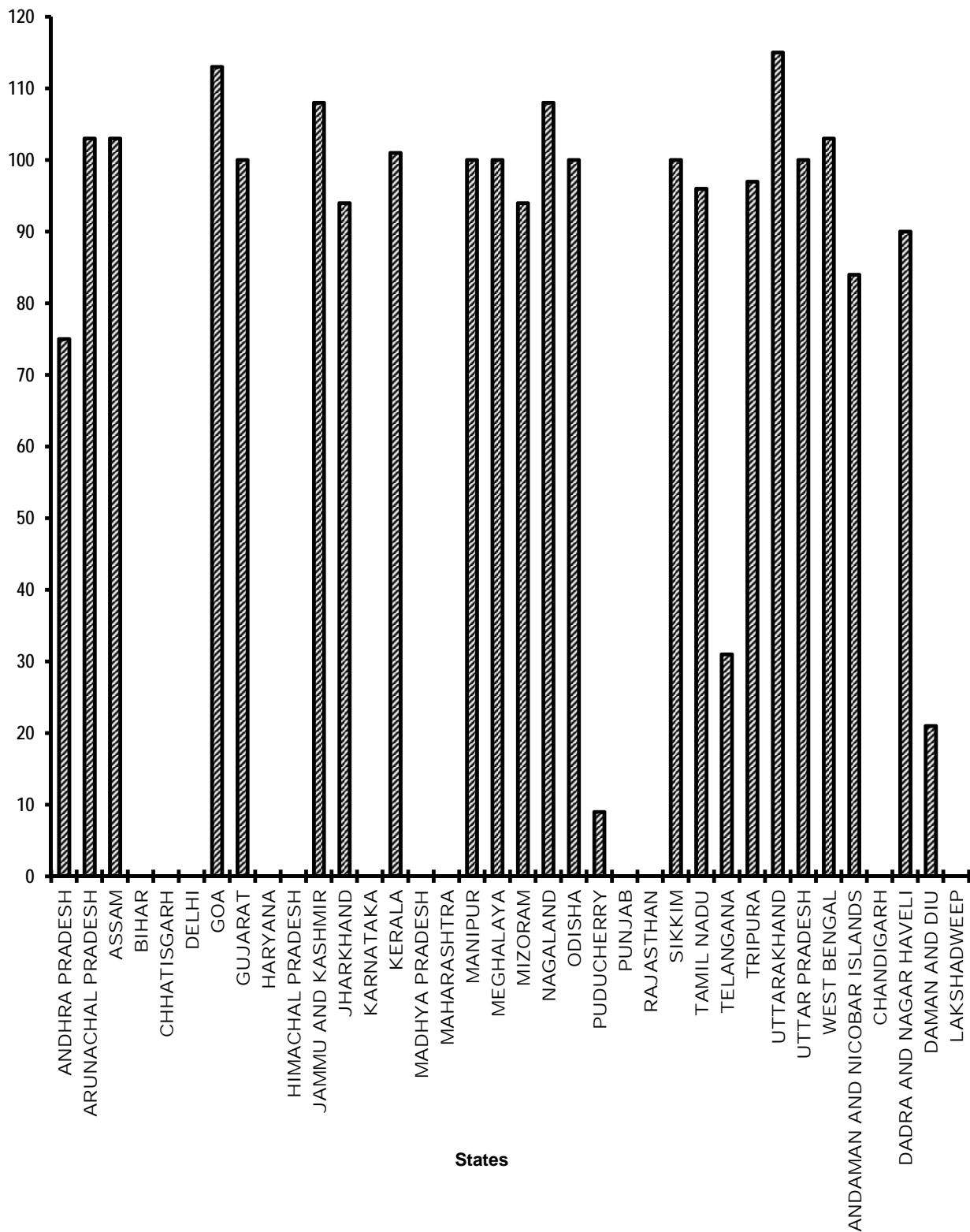


Table - 5(D)

## Food Security:National Food Security Act(Normal)-NFSA

Sl. No.	State/UT Name	Allocation of Food Grains (Tonnes) April 2015-June 2015	Off take (Tonnes) April 2015-June 2015	Percentage of offtake w.r.t. Allocation of Food Grains
(1)	(2)	(3)	(4)	(5)
1	ANDHRA PRADESH	0	0	-
2	ARUNACHAL PRADESH	0	0	-
3	ASSAM	0	0	-
4	BIHAR	12,28,725	7,38,664	60
5	CHHATISGARH	3,46,014	3,46,014	100
6	DELHI	94,165	1,00,782	107
7	GOA	0	0	-
8	GUJARAT	0	0	-
9	HARYANA	1,98,750	2,33,399	117
10	HIMACHAL PRADESH	46,488	46,571	100
11	JAMMU AND KASHMIR	0	0	-
12	JHARKHAND	0	0	-
13	KARNATAKA	6,52,209	6,48,349	99
14	KERALA	0	0	-
15	MADHYA PRADESH	8,40,669	6,16,898	73
16	MAHARASHTRA	11,51,298	10,35,658	90
17	MANIPUR	0	0	-
18	MEGHALAYA	0	0	-
19	MIZORAM	0	0	-
20	NAGALAND	0	0	-
21	ODISHA	0	0	-
22	PUDUCHERRY	0	0	-
23	PUNJAB	2,17,530	31,146	14
24	RAJASTHAN	6,97,893	6,74,003	97
25	SIKKIM	0	0	-
26	TAMIL NADU	0	0	-
27	TELANGANA	0	0	-
28	TRIPURA	0	0	-
29	UTTARAKHAND	0	0	-
30	UTTAR PRADESH	0	0	-
31	WEST BENGAL	26,661	227	1
32	ANDAMAN AND NICOBAR ISLANDS	0	0	-
33	CHANDIGARH	3,687	3,399	92
34	DADRA AND NAGAR HAVELI	0	0	-
35	DAMAN AND DIU	0	0	-
36	LAKSHADWEEP	0	0	-
Grand Total		55,04,089	44,75,110	81

Very Good:(90% or above of targets)

CHHATISGARH, DELHI, HARYANA, HIMACHAL PRADESH, KARNATAKA, MAHARASHTRA, RAJASTHAN, CHANDIGARH

Poor:(Below 80% of targets)

BIHAR, MADHYA PRADESH, PUNJAB, WEST BENGAL

# Food Security: National Food Security Act (Normal)

## Off take

### % Achievement of Target

### During April 2015 - June 2015

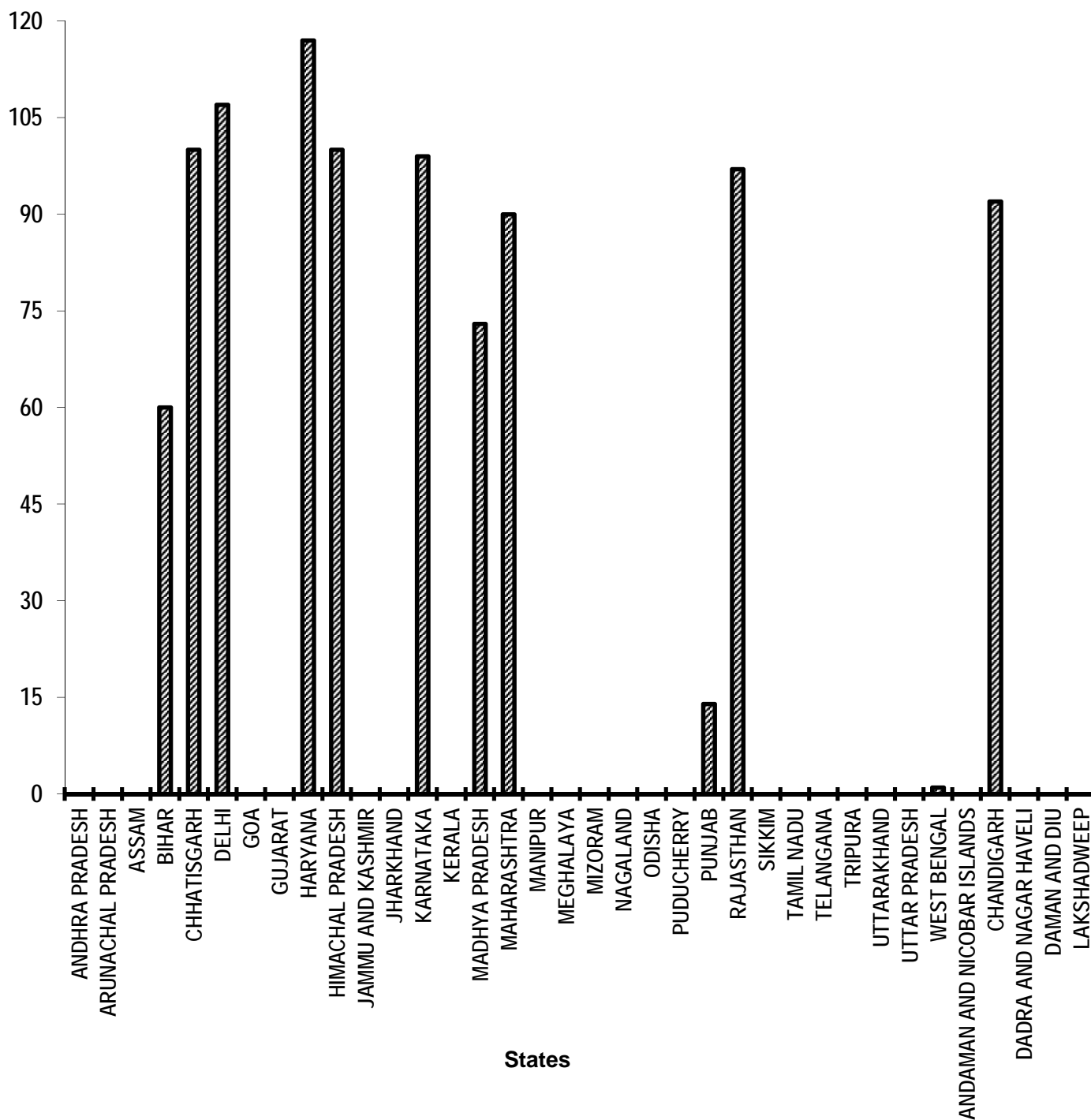


Table - 5(E)

## Food Security:National Food Security Act(Tide Over)-NFSA

Sl. No.	State/UT Name	Allocation of Food Grains (Tonnes) April 2015-June 2015	Off take (Tonnes) April 2015-June 2015	Percentage of offtake w.r.t. Allocation of Food Grains
(1)	(2)	(3)	(4)	(5)
1	ANDHRA PRADESH	0	0	-
2	ARUNACHAL PRADESH	0	0	-
3	ASSAM	0	0	-
4	BIHAR	0	0	-
5	CHHATISGARH	0	0	-
6	DELHI	590	140	24
7	GOA	0	0	-
8	GUJARAT	0	0	-
9	HARYANA	0	0	-
10	HIMACHAL PRADESH	80,511	82,125	102
11	JAMMU AND KASHMIR	0	0	-
12	JHARKHAND	0	0	-
13	KARNATAKA	0	0	-
14	KERALA	0	0	-
15	MADHYA PRADESH	0	0	-
16	MAHARASHTRA	0	0	-
17	MANIPUR	0	0	-
18	MEGHALAYA	0	0	-
19	MIZORAM	0	0	-
20	NAGALAND	0	0	-
21	ODISHA	0	0	-
22	PUDUCHERRY	0	0	-
23	PUNJAB	0	0	-
24	RAJASTHAN	0	0	-
25	SIKKIM	0	0	-
26	TAMIL NADU	0	0	-
27	TELANGANA	0	0	-
28	TRIPURA	0	0	-
29	UTTARAKHAND	0	0	-
30	UTTAR PRADESH	0	0	-
31	WEST BENGAL	0	0	-
32	ANDAMAN AND NICOBAR ISLANDS	0	0	-
33	CHANDIGARH	4,116	3,579	87
34	DADRA AND NAGAR HAVELI	0	0	-
35	DAMAN AND DIU	0	0	-
36	LAKSHADWEEP	0	0	-
Grand Total		85,217	85,844	101

Very Good:(90% or above of targets)

HIMACHAL PRADESH

Good:(Between 80% to 90% targets)

CHANDIGARH

Poor:(Below 80% of targets)

DELHI



# Food Security: National Food Security Act (Tide Over)

## Off take

% Achievement of Target  
During April 2015 - June 2015

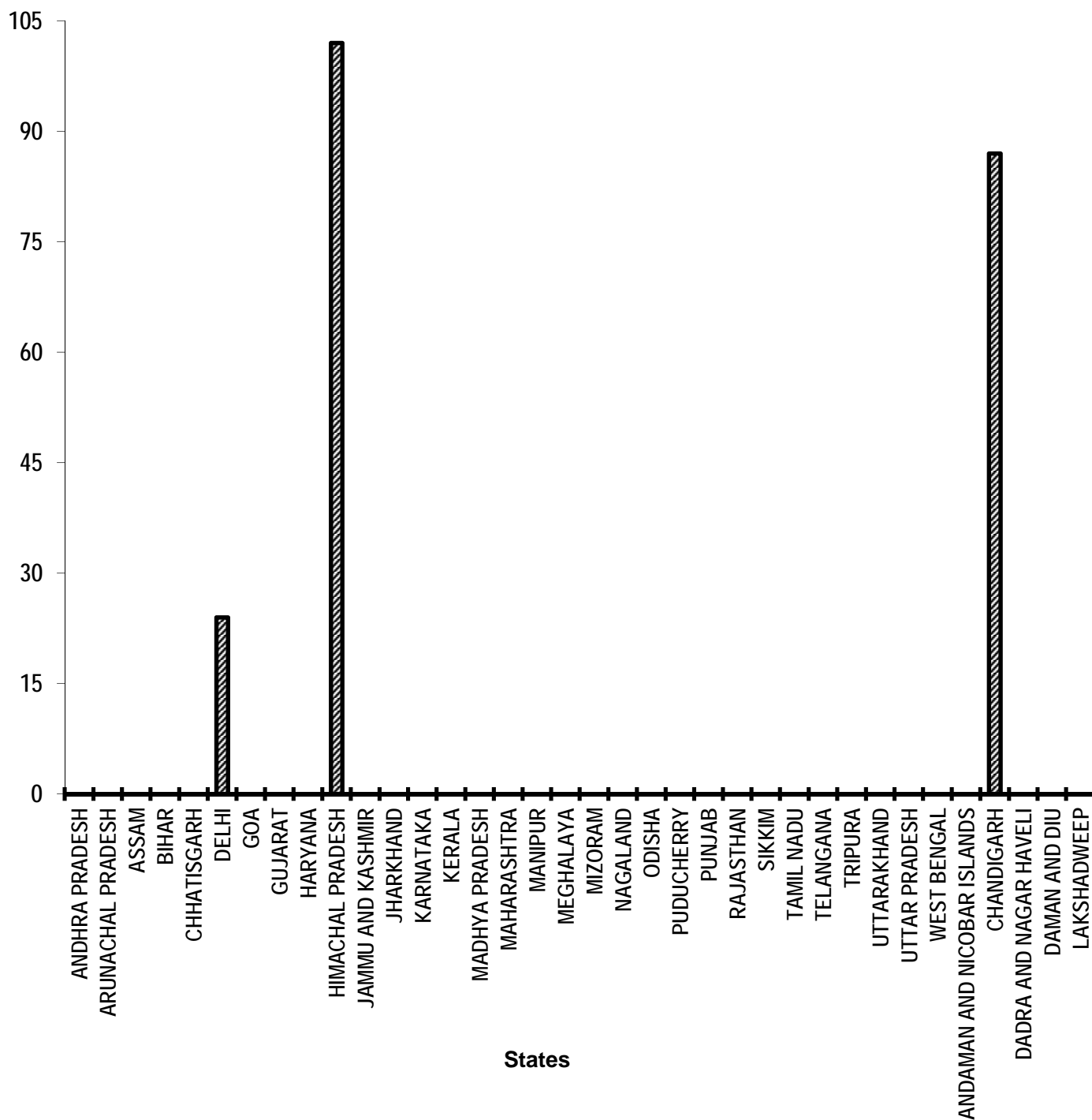


Table - 6

**Rural Housing - Indira Awaas Yojana**  
**Houses constructed**  
**(Unit: Number)**

Sl. No.	State/UT Name	Target		Achievement	Percent Achievement
		2015-2016	April 2015-June 2015	April 2015-June 2015	April 2015-June 2015
(1)	(2)	(3)	(4)	(5)	(5)/(4)
1	ANDHRA PRADESH	78,258	7,826	15,622	200
2	ARUNACHAL PRADESH	2,017	202	NR	0
3	ASSAM	1,83,171	18,317	23,192	127
4	BIHAR	2,80,255	28,026	70,766	253
5	CHHATISGARH	42,889	4,289	NR	0
6	GOA	586	59	232	393
7	GUJARAT	34,105	3,411	10,118	297
8	HARYANA	34,771	3,478	1,089	31
9	HIMACHAL PRADESH	4,688	469	0	0
10	JAMMU AND KASHMIR	13,484	1,348	367	27
11	JHARKHAND	49,701	4,970	NR	0
12	KARNATAKA	94,995	9,500	12,023	127
13	KERALA	59,060	5,906	8,190	139
14	MADHYA PRADESH	1,15,186	11,519	0	0
15	MAHARASHTRA	1,88,319	18,832	556	3
16	MANIPUR	4,658	466	NR	0
17	MEGHALAYA	8,433	843	247	29
18	MIZORAM	1,293	129	NR	0
19	NAGALAND	1,480	148	NR	0
20	ODISHA	1,60,610	16,061	45,915	286
21	PUDUCHERRY	412	41	NR	0
22	PUNJAB	56,750	5,675	0	0
23	RAJASTHAN	1,01,015	10,102	13,715	136
24	SIKKIM	1,834	183	0	0
25	TAMIL NADU	53,429	5,343	0	0
26	TELANGANA	67,312	6,731	0	0
27	TRIPURA	9,550	955	0	0
28	UTTARAKHAND	6,434	643	654	102
29	UTTAR PRADESH	4,25,299	42,529	25,811	61
30	WEST BENGAL	4,32,803	43,280	49,290	114
31	ANDAMAN AND NICOBAR ISLANDS	867	87	44	51
32	DADRA AND NAGAR HAVELI	223	22	0	0
33	DAMAN AND DIU	60	6	0	0
34	LAKSHADWEEP	22	2	35	1,750
<b>Grand Total</b>		<b>25,13,969</b>	<b>2,51,398</b>	<b>2,77,866</b>	<b>111</b>

**Very Good:(90% or above of targets)**

ANDHRA PRADESH, ASSAM, BIHAR, GOA, GUJARAT, KARNATAKA, KERALA, ODISHA, RAJASTHAN, UTTARAKHAND, WEST BENGAL, LAKSHADWEEP

**Poor:(Below 80% of targets)**

ARUNACHAL PRADESH, CHHATISGARH, HARYANA, HIMACHAL PRADESH, JAMMU AND KASHMIR, JHARKHAND, MADHYA PRADESH, MAHARASHTRA, MANIPUR, MEGHALAYA, MIZORAM, NAGALAND, PUDUCHERRY, PUNJAB, SIKKIM, TAMIL NADU, TELANGANA, TRIPURA, UTTAR PRADESH, ANDAMAN AND NICOBAR ISLANDS, DADRA AND NAGAR HAVELI, DAMAN AND DIU

Note:

NR: Not Reported

# Rural Housing - Indira Awaas Yojana

## Houses constructed

% Achievement of Target  
During April 2015 - June 2015

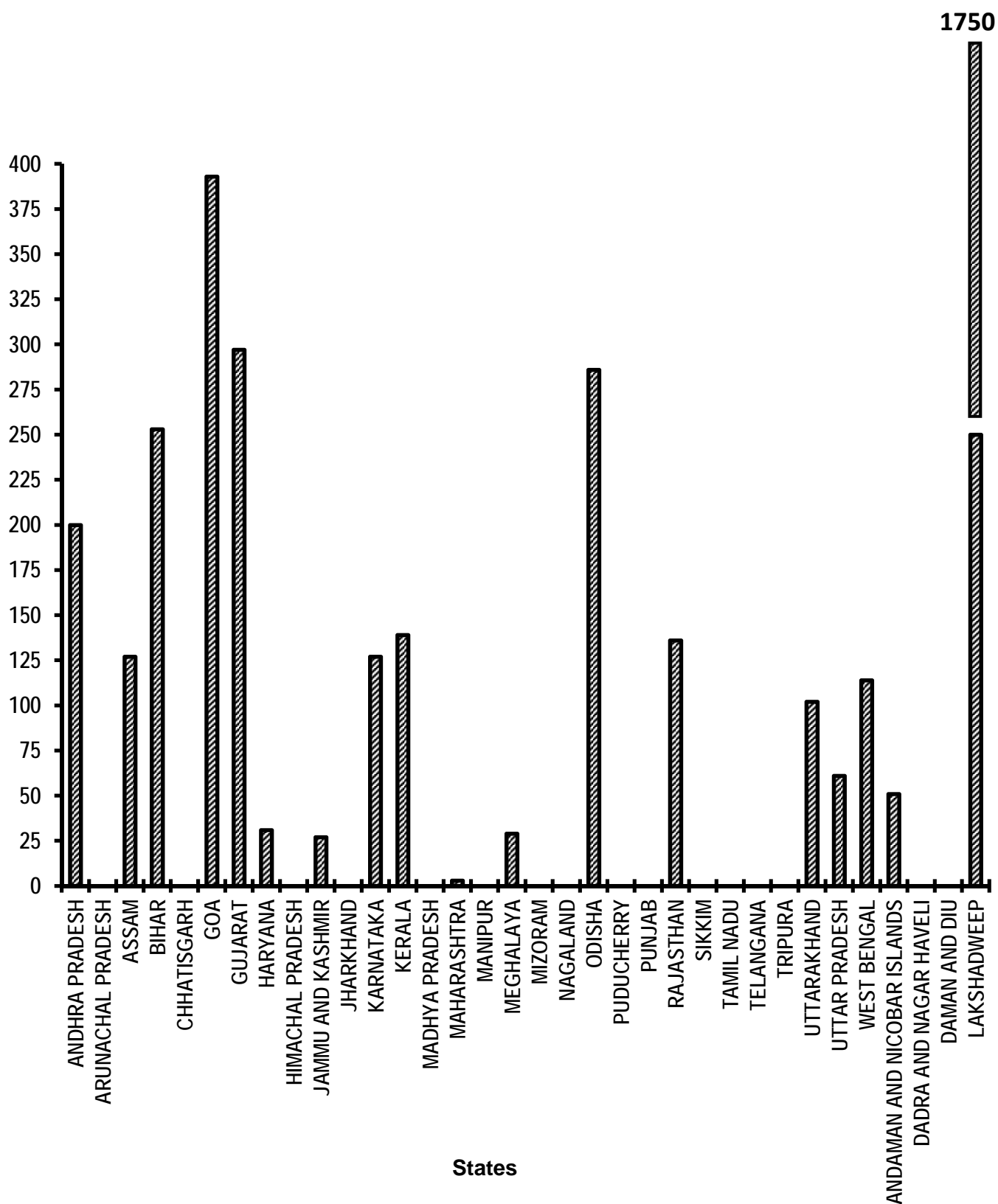


Table - 7

**EWS/LIG Houses in Urban Areas**  
**Houses constructed**  
**(Unit: Number)**

Sl. No.	State/UT Name	Target		Achievement	Percent Achievement
		2015-2016	April 2015-June 2015	April 2015-June 2015	April 2015-June 2015
(1)	(2)	(3)	(4)	(5)	(5)/(4)
1	ANDHRA PRADESH	9,055	2,264	776	34
2	ARUNACHAL PRADESH	417	104	NR	0
3	ASSAM	1,488	372	0	0
4	BIHAR	8,865	2,216	3,275	148
5	CHHATISGARH	6,716	1,679	NR	0
6	DELHI	14,969	3,742	0	0
7	GOA	-	-	0	-
8	GUJARAT	8,822	2,205	2,049	93
9	HARYANA	353	88	1,092	1,241
10	HIMACHAL PRADESH	610	152	0	0
11	JAMMU AND KASHMIR	3,668	917	0	0
12	JHARKHAND	2,228	557	NR	0
13	KARNATAKA	1,252	313	1,250	399
14	KERALA	3,969	992	119	12
15	MADHYA PRADESH	4,205	1,051	0	0
16	MAHARASHTRA	27,474	6,869	1,763	26
17	MANIPUR	23	6	NR	0
18	MEGHALAYA	411	103	0	0
19	MIZORAM	98	24	NR	0
20	NAGALAND	707	177	NR	0
21	ODISHA	1,627	407	0	0
22	PUDUCHERRY	350	87	NR	0
23	PUNJAB	1,401	350	0	0
24	RAJASTHAN	8,877	2,219	441	20
25	SIKKIM	15	4	0	0
26	TAMIL NADU	14,332	3,583	2,271	63
27	TELANGANA	4,594	1,149	0	0
28	TRIPURA	-	-	0	-
29	UTTARAKHAND	846	212	0	0
30	UTTAR PRADESH	11,427	2,857	168	6
31	WEST BENGAL	8,872	2,218	1,844	83
32	ANDAMAN AND NICOBAR ISLANDS	-	-	0	-
33	CHANDIGARH	2,306	576	0	0
34	DADRA AND NAGAR HAVELI	22	6	0	0
35	DAMAN AND DIU	-	-	0	-
<b>Grand Total</b>		<b>1,49,999</b>	<b>37,499</b>	<b>15,048</b>	<b>40</b>

**Very Good:(90% or above of targets)**

BIHAR, GUJARAT, HARYANA, KARNATAKA

**Good:(Between 80% to 90% targets)**

WEST BENGAL

**Poor:(Below 80% of targets)**

ANDHRA PRADESH, ARUNACHAL PRADESH, ASSAM, CHHATISGARH, DELHI, HIMACHAL PRADESH, JAMMU AND KASHMIR, JHARKHAND, KERALA, MADHYA PRADESH, MAHARASHTRA, MANIPUR, MEGHALAYA, MIZORAM, NAGALAND, ODISHA, PUDUCHERRY, PUNJAB, RAJASTHAN, SIKKIM, TAMIL NADU, TELANGANA, UTTARAKHAND, UTTAR PRADESH, CHANDIGARH, DADRA AND NAGAR HAVELI

Note:

NR: Not Reported

# EWS/LIG Houses in Urban Areas

Houses constructed

% Achievement of Target

During April 2015 - June 2015

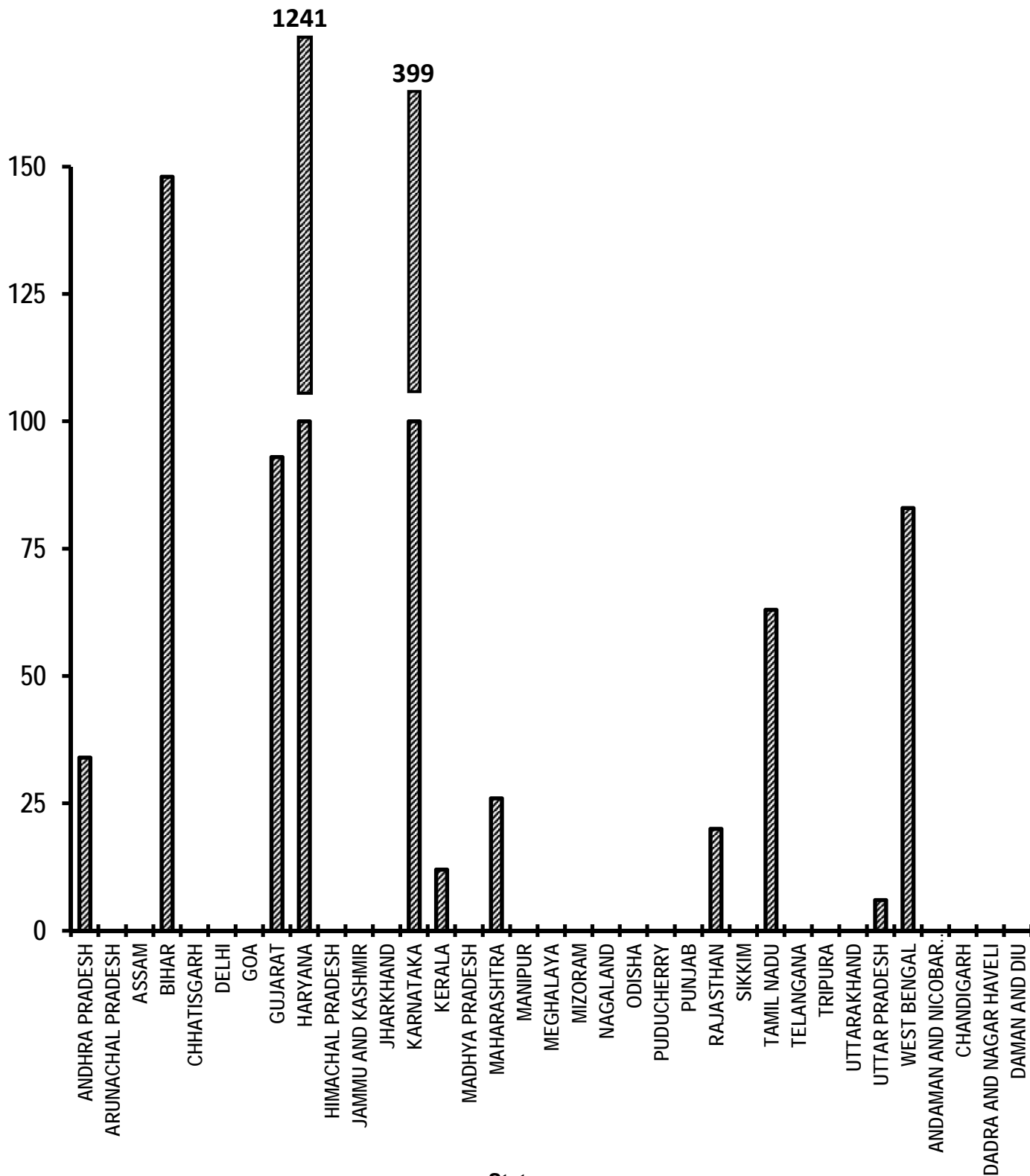


Table - 8(A)

**Rural Areas: National Rural Drinking Water Programme (NRDWP)**  
**Habitations covered (Partially covered & Slipped back)**  
**(Unit: Number)**

Sl. No.	State/UT Name	Target		Achievement	Percent Achievement
		2015-2016	April 2015-June 2015	April 2015-June 2015	April 2015-June 2015
(1)	(2)	(3)	(4)	(5)	(5)/(4)
1	ANDHRA PRADESH	2,600	260	279	107
2	ARUNACHAL PRADESH	202	20	NR	0
3	ASSAM	6,334	633	6	1
4	BIHAR	9,000	900	135	15
5	CHHATISGARH	8,200	819	NR	0
6	GUJARAT	900	90	401	446
7	HARYANA	527	54	6	11
8	HIMACHAL PRADESH	2,500	250	380	152
9	JAMMU AND KASHMIR	793	80	0	0
10	JHARKHAND	16,332	1,633	NR	0
11	KARNATAKA	8,483	847	0	0
12	KERALA	900	90	30	33
13	MADHYA PRADESH	10,000	1,000	0	0
14	MAHARASHTRA	3,713	369	108	29
15	MANIPUR	200	20	NR	0
16	MEGHALAYA	181	17	0	0
17	MIZORAM	52	6	NR	0
18	NAGALAND	84	9	NR	0
19	ODISHA	11,300	1,130	2,808	248
20	PUDUCHERRY	17	1	NR	0
21	PUNJAB	850	86	38	44
22	RAJASTHAN	1,400	140	0	0
23	SIKKIM	200	20	10	50
24	TAMIL NADU	4,449	444	0	0
25	TELANGANA	1,909	190	384	202
26	TRIPURA	93	10	10	100
27	UTTARAKHAND	1,028	102	60	59
28	UTTAR PRADESH	23,000	2,300	0	0
29	WEST BENGAL	3,420	343	216	63
30	ANDAMAN AND NICOBAR ISLANDS	4	1	7	700
<b>Grand Total</b>		<b>1,18,671</b>	<b>11,864</b>	<b>4,878</b>	<b>41</b>

**Very Good:(90% or above of targets)**

ANDHRA PRADESH, GUJARAT, HIMACHAL PRADESH, ODISHA, TELANGANA, TRIPURA, ANDAMAN AND NICOBAR ISLANDS

**Poor:(Below 80% of targets)**

ARUNACHAL PRADESH, ASSAM, BIHAR, CHHATISGARH, HARYANA, JAMMU AND KASHMIR, JHARKHAND, KARNATAKA, KERALA, MADHYA PRADESH, MAHARASHTRA, MANIPUR, MEGHALAYA, MIZORAM, NAGALAND, PUDUCHERRY, PUNJAB, RAJASTHAN, SIKKIM, TAMIL NADU, UTTARAKHAND, UTTAR PRADESH, WEST BENGAL

Note:

NR: Not Reported

# Rural Areas- National Rural Drinking Water Programme (NRDWP)

Habitations covered (Partially Covered & Slipped back)

% Achievement of Target  
During April 2015 - June 2015

700

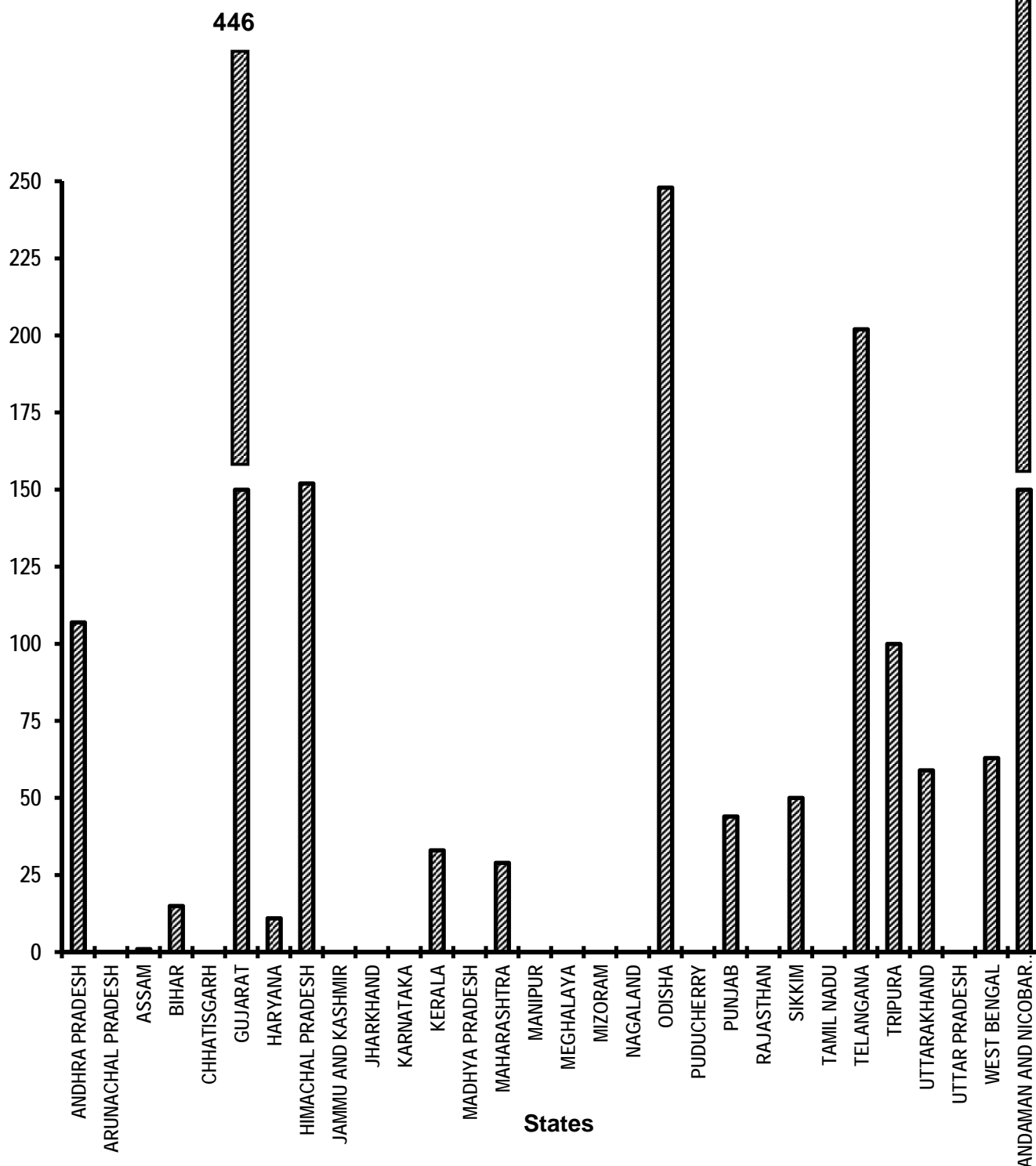


Table - 8(B)

**Rural Areas: National Rural Drinking Water Programme (NRDWP)**  
**Coverage of water quality affected habitations**  
**(Unit: Number)**

Sl. No.	State/UT Name	Target		Achievement April 2015-June 2015	Percent Achievement April 2015-June 2015
		2015-2016	April 2015-June 2015		
(1)	(2)	(3)	(4)	(5)	(5)/(4)
1	ANDHRA PRADESH	144	14	10	71
2	ARUNACHAL PRADESH	46	4	NR	0
3	ASSAM	3,604	360	1	0
4	BIHAR	4,000	400	60	15
5	CHHATISGARH	2,700	270	NR	0
6	GUJARAT	175	16	0	0
7	HARYANA	7	-	0	-
8	JAMMU AND KASHMIR	10	-	0	-
9	JHARKHAND	203	20	NR	0
10	KARNATAKA	1,520	153	0	0
11	KERALA	100	10	4	40
12	MADHYA PRADESH	876	87	0	0
13	MAHARASHTRA	487	49	11	22
14	MEGHALAYA	19	3	0	0
15	NAGALAND	36	3	NR	0
16	ODISHA	2,200	220	125	57
17	PUDUCHERRY	6	-	NR	-
18	PUNJAB	1,000	100	28	28
19	RAJASTHAN	1,773	177	0	0
20	TAMIL NADU	356	36	0	0
21	TELANGANA	148	14	30	214
22	TRIPURA	1,289	130	119	92
23	UTTARAKHAND	28	3	0	0
24	UTTAR PRADESH	1,500	150	0	0
25	WEST BENGAL	1,200	120	137	114
<b>Grand Total</b>		<b>23,427</b>	<b>2,339</b>	<b>525</b>	<b>22</b>

**Very Good:(90% or above of targets)**

TELANGANA, TRIPURA, WEST BENGAL

**Poor:(Below 80% of targets)**

ANDHRA PRADESH, ARUNACHAL PRADESH, ASSAM, BIHAR, CHHATISGARH, GUJARAT, JHARKHAND, KARNATAKA, KERALA, MADHYA PRADESH, MAHARASHTRA, MEGHALAYA, NAGALAND, ODISHA, PUNJAB, RAJASTHAN, TAMIL NADU, UTTARAKHAND, UTTAR PRADESH

Note:

NR: Not Reported



# Rural Areas- National Rural Drinking Water Programme (NRDWP)

## Coverage of Water Quality Affected Habitations

% Achievement of Target  
During April 2015 - June 2015

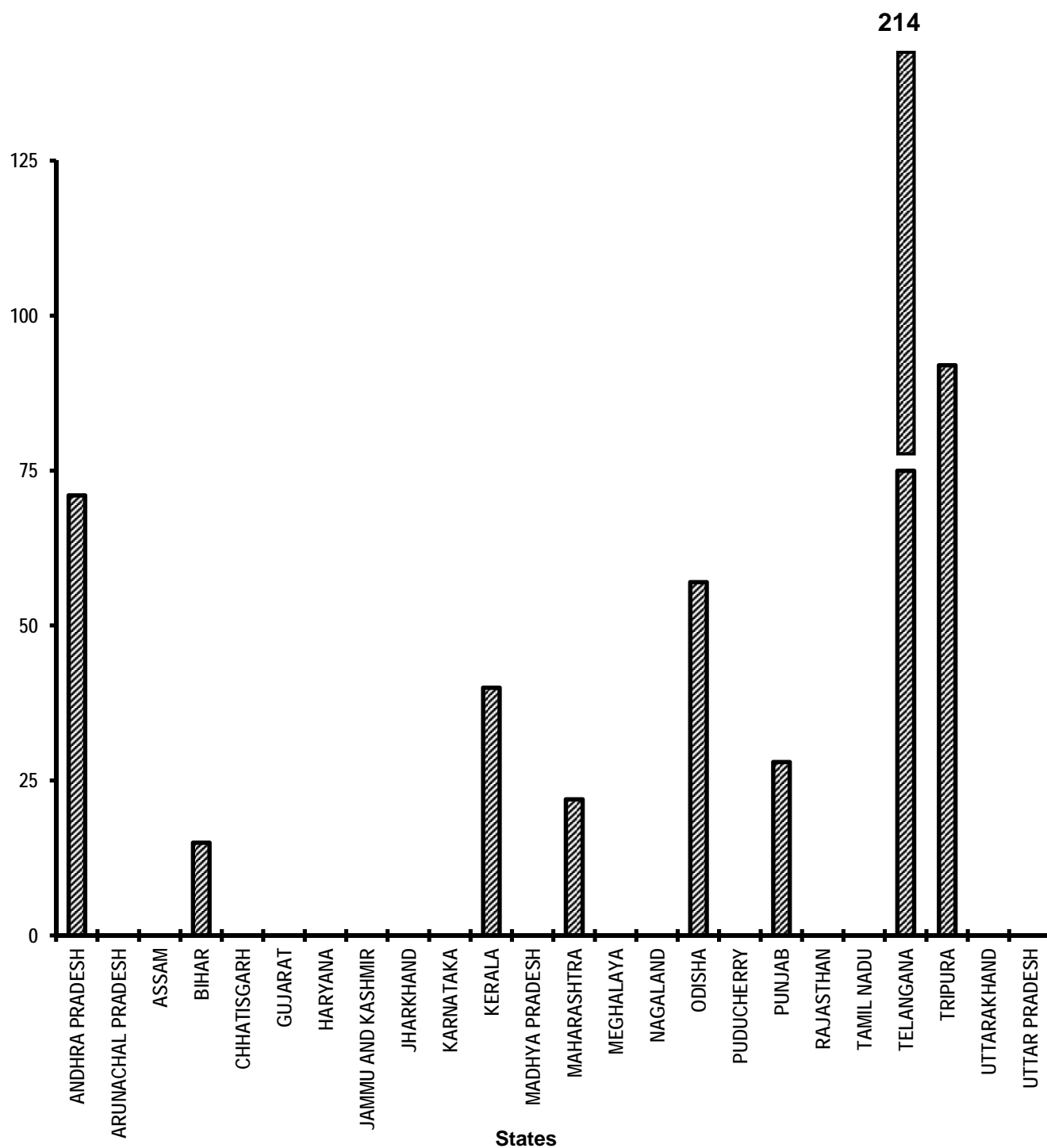


Table - 9

**Sanitation Programme in Rural Areas**  
(Unit: Number)

Sl. No.	State/UT Name	Individual Household latrines constructed (Number) April 2015-June 2015
(1)	(2)	(3)
1	ANDHRA PRADESH	40,721
2	ARUNACHAL PRADESH	782
3	ASSAM	59,930
4	BIHAR	40,325
5	CHHATISGARH	17,374
6	DELHI	0
7	GOA	0
8	GUJARAT	66,443
9	HARYANA	15,605
10	HIMACHAL PRADESH	13,377
11	JAMMU AND KASHMIR	3,767
12	JHARKHAND	25,525
13	KARNATAKA	78,422
14	KERALA	4,482
15	MADHYA PRADESH	81,625
16	MAHARASHTRA	1,11,243
17	MANIPUR	8,409
18	MEGHALAYA	6,520
19	MIZORAM	0
20	NAGALAND	8,495
21	ODISHA	1,33,517
22	PUDUCHERRY	0
23	PUNJAB	2,330
24	RAJASTHAN	2,07,999
25	SIKKIM	1,058
26	TAMIL NADU	22,300
27	TELANGANA	39,669
28	TRIPURA	3,799
29	UTTARAKHAND	12,968
30	UTTAR PRADESH	1,42,858
31	WEST BENGAL	4,20,202
32	ANDAMAN AND NICOBAR ISLANDS	0
33	CHANDIGARH	0
34	DADRA AND NAGAR HAVELI	0
35	DAMAN AND DIU	0
36	LAKSHADWEEP	0
<b>Grand Total</b>		<b>15,69,745</b>

Table - 10

**Institutional Delivery**  
(Unit: Number)

		<b>Delivery in institutions (Number)</b>
<b>Sl. No.</b>	<b>State/UT Name</b>	<b>April 2015- June 2015</b>
<b>(1)</b>	<b>(2)</b>	<b>(3)</b>
1	ANDHRA PRADESH	1,94,767
2	ARUNACHAL PRADESH	NR
3	ASSAM	0
4	BIHAR	0
5	CHHATISGARH	NR
6	DELHI	66,554
7	GOA	4,668
8	GUJARAT	2,29,746
9	HARYANA	33,777
10	HIMACHAL PRADESH	18,122
11	JAMMU AND KASHMIR	32,478
12	JHARKHAND	NR
13	KARNATAKA	2,14,980
14	KERALA	1,28,370
15	MADHYA PRADESH	2,56,205
16	MAHARASHTRA	4,16,836
17	MANIPUR	NR
18	MEGHALAYA	0
19	MIZORAM	NR
20	NAGALAND	NR
21	ODISHA	1,46,267
22	PUDUCHERRY	NR
23	PUNJAB	69,483
24	RAJASTHAN	1,07,379
25	SIKKIM	1,725
26	TAMIL NADU	2,32,343
27	TELANGANA	1,42,448
28	TRIPURA	0
29	UTTARAKHAND	24,357
30	UTTAR PRADESH	5,02,031
31	WEST BENGAL	2,06,105
32	ANDAMAN AND NICOBAR ISLANDS	1,221
33	CHANDIGARH	5,875
34	DADRA AND NAGAR HAVELI	1,793
35	DAMAN AND DIU	805
36	LAKSHADWEEP	256
<b>Grand Total</b>		<b>30,38,591</b>

Note:

NR: Not Reported

Table - 11(A)

SC Families assisted  
SC families assisted under SCA to SCSP & NSFDC  
(Unit: Number)

Sl. No.	State/UT Name	Target	Achievement	Percent Achievement
		2015-2016	April 2015-June 2015	April 2015-June 2015
(1)	(2)	(3)	(4)	(5)/(4)
1	ANDHRA PRADESH	6,592	1,486	29,764
2	ASSAM	2,001	446	5,265
3	BIHAR	15,722	3,612	590
4	CHHATISGARH	3,616	841	NR
5	DELHI	1,193	245	154
6	GOA	59	13	0
7	GUJARAT	3,610	825	24,489
8	HARYANA	4,218	956	79,239
9	HIMACHAL PRADESH	1,853	431	2,598
10	JAMMU AND KASHMIR	972	226	0
11	JHARKHAND	3,146	710	NR
12	KARNATAKA	12,920	3,029	237
13	KERALA	2,518	571	17,774
14	MADHYA PRADESH	13,147	3,069	336
15	MAHARASHTRA	10,092	2,268	752
16	MANIPUR	136	31	NR
17	MEGHALAYA	7	1	0
18	MIZORAM	1	-	NR
19	ODISHA	6,230	1,420	14,684
20	PUDUCHERRY	153	34	NR
21	PUNJAB	9,655	2,244	2
22	RAJASTHAN	10,088	2,288	10,124
23	SIKKIM	59	12	0
24	TAMIL NADU	11,548	2,610	2,322
25	TELANGANA	4,231	954	321
26	TRIPURA	834	192	154
27	UTTARAKHAND	1,588	361	252
28	UTTAR PRADESH	33,315	7,536	3,243
29	WEST BENGAL	17,918	4,068	6,309
30	CHANDIGARH	273	63	777
31	DADRA AND NAGAR HAVELI	2	-	0
32	DAMAN AND DIU	2	-	0
<b>Grand Total</b>		<b>1,77,699</b>	<b>40,542</b>	<b>1,99,386</b>

**Very Good:(90% or above of targets)**

ANDHRA PRADESH, ASSAM, GUJARAT, HARYANA, HIMACHAL PRADESH, KERALA, ODISHA, RAJASTHAN, WEST BENGAL, CHANDIGARH

**Good:(Between 80% to 90% targets)**

TAMIL NADU, TRIPURA

**Poor:(Below 80% of targets)**

BIHAR, CHHATISGARH, DELHI, GOA, JAMMU AND KASHMIR, JHARKHAND, KARNATAKA, MADHYA PRADESH, MAHARASHTRA, MANIPUR, MEGHALAYA, PUDUCHERRY, PUNJAB, SIKKIM, TELANGANA, UTTARAKHAND, UTTAR PRADESH

Note:

NR: Not Reported

# SC Families Assisted under SCA to SCSP & NSFDC

% Achievement of Target  
During April 2015 - June 2015

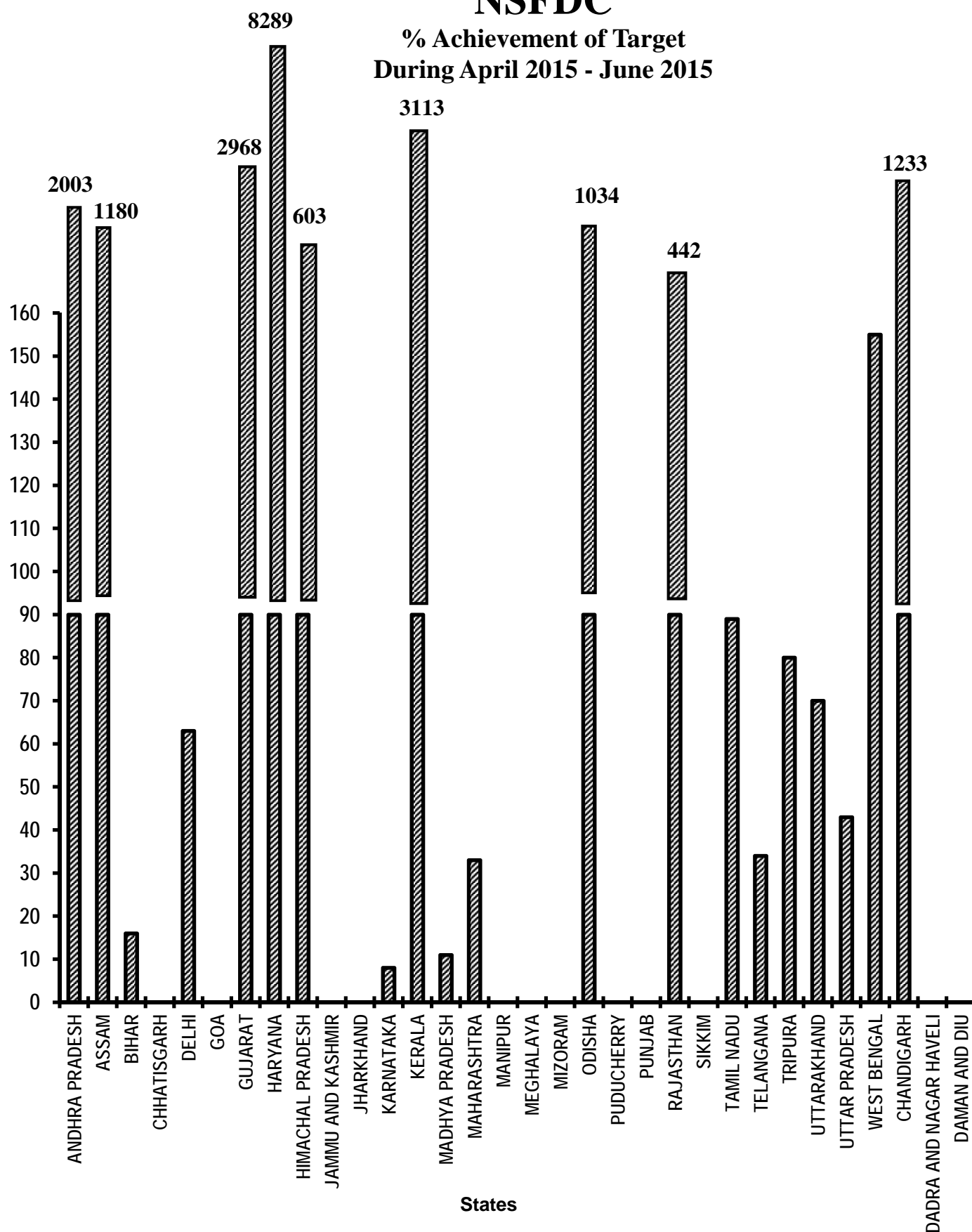


Table - 11(B)

SC Students assisted  
(Unit: Number)

		SC students assisted under post matric scholarship (Number) April 2015- June 2015
Sl. No.	State/UT Name	
(1)	(2)	(3)
1	ANDHRA PRADESH	0
2	ASSAM	0
3	BIHAR	0
4	CHHATISGARH	NR
5	DELHI	0
6	GOA	0
7	GUJARAT	42,804
8	HARYANA	57,996
9	HIMACHAL PRADESH	0
10	JAMMU AND KASHMIR	0
11	JHARKHAND	NR
12	KARNATAKA	1,495
13	KERALA	29,393
14	MADHYA PRADESH	0
15	MAHARASHTRA	2,007
16	MANIPUR	NR
17	MEGHALAYA	0
18	ODISHA	50,519
19	PUDUCHERRY	NR
20	PUNJAB	0
21	RAJASTHAN	13,633
22	SIKKIM	0
23	TAMIL NADU	1,71,434
24	TELANGANA	0
25	TRIPURA	0
26	UTTARAKHAND	0
27	UTTAR PRADESH	43
28	WEST BENGAL	81,737
29	CHANDIGARH	0
30	DAMAN AND DIU	0
<b>Grand Total</b>		<b>4,51,061</b>

Note:

NR: Not Reported

Table - 12

**Universalization of ICDS Scheme**  
**ICDS Blocks Operational (Cumulative)**  
**(Unit: Number)**

Sl. No.	State/UT Name	Target		Achievement	Percent Achievement
		2015-2016	April 2015-June 2015	April 2015-June 2015	April 2015-June 2015
(1)	(2)	(3)	(4)	(5)	(5)/(4)
1	ANDHRA PRADESH	257	257	257	100
2	ARUNACHAL PRADESH	98	98	93 #	95
3	ASSAM	231	231	231	100
4	BIHAR	544	544	544	100
5	CHHATISGARH	220	220	220 #	100
6	DELHI	95	95	95	100
7	GOA	11	11	12	109
8	GUJARAT	336	336	336	100
9	HARYANA	148	148	148	100
10	HIMACHAL PRADESH	78	78	78	100
11	JAMMU AND KASHMIR	141	141	141	100
12	JHARKHAND	224	224	204 #	91
13	KARNATAKA	204	204	204	100
14	KERALA	258	258	258	100
15	MADHYA PRADESH	453	453	453	100
16	MAHARASHTRA	553	553	553	100
17	MANIPUR	43	42	43 #	102
18	MEGHALAYA	41	41	41	100
19	MIZORAM	27	27	27 #	100
20	NAGALAND	60	59	59 #	100
21	ODISHA	338	338	338	100
22	PUDUCHERRY	5	5	5 #	100
23	PUNJAB	155	154	155	101
24	RAJASTHAN	304	304	304	100
25	SIKKIM	13	13	13	100
26	TAMIL NADU	434	434	434	100
27	TELANGANA	149	149	149	100
28	TRIPURA	56	56	56	100
29	UTTARAKHAND	105	105	105	100
30	UTTAR PRADESH	897	897	844	94
31	WEST BENGAL	576	576	552	96
32	ANDAMAN AND NICOBAR ISLANDS	5	5	5	100
33	CHANDIGARH	3	3	3	100
34	DADRA AND NAGAR HAVELI	2	2	2 #	100
35	DAMAN AND DIU	2	2	2	100
36	LAKSHADWEEP	9	9	9	100
<b>Grand Total</b>		<b>7,075</b>	<b>7,072</b>	<b>6,973</b>	<b>99</b>

**Very Good:(90% or above of targets)**

ANDHRA PRADESH, ARUNACHAL PRADESH, ASSAM, BIHAR, CHHATISGARH, DELHI, GOA, GUJARAT, HARYANA, HIMACHAL PRADESH, JAMMU AND KASHMIR, JHARKHAND, KARNATAKA, KERALA, MADHYA PRADESH, MAHARASHTRA, MANIPUR, MEGHALAYA, MIZORAM, NAGALAND, ODISHA, PUDUCHERRY, PUNJAB, RAJASTHAN, SIKKIM, TAMIL NADU, TELANGANA, TRIPURA, UTTARAKHAND, UTTAR PRADESH, WEST BENGAL, ANDAMAN AND NICOBAR ISLANDS, CHANDIGARH, DADRA AND NAGAR HAVELI, DAMAN AND DIU, LAKSHADWEEP

Note

# Figures reported earlier have been repeated

# Universalization of ICDS Scheme

## ICDS Blocks Operational (Cumulative)

% Achievement of Target  
During April 2015- June 2015

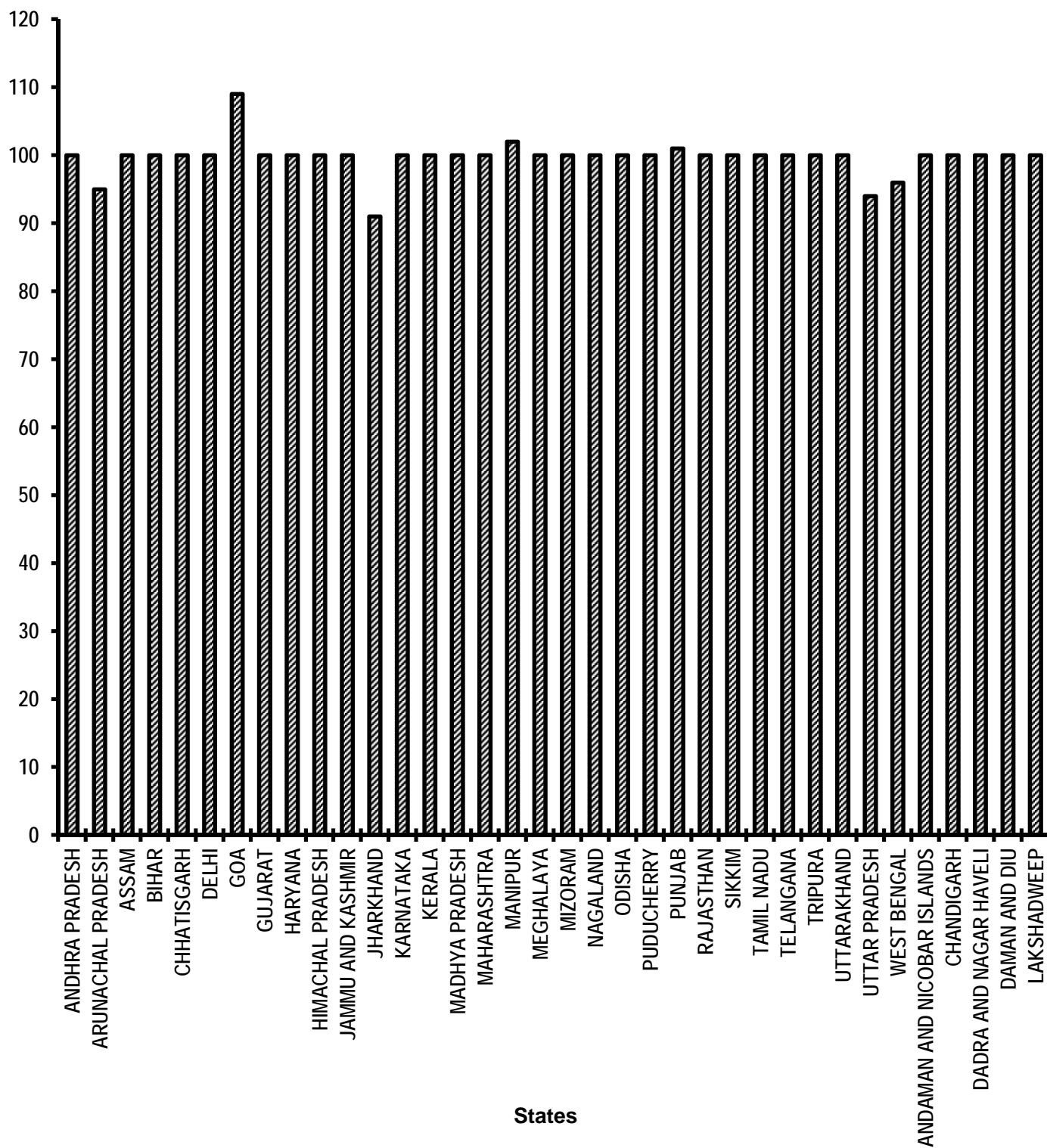




Table - 13

**Functional Anganwadis**  
**Anganwadis Functional (Cumulative)**  
**(Unit: Number)**

		<b>Target</b>		<b>Achievement</b>	<b>Percent Achievement</b>
<b>Sl. No.</b>	<b>State/UT Name</b>	<b>2015-2016</b>	<b>April 2015-June 2015</b>	<b>April 2015-June 2015</b>	<b>April 2015-June 2015</b>
(1)	(2)	(3)	(4)	(5)	(5)/(4)
1	ANDHRA PRADESH	55,607	55,574	55,591	100
2	ARUNACHAL PRADESH	6,225	6,028	6028 #	100
3	ASSAM	62,153	62,153	62,153	100
4	BIHAR	1,15,009	91,677	91,677	100
5	CHHATISGARH	52,474	49,941	49941 #	100
6	DELHI	11,150	10,897	10,897	100
7	GOA	1,262	1,260	1,255	100
8	GUJARAT	53,029	52,065	52,133	100
9	HARYANA	25,962	25,962	25,962	100
10	HIMACHAL PRADESH	18,925	18,920	18,922	100
11	JAMMU AND KASHMIR	31,938	29,599	29,599	100
12	JHARKHAND	38,432	38,432	38365 #	100
13	KARNATAKA	65,911	64,558	64,518	100
14	KERALA	33,318	33,115	33,115	100
15	MADHYA PRADESH	97,135	91,822	91,729	100
16	MAHARASHTRA	1,10,486	1,08,010	97,162	90
17	MANIPUR	11,510	9,883	9805 #	99
18	MEGHALAYA	5,896	5,309	4,630	87
19	MIZORAM	2,244	2,244	1980 #	88
20	NAGALAND	3,980	3,455	3455 #	100
21	ODISHA	74,154	71,204	71,205	100
22	PUDUCHERRY	855	788	788 #	100
23	PUNJAB	27,314	26,656	26,656	100
24	RAJASTHAN	62,010	60,133	60,142	100
25	SIKKIM	1,308	1,275	1,284	101
26	TAMIL NADU	54,439	54,439	54,439	100
27	TELANGANA	35,700	35,353	35,492	100
28	TRIPURA	10,145	9,911	9,911	100
29	UTTARAKHAND	20,067	19,430	19,472	100
30	UTTAR PRADESH	1,90,145	1,87,997	1,77,818	95
31	WEST BENGAL	1,19,481	1,16,390	1,26,815	109
32	ANDAMAN AND NICOBAR ISLANDS	720	710	714	101
33	CHANDIGARH	500	500	500	100
34	DADRA AND NAGAR HAVELI	302	282	268 #	95
35	DAMAN AND DIU	107	107	102	95
36	LAKSHADWEEP	107	107	107	100
<b>Grand Total</b>		<b>14,00,000</b>	<b>13,46,186</b>	<b>13,34,630</b>	<b>99</b>

**Very Good:(90% or above of targets)**

ANDHRA PRADESH, ARUNACHAL PRADESH, ASSAM, BIHAR, CHHATISGARH, DELHI, GOA, GUJARAT, HARYANA, HIMACHAL PRADESH, JAMMU AND KASHMIR, JHARKHAND, KARNATAKA, KERALA, MADHYA PRADESH, MAHARASHTRA, MANIPUR, NAGALAND, ODISHA, PUDUCHERRY, PUNJAB, RAJASTHAN, SIKKIM, TAMIL NADU, TELANGANA, TRIPURA, UTTARAKHAND, UTTAR PRADESH, WEST BENGAL, ANDAMAN AND NICOBAR ISLANDS, CHANDIGARH, DADRA AND NAGAR HAVELI, DAMAN AND DIU, LAKSHADWEEP

**Good:(Between 80% to 90% targets)**

MEGHALAYA, MIZORAM

Note

# Figures reported earlier have been repeated

# Functional Anganwadis (Cumulative) % Achievement of Target During April 2015 - June 2015

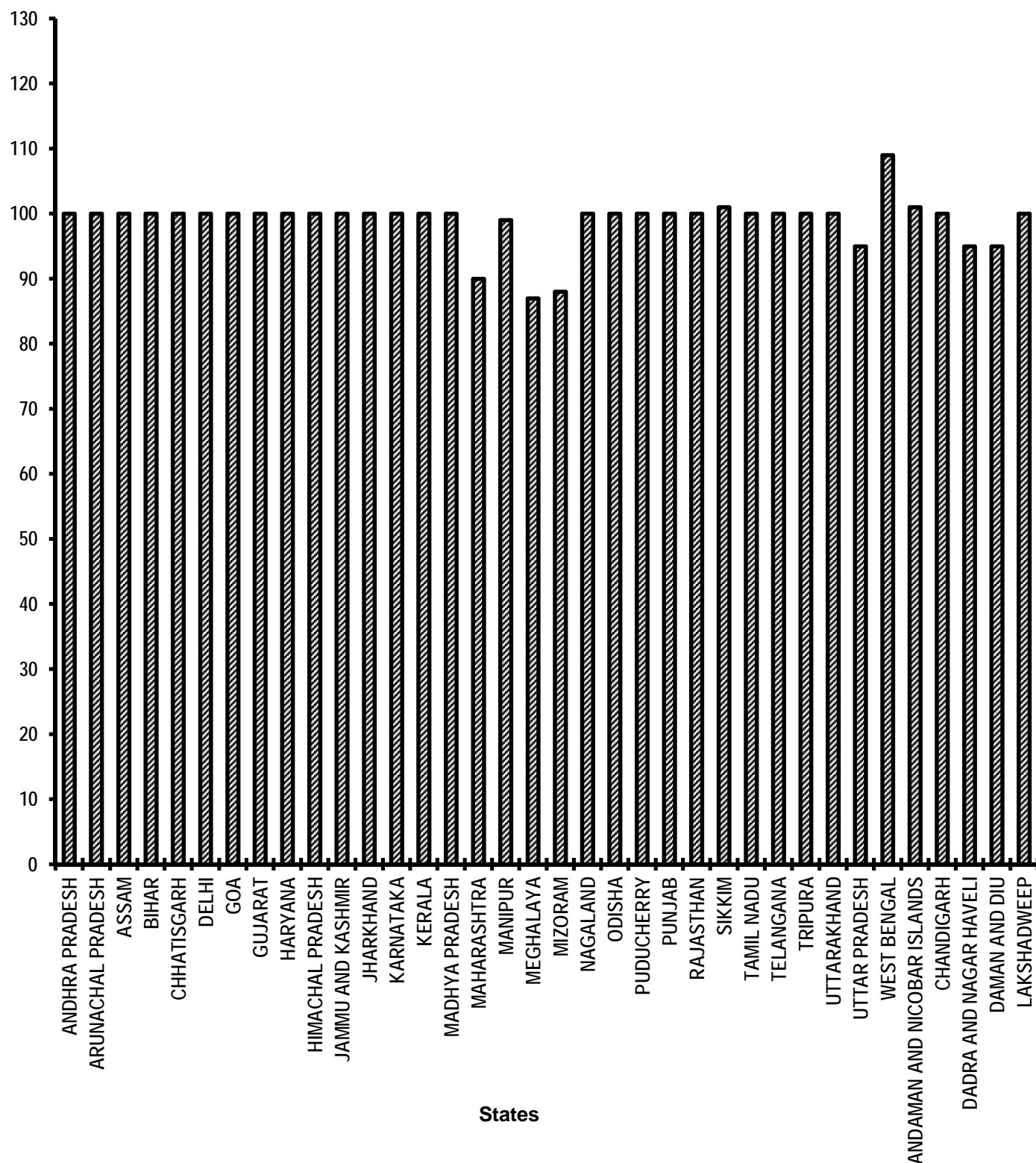


Table - 14

No. of Urban poor families assisted under Seven Point Charter  
(Unit: Number)

		©
		Poor Families assisted (Number)
Sl. No.	State/UT Name	April 2015-June 2015
(1)	(2)	(3)
1	ANDHRA PRADESH	17,231
2	ARUNACHAL PRADESH	NR
3	ASSAM	444
4	BIHAR	0
5	CHHATISGARH	NR
6	DELHI	185
7	GOA	0
8	GUJARAT	85,881
9	HARYANA	1,743
10	HIMACHAL PRADESH	0
11	JAMMU AND KASHMIR	0
12	JHARKHAND	NR
13	KARNATAKA	173
14	KERALA	945
15	MADHYA PRADESH	2,255
16	MAHARASHTRA	1,591
17	MANIPUR	NR
18	MEGHALAYA	273
19	MIZORAM	NR
20	NAGALAND	NR
21	ODISHA	141
22	PUDUCHERRY	NR
23	PUNJAB	50
24	RAJASTHAN	895
25	SIKKIM	0
26	TAMIL NADU	98
27	TELANGANA	4,029
28	TRIPURA	0
29	UTTARAKHAND	0
30	UTTAR PRADESH	118
31	WEST BENGAL	3,85,684
32	ANDAMAN AND NICOBAR ISLANDS	0
33	CHANDIGARH	199
34	DADRA AND NAGAR HAVELI	0
35	DAMAN AND DIU	0
<b>Grand Total</b>		<b>5,01,935</b>

Note:

NR: Not Reported

© : The parameter No. of Urban poor families assisted under Seven Point Charter has become non targetable w.e.f April 2015

Table - 15(A)

**Afforestation ( Public and Forest Lands)  
Area Covered under Plantation  
(Unit: Hectares)**

Sl. No.	State/UT Name	Target		Achievement	Percent Achievement
		2015-2016	April 2015-June 2015	April 2015-June 2015	April 2015-June 2015
(1)	(2)	(3)	(4)	(5)	(5)/(4)
1	ANDHRA PRADESH	1,48,730	37,183	0	0
2	ARUNACHAL PRADESH	210	53	NR	0
3	ASSAM	40	10	0	0
4	BIHAR	22,790	5,698	4,961	87
5	CHHATISGARH	50,410	12,603	NR	0
6	DELHI	850	213	0	0
7	GOA	150	38	0	0
8	GUJARAT	1,39,280	34,820	0	0
9	HARYANA	57,200	14,300	4,279	30
10	HIMACHAL PRADESH	18,000	4,500	0	0
11	JAMMU AND KASHMIR	8,700	2,175	0	0
12	JHARKHAND	3,450	863	NR	0
13	KARNATAKA	66,090	16,523	30,212	183
14	KERALA	3,890	972	433	45
15	MADHYA PRADESH	1,10,700	27,675	7,994	29
16	MAHARASHTRA	1,22,880	30,720	9,438	31
17	MANIPUR	14,600	3,650	NR	0
18	MEGHALAYA	4,850	1,213	0	0
19	MIZORAM	4,070	1,018	NR	0
20	NAGALAND	1,050	263	NR	0
21	ODISHA	1,07,290	26,823	0	0
22	PUDUCHERRY	40	10	NR	0
23	PUNJAB	6,970	1,743	0	0
24	RAJASTHAN	57,100	14,275	13,521	95
25	SIKKIM	4,810	1,203	178	15
26	TAMIL NADU	70,240	17,560	0	0
27	TELANGANA	59,970	14,993	2,120	14
28	TRIPURA	16,280	4,070	2,339	57
29	UTTARAKHAND	16,000	4,000	701	18
30	UTTAR PRADESH	47,731	11,933	2,574	22
31	WEST BENGAL	750	188	1,740	926
32	ANDAMAN AND NICOBAR ISLANDS	1,120	280	276	99
33	CHANDIGARH	180	45	0	0
34	DADRA AND NAGAR HAVELI	200	50	0	0
35	DAMAN AND DIU	10	3	0	0
36	LAKSHADWEEP	20	5	0	0
<b>Grand Total</b>		<b>11,66,651</b>	<b>2,91,671</b>	<b>80,766</b>	<b>28</b>

**Very Good:(90% or above of targets)**

KARNATAKA, RAJASTHAN, WEST BENGAL, ANDAMAN AND NICOBAR ISLANDS

**Good:(Between 80% to 90% targets)**

BIHAR

**Poor:(Below 80% of targets)**

ANDHRA PRADESH, ARUNACHAL PRADESH, ASSAM, CHHATISGARH, DELHI, GOA, GUJARAT, HARYANA, HIMACHAL PRADESH, JAMMU AND KASHMIR, JHARKHAND, KERALA, MADHYA PRADESH, MAHARASHTRA, MANIPUR, MEGHALAYA, MIZORAM, NAGALAND, ODISHA, PUDUCHERRY, PUNJAB, SIKKIM, TAMIL NADU, TELANGANA, TRIPURA, UTTARAKHAND, UTTAR PRADESH, CHANDIGARH, DADRA AND NAGAR HAVELI, DAMAN AND DIU, LAKSHADWEEP

Note:

NR: Not Reported

# Afforestation (Public and Forest Lands)

## Area Covered under Plantation

% Achievement of Target  
During April 2015 - June 2015

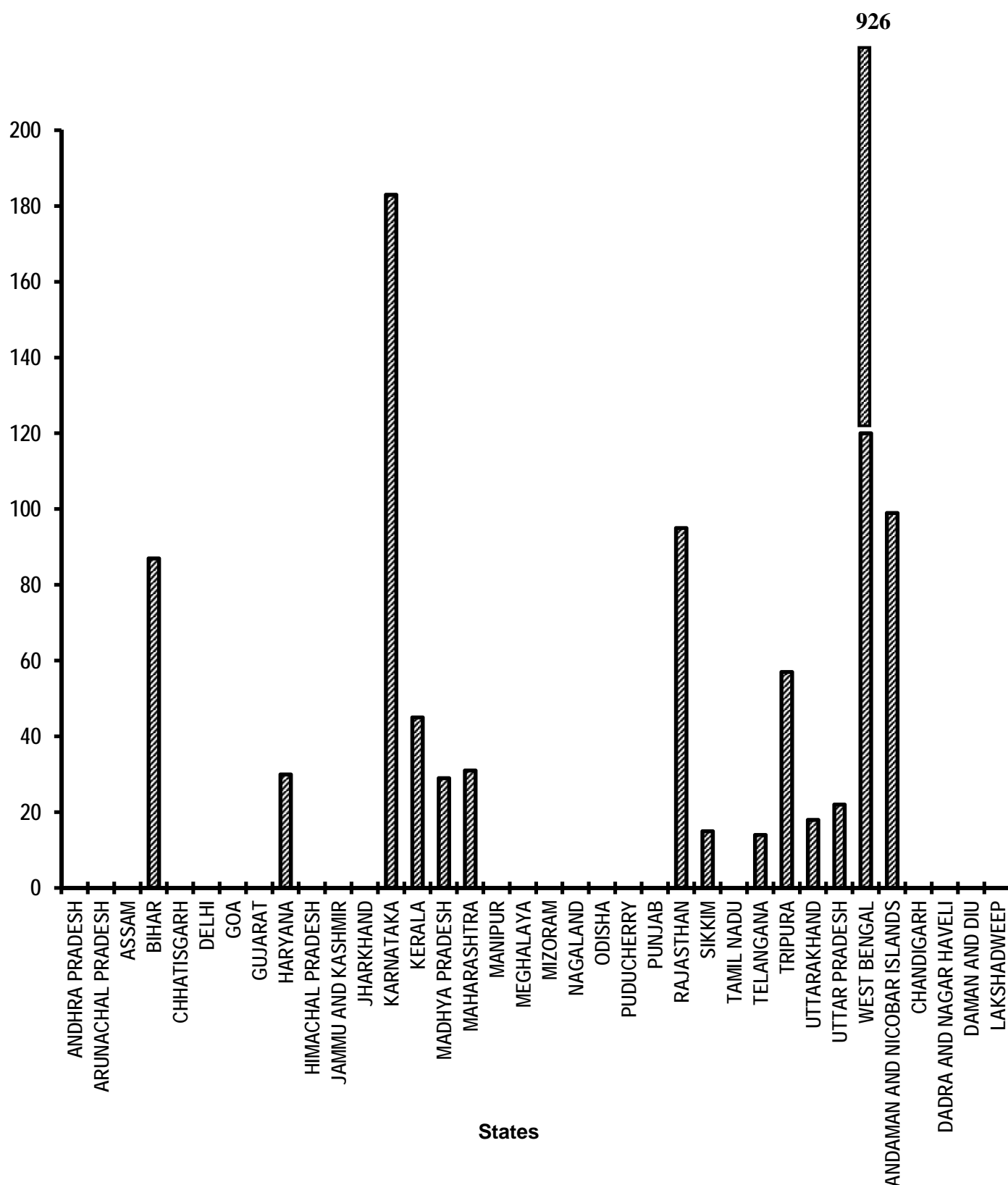


Table - 15(B)

**Afforestation ( Public and Forest Lands)**  
**Seedlings planted**  
**(Unit: Number)**

		<b>Target</b>		<b>Achievement</b>	<b>Percent Achievement</b>
<b>Sl. No.</b>	<b>State/UT Name</b>	<b>2015-2016</b>	<b>April 2015-June 2015</b>	<b>April 2015-June 2015</b>	<b>April 2015-June 2015</b>
(1)	(2)	(3)	(4)	(5)	(5)/(4)
1	ANDHRA PRADESH	9,66,75,000	2,41,69,000	0	0
2	ARUNACHAL PRADESH	1,37,000	34,000	NR	0
3	ASSAM	26,000	7,000	0	0
4	BIHAR	1,48,14,000	37,04,000	32,24,600	87
5	CHHATISGARH	3,27,67,000	81,92,000	NR	0
6	DELHI	5,53,000	1,38,000	0	0
7	GOA	98,000	25,000	0	0
8	GUJARAT	9,05,32,000	2,26,33,000	0	0
9	HARYANA	3,71,80,000	92,95,000	40,39,000	43
10	HIMACHAL PRADESH	1,17,00,000	29,25,000	0	0
11	JAMMU AND KASHMIR	56,55,000	14,14,000	0	0
12	JHARKHAND	22,43,000	5,61,000	NR	0
13	KARNATAKA	4,29,59,000	1,07,40,000	1,38,08,400	129
14	KERALA	25,29,000	6,32,000	4,73,169	75
15	MADHYA PRADESH	7,19,55,000	1,79,89,000	52,01,000	29
16	MAHARASHTRA	7,98,72,000	1,99,68,000	57,85,000	29
17	MANIPUR	94,90,000	23,73,000	NR	0
18	MEGHALAYA	31,53,000	7,88,000	0	0
19	MIZORAM	26,46,000	6,62,000	NR	0
20	NAGALAND	6,83,000	1,71,000	NR	0
21	ODISHA	6,97,39,000	1,74,35,000	0	0
22	PUDUCHERRY	26,000	7,000	NR	0
23	PUNJAB	45,31,000	11,33,000	0	0
24	RAJASTHAN	3,71,15,000	92,79,000	99,60,200	107
25	SIKKIM	31,27,000	7,82,000	3,15,700	40
26	TAMIL NADU	4,56,56,000	1,14,14,000	0	0
27	TELANGANA	3,89,81,000	97,45,000	13,38,000	14
28	TRIPURA	1,05,82,000	26,46,000	15,38,000	58
29	UTTARAKHAND	1,04,00,000	26,00,000	6,74,000	26
30	UTTAR PRADESH	3,10,25,000	77,56,000	3,12,101	4
31	WEST BENGAL	4,88,000	1,22,000	41,64,050	3,413
32	ANDAMAN AND NICOBAR ISLANDS	7,28,000	1,82,000	1,85,041	102
33	CHANDIGARH	1,17,000	29,000	0	0
34	DADRA AND NAGAR HAVELI	1,30,000	33,000	0	0
35	DAMAN AND DIU	7,000	2,000	0	0
36	LAKSHADWEEP	13,000	3,000	0	0
<b>Grand Total</b>		<b>75,83,32,000</b>	<b>18,95,88,000</b>	<b>5,10,18,261</b>	<b>27</b>

**Very Good:(90% or above of targets)**

KARNATAKA, RAJASTHAN, WEST BENGAL, ANDAMAN AND NICOBAR ISLANDS

**Good:(Between 80% to 90% targets)**

BIHAR

**Poor:(Below 80% of targets)**

ANDHRA PRADESH, ARUNACHAL PRADESH, ASSAM, CHHATISGARH, DELHI, GOA, GUJARAT, HARYANA, HIMACHAL PRADESH, JAMMU AND KASHMIR, JHARKHAND, KERALA, MADHYA PRADESH, MAHARASHTRA, MANIPUR, MEGHALAYA, MIZORAM, NAGALAND, ODISHA, PUDUCHERRY, PUNJAB, SIKKIM, TAMIL NADU, TELANGANA, TRIPURA, UTTARAKHAND, UTTAR PRADESH, CHANDIGARH, DADRA AND NAGAR HAVELI, DAMAN AND DIU, LAKSHADWEEP

Note:

NR: Not Reported

# Afforestation (Public and Forest Lands)

## Seedlings planted

% Achievement of Target  
During April 2015 - June 2015

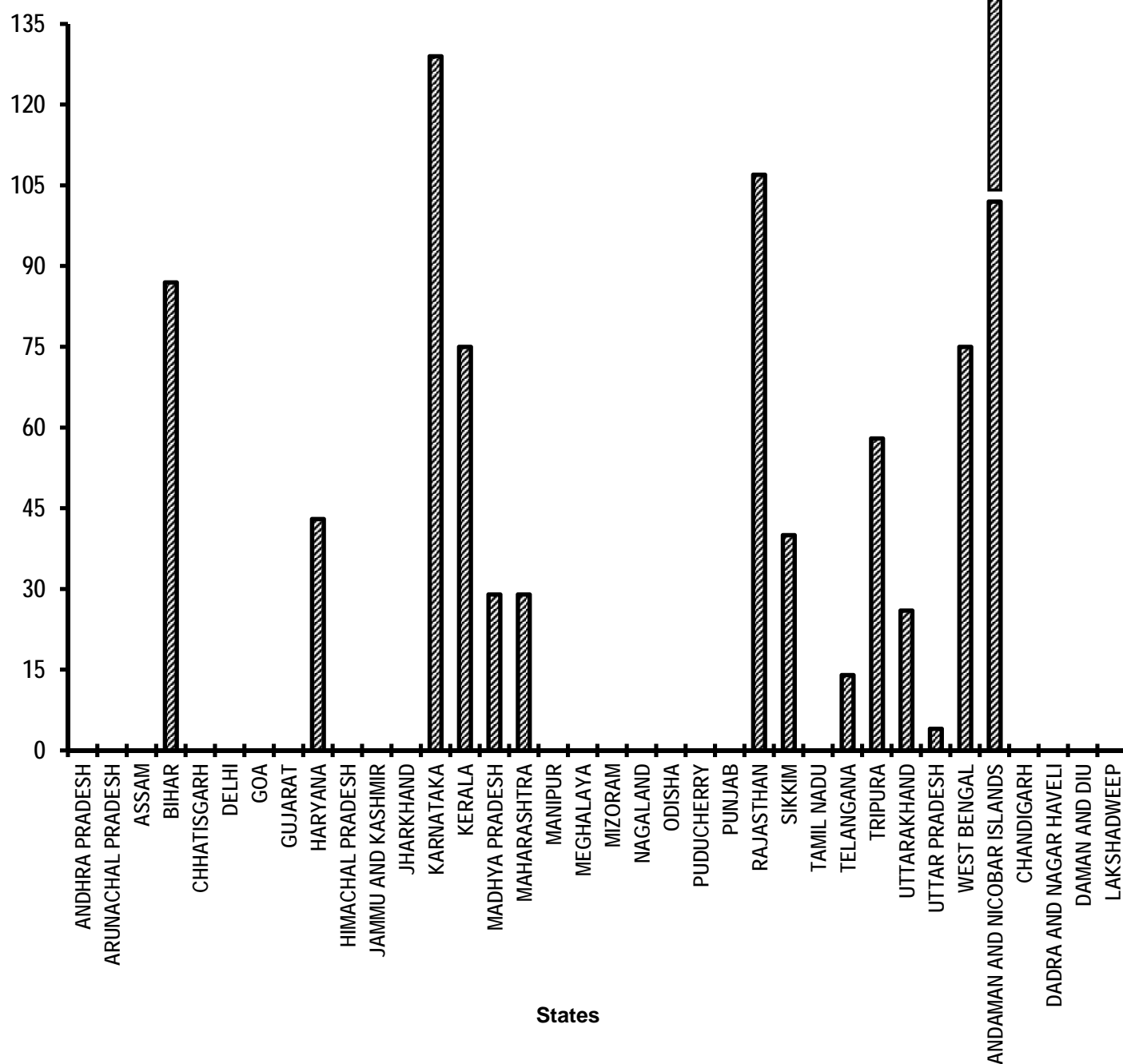


Table - 16

**Rural roads - PMGSY**  
**Length of road constructed**  
**(Unit: Kilometer)**

		<b>Target</b>		<b>Achievement</b>	<b>Percent Achievement</b>
<b>Sl. No.</b>	<b>State/UT Name</b>	<b>2015-2016</b>	<b>April 2015-June 2015</b>	<b>April 2015-June 2015</b>	<b>April 2015-June 2015</b>
(1)	(2)	(3)	(4)	(5)	(5)/(4)
1	ANDHRA PRADESH	300	60	205	342
2	ARUNACHAL PRADESH	470	94	197 *	210
3	ASSAM	700	140	125	89
4	BIHAR	3,200	640	933 *	146
5	CHHATISGARH	1,500	300	860 *	287
6	GUJARAT	1,800	360	295	82
7	HARYANA	300	60	137	228
8	HIMACHAL PRADESH	300	60	328	547
9	JAMMU AND KASHMIR	750	150	95	63
10	JHARKHAND	1,240	248	486 *	196
11	KARNATAKA	550	110	308	280
12	KERALA	300	60	37	62
13	MADHYA PRADESH	3,410	682	992 *	145
14	MAHARASHTRA	600	120	190	158
15	MANIPUR	300	60	275 *	458
16	MEGHALAYA	100	20	12 *	60
17	MIZORAM	80	16	47 *	294
18	NAGALAND	150	30	39 *	130
19	ODISHA	2,350	470	1,209	257
20	PUNJAB	450	90	349	388
21	RAJASTHAN	2,000	400	1,294	324
22	SIKKIM	120	24	22	92
23	TAMIL NADU	1,110	222	103	46
24	TELANGANA	250	50	47	94
25	TRIPURA	220	44	47	107
26	UTTARAKHAND	450	90	461	512
27	UTTAR PRADESH	1,500	300	748	249
28	WEST BENGAL	1,500	300	885	295
<b>Grand Total</b>		<b>26,000</b>	<b>5,200</b>	<b>10,726</b>	<b>206</b>

**Very Good:(90% or above of targets)**

ANDHRA PRADESH, ARUNACHAL PRADESH, BIHAR, CHHATISGARH, HARYANA, HIMACHAL PRADESH, JHARKHAND, KARNATAKA, MADHYA PRADESH, MAHARASHTRA, MANIPUR, MIZORAM, NAGALAND, ODISHA, PUNJAB, RAJASTHAN, SIKKIM, TELANGANA, TRIPURA, UTTARAKHAND, UTTAR PRADESH, WEST BENGAL

**Good:(Between 80% to 90% targets)**

ASSAM, GUJARAT

**Poor:(Below 80% of targets)**

JAMMU AND KASHMIR, KERALA, MEGHALAYA, TAMIL NADU

Note

\* Figures have been reconciled with that of MoRD



# Rural Roads - PMGSY

## Length of Road Constructed

% Achievement of Target  
During April 2015 - June 2015

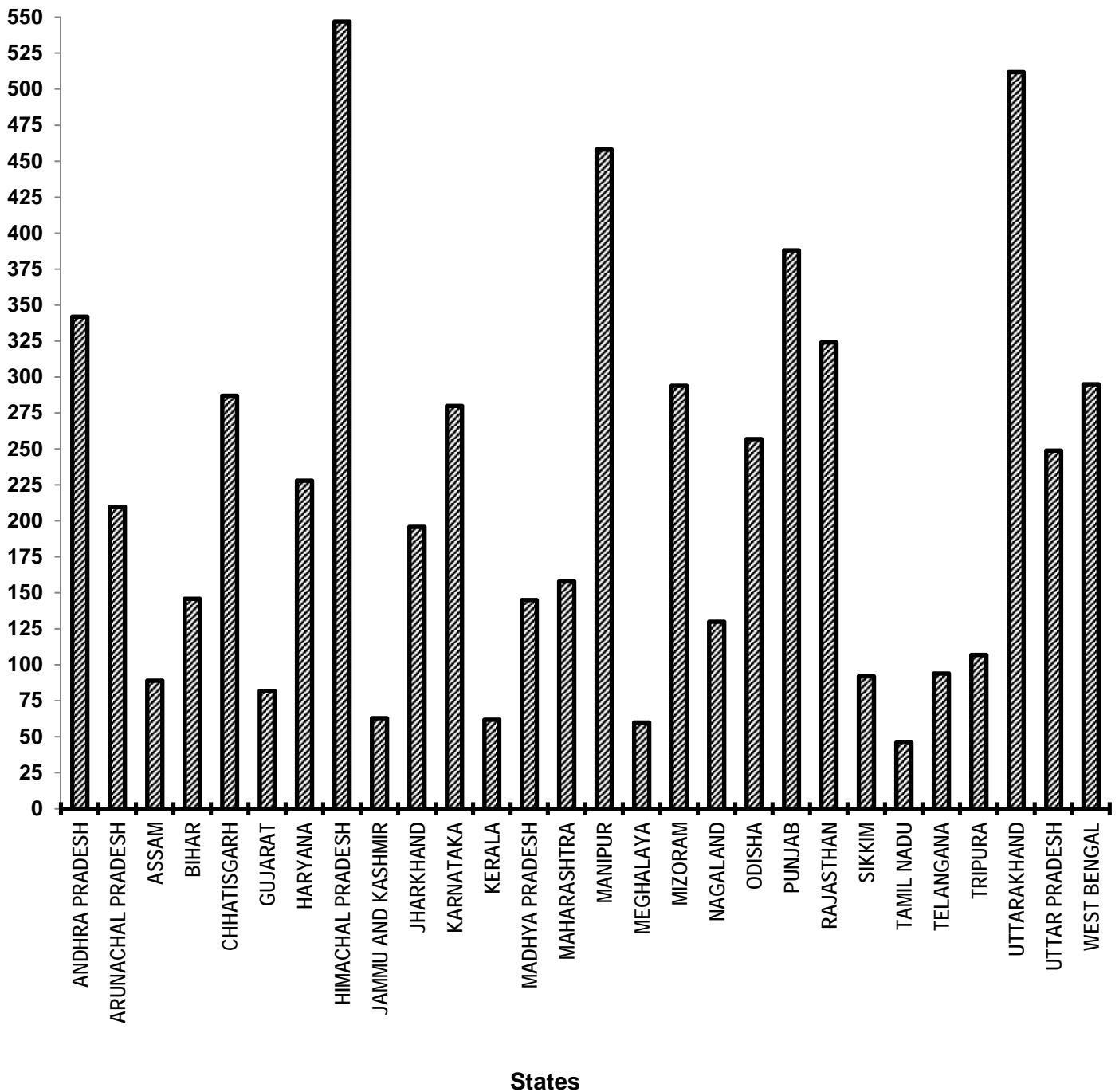


Table - 17

**Deendyal Upadhyaya Gram Jyoti Yojana (DDUGJY)**  
**Villages electrified**  
**(Unit: Number)**

		<b>Target</b>		<b>Achievement</b>	<b>Percent Achievement</b>
<b>Sl. No.</b>	<b>State/UT Name</b>	<b>2015-2016</b>	<b>April 2015-June 2015</b>	<b>April 2015-June 2015</b>	<b>April 2015-June 2015</b>
(1)	(2)	(3)	(4)	(5)	(5)/(4)
1	ARUNACHAL PRADESH	-	-	NR	-
2	ASSAM	121	24	21 *	88
3	BIHAR	1,975	396	873 *	220
4	CHHATISGARH	15	3	3 *	100
5	HIMACHAL PRADESH	1	1	1 *	100
6	JAMMU AND KASHMIR	31	6	26 *	433
7	JHARKHAND	352	70	56 *	80
8	KARNATAKA	-	-	0	-
9	KERALA	-	-	0 ¥	-
10	MADHYA PRADESH	142	28	4	14
11	MAHARASHTRA	-	-	0	-
12	MANIPUR	95	19	NR	0
13	MEGHALAYA	26	5	1 *	20
14	MIZORAM	16	3	16 *	533
15	NAGALAND	8	2	NR	0
16	ODISHA	20	4	1 *	25
17	RAJASTHAN	26	5	0	0
18	TAMIL NADU	-	-	0	-
19	TRIPURA	4	1	0	0
20	UTTAR PRADESH	659	132	30 *	23
21	WEST BENGAL	10	2	9 *	450
<b>Grand Total</b>		<b>3,501</b>	<b>701</b>	<b>1,041</b>	<b>149</b>

**Very Good:(90% or above of targets)**

BIHAR, CHHATISGARH, HIMACHAL PRADESH, JAMMU AND KASHMIR, MADHYA PRADESH, MIZORAM, WEST BENGAL

**Good:(Between 80% to 90% targets)**

ASSAM, JHARKHAND

**Poor:(Below 80% of targets)**

MANIPUR, MEGHALAYA, NAGALAND, ODISHA, RAJASTHAN, TRIPURA, UTTAR PRADESH

\* Figures have been reconciled with that of M/o Power

NR : Not Reported

¥ : Information not shown due to high inconsistency

**Deendayal Upadhyaya  
Gram Jyoti Yojana-DDUGJY  
Villages electrified  
% Achievement of Target  
During April 2015 - June 2015**

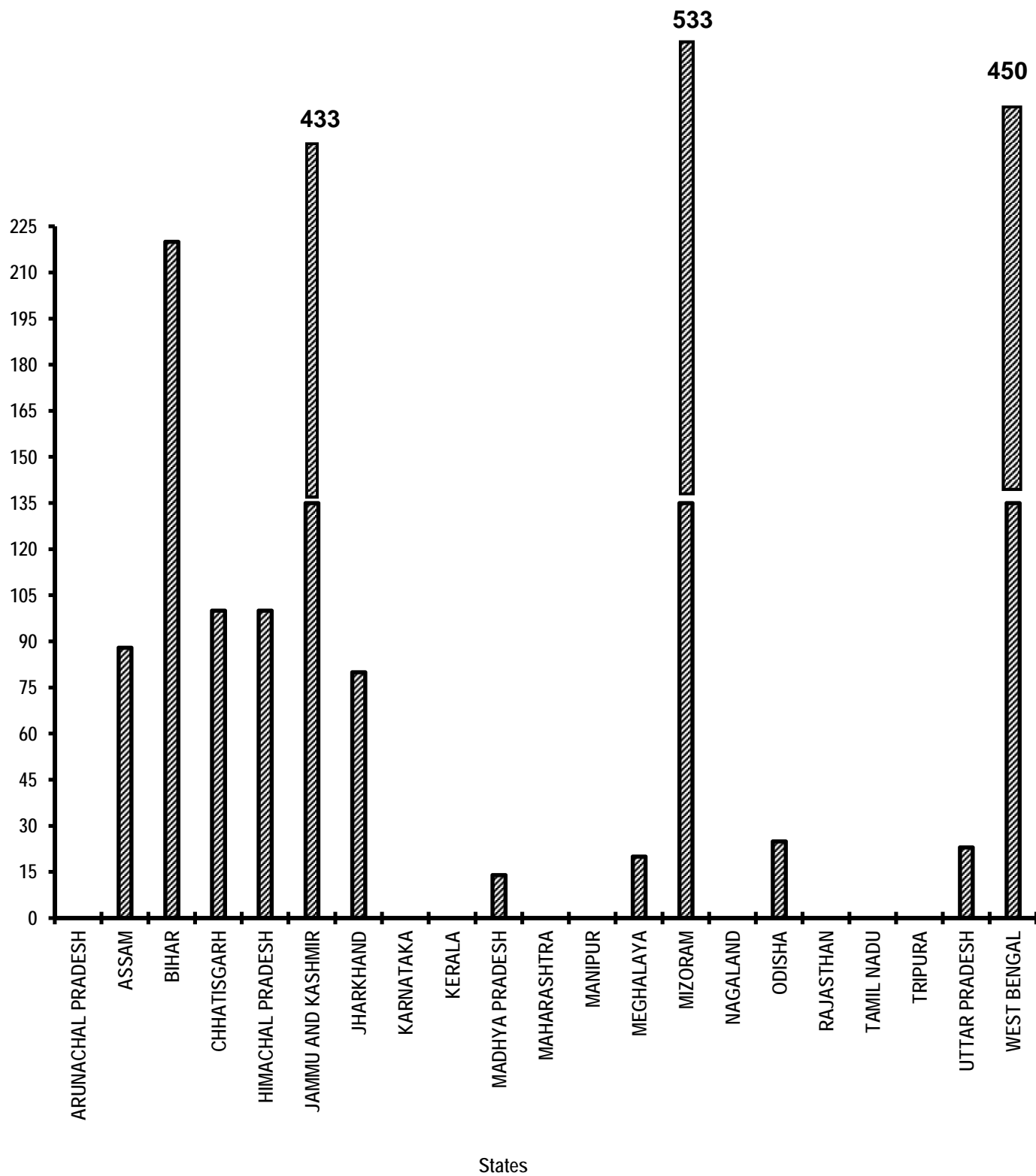


Table - 18

**Energising pump sets  
Pumps sets energized  
(Unit: Number)**

		<b>Target +</b>	<b>Achievement</b>	<b>Percent Achievement</b>
Sl. No.	State/UT Name	<b>2015-2016</b>	<b>April 2015- June 2015</b>	<b>April 2015- June 2015</b>
(1)	(2)	(3)	(4)	(5)/(4)
1	ANDHRA PRADESH	25,000	6,250	4,453
2	BIHAR	2,764	691	0
3	CHHATISGARH	21,000	3,000	NR
4	GOA	200	60	52
5	GUJARAT	56,000	13,998	26,343
6	HARYANA	9,549	2,385	1,372
7	HIMACHAL PRADESH	1,014	253	445
8	JHARKHAND	22,000	5,500	NR
9	KARNATAKA	38,602	9,649	21,694
10	KERALA	12,000	3,000	2,648
11	MADHYA PRADESH	17,237	4,309	22,930
12	ODISHA	1,190	297	1,616
13	PUDUCHERRY	25	6	NR
14	PUNJAB	55,000	6,249	0
15	RAJASTHAN	30,000	7,500	5,190
16	TAMIL NADU	12,000	3,000	1,869
17	TELANGANA	25,000	6,250	13,183
18	UTTARAKHAND	700	174	218
19	UTTAR PRADESH	22,058	5,514	4,408
20	WEST BENGAL	422	105	939
21	DADRA AND NAGAR HAVELI	20	3	0
22	DAMAN AND DIU	25	6	2
<b>Grand Total</b>		3,51,806	78,199	1,07,362

**Very Good:(90% or above of targets)**

GUJARAT, HIMACHAL PRADESH, KARNATAKA, MADHYA PRADESH, ODISHA, UTTARAKHAND, WEST BENGAL

**Good:(Between 80% to 90% targets)**

GOA, KERALA, UTTAR PRADESH

**Poor:(Below 80% of targets)**

BIHAR, CHHATISGARH, HARYANA, JHARKHAND, PUDUCHERRY, PUNJAB, RAJASTHAN, TAMIL NADU, DADRA AND NAGAR HAVELI, DAMAN AND DIU

NR: Not Reported

+ : Only Gujarat, Haryana, Himachal Pradesh and Uttarakhand have provided the targets. For rest of the States/Uts previous year targets have been repeated provisionally.

# Energising Pump sets

## Pumps sets energized

% Achievement of Target  
During April 2015 - June 2015

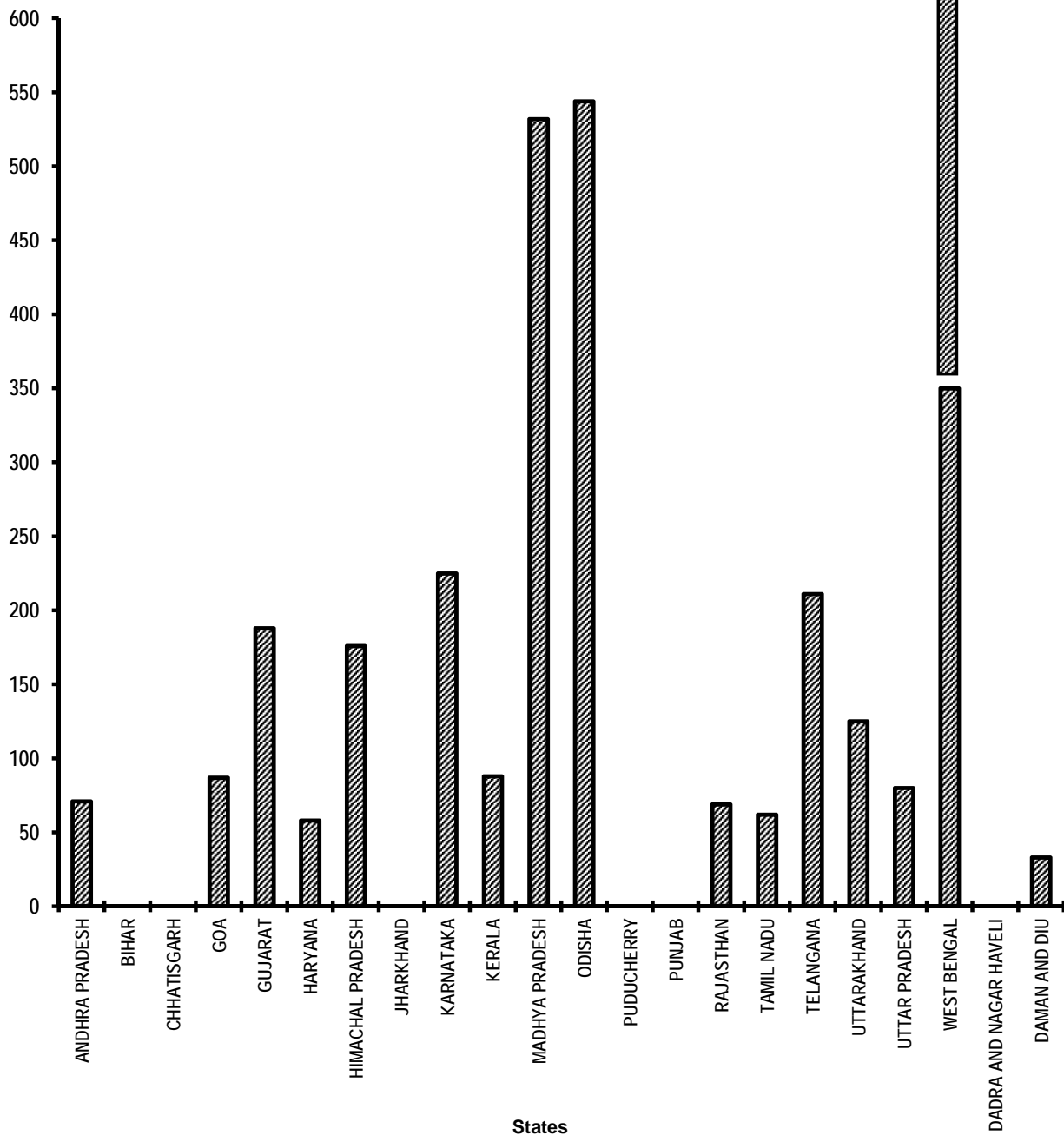


Table - 19

## Supply of Electricity

Sl. No.	State/UT Name	Electricity demanded (Million Units) April 2015- June 2015	Electricity supplied (Million Units) April 2015- June 2015	Shortage observed (Million Units) April 2015- June 2015	Percentage of Electricity Supplied
(1)	(2)	(3)	(4)	(5)	(6)
1	ANDHRA PRADESH	12,582	12,561	21	100
2	ARUNACHAL PRADESH	132	109	23	83
3	ASSAM	2,163	1,937	226	90
4	BIHAR	5,466	5,373	93	98
5	CHHATISGARH	5,995	5,915	80	99
6	DELHI	8,452	8,440	12	100
7	GOA	1,303	1,302	1	100
8	GUJARAT	26,056	26,055	1	100
9	HARYANA	11,423	11,421	2	100
10	HIMACHAL PRADESH	2,216	2,208	8	100
11	JAMMU AND KASHMIR	3,974	3,325	649	84
12	JHARKHAND	1,815	1,801	14	99
13	KARNATAKA	15,234	14,905	329	98
14	KERALA	5,701	5,641	60	99
15	MADHYA PRADESH	12,542	12,542	0	100
16	MAHARASHTRA	35,037	34,908	129	100
17	MANIPUR	186	171	15	92
18	MEGHALAYA	423	389	34	92
19	MIZORAM	110	104	6	95
20	NAGALAND	179	175	4	98
21	ODISHA	6,912	6,844	68	99
22	PUDUCHERRY	634	633	1	100
23	PUNJAB	12,863	12,851	12	100
24	RAJASTHAN	14,992	14,992	0	100
25	SIKKIM	94	94	0	100
26	TAMIL NADU	24,585	24,070	515	98
27	TELANGANA	11,894	11,615	279	98
28	TRIPURA	312	277	35	89
29	UTTARAKHAND	3,291	3,234	57	98
30	UTTAR PRADESH	26,852	23,664	3,188	88
31	WEST BENGAL	12,418	12,359	59	100
32	ANDAMAN AND NICOBAR ISLANDS	60	45	15	75
33	CHANDIGARH	451	451	0	100
34	DADRA AND NAGAR HAVELI	1,411	1,411	0	100
35	DAMAN AND DIU	550	550	0	100
36	LAKSHADWEEP	12	12	0	100
<b>Grand Total</b>		<b>2,68,320</b>	<b>2,62,384</b>	<b>5,936</b>	<b>98</b>

**Very Good:(90% or above of targets)**

ANDHRA PRADESH, ASSAM, BIHAR, CHHATISGARH, DELHI, GOA, GUJARAT, HARYANA, HIMACHAL PRADESH, JHARKHAND, KARNATAKA, KERALA, MADHYA PRADESH, MAHARASHTRA, MANIPUR, MEGHALAYA, MIZORAM, NAGALAND, ODISHA, PUDUCHERRY, PUNJAB, RAJASTHAN, SIKKIM, TAMIL NADU, TELANGANA, UTTARAKHAND, WEST BENGAL, CHANDIGARH, DADRA AND NAGAR HAVELI, DAMAN AND DIU, LAKSHADWEEP

**Good:(Between 80% to 90% targets)**

ARUNACHAL PRADESH, JAMMU AND KASHMIR, TRIPURA, UTTAR PRADESH

**Poor:(Below 80% of targets)**

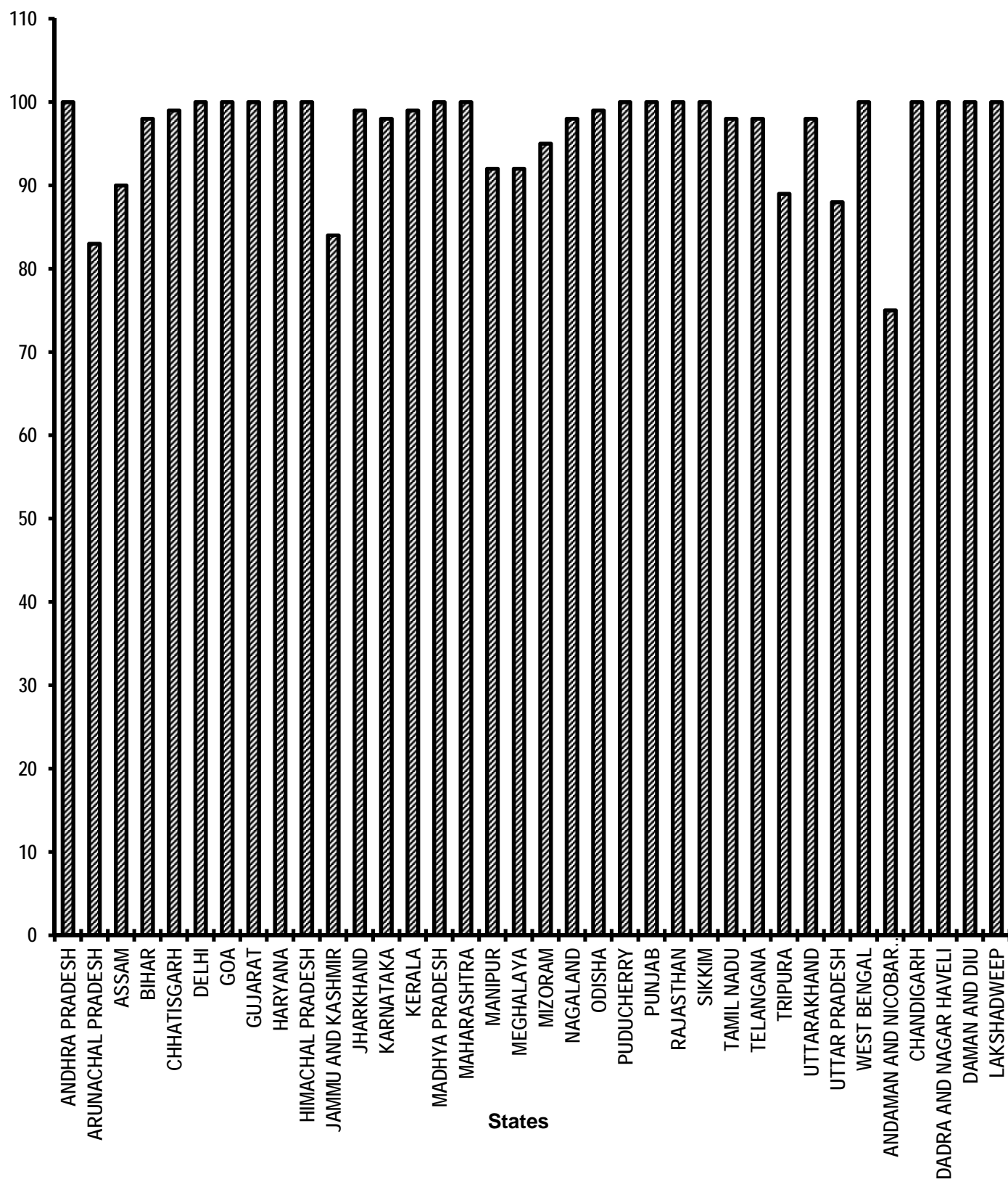
ANDAMAN AND NICOBAR ISLANDS

# Supply of Electricity

## Electricity supplied

### % Achievement of Target

#### During April 2015 - June 2015



## **Twenty Point Programme – 2006**

### **List of Twenty Points**

1. Garibi Hatao [Poverty Eradication]
2. Jan Shakti [Power to People]
3. Kisan Mitra [Support to Farmers]
4. Shramik Kalyan [Labour Welfare]
5. Khadya Suraksha [Food Security]
6. Subke Liye Aawas [Housing for All]
7. Shudh Peya Jal [Clean Drinking Water]
8. Jan Jan Ka Swasthya [Health for All]
9. Sabke Liye Shiksha [Education for All]
10. Anusuchit Jaati, Jan Jaati, Alp-sankhyak evam Anya Pichhra Varg Kalyan [Welfare of Scheduled Castes, Scheduled Tribes, Minorities and OBCs]
11. Mahila Kalyan [Women Welfare]
12. Bal Kalyan [Child Welfare]
13. Yuva Vikas [Youth Development]
14. Basti Sudhar [Improvement of Slums]
15. Paryavaran Sanrakshan evam Van Vridhi [Environment Protection and Afforestation]
16. Samajik Suraksha [Social Security]
17. Grameen Sadak [Rural Roads]
18. Grameen Oorja [Energization of Rural Area]
19. Pichhara Kshetra Vikas [Development of Backward Areas]
20. e- Shasan [IT enabled e-Governance]



**LIST OF ITEMS COVERED UNDER (TPP) - 2006**

Point No.	Item No.	Name of the Points/Items
<b>I.</b>		<b>Garibi Hatao [Poverty Eradication]</b>
		<b>Rural Areas</b>
	1.	Employment generation under the <i>Mahatma Gandhi National Rural Employment Guarantee Act (MGNREGA)</i>
	2.	National Rural Livelihood Mission (NRLM)
	3.	Rural Business Hubs in Partnership with Panchayats
	4.	Self Help Groups
		<b>Urban Areas</b>
	5.	<b>Swaranjayanti Shehari Rojgar Yojana</b>
<b>II.</b>		<b>Jan Shakti (Power to People)</b>
	6.	Local Self Government (Panchayati Raj and Urban Local Bodies) <ul style="list-style-type: none"> <li>- Activity Mapping for devolution of functions</li> <li>- Budget Flow of Funds</li> <li>- Assignment of Functionaries</li> </ul>
	7.	Quick and Inexpensive Justice – Gram Nyayalayas and Nyaya Panchayats.
	8.	District Planning Committees.
<b>III.</b>		<b>Kisan Mitra [Support to Farmers]</b>
	9.	Water shed development
	10.	Marketing and infrastructural support to farmers
	11.	Irrigation facilities (including minor and micro irrigation) for agriculture
	12.	Credit to farmers
	13.	Distribution of waste land to the landless
<b>IV.</b>		<b>Shramik Kalyan [Labour Welfare]</b>
	14.	Social Security for Agricultural and Unorganised Labour
	15.	Minimum Wages Enforcement (including Farm Labour)
	16.	Prevention of Child Labour
	17.	Welfare of Women Labour
<b>V.</b>		<b>Khadya Suraksha [Food Security ]</b>
	18.	<b>Food Security:</b> <ul style="list-style-type: none"> <li>(i) Targeted Public Distribution System (TPDS)/ National Food Security Act (NFSA)</li> <li>(ii) Antyodaya Anna Yojana,</li> <li>(iii) Establishing Grain banks in chronically food scarcity areas</li> </ul>
<b>VI.</b>		<b>Subke Liye Aawas [Housing for All]</b>
	19	Rural Housing - Indira Awaas Yojana
	20.	EWS/LIG Houses in Urban Areas

Contd.....

Point No.	Item No.	Name of the Points/Items
<b>VII.</b>		<b>Shudh Peya Jal [Clean Drinking Water]</b>
	<b>21.</b>	Rural Areas. - National Rural Drinking Water Programme-( <i>NRDWP</i> )
	<b>22.</b>	Urban Areas: - Accelerated Urban Water Supply Programme
<b>VIII.</b>		<b>Jan Jan Ka Swasthya [Health for All]</b>
	<b>23.</b>	Control and prevention of major diseases: (a) HIV/AIDS (b) TB (c) Malaria (d) Leprosy (e) Blindness
	<b>24.</b>	National Rural Health Mission
	<b>25.</b>	Immunisation of Children
	<b>26.</b>	Sanitation Programme in - Rural Areas - Urban areas
	<b>27.</b>	Institutional Delivery
	<b>28.</b>	Prevention of Female Foeticide
	<b>29.</b>	Supplementary nutrition for Mothers and Children
	<b>30.</b>	Two Child norms
<b>IX.</b>		<b>Sabke Liye Shiksha [Education for All]</b>
	<b>31.</b>	Sarv Shiksha Abhiyan - Compulsory Elementary Education
	<b>32.</b>	Mid Day Meal Scheme
<b>X.</b>		<b>Anusuchit Jaati, Jan Jaati, Alp-sankhyak evam Anya Pichhra Varg Kalyan [Welfare of Scheduled Castes, Scheduled Tribes, Minorities and OBCs]</b>
	<b>33.</b>	SC Families assisted (a) SC families assisted under SCA to SCSP & NSFDC (b) SC students assisted under post matric scholarship
	<b>34.</b>	Rehabilitation of Scavengers
	<b>35.</b>	ST Families assisted
	<b>36.</b>	Rights of Forest dwellers – Owners of minor forest produce
	<b>37.</b>	Particularly Vulnerable Tribal Groups (PTGs)
	<b>38.</b>	No alienation of Tribal lands
	<b>39.</b>	Implementation of Panchayats (Extension to Scheduled Areas) Act [PESA]
	<b>40.</b>	Welfare of minorities
	<b>41.</b>	Professional education among all minority communities
	<b>42.</b>	Reservation of OBCs in - Education - Employment
<b>XI.</b>		<b>Mahila Kalyan [Women Welfare]</b>
	<b>43.</b>	Financial Assistance for Women Welfare
	<b>44.</b>	Improved participation of women in (a) Panchayats (b) Municipalities (c) State Legislatures (d) Parliament

Contd.....

Point No.	Item No.	Name of the Points/Items
<b>XII.</b>		<b>(Child Welfare)</b>
	<b>45.</b>	Universalisation of ICDS Scheme
	<b>46.</b>	Functional Anganwadis
<b>XIII.</b>		<b>[Youth Development]</b>
	<b>47.</b>	Sports for all in Rural and Urban areas
	<b>48.</b>	Rashtriya Sadbhavana Yojana
	<b>49.</b>	National Service Scheme (NSS)
<b>XIV.</b>		<b>Basti Sudhar [Improvement of Slums]</b>
	<b>50.</b>	Number of Urban poor families assisted under seven point charter viz. land tenure, housing at affordable cost, water, sanitation, health, education, and social security.
<b>XV.</b>		<b>Paryavaran Sanrakshan evam Van Vridhi [Environment Protection and Afforestation]</b>
	<b>51.</b>	Afforestation (a) Area Covered under Plantation on - Public and Forest Lands <b><u>(b) Number of Seedlings planted on -Public and Forest Lands</u></b>
	<b>52.</b>	Prevention of pollution of Rivers and water bodies
	<b>53.</b>	Solid and liquid waste management in - Rural Areas - Urban Areas
<b>XVI.</b>		<b>Samajik Suraksha [Social Security]</b>
	<b>54.</b>	Rehabilitation of handicapped and orphans.
	<b>55.</b>	Welfare of the aged
<b>XVII.</b>		<b>Grameen Sadak [Rural Roads]</b>
	<b>56.</b>	Rural Roads - PMGSY
<b>XVIII.</b>		<b>Grameen Oorja [Energization of Rural Area]</b>
	<b>57.</b>	Bio-diesel Production
	<b>58.</b>	Deendayal Upadhyaya Gram Jyoti Yojana
	<b>59.</b>	Renewable Energy
	<b>60.</b>	Energising Pump sets
	<b>61.</b>	Supply of Electricity
	<b>62.</b>	Supply of Kerosene and LPG
<b>XIX.</b>		<b>Pichhara Kshetra Vikas [Development of Backward Areas]</b>
	<b>63.</b>	Backward Regions Grants Fund (BRGF)
<b>XX.</b>		<b>e- Shasan [IT enabled e-Governance]</b>
	<b>64.</b>	Central and State Governments
	<b>65.</b>	Panchayats and Municipalities

## **Twenty Point Programme – 2006**

### **Quarterly Monitored Items**

1. Employment Generation under *Mahatma Gandhi National Rural Employment Guarantee Scheme (MGNREGA)*
2. **National Rural Livelihood Mission (NRLM)**
  - (i) Number of SHGs promoted (new and revived) during the financial year
  - (ii) Number of SHGs provided Revolving Fund (RF) during the financial year
  - (iii) Number of SHGs provided Community Investment Fund (CIF) during the financial year
3. Distribution of Waste land to landless
4. Minimum Wages Enforcement (including Farm Labour)
5. ***Food Security:***
  - (i) Targeted Public Distribution System (TPDS) for AAY, APL & BPL
  - (ii) TPDS for Antyodaya Anna Yojana (AAY) only
  - (iii) TPDS for Below Poverty Line (BPL) only
  - (iv) National Food Security Act (NFSA) for Normal
  - (v) National Food Security Act (NFSA) for Tide over
6. Rural Housing for Indira Awaas Yojana (IAY)
7. EWS/LIG Houses in Urban Areas
8. ***Rural Areas-*** National Rural Drinking Water Programme- (NRDWP)
  - (i) Coverage of Habitations (Partially Covered & Slipped back)- (NRDWP)
  - (ii) Coverage of water quality affected habitations – (NRDWP)
9. Sanitation Programme in Rural Areas
10. Institutional Delivery

11. **SC Families assisted**
  - (i) SC Families assisted under SCA to SCSP and NSFDC
  - (ii) SC Students assisted under post-matric scholarship scheme.
12. Universalisation of ICDS Scheme
13. Functional Anganwadis
14. Number of Urban Poor Families assisted under Seven Point Charter viz. land tenure, housing at affordable cost, water, sanitation, health, education, and social security.
15. ***Afforestation:***
  - (a) Area covered under Plantation on - Public and Forest Lands
  - (b) Number of Seedlings planted on -Public and Forest Lands
16. Rural Roads constructed under Prime Minister Grameen Sadak Yojana (PMGSY)
17. Village electrified under Deendayal Upadhyaya Gram Jyoti Yojana (DDUGJY)
18. Energising Pump sets
19. Supply of Electricity

**STATUS OF RECEIPT OF TARGETS FOR QUARTERLY MONITORED ITEMS UNDER  
TPP-2006**

Item No.	Name of the item	Parameter	Parameters/ indicators	Whether State-wise targets fixed by the concerned Administrative Ministries	Whether targets have been received	Nodal Ministry
1	Employment Generation under Mahatma Gandhi National Rural Employment Guarantee Scheme	-	(i) No. of job card issued (ii) Employment generated (iii) Wages given	Non-targetable indicator *	-	Ministry of Rural Development
2	<b>National Rural Livelihood Mission (NRLM)</b>	1  2  3	(i) Number of SHGs promoted (new and revived) during the financial year (ii) Number of SHGs provided Revolving Fund (RF) during the financial year (iii) Number of SHGs provided Community Investment Fund (CIF) during the financial year	Targets fixed & received from Administrative Ministry Targets fixed & received from Administrative Ministry Targets fixed & received from Administrative Ministry	Yes  Yes  Yes	Ministry of Rural Development
3	Distribution of Waste land to the landless	-	Waste Land distributed (i) Total (ii) SC (iii) ST (iv) Others	Non-targetable indicator *	-	-do-
4	<b>Minimum Wages Enforcement</b> (including Farm Labour)	-	(a) Agriculture and Farm workers (i) Inspections made (ii) Irregularities detected (iii) Irregularities rectified (iv) Claims filed (v) claims settled (vi) Prosecution cases pending (vii) Prosecution cases filed (viii) Prosecution cases decided (b) others	Non-targetable indicator *	-	Ministry of Labour & Employment

Item No.	Name of the item	Parameter	Parameters/ indicators	Whether State-wise targets fixed by the concerned Administrative Ministries	Whether targets have been received	Nodal Ministry
<b>5</b>	<b>Food Security:</b> (i) Targeted Public Distribution System (AAY+APL+BPL) (ii) Antyodaya Anna Yojana (AAY) (iii) Below Poverty Line (BPL) (iv) <b>National Food Security Act (NFSA) (Normal)</b> (v) National Food Security Act (NFSA) (Tide over)	<b>5</b>	Allocation of Food Grains to States/UTs	Targets fixed & received from Administrative Ministry	Yes	Ministry of Consumer Affairs, Food & Public Distribution
		<b>5</b>	Allocation of Food Grains to States/UTs	-do-	Yes	-do-
		<b>6</b>	Allocation of Food Grains to States/UTs	-do-	Yes	-do-
		<b>7</b>	Allocation of Food Grains to States/UTs	-do-	Yes	-do-
		<b>8</b>	Allocation of Food Grains to States/UTs	-do-	Yes	-do-
<b>6</b>	Rural Housing - Indira Awaas Yojana (IAY)	<b>9</b>	Houses constructed	Targets fixed & received from Administrative Ministry.	Yes	Ministry of Rural Development
<b>7</b>	EWS/LIG Houses in Urban Areas	<b>10</b>	Houses constructed	Targets received from Administrative Ministry.	Yes	M/o Housing and Urban Poverty Alleviation
<b>8</b>	<b>Rural Areas</b> - <i>National Rural Drinking Water Programme</i> - <b>(NRDWP)</b>	<b>11</b>	(i) Coverage of Habitations (Partially Covered & Slipped back)- (NRDWP)	Targets fixed & received from Administrative Ministry.	Yes	Ministry of Drinking Water and Sanitation
		<b>12</b>	(ii) Coverage of water quality affected habitations – (NRDWP)	-do-	Yes	-do-
<b>9</b>	Sanitation Programme in Rural Areas	-	Individual Household latrines constructed	Non-targetable indicator *	-	Ministry of Drinking Water and Sanitation
<b>10</b>	Institutional Delivery	-	Delivery in Institutions	Non-targetable indicator *	-	Ministry of Health & Family Welfare
Item No.	Name of the item	Parameter	Parameters/ indicators	Whether State-wise targets fixed by the concerned Administrative Ministries	Whether targets have been received	Nodal Ministry

11	SC Families Assisted	13	(i) SC Families assisted under SCA to SCSP & NSFDC  (ii) SC Students assisted under Post Matric Scholarship	Targets fixed & received from Administrative Ministry.  Non-targetable indicator *	Yes  -	M/o Social Justice and Empowerment
12	Universalisation of ICDS Scheme	14	ICDS Blocks Operational (Cumulative)	Targets fixed & received from Administrative Ministry	Yes	Ministry of Women and Child Development
13	Functional Anganwadis	15	Anganwadis Functional (cumulative)	Targets fixed & received from Administrative Ministry	Yes	Ministry of Women and Child Development
14	Number of Urban poor families assisted under seven point charter viz. land tenure, housing at affordable cost, water, sanitation, health, education, and social security.	16	Poor Families assisted	Non-targetable indicator *	-	M/o Housing and Urban Poverty Alleviation
15	<b>Afforestation:</b> (a) Area Covered under Plantation on - Public and Forest Lands (b) Number of Seedlings planted on -Public and Forest Lands	17	(a) Area Covered under Plantation on - Public and Forest Lands	Targets fixed & received from Administrative Ministry	Yes	Ministry of Environment and Forest
		18	(b)Number of Seedlings	Targets fixed & received from Administrative Ministry	Yes	do
16	Rural Roads – PMGSY	19	Length of Road constructed	Targets received from Administrative Ministry.	Yes	Ministry of Rural Development
17	Village electrified under Deendayal Upadhyaya Gram Jyoti Yojana (DDUGJY)	20	Villages electrified	Targets fixed & received from Administrative Ministry	Yes	Ministry of Power
<b>Item No.</b>	<b>Name of the item</b>	<b>Parameter</b>	<b>Parameters/ indicators</b>	<b>Whether State-wise targets fixed by the concerned Administrative Ministries</b>	<b>Whether targets have been received</b>	<b>Nodal Ministry</b>



<b>18</b>	Energising Pump sets	<b>21</b>	Pumpsets Energised	Administrative Ministry has suggested the States/UTs to fix their own targets.	Except Gujarat, Haryana, Himachal Pradesh and Uttarakhand none of the States have provided the targets so far. Previous year targets have been repeated.	-do-
<b>19</b>	Supply of Electricity	<b>22</b>	Electricity demanded	Targets fixed & received from Administrative Ministry	Yes	-do-

*\* The items where Administrative Ministries have not fixed State-wise targets, are not monitored for performance analysis. These items are normally demand driven and are accordingly monitored for actual achievements only.*

## Twenty Point Programme – 2006

### Items/Parameters identified for appraisal

For the purpose of quarterly appraisal, the performance of States under TPP-2006 is evaluated on the following 22 Parameters, contained in 14 Items and as per State/UT wise targets fixed by the Central Administrative Ministries.

Items	Para- meters	Description of Item
<b>1</b>		National Rural Livelihood Mission (NRLM)
	1	(i) Number of SHGs promoted (new and revived) during the financial year
	2	(ii) Number of SHGs provided Revolving Fund (RF) during the financial year
	3	(iii) Number of SHGs provided Community Investment Fund (CIF) during the financial year
<b>2</b>	-	<i>Food Security:</i>
	4	(i) Targeted Public Distribution System (TPDS) for AAY,APL&BPL,
	5	(ii) TPDS for Antyodaya Anna Yojana (AAY) only
	6	(iii) TPDS for Below Poverty Line (BPL) only
	7	(iv) National Food Security Act (NFSA) (Normal)
	8	(v) National Food Security Act (NFSA) (Tide over)
<b>3</b>	9	Rural Housing under Indira Awaas Yojana (IAY)
<b>4</b>	10	EWS/LIG Houses in Urban Areas
<b>5</b>	-	<b><i>Rural Areas: National Rural Drinking Water Programme - (NRDWP)</i></b>
	11	(i) Coverage of Habitations (Partially Covered & Slipped back)- (NRDWP)
	12	(ii) Coverage of Water Quality Affected Habitations – (NRDWP)
<b>6</b>	-	<b><i>SC Families assisted</i></b>
	13	(i) SC families assisted under SCA to SCSP & NSFDC
<b>7</b>	14	Universalisation of ICDS Scheme
<b>8</b>	15	Functional Anganwadis
<b>9</b>	-	<b><i>Afforestation:</i></b>
	16	(i) Area covered under Plantation on- Public and Forest Lands

	17	(ii) Number of Seedlings planted on- Public and Forest Lands
<b>10</b>	18	Rural Roads constructed under Prime Minister Grameen Sadak Yojana (PMGSY)
<b>11</b>	19	Village electrified under Deendayal Upadhyaya Gram Jyoti Yojana (DDUGJY)
<b>12</b>	20	Energising Pump sets
<b>13</b>	21	Supply of Electricity

**List of items where the concerned schemes are yet to be operationalised**

(i) ***Quick and inexpensive justice–Gram Nyayalayas and Nyaya Panchayats<sup>1</sup>***: Ministry of Panchayati Raj is consulting Central Ministries and States/UT Governments regarding draft bill on Nyaya Panchayats.

(ii) ***Sports for all in Rural and Urban Areas<sup>2</sup>***: The scheme titled “Nagar Palika Yuva Krida Aur Khel Abhiyan” for the development of sports infrastructure in urban areas is yet to be approved.

1. when operationalise it will be monitored under Point No. 2 *Jan Shakti (Power to People)* (Item 6)
2. when operationalise it will be monitored under Point No 13 *Yuva Vikas (Youth Development)* (Item 47)

**ABBREVIATIONS USED**

AAY	Antyodaya Anna Yojana
NRDWP	National Rural Drinking Water Programme
DDRS	Deen Dayal Rehabilitation Scheme
EWS	Economically Weaker Section
IAY	Indira Awaas Yojana
ICDS	Integrated Child Development Scheme
LIG	Low Income Group
MWE	Minimum Wages Enforcement
NC	Not Covered
NREGS	National Rural Employment Guarantee Scheme
PC	Partially Covered
PMGSY	Prime Minister Grameen Sadak Yojana
SC	Scheduled Caste
DDUGJY	Deendayal Upadhyaya Gram Jyoti Yojana
SGRY	Sampoorna Grameen Rojgar Yojana
NRLM	National Rural Livelihood Mission
SHG	Self Help Groups
ST	Scheduled Tribe
TPDS	Targeted Public Distribution system
NFSA	National Food Security Act