

**TWENTY POINT PROGRAMME-2006**  
**PROGRESS REPORT**  
**FOR**  
**APRIL-JULY, 2012**



**GOVERNMENT OF INDIA**  
**MINISTRY OF STATISTICS AND PROGRAMME IMPLEMENTATION**  
**SARDAR PATEL BHAWAN, SANSAD MARG,**  
**NEW DELHI-110 001**

Website: [www.mospi.gov.in](http://www.mospi.gov.in)

# CONTENTS

	<b>Page No.</b>
I. Introduction	i
II. List of Twenty Points	ii
III. List of Monthly Monitored Items	iii
IV. Status of receipt of targets for Monthly Monitored items	iv
V. List of items /parameters identified for appraisal	vii
VI. List of items under TPP-2006 yet to be operationalised	viii

## PART-I Overall Performance Analysis

VII. Progress Report	1
VIII. Highlights of Performance	2
Table - A - All India Performance	6
Table- B - State-wise Performance	7
Table- C - State -wise and Item-wise Performance	12

## PART- II Performance Tables

<b>Table No.</b>	<b>Description of Item</b>	
1	Employment Generation - <i>MGNREG</i> Scheme	22
2(A)	Swaranjayanti Gram Swarojgar Yojana (SGSY)	23
2(B)	SC, ST, Women and Disabled Swarozgaries Assisted under SGSY	25
3(A)	SHGs Formed under SGSY	26
3(B)	SHGs to whom income generating activities provided	27
4(A)	Distribution of Waste Land to the Landless	29
4(B)	Waste Land Distributed to SC, ST and others	30
5(A)	Minimum Wages Enforcement (Including Farm Labour)	31
	(i) Inspections made (ii) Irregularities detected (iii) Irregularities rectified	
5(B)	Minimum Wages Enforcement (Including Farm Labour)	32
	(i) Claims Filed (ii) Claims Settled	
5(c)	Minimum Wages Enforcement (Including Farm Labour)	33
	(i) Prosecution cases pending (ii) Prosecution cases filed (iii) Prosecution cases decided	
6(A)	<i>Food Security</i> : Targeted Public Distribution System (TPDS) for AAY, APL & BPL,	34
6(B)	<i>Food Security</i> : TPDS only for Antyodaya Anna Yojana (AAY)	36
6(C)	<i>Food Security</i> : TPDS only for Below Poverty Line (BPL)	38
7	Rural Housing - Indira Awaas Yojana (IAY)	40

**Contd...**

<b>Table No.</b>	<b>Description of Item</b>	<b>Page No.</b>
8	EWS/LIG Houses in Urban Areas	42
9	<b><i>Rural Areas- National Rural Drinking Water Programme (NRDWP)</i></b>	
9(A)	(i) Coverage of Habitations (Partially Covered & Slipped back)	44
9(B)	(ii) Coverage of Water Quality Affected Habitations	46
10	Sanitation Programme in Rural Areas	48
11	Institutional Delivery	49
12	SC Families Assisted	50
13	Universalization of ICDS Scheme	52
14	Functional Anganwadis	54
15	No. of Urban Poor Families Assisted under Seven Point Charter	56
16(A)	(i) Afforestation- Area Covered under Plantation- (Public and Forest Lands)	58
16(B)	(ii) <i>Afforestation</i> : Seedlings Planted – (Public and Forest Lands)	60
17	Rural Roads Constructed under (PMGSY)	62
18	Village Electrified under Rajiv Gandhi Grameen Vidyutikaran Yojana (RGGVY)	64
19	Energising Pump sets	66
20	Supply of Electricity	68
<b>Annexures</b>		
○	List of 65 items to be monitored under TPP-2006	Annexure – I 70-72
○	Abbreviations used	Annexure - II 73

# Twenty Point Programme – 2006

## An Introduction

The Twenty Point Programme (TPP) was launched by the Government of India in the year 1975 and restructured in 1982, 1986 and again in 2006. The restructured programme, known as Twenty Point Programme (TPP) – 2006, became operational with effect from 1<sup>st</sup> April, 2007. The Programme is meant to give a thrust to schemes relating to poverty alleviation, employment generation in rural areas, housing, education, family welfare & health, protection of environment and many other schemes having a bearing on the quality of life, especially in the rural areas.

2. The programmes and schemes under the TPP-2006 are in harmony with the priorities contained in the Millennium Development Goals (MDGs) of the United Nations and SAARC Social Charter. The original nomenclature, namely the Twenty Point Programme, which has been in existence for more than three decades and carries the stamp of familiarity among the people and administrative agencies, has been retained.

3. Twenty Point Programme (TPP) – 2006 originally consisted of 20 Points (**Appendix-1**) and 66 items being monitored individually by Central Nodal Ministries concerned. Up to 2007-08, out of 66 items, 22 items were monitored on monthly basis. From 1<sup>st</sup> April, 2008 *Sampoorna Grameen Rojgar Yojana* (SGRY) has been merged with another item namely “*National Rural Employment Guarantee Act*” which has now been renamed as *Mahatma Gandhi National Rural Employment Guarantee Act* from 31<sup>st</sup> December, 2009 therefore, SGRY has been dropped from the list of 66 items and only 65 items are now monitored under TPP-2006 since 2008-09. The list of 65 items is enclosed at **Annexure-I**.

4. Out of 65 items, 20 items (information in respect of 16 items is being collected from various States/ UTs and for remaining 4 items from the concerned Central Nodal Ministries) are being monitored on monthly basis during the period 2012-13 against the targets fixed at the beginning of financial year by the central nodal Ministries and State Governments (**Appendix-2&3**). The remaining items under TPP-2006 are being monitored on annual basis as the information in respect of these items will be made available by the concerned Central Nodal Ministries only on annual basis. These 65 items consist of about 160 identified parameters, however for the purpose of monthly performance, 19 identified parameters have been taken (**Appendix-4**).

5. Some of the schemes/programmes are yet to be operationalised by the Central Nodal Ministries concerned. These items will be monitored only after the schemes concerning them come into existence and their frequency of monitoring will be decided later. The details of such items are available at **Appendix-5**.

6. The monitoring mechanism for TPP-2006 has been widened by including block level monitoring in addition to District, State and Central level monitoring. Most of the States/Union Territories have constituted the block, district and state level monitoring committees. At the Centre, the progress of individual items is monitored and reviewed by the Departments/Ministries concerned. The Ministry of Statistics & Programme Implementation (MOSPI) monitors the Programme/ schemes covered under TPP-2006 on the basis of performance report received from State Governments/UT Administrations and central nodal Ministries.

## **Twenty Point Programme – 2006**

### **List of Twenty Points**

1. Garibi Hatao [Poverty Eradication]
2. Jan Shakti [Power to People]
3. Kisan Mitra [Support to Farmers]
4. Shramik Kalyan [Labour Welfare]
5. Khadya Suraksha [Food Security ]
6. Subke Liye Aawas [Housing for All]
7. Shudh Peya Jal [Clean Drinking Water]
8. Jan Jan Ka Swasthya [Health for All]
9. Sabke Liye Shiksha [Education for All]
10. Anusuchit Jaati, Jan Jaati, Alp-sankhyak evam Anya Pichhra Varg Kalyan [Welfare of Scheduled Castes, Scheduled Tribes, Minorities and OBCs]
11. Mahila Kalyan [Women Welfare]
12. Bal Kalyan [Child Welfare]
13. Yuva Vikas [Youth Development]
14. Basti Sudhar [Improvement of Slums]
15. Paryavaran Sanrakshan evam Van Vridhi [Environment Protection and Afforestation]
16. Samajik Suraksha [Social Security]
17. Grameen Sadak [Rural Roads]
18. Grameen Oorja [Energization of Rural Area]
19. Pichhara Kshetra Vikas [Development of Backward Areas]
20. e- Shasan [IT enabled e-Governance]

## **Twenty Point Programme – 2006**

### **Monthly Monitored Items**

1. Employment Generation under the *Mahatma Gandhi National Rural Employment Guarantee Scheme (MGNREGA)*
2. Swaranjayanti Gram Swarojgar Yojana (SGSY)
3. ***Self help Groups:***
  - (i) Self help Groups formed under SGSY
  - (ii) SHGs to whom income generating activities provided under SGSY
4. Distribution of Waste land to landless
5. Minimum Wages Enforcement (Including Farm Labour)
6. ***Food Security:***
  - (i) Targeted Public Distribution System (TPDS) for AAY, APL& BPL,
  - (ii) *TPDS* only for Antyodaya Anna Yojana (AAY)
  - (iii) *TPDS* only for Below Poverty Line (BPL)
7. Rural Housing for Indira Awaas Yojana (IAY)
8. EWS/LIG Houses in Urban Areas
9. ***Rural Areas-*** National Rural Drinking Water Programme- (NRDWP)
  - (i) Coverage of Habitations (Partially Covered & Slipped back)- (*NRDWP*)
  - (ii) Coverage of Water Quality Affected Habitations – (*NRDWP*)
10. Sanitation Programme in Rural Areas
11. Institutional Delivery
12. SC Families Assisted
13. Universalisation of ICDS Scheme
14. Functional Anganwadis
15. Number of Urban poor families assisted under seven point charter viz. land tenure, housing at affordable cost, water, sanitation, health, education, and social security.
16. ***Afforestation:***
  - (a) Area Covered under Plantation on - Public and Forest Lands
  - (b) Number of Seedlings planted on -Public and Forest Lands
17. Rural Roads constructed under Prime Minister Grameen Sadak Yojana (PMGSY)
18. Village Electrified under Rajiv Gandhi Grameen Vidyutikaran Yojana (RGGVY)
19. Energising Pump sets and
20. Supply of Electricity

**STATUS OF RECEIPT OF TARGETS FOR MONTHLY MONITORED ITEMS UNDER TPP-2006**

Item No.	Name of the item	Parameter	Parameters/ indicators	Whether State-wise targets fixed by the concerned Administrative Ministries	Whether targets have been received	Nodal Ministry
1	Employment Generation under the <i>Mahatma Gandhi National Rural Employment Guarantee Scheme</i>	-	(i) No. of job card issued  (ii) Employment generated  (iii) Wages given	Targets not fixed * by Administrative Ministry	-	Ministry of Rural Development
2	Swaranjayanti Gram Swarajgar Yojana (SGSY)	1	<i>Individual Swarozgaries Assisted</i> (i) Total (ii) SC (iii) ST (iv) Women (v) Disabled person	Targets fixed & received from Administrative Ministry	Yes	-do-
3	Self help Groups	2	SHGs under SGSY - SHGs formed  - SHGs to whom income generating activities provided	Targets not fixed * by Administrative Ministry  Targets fixed & received from Administrative Ministry	-  Yes	-do-  -do-
4	Distribution of waste land to the landless	-	Waste Land Distributed (i) Total (ii) SC (iii)ST (iv) Others	Targets not fixed * by Administrative Ministry	-	-do-
5	<b>Minimum Wages Enforcement</b> (including Farm Labour)	-	(a) <i>Agriculture and Farm workers</i> (i) Inspections made (ii) Irregularities detected (iii) Irregularities rectified (iv) Claims filed (v) claims settled (vi) Prosecution cases pending (vii) Prosecution cases filed (viii) Prosecution cases decided (b) <i>others</i>	Targets not fixed * by Administrative Ministry	-	Ministry of Labour & Employment

<b>Ite m No.</b>	<b>Name of the item</b>	<b>Parameter</b>	<b>Parameters/ indicators</b>	<b>Whether State-wise targets fixed by the concerned Administrative Ministries</b>	<b>Whether targets have been received</b>	<b>Nodal Ministry</b>
<b>6</b>	<b>Food Security:</b> (i) Targeted Public Distribution System (AAY+APL+BPL) (ii) Antyodaya Anna Yojana (AAY) (iii) Below Poverty Line (BPL)	<b>3</b> <b>4</b> <b>5</b>	Allocation of Food Grains to States/UTs  Allocation of Food Grains to States/UTs  Allocation of Food Grains to States/UTs	Targets fixed & received from Administrative Ministry  -do-  -do-	Yes  Yes  Yes	Ministry of Consumer Affairs, Food & Public Distribution -do- -do-
<b>7</b>	Rural Housing - Indira Awaas Yojana (IAY)	<b>6</b>	Houses Constructed	Targets fixed & received from Administrative Ministry	Yes	Ministry of Rural Development
<b>8</b>	EWS/LIG Houses in Urban Areas	<b>7</b>	Houses Constructed	Targets fixed & received from Administrative Ministry	Yes	M/o Housing and Urban Poverty Alleviation
<b>9</b>	<b>Rural Areas</b> - <i>National Rural Drinking Water Programme</i> -( <i>NRDWP</i> )	<b>8</b>  <b>9</b>	(i) Coverage of Habitations (Partially Covered & Slipped back)- (NRDWP)  (ii) Coverage of water quality affected habitations – (NRDWP)	Targets fixed & received from Administrative Ministry  Targets fixed & received from Administrative Ministry	Yes  Yes	Ministry of Drinking Water and Sanitation  -do-
<b>10.</b>	Sanitation Programme in Rural Areas	-	Individual Household latrines constructed	Targets not fixed * by Administrative Ministry	-	Ministry of Drinking Water and Sanitation
<b>11.</b>	Institutional Delivery	-	Delivery in Institutions	Targets not fixed * by Administrative Ministry	-	Ministry of Health & Family Welfare
<b>12.</b>	SC Families Assisted	<b>10</b>	SC Families Assisted	Targets fixed & received from Administrative Ministry	Yes	M/o Social Justice and Empowerment
<b>13.</b>	Universalisation of ICDS Scheme	<b>11</b>	ICDS Blocks Operational (Cumulative)	Targets fixed & received from Administrative Ministry	Yes	Ministry of Women and Child Development

*Reminders were sent to the Administrative Ministry to provide targets for 2012-13.*



Item No.	Name of the item	Parameter	Parameters/ indicators	Whether State-wise targets fixed by the concerned Administrative Ministries	Whether targets have been received	Nodal Ministry
14.	Functional Anganwadis	12	Anganwadis Functional (cumulative)	Targets fixed & received from Administrative Ministry	Yes	Ministry of Women and Child Development
15.	Number of Urban poor families assisted under seven point charter viz. land tenure, housing at affordable cost, water, sanitation, health, education, and social security.	13	Poor Families Assisted	Targets fixed & received from Administrative Ministry	Yes	M/o Housing and Urban Poverty Alleviation
16	<b>Afforestation:</b> (a) Area Covered under Plantation on - Public and Forest Lands (b) Number of Seedlings planted on -Public and Forest Lands	14	(a) Area Covered under Plantation on - Public and Forest Lands	Targets fixed & received from Administrative Ministry	Yes	Ministry of Environment and Forest
		15	(b)Number of Seedlings	Targets fixed & received from Administrative Ministry	Yes	do
17.	Rural Roads – PMGSY	16	Length of Road Constructed	Targets fixed & received from Administrative Ministry	Yes	Ministry of Rural Development
18.	Rajiv Gandhi Grameen Vidyutikaran Yojana (RGGVY)	17	Villages electrified	Targets fixed & received from Administrative Ministry	Yes	Ministry of Power
19.	Energising Pump sets	18	Pumpsets Energised	Targets fixed & received from Administrative Ministry	Yes Targets of 06 States have been received so far	-do-
20	Supply of Electricity	19	Electricity demanded	Targets fixed & received from Administrative Ministry	Yes	-do-

*\* The items where Administrative Ministries has not fixed State-wise targets are not monitored for performance analysis. These items are normally demand driven based and are accordingly monitored for actual achievements only.*

## Twenty Point Programme – 2006

### Items/Parameters identified for appraisal

For the purpose of monthly appraisal, the performance of States under TPP-2006 is evaluated on the following 19 Parameters, contained in 15 Items and as per State/UT wise targets fixed by the Central Administrative Ministries.

Items	Para- meters	Description of Item
1	1	Total No. of Individual Swarozgaries Assisted under SGSY
2	2	SHGs to whom income generating activities provided under SGSY
3	-	<b>Food Security:</b>
	3	(i) Targeted Public Distribution System (TPDS) for AAY,APL&BPL,
	4	(ii) TPDS only for Antyodaya Anna Yojana (AAY)
	5	(iii) TPDS only for Below Poverty Line (BPL)
4	6	Rural Housing under Indira Awaas Yojana (IAY)
5	7	EWS/LIG Houses in Urban Areas
6	-	<b>Rural Areas: National Rural Drinking Water Programme -(NRDWP)</b>
	8	(i) Coverage of Habitations (Partially Covered & Slipped back)- (NRDWP)
	9	(ii) Coverage of Water Quality Affected Habitations – (NRDWP)
7	10	SC Family Assisted
8	11	Universalisation of ICDS Scheme
9	12	Functional Anganwadis
10.	13	Number of Urban poor families assisted under seven point charter viz. land tenure, housing at affordable cost, water, sanitation, health, education, and social security.
11	-	<b>Afforestation:</b>
	14	(i) Area Covered under Plantation on- Public and Forest Lands
	15	(ii) Number of Seedlings planted on- Public and Forest Lands
12	16	Rural Roads constructed under Prime Minister Grameen Sadak Yojana (PMGSY)
13	17	Village electrified under Rajiv Gandhi Grameen Vidyutikaran Yojana (RGGVY)
14	18	Energising Pump sets and
15	19	Supply of Electricity

**List of items where the concerned schemes are yet to be operationalised**

(i) ***Quick and inexpensive justice–Gram Nyayalayas and Nyaya Panchayats***<sup>1</sup>: Ministry of Panchayati Raj is consulting Central Ministries and States/UT Governments regarding draft bill on Nyaya Panchayats.

(ii) ***Sports for all in Rural and Urban Areas***<sup>2</sup>: The scheme titled “Nagar Palika Yuva Krida Aur Khel Abhiyan” for the development of sports infrastructure in urban areas is yet to be approved.

1. when operationalise will be monitored under Point No. 2 *Jan Shakti (Power to People)* (Item 6)
2. when operationalise will be monitored under Point No 13 *Yuva Vikas (Youth Development)* (Item 47)

# **PART - I**

**TWENTY POINT PROGRAMME - 2006**

**OVERALL PERFORMANCE ANALYSIS**

# Twenty Point Programme-2006

## Progress Report\* – (April-July, 2012)

This monthly progress report of Twenty Point Programme-2006 consists of two parts: **Part-I** contains an analysis of the overall performance, whereas **Part-II** deals with item-wise performance.

2. The report is compiled on the basis of data received from the Central Nodal Ministries and State Governments/UT Administrations. The data is received either through web enabled software developed by National Informatics Centre (NIC) Cell in this Ministry or through Fax/e-mail/post. The processing of data has been done in association with NIC Cell.
  
3. The analysis for the period **April-July, 2012** shows that the performance under **thirteen items** has been **‘Very Good’** (90% or above the targets). These items are:
  - (i) Individual Swarozgaries Assisted under SGSY
  - (ii) Urban Poor Families Assisted under Seven Point Charter
  - (iii) Road Constructed under Prime Minister Grameen Sadak Yojana (PMGSY)
  - (iv) Pumpsets Energised
  - (v) Houses Constructed under Indira Aawas Yojana
  - (vi) Food Security: Targeted Public Distribution System only for BPL
  - (vii) Food Security: Targeted Public Distribution System only for AAY
  - (viii) Seedlings Planted (Public and Forest Lands)
  - (ix) SC Families Assisted
  - (x) ICDS Blocks Operational (Cum.)
  - (xi) Anganwadis Functional (Cum.)
  - (xii) Food Security: Targeted Public Distribution System for (APL+ BPL+AAY) and
  - (xiii) Supply of Electricity
  
4. There is no item in the category of **‘Good’** (80% to 90% of target).
  
5. The performance of **six items** has been **‘Poor’** (below 80% of target). These items are:
  - (i) Villages Electrified under Rajiv Gandhi Grameen Vidyutikaran Yojana
  - (ii) Habitations Covered (partially & Slipped Back) - NRDWP
  - (iii) Area Covered under Plantation (Public & Forest Lands)
  - (iv) Houses constructed under EWS/LIG
  - (v) SHGs Provided Income Generating Activities under SGSY
  - (vi) Coverage of water quality affected habitations – NRDWP
  
6. Some of items under TPP-2006 namely “*Mahatma Gandhi National Rural Employment Guarantee Scheme (MGNREGS), Self help Groups formed under SGSY, Sanitation Programme in Rural Area and Institutional Delivery*” are demand driven and no targets are assigned by concerned nodal Ministries where as for items like “*Distribution of Wasteland to the landless*” & *Minimum Wages Enforcement (including Farm Labour)*, concerned administrative Ministries are not in position to provide State/UT-wise targets as such all these items are being monitored on monthly basis without any targets and accordingly not considered for the purpose of appraisal. *The nomenclature of Accelerated Rural Water Supply Programme-ARWSP has been changed to National Rural Drinking Water Programme--(NRDWP) covering two parameters viz. (i) Coverage of Habitations (Partially Covered & Slipped back and (ii) Coverage of water quality affected habitations--(NRDWP).* The items where quarterly/ annual targets have been provided by the Ministries concerned, monthly targets have been worked out on prorata basis.

\* Based on monthly monitored 19 Parameters.

## HIGHLIGHTS OF PERFORMANCE

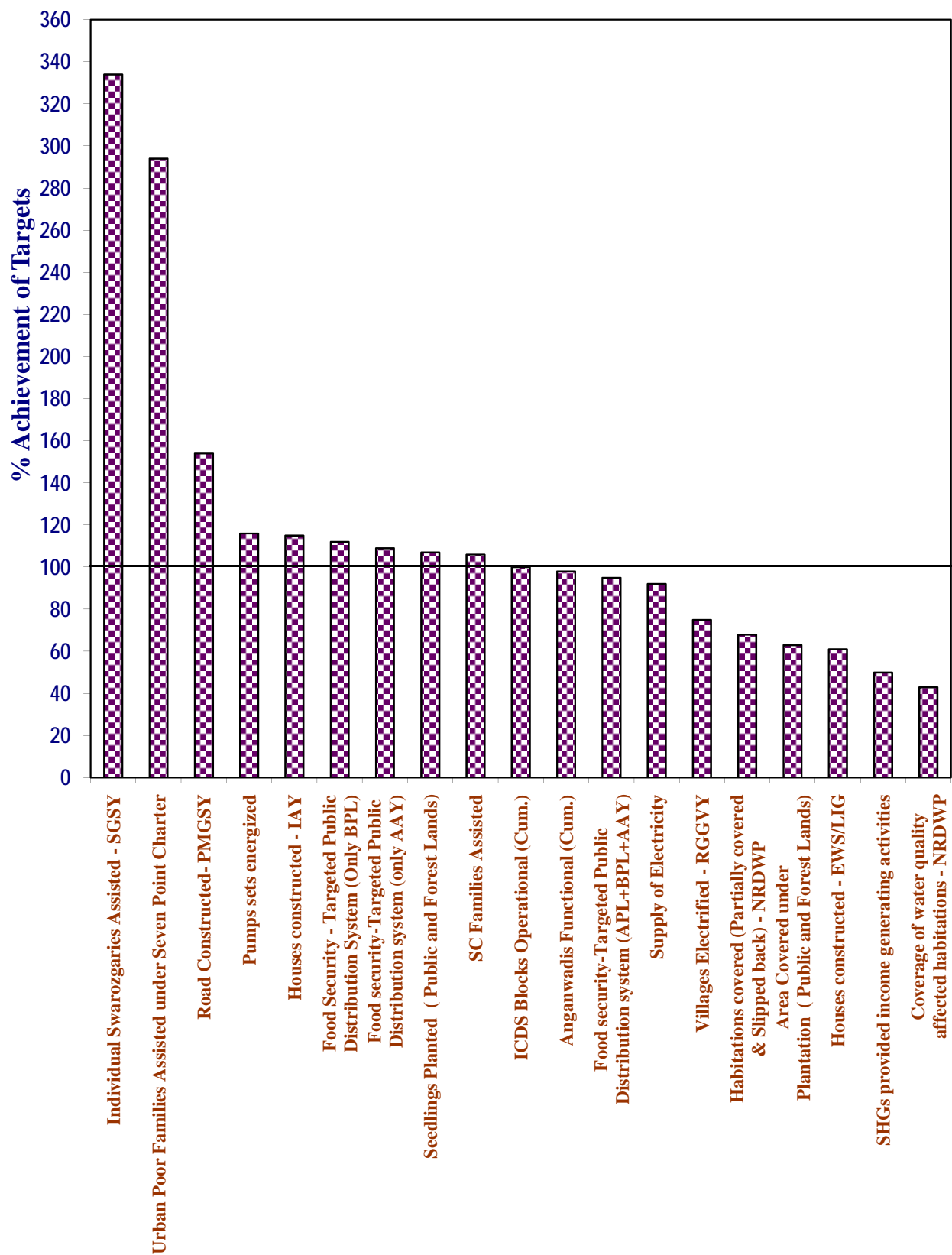
Sl. No.	Item	Achievement for April-July 2012
<b>1- Employment Generated under MGNREGS.</b>		
	(i) No. of Job cards issued	23.82 lakh *
	(ii) Employment generated	143.97 crore mandays
	(iii) Wages given	Rs.7403.49 crore
<b>2- Swaranjayanti Gram Swarozgar Yojana (SGSY)</b>		
	No. of Individual Swarozgaries Assisted	71,016
<b>3- Self help Groups</b>		
	(i) No. of SHGs formed	54,700
	(ii) No. of SHGs to whom income generating activities provided under SGSY	19,576
<b>4- Distribution of waste land to the landless</b>		
	Land Distributed	29,277 hectare
<b>5- Minimum Wages Enforcement (Including Farm Labour)</b>		
	(i) No. of Inspections made	6,696
	(ii) No. of Irregularities detected	1,335
	(iii) No. of Irregularities rectified	1,363
	(iv) No. of Claims filed	324
	(v) No. of Claims settled	489
	(vi) No. of Prosecution cases Pending	423
	(vii) No. of Prosecution cases filed	0
	(viii) No. of Prosecution cases decided	1
<b>6- Food Security: (i) TPDS (ii) AAY (iii) BPL</b>		
	(i) <b>Food Security:</b> Targeted Public Distribution System (TPDS)	161.35 lakh tonnes
	(ii) <b>Food Security:</b> Antyodaya Anna Yojana (AAY)	36.99 lakh tonnes
	(iii) <b>Food Security:</b> Below Poverty Line (BPL)	65.09 lakh tonnes
<b>7- Rural Housing-Indira Awaas Yojana</b>		
	No. of Houses constructed	5,75,689
<b>8- EWS/LIG Houses in Urban Areas</b>		
	No. of Houses constructed	40,982

Contd.....

<b>Sl. No.</b>	<b>Item</b>	<b>Achievement for April- July 2012</b>
<b>9-</b>	<b>Rural Areas. - National Rural Drinking Water Programme-(NRDWP)</b>	
	(i) Coverage of Habitations (Partially covered & Slipped back)- (NRDWP)	13,118
	(ii) Coverage of Water Quality Affected Habitations – (NRDWP)	1,896
<b>10-</b>	<b>Sanitation Programme in Rural Areas</b>	
	No. of Individual household latrines constructed	15.24 lakh
<b>11-</b>	<b>Institutional Delivery</b>	
	No. of Deliveries in Institutions	46.07 lakh
<b>12-</b>	<b>SC Families Assisted</b>	
	No. of SC Families Assisted	23.36 lakh
<b>13-</b>	<b>Universalisation of ICDS Schemes</b>	
	No. of ICDS Blocks Operational (Cum.)	7,048
<b>14-</b>	<b>Functional Anganwadis</b>	
	No. of Anganwadis Functional (Cum.)	13.11 lakh
<b>15-</b>	<b>Number of Urban poor families assisted under seven point charter viz. land tenure, housing at affordable cost, water, sanitation, health, education, and social security.</b>	
	No. of Poor Families Assisted	2.94 lakh
<b>16-</b>	<b>Afforestation:</b>	
	(i) Area Covered under Plantation (Public and Forest Lands)	3,27,003 hectares
	(ii) No. of Seedlings Planted (Public and Forest Lands)	36.29 crore
<b>17-</b>	<b>Rural Road- Prime Minister Grameen Sadak Yojana (PMGSY)</b>	
	Length of Road Constructed	9,202 Kms
<b>18-</b>	<b>Rajiv Gandhi Grameen Vidyutikaran Yojana (RGGVY)</b>	
	No. of Villages Electrified	2,257
<b>19-</b>	<b>Energized Pumps sets</b>	
	No. of Pumps sets energized	1,30,338
<b>20-</b>	<b>Supply of Electricity</b>	
	Electricity supplied	3,02,445 Million Units(MU)

**Note:-** \* Some of States are reporting cumulative performance since inception. These are now reconciled with the performance figures supplied by M/o Rural Development to set performance targets during April-July 2012.

# ALL INDIA PERFORMANCE OF TARGET ORIENTED PARAMETERS DURING APRIL - JULY, 2012





# ACHIEVEMENT HIGHLIGHTS

## PERFORMANCE OF TARGET ORIENTED PARAMETERS DURING APRIL TO JULY, 2012

The cumulative performance during April to July 2012 has been "Very Good" for 13 items/parameters, "Good" for 0 items/ parameters, and "Poor" for 6 items /parameters.

### A. "Very Good" Performance (90% or above of targets)

<u>No.</u>	<u>Items</u>	<u>% Achievement</u>
1	Individual Swarozgaries Assisted - SGSY	334
2	Urban Poor Families Assisted under Seven Point Charter	294
3	Road Constructed- PMGSY	154
4	Pumps sets energized	116
5	Houses constructed - IAY	115
6	Food Security - Targeted Public Distribution System (Only BPL)	112
7	Food security-Targeted Public Distribution system (only AAY)	109
8	Seedlings Planted ( Public and Forest Lands)	107
9	SC Families Assisted	106
10	ICDS Blocks Operational (Cum.)	100
11	Anganwadis Functional (Cum.)	98
12	Food security-Targeted Public Distribution system (APL+BPL+AAY)	95
13	Supply of Electricity	92

### B. "Good" Performance (80% to 90%)

There is no item in this category for the period being reported.

### C. Areas of concern-where the performance is below 80%

14	Villages Electrified - RGGVY	75
15	Habitations covered (Partially covered & Slipped back) - NRDWP	68
16	Area Covered under Plantation ( Public and Forest Lands)	63
17	Houses constructed - EWS/LIG	61
18	SHGs provided income generating activities	50
19	Coverage of water quality affected habitations - NRDWP	43

**Table - A****Targets for 2012-2013 & April to July, 2012 and achievements during the period April to July, 2012****ALL INDIA PERFORMANCE**

Sl. No.	Item Description	Units	Targets		Achievements	% Achievements of Targets during April -July,2012
			2012-2013	April - July,2012	April - July,2012	
1	Individual Swarozgaris Assisted - SGSY	Number	98,101	21,250	71,016	334
2	SHGs provided income generating activities	Number	1,78,937	38,766	19,576	50
3	Food Security:Targeted Public Distribution System(TPDS)	Tonnes	–	1,70,71,056	1,61,35,186	95
4	Food Security:Antodaya Anna Yojana(AAY)	Tonnes	–	34,05,532	36,99,560	109
5	Food Security:Targeted Public Distribution System (Only BPL)	Tonnes	–	58,20,468	65,09,462	112
6	Houses constructed - IAY	Number	30,09,700	5,01,610	5,75,689	115
7	Houses constructed - EWS/LIG	Number	2,00,000	66,647	40,982	61
8	Habitations covered (Partially covered & Slipped back) - NRDWP	Number	1,15,139	19,181	13,118	68
9	Coverage of water quality affected habitations - NRDWP	Number	26,521	4,412	1,896	43
10	SC Families Assisted	Number	65,97,231	21,99,043	23,39,459	106
11	ICDS Blocks Operational (Cum.)	Number	7,018	7,014	7,048	100
12	Anganwadis Functional (Cum.)	Number	13,44,498	13,44,498	13,11,643	98
13	Urban Poor Families Assisted under Seven Point Charter	Number	3,00,000	99,982	2,94,336	294
14	Area Covered under Plantation ( Public and Forest Lands)	Hectares	15,62,470	5,20,806	3,27,003	63
15	Seedlings Planted ( Public and Forest Lands)	Number	1,01,56,11,000	33,85,36,982	36,29,60,657	107
16	Road Constructed- PMGSY	Kilometer	30,000	5,994	9,202	154
17	Villages Electrified - RGGVY	Number	14,432	3,003	2,257	75
18	Pumps sets energized	Number	3,36,948	1,12,308	1,30,338	116
19	Electricity supplied	Million Units	–	3,29,959	3,02,445	92

**Table - B**

STATE-WISE PERFORMANCE DURING April to July, 2012 (PERCENT ACHIEVEMENT)

S.No. No.	Description	ALL INDIA	AP	ARP	AS	BI	CHHA.	DELHI	GOA
1	Individual Swarozgaries Assisted - SGSY	334	0	0	58	0	36	NA	135
2	SHGs provided income generating activities	50	61	0	20	0	24	NA	55
3	Food security-Targeted Public Distribution system (APL+BPL+AAAY)	95	91	106	93	82	95	96	113
4	Food security-Targeted Public Distribution system (only AAY)	109	112	99	99	111	100	72	125
5	Food Security - Targeted Public Distribution System (Only BPL)	112	110	100	99	99	99	103	125
6	Houses constructed - IAY	115	204	0	89	117	88	NA	111
7	Houses constructed - EWS/LIG	61	187	0	0	65	11	2	0
8	Habitations covered (Partially covered & Slipped back) - NRDWP	68	51	0	37	134	71	NA	NA
9	Coverage of water quality affected habitations - NRDWP	43	239	NA	16	41	21	NA	NA
10	SC Families Assisted	106	25	NA	0	465	0	6	0
11	ICDS Blocks Operational (Cum.)	100	100	95	100	100	74	99	100
12	Anganwadis Functional (Cum.)	98	98	98	96	93	81	97	100
13	Urban Poor Families Assisted under Seven Point Charter	294	3,288	0	9	0	0	0	0
14	Area Covered under Plantation ( Public and Forest Lands)	63	2	0	0	256	0	31	163
15	Seedlings Planted ( Public and Forest Lands)	107	107	0	0	0	0	43	408
16	Road Constructed- PMGSY	154	530	62	43	181	57	NA	NA
17	Villages Electrified - RGGVY	75	NA	41	26	132	36	NA	NA
18	Pumps sets energized	116	154	NA	NA	92	36	NA	176
19	Supply of Electricity	92	86	94	92	85	98	99	96

**Table - B(Contd.)**

STATE-WISE PERFORMANCE DURING April to July, 2012 (PERCENT ACHIEVEMENT)

S.No. No.	Description	ALL INDIA	GUJ	HRY	HP	J&K	JHAR.	KAR	KER
1	Individual Swarozgaries Assisted - SGSY	334	120	95	211	874	64	153	13
2	SHGs provided income generating activities	50	243	56	25	18	40	84	9
3	Food security-Targeted Public Distribution system (APL+BPL+AAY)	95	69	73	101	110	77	69	117
4	Food security-Targeted Public Distribution system (only AAY)	109	101	97	107	108	103	104	114
5	Food Security - Targeted Public Distribution System (Only BPL)	112	96	105	97	105	102	100	123
6	Houses constructed - IAY	115	103	49	44	133	167	120	125
7	Houses constructed - EWS/LIG	61	9	102	0	0	103	506	6
8	Habitations covered (Partially covered & Slipped back) - NRDWP	68	93	74	164	34	18	118	105
9	Coverage of water quality affected habitations - NRDWP	43	121	100	NA	0	20	45	140
10	SC Families Assisted	106	125	87	203	1,888	1,689	69	23
11	ICDS Blocks Operational (Cum.)	100	100	100	100	100	100	100	100
12	Anganwadis Functional (Cum.)	98	100	99	99	103	100	100	100
13	Urban Poor Families Assisted under Seven Point Charter	294	267	0	0	0	8	145	45
14	Area Covered under Plantation ( Public and Forest Lands)	63	26	114	33	4	29	234	264
15	Seedlings Planted ( Public and Forest Lands)	107	31	135	33	0	69	305	1,009
16	Road Constructed- PMGSY	154	833	750	22	332	96	554	37
17	Villages Electrified - RGGVY	75	NA	NA	40	52	129	NA	NA
18	Pumps sets energized	116	199	74	189	NA	23	204	79
19	Supply of Electricity	92	100	90	97	75	96	88	97

**Table - B(Contd.)**

**STATE-WISE PERFORMANCE DURING April to July, 2012 (PERCENT ACHIEVEMENT)**

S.No. No.	Description	ALL INDIA	MP	MAH	MANI	MEGH	MIZ	NAGA	ORI
1	Individual Swarozgaries Assisted - SGSY	334	280	23	0	21	178	6	0
2	SHGs provided income generating activities	50	47	9	0	58	110	0	0
3	Food security-Targeted Public Distribution system (APL+BPL+AAAY)	95	165	80	109	102	96	122	96
4	Food security-Targeted Public Distribution system (only AAY)	109	168	102	104	99	95	132	96
5	Food Security - Targeted Public Distribution System (Only BPL)	112	238	103	107	100	96	119	100
6	Houses constructed - IAY	115	111	29	553	16	75	105	58
7	Houses constructed - EWS/LIG	61	23	63	0	0	0	0	0
8	Habitations covered (Partially covered & Slipped back) - NRDWP	68	115	68	86	21	0	0	216
9	Coverage of water quality affected habitations - NRDWP	43	96	81	NA	0	NA	0	84
10	SC Families Assisted	106	13	16	0	NA	NA	NA	11
11	ICDS Blocks Operational (Cum.)	100	100	100	100	100	100	100	100
12	Anganwadis Functional (Cum.)	98	87	88	90	100	100	100	98
13	Urban Poor Families Assisted under Seven Point Charter	294	56	44	0	0	0	0	45
14	Area Covered under Plantation ( Public and Forest Lands)	63	52	143	0	63	136	0	98
15	Seedlings Planted ( Public and Forest Lands)	107	52	279	0	128	63	0	93
16	Road Constructed- PMGSY	154	138	205	167	17	108	0	99
17	Villages Electrified - RGGVY	75	273	NA	0	43	29	38	54
18	Pumps sets energized	116	289	NA	NA	NA	NA	NA	253
19	Supply of Electricity	92	90	96	94	82	92	93	93

**Table - B(Contd.)**

**STATE-WISE PERFORMANCE DURING April to July, 2012 (PERCENT ACHIEVEMENT)**

S.No. No.	Description	ALL INDIA	PUDU	PUN	RAJ	SIK	TN	TRI	UTTA.
1	Individual Swarozgaries Assisted - SGSY	334	1,000	20	0	1,064	0	0	69
2	SHGs provided income generating activities	50	38	44	0	74	0	0	69
3	Food security-Targeted Public Distribution system (APL+BPL+AAY)	95	87	68	101	107	101	101	103
4	Food security-Targeted Public Distribution system (only AAY)	109	83	55	102	106	108	109	105
5	Food Security - Targeted Public Distribution System (Only BPL)	112	102	69	103	123	105	106	113
6	Houses constructed - IAY	115	9	28	107	447	2	0	65
7	Houses constructed - EWS/LIG	61	0	0	18	0	5	346	0
8	Habitations covered (Partially covered & Slipped back) - NRDWP	68	0	55	40	9	19	1,325	128
9	Coverage of water quality affected habitations - NRDWP	43	0	0	58	NA	0	90	NA
10	SC Families Assisted	106	16	26	73	99	53	10	6
11	ICDS Blocks Operational (Cum.)	100	100	100	100	100	100	100	100
12	Anganwadis Functional (Cum.)	98	100	100	98	100	100	100	88
13	Urban Poor Families Assisted under Seven Point Charter	294	2,080	80	99	293	31	471	0
14	Area Covered under Plantation ( Public and Forest Lands)	63	73	17	75	35	11	99	113
15	Seedlings Planted ( Public and Forest Lands)	107	148	0	49	43	11	139	232
16	Road Constructed- PMGSY	154	NA	112	12	24	207	32	180
17	Villages Electrified - RGGVY	75	NA	NA	108	NA	NA	0	NA
18	Pumps sets energized	116	50	27	91	NA	119	NA	424
19	Supply of Electricity	92	98	93	94	100	85	94	94

**Table - B(Contd.)**

**STATE-WISE PERFORMANCE DURING April to July, 2012 (PERCENT ACHIEVEMENT)**

S.No. No.	Description	ALL INDIA	UP	WB	A&N	CHND.	D&N	D&D	LAKSH
1	Individual Swarozgaries Assisted - SGSY	334	263	3,491	3,000	NA	0	0	2,500
2	SHGs provided income generating activities	50	56	271	200	NA	167	0	0
3	Food security-Targeted Public Distribution system (APL+BPL+AA Y)	95	96	102	47	96	100	97	31
4	Food security-Targeted Public Distribution system (only AAY)	109	107	101	67	22	100	116	0
5	Food Security - Targeted Public Distribution System (Only BPL)	112	105	110	74	100	100	123	0
6	Houses constructed - IAY	115	24	351	20	NA	0	0	36
7	Houses constructed - EWS/LIG	61	7	214	0	0	0	NA	NA
8	Habitations covered (Partially covered & Slipped back) - NRDWP	68	3	62	NA	NA	NA	NA	NA
9	Coverage of water quality affected habitations - NRDWP	43	6	16	NA	NA	NA	NA	NA
10	SC Families Assisted	106	6	539	NA	145	NA	NA	NA
11	ICDS Blocks Operational (Cum.)	100	99	118	100	100	100	100	100
12	Anganwadis Functional (Cum.)	98	99	118	98	90	100	92	100
13	Urban Poor Families Assisted under Seven Point Charter	294	0	481	0	15	0	NA	NA
14	Area Covered under Plantation ( Public and Forest Lands)	63	99	66	42	114	244	0	17
15	Seedlings Planted ( Public and Forest Lands)	107	138	194	52	70	594	52	32
16	Road Constructed- PMGSY	154	65	617	NA	NA	NA	NA	NA
17	Villages Electrified - RGGVY	75	NA	NA	NA	NA	NA	NA	NA
18	Pumps sets energized	116	37	4,936	NA	NA	NA	0	NA
19	Supply of Electricity	92	86	99	81	100	89	91	100

## **Annexure -8(B)**

### **Items-wise Performance of the States/UTs during the period April to July, 2012**

#### **1. ANDHRA PRADESH**

##### **Very Good**

Food Security:Targeted Public Distribution System(TPDS), Food Security:Antodaya Anna Yojana(AAY), Food Security:Targeted Public Distribution System (Only BPL), Houses constructed - IAY, Houses constructed - EWS/LIG, Coverage of water quality affected habitations - NRDWP, ICDS Blocks Operational (Cum.), Anganwadis Functional (Cum.), Urban Poor Families Assisted under Seven Point Charter, Seedlings Planted ( Public and Forest Lands), Road Constructed- PMGSY, Pumps sets energized

##### **Good**

Electricity supplied

##### **Poor**

Individual Swarozgaries Assisted - SGSY, SHGs provided income generating activities, Habitations covered (Partially covered & Slipped back) - NRDWP, Area Covered under Plantation ( Public and Forest Lands), SC Families Assisted

#### **2. ARUNACHAL PRADESH**

##### **Very Good**

Food Security:Targeted Public Distribution System(TPDS), Food Security:Antodaya Anna Yojana(AAY), Food Security:Targeted Public Distribution System (Only BPL), ICDS Blocks Operational (Cum.), Anganwadis Functional (Cum.), Electricity supplied

##### **Poor**

Individual Swarozgaries Assisted - SGSY, SHGs provided income generating activities, Houses constructed - IAY, Houses constructed - EWS/LIG, Habitations covered (Partially covered & Slipped back) - NRDWP, Urban Poor Families Assisted under Seven Point Charter, Area Covered under Plantation ( Public and Forest Lands), Seedlings Planted ( Public and Forest Lands), Road Constructed- PMGSY, Villages Electrified - RGGVY

#### **3. ASSAM**

##### **Very Good**

Food Security:Targeted Public Distribution System(TPDS), Food Security:Antodaya Anna Yojana(AAY), Food Security:Targeted Public Distribution System (Only BPL), ICDS Blocks Operational (Cum.), Anganwadis Functional (Cum.), Electricity supplied

##### **Good**

Houses constructed - IAY

##### **Poor**

Individual Swarozgaries Assisted - SGSY, SHGs provided income generating activities, Houses constructed - EWS/LIG, Habitations covered (Partially covered & Slipped back) - NRDWP, Coverage of water quality affected habitations - NRDWP, Urban Poor Families Assisted under Seven Point Charter, Area Covered under Plantation ( Public and Forest Lands), Seedlings Planted ( Public and Forest Lands), Road Constructed- PMGSY, Villages Electrified - RGGVY, SC Families Assisted

#### **4. BIHAR**

##### **Very Good**

Food Security:Antodaya Anna Yojana(AAY), Food Security:Targeted Public Distribution System (Only BPL), Houses constructed - IAY, Habitations covered (Partially covered & Slipped back) - NRDWP, ICDS Blocks Operational (Cum.), Anganwadis Functional (Cum.), Area Covered under Plantation ( Public and Forest Lands), Road Constructed- PMGSY, Villages Electrified - RGGVY, Pumps sets energized, SC Families Assisted

##### **Good**

Food Security:Targeted Public Distribution System(TPDS), Electricity supplied

##### **Poor**

Individual Swarozgaries Assisted - SGSY, SHGs provided income generating activities, Houses constructed - EWS/LIG, Coverage of water quality affected habitations - NRDWP, Urban Poor Families Assisted under Seven Point Charter, Seedlings Planted ( Public and Forest Lands)



## **5. CHHATISGARH**

### **Very Good**

Food Security:Targeted Public Distribution System(TPDS), Food Security:Antodaya Anna Yojana(AAY), Food Security:Targeted Public Distribution System (Only BPL), Electricity supplied

### **Good**

Houses constructed - IAY, Anganwadis Functional (Cum.)

### **Poor**

Individual Swarozgaries Assisted - SGSY, SHGs provided income generating activities, Houses constructed - EWS/LIG, Habitations covered (Partially covered & Slipped back) - NRDWP, Coverage of water quality affected habitations - NRDWP, ICDS Blocks Operational (Cum.), Urban Poor Families Assisted under Seven Point Charter, Area Covered under Plantation ( Public and Forest Lands), Seedlings Planted ( Public and Forest Lands), Road Constructed- PMGSY, Villages Electrified - RGGVY, Pumps sets energized, SC Families Assisted

## **6. DELHI**

### **Very Good**

Food Security:Targeted Public Distribution System(TPDS), Food Security:Targeted Public Distribution System (Only BPL), ICDS Blocks Operational (Cum.), Anganwadis Functional (Cum.), Electricity supplied

### **Poor**

Food Security:Antodaya Anna Yojana(AAY), Houses constructed - EWS/LIG, Urban Poor Families Assisted under Seven Point Charter, Area Covered under Plantation ( Public and Forest Lands), Seedlings Planted ( Public and Forest Lands), SC Families Assisted

## **7. GOA**

### **Very Good**

Individual Swarozgaries Assisted - SGSY, Food Security:Targeted Public Distribution System(TPDS), Food Security:Antodaya Anna Yojana(AAY), Food Security:Targeted Public Distribution System (Only BPL), Houses constructed - IAY, ICDS Blocks Operational (Cum.), Anganwadis Functional (Cum.), Area Covered under Plantation ( Public and Forest Lands), Seedlings Planted ( Public and Forest Lands), Pumps sets energized, Electricity supplied

### **Poor**

SHGs provided income generating activities, Houses constructed - EWS/LIG, Urban Poor Families Assisted under Seven Point Charter, Area Covered under Plantation ( Public and Forest Lands), Seedlings Planted ( Public and Forest Lands), SC Families Assisted

## **8. GUJARAT**

### **Very Good**

Individual Swarozgaries Assisted - SGSY, SHGs provided income generating activities, Food Security:Antodaya Anna Yojana(AAY), Food Security:Targeted Public Distribution System (Only BPL), Houses constructed - IAY, Habitations covered (Partially covered & Slipped back) - NRDWP, Coverage of water quality affected habitations - NRDWP, ICDS Blocks Operational (Cum.), Anganwadis Functional (Cum.), Urban Poor Families Assisted under Seven Point Charter, Road Constructed- PMGSY, Pumps sets energized, Electricity supplied, SC Families Assisted

### **Poor**

Food Security:Targeted Public Distribution System(TPDS), Houses constructed - EWS/LIG, Area Covered under Plantation ( Public and Forest Lands), Seedlings Planted ( Public and Forest Lands)

## **9. HARYANA**

### **Very Good**

Individual Swarozgaries Assisted - SGSY, Food Security:Antodaya Anna Yojana(AAY), Food Security:Targeted Public Distribution System (Only BPL), Houses constructed - EWS/LIG, Coverage of water quality affected habitations - NRDWP, ICDS Blocks Operational (Cum.), Anganwadis Functional (Cum.), Area Covered under Plantation ( Public and Forest Lands), Seedlings Planted ( Public and Forest Lands), Road Constructed- PMGSY, Electricity supplied

### **Good**

SC Families Assisted

### **Poor**

SHGs provided income generating activities, Food Security:Targeted Public Distribution System(TPDS), Houses constructed - IAY, Habitations covered (Partially covered & Slipped back) - NRDWP, Urban Poor Families Assisted under Seven Point Charter, Pumps sets energized

## **10. HIMACHAL PRADESH**

### **Very Good**

Individual Swarozgaries Assisted - SGSY, Food Security:Targeted Public Distribution System(TPDS), Food Security:Antodaya Anna Yojana(AAY), Food Security:Targeted Public Distribution System (Only BPL), Habitations covered (Partially covered & Slipped back) - NRDWP, ICDS Blocks Operational (Cum.), Anganwadis Functional (Cum.), Pumps sets energized, Electricity supplied, SC Families Assisted

### **Poor**

SHGs provided income generating activities, Houses constructed - IAY, Houses constructed - EWS/LIG, Urban Poor Families Assisted under Seven Point Charter, Area Covered under Plantation ( Public and Forest Lands), Seedlings Planted ( Public and Forest Lands), Road Constructed- PMGSY, Villages Electrified - RGGVY

## **11. JAMMU AND KASHMIR**

### **Very Good**

Individual Swarozgaries Assisted - SGSY, Food Security:Targeted Public Distribution System(TPDS), Food Security:Antodaya Anna Yojana(AAY), Food Security:Targeted Public Distribution System (Only BPL), Houses constructed - IAY, ICDS Blocks Operational (Cum.), Anganwadis Functional (Cum.), Road Constructed- PMGSY, SC Families Assisted

### **Poor**

SHGs provided income generating activities, Houses constructed - EWS/LIG, Habitations covered (Partially covered & Slipped back) - NRDWP, Coverage of water quality affected habitations - NRDWP, Urban Poor Families Assisted under Seven Point Charter, Area Covered under Plantation ( Public and Forest Lands), Seedlings Planted ( Public and Forest Lands), Villages Electrified - RGGVY, Electricity supplied

## **12. JHARKHAND**

### **Very Good**

Food Security:Antodaya Anna Yojana(AAY), Food Security:Targeted Public Distribution System (Only BPL), Houses constructed - IAY, Houses constructed - EWS/LIG, ICDS Blocks Operational (Cum.), Anganwadis Functional (Cum.), Road Constructed- PMGSY, Villages Electrified - RGGVY, Electricity supplied, SC Families Assisted

### **Poor**

Individual Swarozgaries Assisted - SGSY, SHGs provided income generating activities, Food Security:Targeted Public Distribution System(TPDS), Habitations covered (Partially covered & Slipped back) - NRDWP, Coverage of water quality affected habitations - NRDWP, Urban Poor Families Assisted under Seven Point Charter, Area Covered under Plantation ( Public and Forest Lands), Seedlings Planted ( Public and Forest Lands), Pumps sets energized

### 13. KARNATAKA

#### Very Good

Individual Swarozgaries Assisted - SGSY, Food Security:Antodaya Anna Yojana(AAY), Food Security:Targeted Public Distribution System (Only BPL), Houses constructed - IAY, Houses constructed - EWS/LIG, Habitations covered (Partially covered & Slipped back) - NRDWP, ICDS Blocks Operational (Cum.), Anganwadis Functional (Cum.), Urban Poor Families Assisted under Seven Point Charter, Area Covered under Plantation ( Public and Forest Lands), Seedlings Planted ( Public and Forest Lands), Road Constructed- PMGSY, Pumps sets energized

#### Good

SHGs provided income generating activities, Electricity supplied

#### Poor

Food Security:Targeted Public Distribution System(TPDS), Coverage of water quality affected habitations - NRDWP, SC Families Assisted

### 14. KERALA

#### Very Good

Food Security:Targeted Public Distribution System(TPDS), Food Security:Antodaya Anna Yojana(AAY), Food Security:Targeted Public Distribution System (Only BPL), Houses constructed - IAY, Habitations covered (Partially covered & Slipped back) - NRDWP, Coverage of water quality affected habitations - NRDWP, ICDS Blocks Operational (Cum.), Anganwadis Functional (Cum.), Area Covered under Plantation ( Public and Forest Lands), Seedlings Planted ( Public and Forest Lands), Electricity supplied

#### Poor

Individual Swarozgaries Assisted - SGSY, SHGs provided income generating activities, Houses constructed - EWS/LIG, Urban Poor Families Assisted under Seven Point Charter, Road Constructed- PMGSY, Pumps sets energized, SC Families Assisted

### 15. MADHYA PRADESH

#### Very Good

Individual Swarozgaries Assisted - SGSY, Food Security:Targeted Public Distribution System(TPDS), Food Security:Antodaya Anna Yojana(AAY), Food Security:Targeted Public Distribution System (Only BPL), Houses constructed - IAY, Habitations covered (Partially covered & Slipped back) - NRDWP, Coverage of water quality affected habitations - NRDWP, ICDS Blocks Operational (Cum.), Road Constructed- PMGSY, Villages Electrified - RGGVY, Pumps sets energized, Electricity supplied

#### Good

Anganwadis Functional (Cum.)

#### Poor

SHGs provided income generating activities, Houses constructed - EWS/LIG, Urban Poor Families Assisted under Seven Point Charter, Area Covered under Plantation ( Public and Forest Lands), Seedlings Planted ( Public and Forest Lands), SC Families Assisted

### 16. MAHARASHTRA

#### Very Good

Food Security:Antodaya Anna Yojana(AAY), Food Security:Targeted Public Distribution System (Only BPL), ICDS Blocks Operational (Cum.), Area Covered under Plantation ( Public and Forest Lands), Seedlings Planted ( Public and Forest Lands), Road Constructed- PMGSY, Electricity supplied

#### Good

Food Security:Targeted Public Distribution System(TPDS), Coverage of water quality affected habitations - NRDWP, Anganwadis Functional (Cum.)

#### Poor

Individual Swarozgaries Assisted - SGSY, SHGs provided income generating activities, Houses constructed - IAY, Houses constructed - EWS/LIG, Habitations covered (Partially covered & Slipped back) - NRDWP, Urban Poor Families Assisted under Seven Point Charter, SC Families Assisted

## 17. MANIPUR

### Very Good

Food Security:Targeted Public Distribution System(TPDS), Food Security:Antodaya Anna Yojana(AAY), Food Security:Targeted Public Distribution System (Only BPL), Houses constructed - IAY, ICDS Blocks Operational (Cum.), Anganwadis Functional (Cum.), Road Constructed- PMGSY, Electricity supplied

### Good

Habitations covered (Partially covered & Slipped back) - NRDWP

### Poor

Individual Swarozgaries Assisted - SGSY, SHGs provided income generating activities, Houses constructed - EWS/LIG, Urban Poor Families Assisted under Seven Point Charter, Area Covered under Plantation ( Public and Forest Lands), Seedlings Planted ( Public and Forest Lands), Villages Electrified - RGGVY, SC Families Assisted

## 18. MEGHALAYA

### Very Good

Food Security:Targeted Public Distribution System(TPDS), Food Security:Antodaya Anna Yojana(AAY), Food Security:Targeted Public Distribution System (Only BPL), ICDS Blocks Operational (Cum.), Anganwadis Functional (Cum.), Seedlings Planted ( Public and Forest Lands)

### Good

Electricity supplied

### Poor

Individual Swarozgaries Assisted - SGSY, SHGs provided income generating activities, Houses constructed - IAY, Houses constructed - EWS/LIG, Habitations covered (Partially covered & Slipped back) - NRDWP, Coverage of water quality affected habitations - NRDWP, Urban Poor Families Assisted under Seven Point Charter, Area Covered under Plantation ( Public and Forest Lands), Road Constructed- PMGSY, Villages Electrified - RGGVY

## 19. MIZORAM

### Very Good

Individual Swarozgaries Assisted - SGSY, SHGs provided income generating activities, Food Security:Targeted Public Distribution System(TPDS), Food Security:Antodaya Anna Yojana(AAY), Food Security:Targeted Public Distribution System (Only BPL), ICDS Blocks Operational (Cum.), Anganwadis Functional (Cum.), Area Covered under Plantation ( Public and Forest Lands), Road Constructed- PMGSY, Electricity supplied

### Poor

Houses constructed - IAY, Houses constructed - EWS/LIG, Habitations covered (Partially covered & Slipped back) - NRDWP, Urban Poor Families Assisted under Seven Point Charter, Seedlings Planted ( Public and Forest Lands), Villages Electrified - RGGVY

## 20. NAGALAND

### Very Good

Food Security:Targeted Public Distribution System(TPDS), Food Security:Antodaya Anna Yojana(AAY), Food Security:Targeted Public Distribution System (Only BPL), Houses constructed - IAY, ICDS Blocks Operational (Cum.), Anganwadis Functional (Cum.), Electricity supplied

### Poor

Individual Swarozgaries Assisted - SGSY, SHGs provided income generating activities, Houses constructed - EWS/LIG, Habitations covered (Partially covered & Slipped back) - NRDWP, Coverage of water quality affected habitations - NRDWP, Urban Poor Families Assisted under Seven Point Charter, Area Covered under Plantation ( Public and Forest Lands), Seedlings Planted ( Public and Forest Lands), Road Constructed- PMGSY, Villages Electrified - RGGVY

## 21. ORISSA

### Very Good

Food Security:Targeted Public Distribution System(TPDS), Food Security:Antodaya Anna Yojana(AAY), Food Security:Targeted Public Distribution System (Only BPL), Habitations covered (Partially covered & Slipped back) - NRDWP, ICDS Blocks Operational (Cum.), Anganwadis Functional (Cum.), Area Covered under Plantation ( Public and Forest Lands), Seedlings Planted ( Public and Forest Lands), Road Constructed- PMGSY, Pumps sets energized, Electricity supplied

### Good

Coverage of water quality affected habitations - NRDWP

### Poor

Individual Swarozgaries Assisted - SGSY, SHGs provided income generating activities, Houses constructed - IAY, Houses constructed - EWS/LIG, Urban Poor Families Assisted under Seven Point Charter, Villages Electrified - RGGVY, SC Families Assisted

## 22. PUDUCHERRY

### Very Good

Individual Swarozgaries Assisted - SGSY, Food Security:Targeted Public Distribution System (Only BPL), ICDS Blocks Operational (Cum.), Anganwadis Functional (Cum.), Urban Poor Families Assisted under Seven Point Charter, Seedlings Planted ( Public and Forest Lands), Electricity supplied

### Good

Food Security:Targeted Public Distribution System(TPDS), Food Security:Antodaya Anna Yojana(AAY)

### Poor

SHGs provided income generating activities, Houses constructed - IAY, Houses constructed - EWS/LIG, Habitations covered (Partially covered & Slipped back) - NRDWP, Coverage of water quality affected habitations - NRDWP, Area Covered under Plantation ( Public and Forest Lands), Pumps sets energized, SC Families Assisted

## 23. PUNJAB

### Very Good

ICDS Blocks Operational (Cum.), Anganwadis Functional (Cum.), Road Constructed- PMGSY, Electricity supplied

### Good

Urban Poor Families Assisted under Seven Point Charter

### Poor

Individual Swarozgaries Assisted - SGSY, SHGs provided income generating activities, Food Security:Targeted Public Distribution System(TPDS), Food Security:Antodaya Anna Yojana(AAY), Food Security:Targeted Public Distribution System (Only BPL), Houses constructed - IAY, Houses constructed - EWS/LIG, Habitations covered (Partially covered & Slipped back) - NRDWP, Coverage of water quality affected habitations - NRDWP, Area Covered under Plantation ( Public and Forest Lands), Seedlings Planted ( Public and Forest Lands), Pumps sets energized, SC Families Assisted

## 24. RAJASTHAN

### Very Good

Food Security:Targeted Public Distribution System(TPDS), Food Security:Antodaya Anna Yojana(AAY), Food Security:Targeted Public Distribution System (Only BPL), Houses constructed - IAY, ICDS Blocks Operational (Cum.), Anganwadis Functional (Cum.), Urban Poor Families Assisted under Seven Point Charter, Villages Electrified - RGGVY, Pumps sets energized, Electricity supplied

### Poor

Individual Swarozgaries Assisted - SGSY, SHGs provided income generating activities, Houses constructed - EWS/LIG, Habitations covered (Partially covered & Slipped back) - NRDWP, Coverage of water quality affected habitations - NRDWP, Area Covered under Plantation ( Public and Forest Lands), Seedlings Planted ( Public and Forest Lands), Road Constructed- PMGSY, SC Families Assisted

## **25. SIKKIM**

### **Very Good**

Individual Swarozgaries Assisted - SGSY, Food Security:Targeted Public Distribution System(TPDS), Food Security:Antodaya Anna Yojana(AAY), Food Security:Targeted Public Distribution System (Only BPL), Houses constructed - IAY, ICDS Blocks Operational (Cum.), Anganwadis Functional (Cum.), Urban Poor Families Assisted under Seven Point Charter, Electricity supplied, SC Families Assisted

### **Poor**

SHGs provided income generating activities, Houses constructed - EWS/LIG, Habitations covered (Partially covered & Slipped back) - NRDWP, Area Covered under Plantation (Public and Forest Lands), Seedlings Planted (Public and Forest Lands), Road Constructed- PMGSY

## **26. TAMIL NADU**

### **Very Good**

Food Security:Targeted Public Distribution System(TPDS), Food Security:Antodaya Anna Yojana(AAY), Food Security:Targeted Public Distribution System (Only BPL), ICDS Blocks Operational (Cum.), Anganwadis Functional (Cum.), Road Constructed- PMGSY, Pumps sets energized

### **Good**

Electricity supplied

### **Poor**

Individual Swarozgaries Assisted - SGSY, SHGs provided income generating activities, Houses constructed - IAY, Houses constructed - EWS/LIG, Habitations covered (Partially covered & Slipped back) - NRDWP, Coverage of water quality affected habitations - NRDWP, Urban Poor Families Assisted under Seven Point Charter, Area Covered under Plantation (Public and Forest Lands), SC Families Assisted, Seedlings Planted (Public and Forest Lands)

## **27. TRIPURA**

### **Very Good**

Food Security:Targeted Public Distribution System(TPDS), Food Security:Antodaya Anna Yojana(AAY), Food Security:Targeted Public Distribution System (Only BPL), Houses constructed - EWS/LIG, Habitations covered (Partially covered & Slipped back) - NRDWP, Coverage of water quality affected habitations - NRDWP, ICDS Blocks Operational (Cum.), Anganwadis Functional (Cum.), Urban Poor Families Assisted under Seven Point Charter, Area Covered under Plantation (Public and Forest Lands), Seedlings Planted (Public and Forest Lands), Electricity supplied

### **Poor**

Individual Swarozgaries Assisted - SGSY, SHGs provided income generating activities, Houses constructed - IAY, Road Constructed- PMGSY, Villages Electrified - RGGVY, SC Families Assisted

## **28. UTTARAKHAND**

### **Very Good**

Food Security:Targeted Public Distribution System(TPDS), Food Security:Antodaya Anna Yojana(AAY), Food Security:Targeted Public Distribution System (Only BPL), Habitations covered (Partially covered & Slipped back) - NRDWP, ICDS Blocks Operational (Cum.), Seedlings Planted (Public and Forest Lands), Road Constructed- PMGSY, Pumps sets energized, Electricity supplied

### **Good**

Anganwadis Functional (Cum.)

### **Poor**

Individual Swarozgaries Assisted - SGSY, SHGs provided income generating activities, Houses constructed - IAY, Houses constructed - EWS/LIG, Urban Poor Families Assisted under Seven Point Charter, Area Covered under Plantation (Public and Forest Lands), SC Families Assisted

## 29. UTTAR PRADESH

### Very Good

Individual Swarozgaries Assisted - SGSY, Food Security:Targeted Public Distribution System(TPDS), Food Security:Antodaya Anna Yojana(AAY), Food Security:Targeted Public Distribution System (Only BPL), ICDS Blocks Operational (Cum.), Anganwadis Functional (Cum.), Area Covered under Plantation ( Public and Forest Lands), Seedlings Planted ( Public and Forest Lands)

### Good

Electricity supplied

### Poor

SHGs provided income generating activities, Houses constructed - IAY, Houses constructed - EWS/LIG, Habitations covered (Partially covered & Slipped back) - NRDWP, Coverage of water quality affected habitations - NRDWP, Urban Poor Families Assisted under Seven Point Charter, Road Constructed- PMGSY, Pumps sets energized, SC Families Assisted

## 30. WEST BENGAL

### Very Good

Individual Swarozgaries Assisted - SGSY, SHGs provided income generating activities, Food Security:Targeted Public Distribution System(TPDS), Food Security:Antodaya Anna Yojana(AAY), Food Security:Targeted Public Distribution System (Only BPL), Houses constructed - IAY, Houses constructed - EWS/LIG, ICDS Blocks Operational (Cum.), Anganwadis Functional (Cum.), Urban Poor Families Assisted under Seven Point Charter, Seedlings Planted ( Public and Forest Lands), Road Constructed- PMGSY, Pumps sets energized, Electricity supplied, SC Families Assisted

### Poor

Habitations covered (Partially covered & Slipped back) - NRDWP, Coverage of water quality affected habitations - NRDWP, Area Covered under Plantation ( Public and Forest Lands)

## 31. ANDAMAN AND NICOBAR ISLANDS

### Very Good

Individual Swarozgaries Assisted - SGSY, SHGs provided income generating activities, ICDS Blocks Operational (Cum.), Anganwadis Functional (Cum.)

### Good

Electricity supplied

### Poor

Food Security:Targeted Public Distribution System(TPDS), Food Security:Antodaya Anna Yojana(AAY), Food Security:Targeted Public Distribution System (Only BPL), Houses constructed - IAY, Houses constructed - EWS/LIG, Urban Poor Families Assisted under Seven Point Charter, Area Covered under Plantation ( Public and Forest Lands), Seedlings Planted ( Public and Forest Lands)

## 32. CHANDIGARH

### Very Good

Food Security:Targeted Public Distribution System(TPDS), Food Security:Targeted Public Distribution System (Only BPL), ICDS Blocks Operational (Cum.), Anganwadis Functional (Cum.), Area Covered under Plantation ( Public and Forest Lands), Electricity supplied, SC Families Assisted

### Poor

Food Security:Antodaya Anna Yojana(AAY), Houses constructed - EWS/LIG, Urban Poor Families Assisted under Seven Point Charter, Seedlings Planted ( Public and Forest Lands)

### **33. DADRA AND NAGAR HAVELI**

#### **Very Good**

SHGs provided income generating activities, Food Security:Targeted Public Distribution System(TPDS), Food Security:Antodaya Anna Yojana(AAY), Food Security:Targeted Public Distribution System (Only BPL), ICDS Blocks Operational (Cum.), Anganwadis Functional (Cum.), Area Covered under Plantation ( Public and Forest Lands), Seedlings Planted ( Public and Forest Lands)

#### **Good**

Electricity supplied

#### **Poor**

Individual Swarozgaries Assisted - SGSY, Houses constructed - IAY, Houses constructed - EWS/LIG, Urban Poor Families Assisted under Seven Point Charter

### **34. DAMAN AND DIU**

#### **Very Good**

Food Security:Targeted Public Distribution System(TPDS), Food Security:Antodaya Anna Yojana(AAY), Food Security:Targeted Public Distribution System (Only BPL), ICDS Blocks Operational (Cum.), Anganwadis Functional (Cum.), Electricity supplied

#### **Poor**

Individual Swarozgaries Assisted - SGSY, SHGs provided income generating activities, Houses constructed - IAY, Area Covered under Plantation ( Public and Forest Lands), Seedlings Planted ( Public and Forest Lands), Pumps sets energized

### **35. LAKSHADWEEP**

#### **Very Good**

Individual Swarozgaries Assisted - SGSY, ICDS Blocks Operational (Cum.), Anganwadis Functional (Cum.), Electricity supplied

#### **Poor**

SHGs provided income generating activities, Food Security:Targeted Public Distribution System(TPDS), Food Security:Antodaya Anna Yojana(AAY), Food Security:Targeted Public Distribution System (Only BPL), Houses constructed - IAY, Area Covered under Plantation ( Public and Forest Lands), Seedlings Planted ( Public and Forest Lands)



## **PART - II**

**TWENTY POINT PROGRAMME - 2006**

**ITEM-WISE PERFORMANCE TABLES**

Table - 1

## Employment generation under the NREG Scheme

Sl. No.	State/UT Name	No. of job cards issued (Number)	Employment generated (Number)	Wages given (Rupees)
		April,2012-July,2012	April,2012-July,2012	April,2012-July,2012
(1)	(2)	(3)	(4)	(5)
1	ANDHRA PRADESH	7,99,768	21,65,19,165	27,29,64,000
2	ARUNACHAL PRADESH	3857*	0	0
3	ASSAM	0	73,22,000	1,00,30,35,000
4	BIHAR	85,563	3,15,24,000	3,65,20,27,000
5	CHHATISGARH	60,345	3,78,89,000	6,41,99,90,000
6	DELHI	0	0	0
7	GOA	274*	13,658	21,42,000
8	GUJARAT	0	98,33,000	88,40,58,000
9	HARYANA	10,110	22,58,000	47,12,14,000
10	HIMACHAL PRADESH	16,677	67,40,000	92,76,44,000
11	JAMMU AND KASHMIR	31,377	74,85,000	96,60,90,000
12	JHARKHAND	10,549	1,83,16,267	2,64,04,13,700
13	KARNATAKA	11,045	32,04,000	5,21,53,80,000
14	KERALA	2,22,242	1,31,31,938	1,90,13,73,000
15	MADHYA PRADESH	1,46,666*	8,51,74,000	9,91,42,000
16	MAHARASHTRA	64,003	18,27,522	57,48,93,000
17	MANIPUR	19873*	65	92,82,18,000
18	MEGHALAYA	13,244	11,89,800	15,22,86,000
19	MIZORAM	1,180	33,10,427	45,02,18,100
20	NAGALAND	7833*	0	0
21	ORISSA	34,299	2,31,53,000	2,56,06,51,000
22	PUDUCHERRY	307*	4,79,400	2,18,38,000
23	PUNJAB	7,362	15,81,000	26,47,16,000
24	RAJASTHAN	1,85,037*	11,62,02,000	12,63,13,61,000
25	SIKKIM	288	5,66,009	9,45,10,000
26	TAMIL NADU	1,78,023	16,71,52,000	15,61,72,67,000
27	TRIPURA	17,183	1,06,90,307	1,31,10,69,000
28	UTTARAKHAND	4,983	23,19,000	28,80,50,000
29	UTTAR PRADESH	95,000	4,80,61,000	4,95,39,03,000
30	WEST BENGAL	3,53,666	62,36,12,000	9,70,07,54,000
31	ANDAMAN AND NICOBAR ISLANDS	430	1,69,006	2,71,55,000
32	CHANDIGARH	0	0	0
33	DADRA AND NAGAR HAVELI	1356*	4,463	66,000
34	DAMAN AND DIU	0	0	0
35	LAKSHADWEEP	343	4,000	24,90,000
Grand Total		23,82,883	1,43,97,31,027	74,03,49,17,800

\* Note: The figures have been reconciled with that of M/o Rural Development

# Swaranjayanti Gram Swarojgar Yojana (SGSY)

## Individual Swarozgaries Assisted

% Achievement of Target  
During April - July 2012

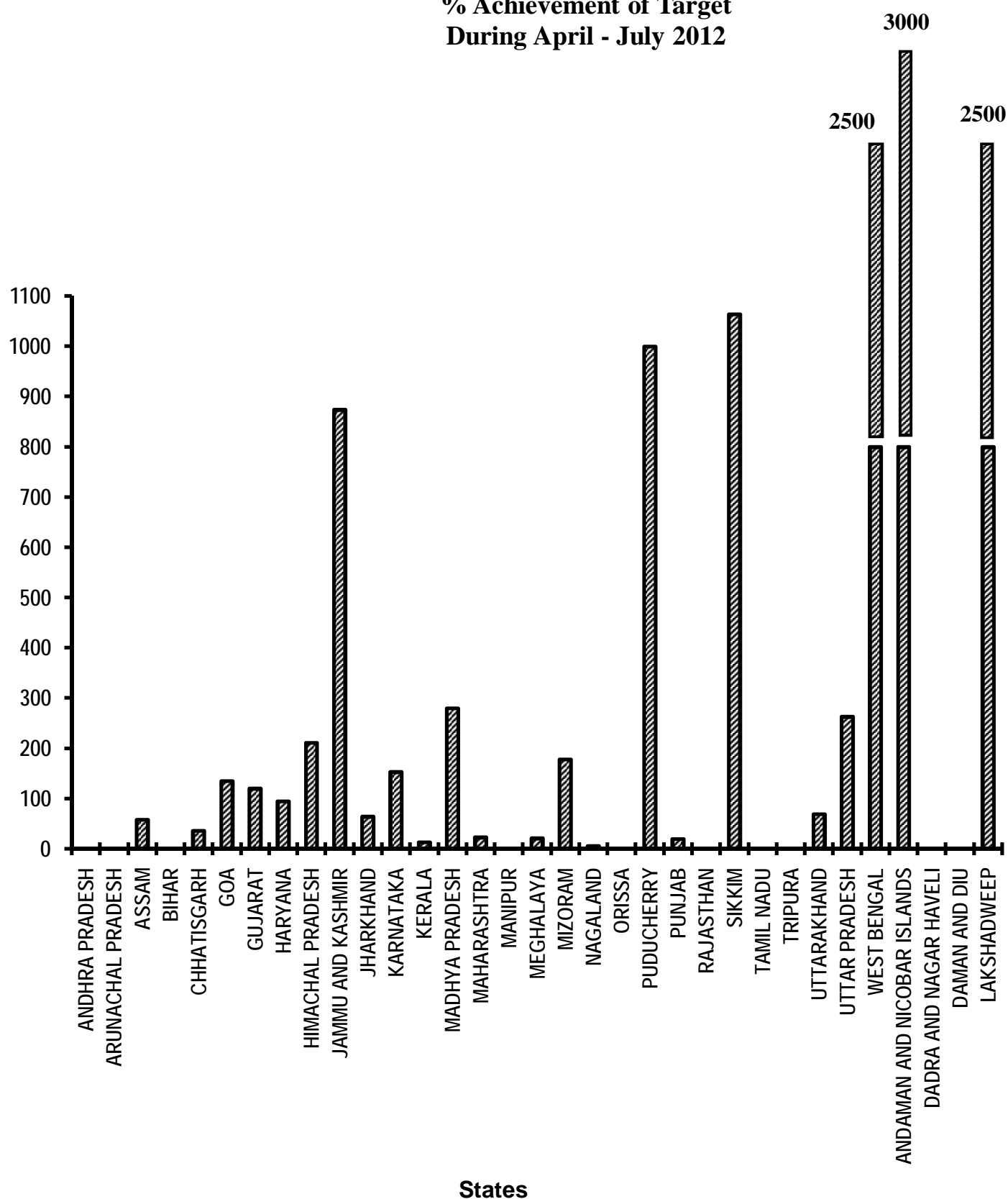


Table - 2 (A)

**Swaranjayanti Gram Swarojgar Yojana**  
**Individual Swarozgaries Assisted**  
**(Unit: Number)**

Sl. No.	State/UT Name	Target		Achievement	Percent Achievement
		2012-2013	April,2012-July,2012	April,2012-July,2012	April,2012-July,2012
(1)	(2)	(3)	(4)	(5)	(5)/(4)
1	ANDHRA PRADESH	5,283	1,145	0	0
2	ARUNACHAL PRADESH	236	50	0	0
3	ASSAM	6,134	1,329	769	58
4	BIHAR	12,568	2,723	0	0
5	CHHATISGARH	2,791	605	219	36
6	GOA	72	17	23	135
7	GUJARAT	1,989	430	515	120
8	HARYANA	1,170	253	241	95
9	HIMACHAL PRADESH	493	107	226	211
10	JAMMU AND KASHMIR	610	132	1,154	874
11	JHARKHAND	4,739	1,027	653	64
12	KARNATAKA	3,990	865	1,321	153
13	KERALA	1,790	388	50	13
14	MADHYA PRADESH	5,980	1,295	3,623	280
15	MAHARASHTRA	7,886	1,708	387	23
16	MANIPUR	411	90	0	0
17	MEGHALAYA	461	99	21	21
18	MIZORAM	106	23	41	178
19	NAGALAND	316	68	4	6
20	ORISSA	6,043	1,309	0	0
21	PUDUCHERRY	94	21	210	1,000
22	PUNJAB	569	123	24	20
23	RAJASTHAN	3,029	656	0	0
24	SIKKIM	119	25	266	1,064
25	TAMIL NADU	4,672	1,013	0	0
26	TRIPURA	742	161	0	0
27	UTTARAKHAND	953	206	142	69
28	UTTAR PRADESH	18,104	3,923	10,314	263
29	WEST BENGAL	6,715	1,454	50,758	3,491
30	ANDAMAN AND NICOBAR ISLANDS	9	1	30	3,000
31	DADRA AND NAGAR HAVELI	9	1	0	0
32	DAMAN AND DIU	9	2	0	0
33	LAKSHADWEEP	9	1	25	2,500
<b>Grand Total</b>		<b>98,101</b>	<b>21,250</b>	<b>71,016</b>	<b>334</b>

**Very Good:(90% or above of targets)**

GOA, GUJARAT, HARYANA, HIMACHAL PRADESH, JAMMU AND KASHMIR, KARNATAKA, MADHYA PRADESH, MIZORAM, PUDUCHERRY, SIKKIM, UTTAR PRADESH, WEST BENGAL, ANDAMAN AND NICOBAR ISLANDS, LAKSHADWEEP

**Poor:(Below 80% of targets)**

ANDHRA PRADESH, ARUNACHAL PRADESH, ASSAM, BIHAR, CHHATISGARH, JHARKHAND, KERALA, MAHARASHTRA, MANIPUR, MEGHALAYA, NAGALAND, ORISSA, PUNJAB, RAJASTHAN, TAMIL NADU, TRIPURA, UTTARAKHAND, DADRA AND NAGAR HAVELI, DAMAN AND DIU

Table 2 (B)

## Swaranjayanti Gram Swarozgar Yojana

Sl. No.	State/UT Name	Individual SC Swarozgaries Assisted (Number) April,2012- July,2012	Individual ST Swarozgaries Assisted (Number) April,2012- July,2012	Individual Women Swarozgaries Assisted (Number) April,2012- July,2012	Individual Disabled Swarozgaries Assisted (Number) April,2012- July,2012
(1)	(2)	(3)	(4)	(5)	(6)
1	ANDHRA PRADESH	0	0	0	0
2	ARUNACHAL PRADESH	0	0	0	0
3	ASSAM	411	57	72	5
4	BIHAR	0	0	0	0
5	CHHATISGARH	31	114	17	2
6	GOA	5	10	7	1
7	GUJARAT	276	0	234	2
8	HARYANA	74	0	82	20
9	HIMACHAL PRADESH	117	24	65	7
10	JAMMU AND KASHMIR	21	116	101	0
11	JHARKHAND	57	388	92	12
12	KARNATAKA	417	109	1,194	33
13	KERALA	42	0	44	4
14	MADHYA PRADESH	0	920	1,820	117
15	MAHARASHTRA	113	62	159	8
16	MANIPUR	0	0	0	0
17	MEGHALAYA	0	21	0	0
18	MIZORAM	1	29	15	4
19	NAGALAND	0	4	0	0
20	ORISSA	0	0	0	0
21	PUDUCHERRY	90	0	210	0
22	PUNJAB	12	0	7	0
23	RAJASTHAN	0	0	0	0
24	SIKKIM	36	241	476	2
25	TAMIL NADU	0	0	0	0
26	TRIPURA	0	0	0	0
27	UTTARAKHAND	119	10	16	0
28	UTTAR PRADESH	5,165	20	3,325	151
29	WEST BENGAL	18,395	5,777	62,000	180
30	ANDAMAN AND NICOBAR ISLANDS	0	1	11	0
31	DADRA AND NAGAR HAVELI	0	0	0	0
32	DAMAN AND DIU	0	0	0	0
33	LAKSHADWEEP	25	0	0	0
Grand Total		25,407	7,903	69,947	548

Table - 3(A)

**Self Help Groups (SHG)**  
(Unit: Number)

		Formed under SGSY (Number) April,2012- July,2012
Sl. No.	State/UT Name	
(1)	(2)	(3)
1	ANDHRA PRADESH	2,683
2	ARUNACHAL PRADESH	0
3	ASSAM	795
4	BIHAR	0
5	CHHATISGARH	636
6	DELHI	0
7	GOA	12
8	GUJARAT	2,332
9	HARYANA	648
10	HIMACHAL PRADESH	72
11	JAMMU AND KASHMIR	914
12	JHARKHAND	1,928
13	KARNATAKA	97
14	KERALA	0
15	MADHYA PRADESH	324
16	MAHARASHTRA	1,382
17	MANIPUR	85
18	MEGHALAYA	174
19	MIZORAM	15
20	NAGALAND	158
21	ORISSA	0
22	PUDUCHERRY	51
23	PUNJAB	56
24	RAJASTHAN	0
25	SIKKIM	39
26	TAMIL NADU	0
27	TRIPURA	229
28	UTTARAKHAND	808
29	UTTAR PRADESH	9,685
30	WEST BENGAL	31,562
31	ANDAMAN AND NICOBAR ISLANDS	14
32	CHANDIGARH	0
33	DADRA AND NAGAR HAVELI	0
34	DAMAN AND DIU	0
35	LAKSHADWEEP	1
<b>Grand Total</b>		<b>54,700</b>

# Self Help Groups (SHG)

## To whom income generating activities provided

% Achievement of Target  
During April - July 2012

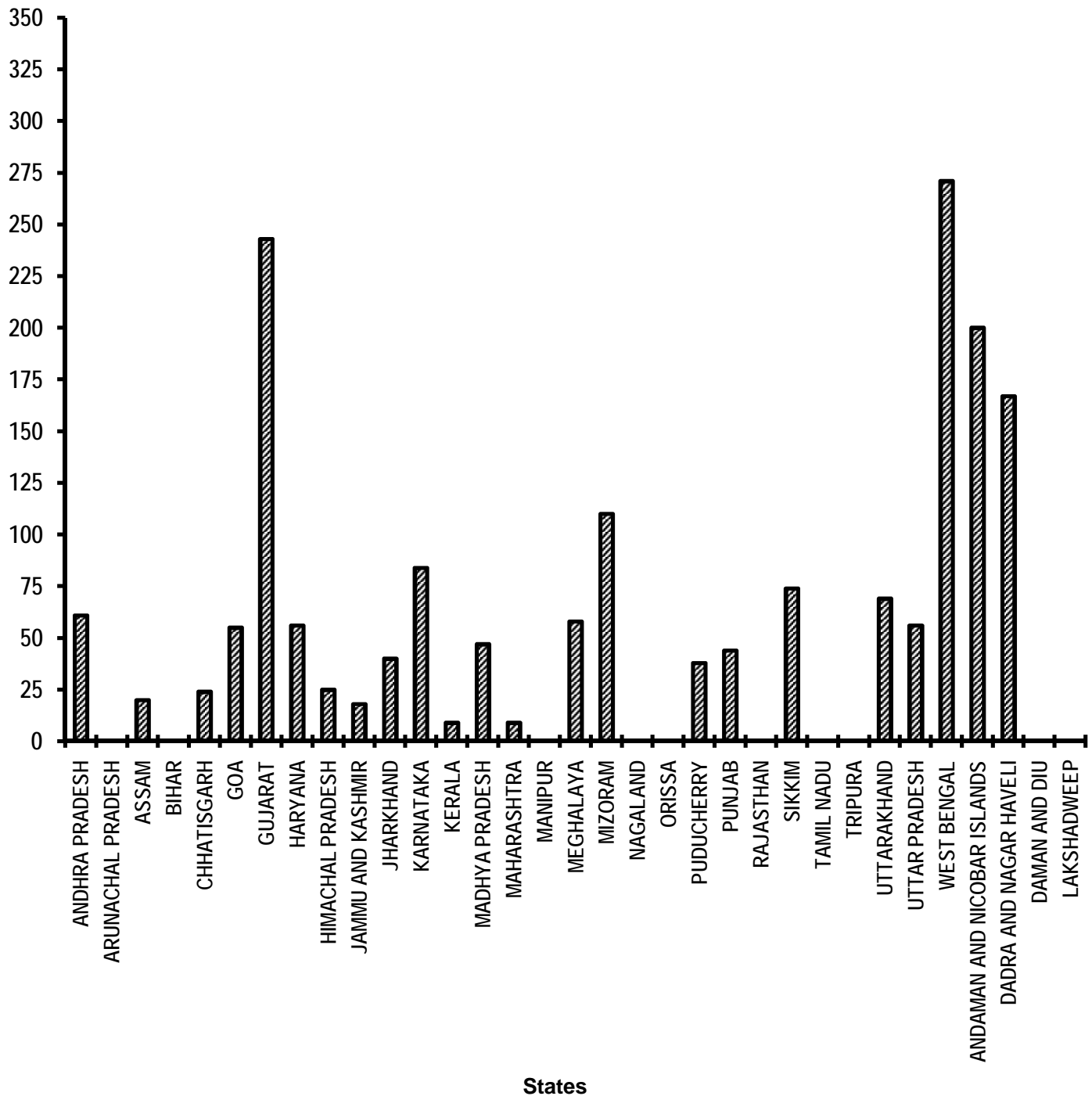


Table - 3(B)

**Self Help Groups (SHG)**  
**To whom income generating activities provided**  
**(Unit: Number)**

Sl. No.	State/UT Name	Target		Achievement	Percent Achievement
		2012-2013	April,2012-July,2012	April,2012-July,2012	April,2012-July,2012
(1)	(2)	(3)	(4)	(5)	(5)/(4)
1	ANDHRA PRADESH	9,637	2,088	1,275	61
2	ARUNACHAL PRADESH	430	94	0	0
3	ASSAM	11,189	2,424	491	20
4	BIHAR	22,924	4,967	0	0
5	CHHATISGARH	5,092	1,103	260	24
6	GOA	136	31	17	55
7	GUJARAT	3,627	786	1,908	243
8	HARYANA	2,134	462	258	56
9	HIMACHAL PRADESH	899	194	49	25
10	JAMMU AND KASHMIR	1,113	241	44	18
11	JHARKHAND	8,644	1,873	748	40
12	KARNATAKA	7,277	1,577	1,321	84
13	KERALA	3,265	707	64	9
14	MADHYA PRADESH	10,908	2,363	1,102	47
15	MAHARASHTRA	14,384	3,117	265	9
16	MANIPUR	750	163	0	0
17	MEGHALAYA	840	182	105	58
18	MIZORAM	194	42	46	110
19	NAGALAND	576	124	0	0
20	ORISSA	11,022	2,388	0	0
21	PUDUCHERRY	171	37	14	38
22	PUNJAB	1,037	225	99	44
23	RAJASTHAN	5,525	1,196	0	0
24	SIKKIM	216	46	34	74
25	TAMIL NADU	8,521	1,846	0	0
26	TRIPURA	1,354	293	0	0
27	UTTARAKHAND	1,738	377	261	69
28	UTTAR PRADESH	33,021	7,154	4,017	56
29	WEST BENGAL	12,249	2,654	7,187	271
30	ANDAMAN AND NICOBAR ISLANDS	16	3	6	200
31	DADRA AND NAGAR HAVELI	16	3	5	167
32	DAMAN AND DIU	16	3	0	0
33	LAKSHADWEEP	16	3	0	0
<b>Grand Total</b>		<b>1,78,937</b>	<b>38,766</b>	<b>19,576</b>	<b>50</b>

**Very Good:(90% or above of targets)**

GUJARAT, MIZORAM, WEST BENGAL, ANDAMAN AND NICOBAR ISLANDS, DADRA AND NAGAR HAVELI

**Good:(Between 80% to 90% targets)**

KARNATAKA

**Poor:(Below 80% of targets)**

ANDHRA PRADESH, ARUNACHAL PRADESH, ASSAM, BIHAR, CHHATISGARH, GOA, HARYANA, HIMACHAL PRADESH, JAMMU AND KASHMIR, JHARKHAND, KERALA, MADHYA PRADESH, MAHARASHTRA, MANIPUR, MEGHALAYA, NAGALAND, ORISSA, PUDUCHERRY, PUNJAB, RAJASTHAN, SIKKIM, TAMIL NADU, TRIPURA, UTTARAKHAND, UTTAR PRADESH, DAMAN AND DIU, LAKSHADWEEP



**Table - 4 (A)**

**Distribution of waste land to the landless  
(Unit: Hectare)**

		<b>Total Land Distributed (Hectare)</b>
<b>Sl. No.</b>	<b>State/UT Name</b>	<b>April,2012- July,2012</b>
<b>(1)</b>	<b>(2)</b>	<b>(3)</b>
1	ANDHRA PRADESH	0
2	ARUNACHAL PRADESH	0
3	ASSAM	0
4	BIHAR	43
5	CHHATISGARH	27,452
6	DELHI	0
7	GOA	0
8	GUJARAT	0
9	HARYANA	0
10	JAMMU AND KASHMIR	0
11	JHARKHAND	0
12	KARNATAKA	0
13	KERALA	0
14	MADHYA PRADESH	0
15	MAHARASHTRA	0
16	MANIPUR	0
17	MEGHALAYA	0
18	MIZORAM	0
19	NAGALAND	0
20	ORISSA	234
21	PUDUCHERRY	0
22	PUNJAB	0
23	RAJASTHAN	0
24	SIKKIM	0
25	TAMIL NADU	1
26	TRIPURA	0
27	UTTARAKHAND	0
28	UTTAR PRADESH	487
29	WEST BENGAL	1,055
30	ANDAMAN AND NICOBAR ISLANDS	0
31	CHANDIGARH	0
32	DADRA AND NAGAR HAVELI	5
33	DAMAN AND DIU	0
34	LAKSHADWEEP	0
<b>Grand Total</b>		<b>29,277</b>

Table 4 (B)

## Distribution of waste land to the landless

Sl. No.		State/UT Name	Land Distributed to SC (Hectare) April,2012- July,2012	Land Distributed to ST (Hectare) April,2012- July,2012	Land Distributed to Others (Hectare) April,2012- July,2012
(1)	(2)		(3)	(4)	(5)
1		ANDHRA PRADESH	0	0	0
2		ARUNACHAL PRADESH	0	0	0
3		ASSAM	0	0	0
4		BIHAR	43	0	1
5		CHHATISGARH	6,057	9,608	11,787
6		DELHI	0	0	0
7		GOA	0	0	0
8		GUJARAT	0	0	0
9		HARYANA	0	0	0
10		JAMMU AND KASHMIR	0	0	0
11		JHARKHAND	0	0	0
12		KARNATAKA	0	0	0
13		KERALA	0	0	0
14		MADHYA PRADESH	0	0	0
15		MAHARASHTRA	0	0	0
16		MANIPUR	0	0	0
17		MEGHALAYA	0	0	0
18		MIZORAM	0	0	0
19		NAGALAND	0	0	0
20		ORISSA	44	135	55
21		PUDUCHERRY	0	0	0
22		PUNJAB	0	0	0
23		RAJASTHAN	0	0	0
24		SIKKIM	0	0	0
25		TAMIL NADU	0	0	1
26		TRIPURA	0	0	0
27		UTTARAKHAND	0	0	0
28		UTTAR PRADESH	266	0	221
29		WEST BENGAL	477	167	439
30		ANDAMAN AND NICOBAR ISLANDS	0	0	0
31		CHANDIGARH	0	0	0
32		DADRA AND NAGAR HAVELI	0	0	0
33		DAMAN AND DIU	0	0	0
34		LAKSHADWEEP	0	0	0
Grand Total			6,887	9,910	12,504

Table - 5(A)

## Minimum Wages Enforcement (including Farm Labour)

Sl. No.	State/UT Name	Agriculture and Farm Workers: Inspections made (Number) April,2012-July,2012	Agriculture and Farm Workers: Irregularities detected (Number) April,2012-July,2012	Agriculture and Farm Workers: Irregularities rectified (Number) April,2012-July,2012
(1)	(2)	(3)	(4)	(5)
1	ANDHRA PRADESH	0	0	0
2	ARUNACHAL PRADESH	0	0	0
3	ASSAM	0	0	0
4	BIHAR	6,120	1,334	1,362
5	CHHATISGARH	0	0	0
6	DELHI	0	0	0
7	GOA	0	0	0
8	GUJARAT	0	0	0
9	HARYANA	0	0	0
10	HIMACHAL PRADESH	0	0	0
11	JAMMU AND KASHMIR	0	0	0
12	JHARKHAND	0	0	0
13	KARNATAKA	0	0	0
14	KERALA	0	0	0
15	MADHYA PRADESH	0	0	0
16	MAHARASHTRA	0	0	0
17	MANIPUR	155	0	0
18	MEGHALAYA	0	0	0
19	MIZORAM	0	0	0
20	NAGALAND	0	0	0
21	ORISSA	0	0	0
22	PUDUCHERRY	0	0	0
23	PUNJAB	0	0	0
24	RAJASTHAN	364	1	1
25	SIKKIM	0	0	0
26	TAMIL NADU	0	0	0
27	TRIPURA	0	0	0
28	UTTARAKHAND	57	0	0
29	UTTAR PRADESH	0	0	0
30	WEST BENGAL	0	0	0
31	ANDAMAN AND NICOBAR ISLANDS	0	0	0
32	CHANDIGARH	0	0	0
33	DADRA AND NAGAR HAVELI	0	0	0
34	DAMAN AND DIU	0	0	0
35	LAKSHADWEEP	0	0	0
<b>Grand Total</b>		<b>6,696</b>	<b>1,335</b>	<b>1,363</b>

Table - 5(B)

**Minimum Wages Enforcement (including Farm Labour)**  
(Unit: Number)

Sl. State/UT No. Name		Agriculture and Farm Workers: Claims filed (Number) April,2012- July,2012	Agriculture and Farm Workers: Claims settled (Number) April,2012- July,2012
(1)	(2)	(3)	(4)
1	ANDHRA PRADESH	0	0
2	ARUNACHAL PRADESH	0	0
3	ASSAM	0	0
4	BIHAR	323	487
5	CHHATISGARH	0	0
6	DELHI	0	0
7	GOA	0	0
8	GUJARAT	0	0
9	HARYANA	1	2
10	HIMACHAL PRADESH	0	0
11	JAMMU AND KASHMIR	0	0
12	JHARKHAND	0	0
13	KARNATAKA	0	0
14	KERALA	0	0
15	MADHYA PRADESH	0	0
16	MAHARASHTRA	0	0
17	MANIPUR	0	0
18	MEGHALAYA	0	0
19	MIZORAM	0	0
20	NAGALAND	0	0
21	ORISSA	0	0
22	PUDUCHERRY	0	0
23	PUNJAB	0	0
24	RAJASTHAN	0	0
25	SIKKIM	0	0
26	TAMIL NADU	0	0
27	TRIPURA	0	0
28	UTTARAKHAND	0	0
29	UTTAR PRADESH	0	0
30	WEST BENGAL	0	0
31	ANDAMAN AND NICOBAR ISLANDS	0	0
32	CHANDIGARH	0	0
33	DADRA AND NAGAR HAVELI	0	0
34	DAMAN AND DIU	0	0
35	LAKSHADWEEP	0	0
<b>Grand Total</b>		<b>324</b>	<b>489</b>

Table - 5(C)

## Minimum Wages Enforcement (including Farm Labour)

Sl. No.	State/UT Name	Agriculture and Farm Workers: Prosecution cases Pending (Number) April,2012-July,2012	Agriculture and Farm Workers: Prosecution cases filed (Number) April,2012-July,2012	Agriculture and Farm Workers: Prosecution cases decided (Number) April,2012-July,2012
		(3)	(4)	(5)
1	ANDHRA PRADESH	0	0	0
2	ARUNACHAL PRADESH	0	0	0
3	ASSAM	0	0	0
4	BIHAR	401	0	0
5	CHHATISGARH	0	0	0
6	DELHI	0	0	0
7	GOA	0	0	0
8	GUJARAT	0	0	0
9	HARYANA	0	0	0
10	HIMACHAL PRADESH	0	0	0
11	JAMMU AND KASHMIR	0	0	0
12	JHARKHAND	0	0	0
13	KARNATAKA	0	0	0
14	KERALA	0	0	0
15	MADHYA PRADESH	0	0	0
16	MAHARASHTRA	0	0	0
17	MANIPUR	0	0	0
18	MEGHALAYA	0	0	0
19	MIZORAM	0	0	0
20	NAGALAND	0	0	0
21	ORISSA	0	0	0
22	PUDUCHERRY	0	0	0
23	PUNJAB	0	0	0
24	RAJASTHAN	0	0	0
25	SIKKIM	0	0	0
26	TAMIL NADU	0	0	0
27	TRIPURA	0	0	0
28	UTTARAKHAND	15	0	0
29	UTTAR PRADESH	0	0	0
30	WEST BENGAL	0	0	0
31	ANDAMAN AND NICOBAR ISLANDS	7	0	1
32	CHANDIGARH	0	0	0
33	DADRA AND NAGAR HAVELI	0	0	0
34	DAMAN AND DIU	0	0	0
35	LAKSHADWEEP	0	0	0
Grand Total		423	0	1

# Food Security: Targeted Public Distribution System (APL+BPL+AAY)

## Off take

% Achievement of Target  
During April - July 2012

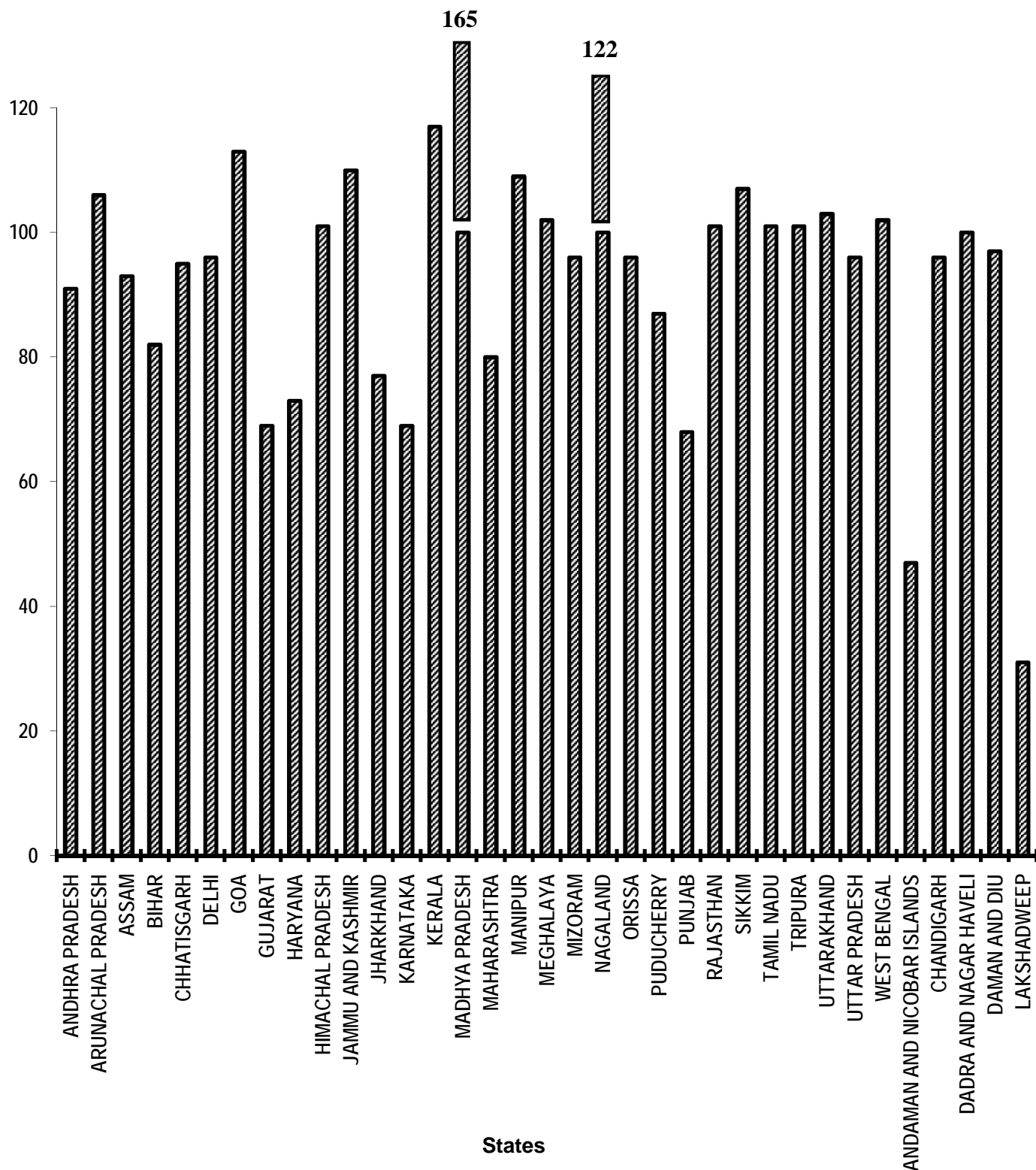


Table - 6(A)

## Food security-Targeted Public Distribution system (APL+BPL+AAY)

Sl. No.	State/UT Name	Allocation of Food Grains (Tonnes) April,2012-July,2012	Off take (Tonnes) April,2012-July,2012	Percentage of offtake w.r.t. Allocation of Food Grains
(1)	(2)	(3)	(4)	(5)
1	ANDHRA PRADESH	12,74,272	11,62,347	91
2	ARUNACHAL PRADESH	33,852	35,777	106
3	ASSAM	6,28,952	5,83,336	93
4	BIHAR	12,34,624	10,11,402	82
5	CHHATISGARH	4,14,704	3,94,383	95
6	DELHI	1,99,640	1,91,756	96
7	GOA	21,012	23,766	113
8	GUJARAT	6,95,036	4,80,393	69
9	HARYANA	2,52,004	1,83,903	73
10	HIMACHAL PRADESH	1,75,980	1,78,104	101
11	JAMMU AND KASHMIR	2,52,268	2,78,008	110
12	JHARKHAND	4,52,884	3,47,840	77
13	KARNATAKA	11,73,776	8,07,863	69
14	KERALA	4,90,896	5,73,377	117
15	MADHYA PRADESH	9,12,172	15,03,569	165
16	MAHARASHTRA	16,46,348	13,20,749	80
17	MANIPUR	56,984	62,008	109
18	MEGHALAYA	62,860	64,114	102
19	MIZORAM	23,380	22,481	96
20	NAGALAND	42,292	51,537	122
21	ORISSA	7,31,992	7,03,055	96
22	PUDUCHERRY	20,104	17,498	87
23	PUNJAB	2,75,992	1,87,493	68
24	RAJASTHAN	7,26,500	7,35,797	101
25	SIKKIM	14,760	15,789	107
26	TAMIL NADU	12,40,944	12,51,460	101
27	TRIPURA	1,01,080	1,01,629	101
28	UTTARAKHAND	1,74,664	1,80,504	103
29	UTTAR PRADESH	24,22,840	23,27,817	96
30	WEST BENGAL	12,85,732	13,13,957	102
31	ANDAMAN AND NICOBAR ISLANDS	11,340	5,324	47
32	CHANDIGARH	12,260	11,739	96
33	DADRA AND NAGAR HAVELI	3,488	3,489	100
34	DAMAN AND DIU	1,884	1,822	97
35	LAKSHADWEEP	3,540	1,100	31
Grand Total		1,70,71,056	1,61,35,186	95

Very Good:(90% or above of targets)

ANDHRA PRADESH, ARUNACHAL PRADESH, ASSAM, CHHATISGARH, DELHI, GOA, HIMACHAL PRADESH, JAMMU AND KASHMIR, KERALA, MADHYA PRADESH, MANIPUR, MEGHALAYA, MIZORAM, NAGALAND, ORISSA, RAJASTHAN, SIKKIM, TAMIL NADU, TRIPURA, UTTARAKHAND, UTTAR PRADESH, WEST BENGAL, CHANDIGARH, DADRA AND NAGAR HAVELI, DAMAN AND DIU

Good:(Between 80% to 90% targets)

BIHAR, MAHARASHTRA, PUDUCHERRY

Poor:(Below 80% of targets)

GUJARAT, HARYANA, JHARKHAND, KARNATAKA, PUNJAB, ANDAMAN AND NICOBAR ISLANDS, LAKSHADWEEP

# Food Security: Targeted Public Distribution System (Only Antyodaya Anna Yojana)

## Off take

% Achievement of Target  
During April - July 2012

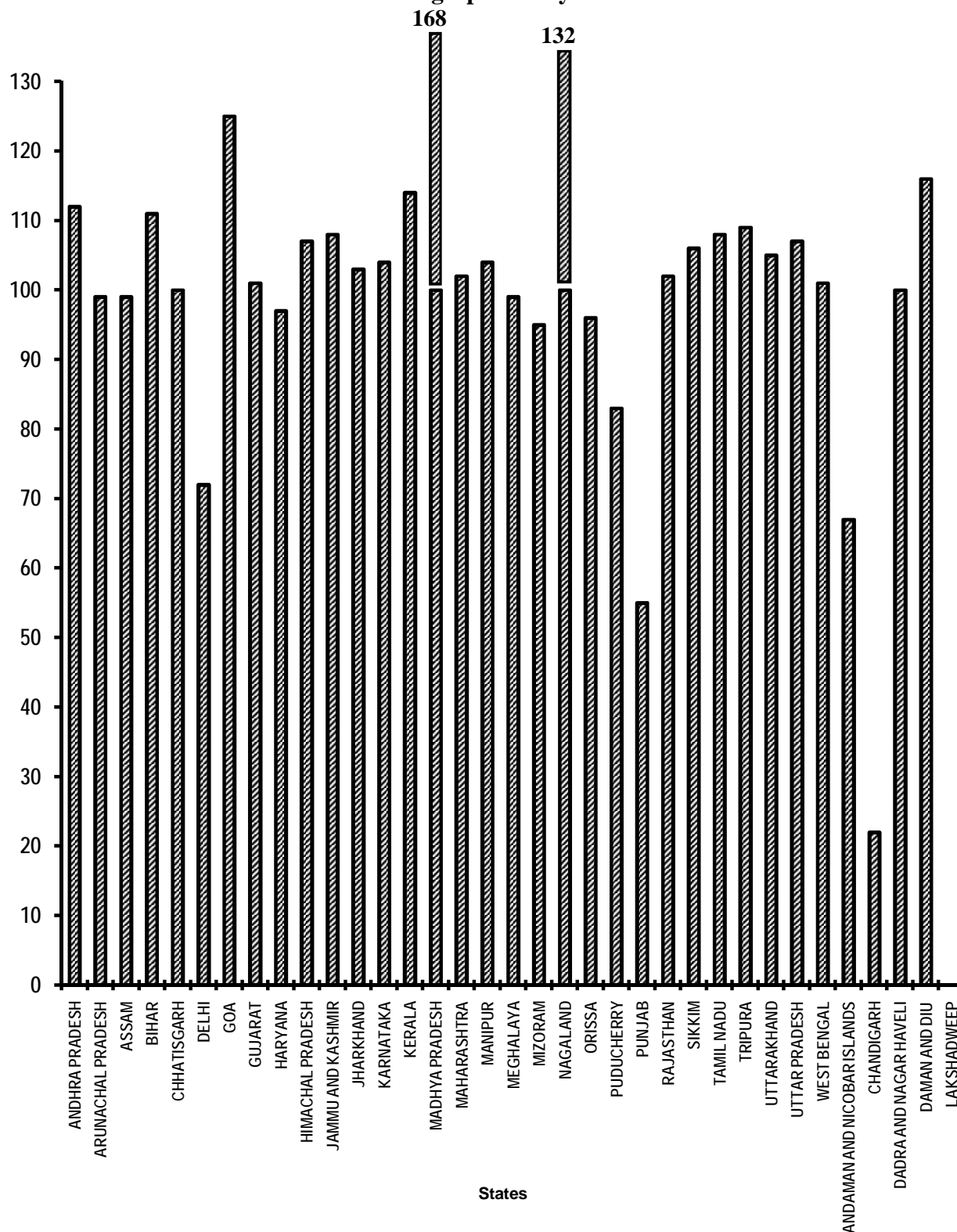




Table - 6(B)

## Food security-Targeted Public Distribution system (only AAY)

Sl. No.	State/UT Name	Allocation of Food Grains (Tonnes) April,2012-July,2012	Off take (Tonnes) April,2012-July,2012	Percentage of offtake w.r.t. Allocation of Food Grains
(1)	(2)	(3)	(4)	(5)
1	ANDHRA PRADESH	2,18,096	2,44,123	112
2	ARUNACHAL PRADESH	5,324	5,282	99
3	ASSAM	98,564	97,766	99
4	BIHAR	3,50,140	3,90,261	111
5	CHHATISGARH	1,00,648	1,00,648	100
6	DELHI	21,028	15,141	72
7	GOA	2,036	2,545	125
8	GUJARAT	1,13,360	1,14,145	101
9	HARYANA	40,940	39,573	97
10	HIMACHAL PRADESH	27,580	29,597	107
11	JAMMU AND KASHMIR	35,796	38,744	108
12	JHARKHAND	1,28,508	1,32,558	103
13	KARNATAKA	1,59,272	1,65,178	104
14	KERALA	83,420	95,439	114
15	MADHYA PRADESH	2,21,420	3,71,996	168
16	MAHARASHTRA	3,44,960	3,50,631	102
17	MANIPUR	8,908	9,260	104
18	MEGHALAYA	9,828	9,744	99
19	MIZORAM	3,640	3,440	95
20	NAGALAND	6,656	8,789	132
21	ORISSA	1,77,040	1,69,764	96
22	PUDUCHERRY	4,516	3,768	83
23	PUNJAB	25,120	13,745	55
24	RAJASTHAN	1,30,496	1,33,337	102
25	SIKKIM	2,312	2,447	106
26	TAMIL NADU	2,61,048	2,82,727	108
27	TRIPURA	15,840	17,297	109
28	UTTARAKHAND	26,728	27,941	105
29	UTTAR PRADESH	5,73,160	6,13,578	107
30	WEST BENGAL	2,07,228	2,08,674	101
31	ANDAMAN AND NICOBAR ISLANDS	600	400	67
32	CHANDIGARH	208	45	22
33	DADRA AND NAGAR HAVELI	732	732	100
34	DAMAN AND DIU	212	245	116
35	LAKSHADWEEP	168	0	0
<b>Grand Total</b>		<b>34,05,532</b>	<b>36,99,560</b>	<b>109</b>

Very Good:(90% or above of targets)

ANDHRA PRADESH, ARUNACHAL PRADESH, ASSAM, BIHAR, CHHATISGARH, GOA, GUJARAT, HARYANA, HIMACHAL PRADESH, JAMMU AND KASHMIR, JHARKHAND, KARNATAKA, KERALA, MADHYA PRADESH, MAHARASHTRA, MANIPUR, MEGHALAYA, MIZORAM, NAGALAND, ORISSA, RAJASTHAN, SIKKIM, TAMIL NADU, TRIPURA, UTTARAKHAND, UTTAR PRADESH, WEST BENGAL, DADRA AND NAGAR HAVELI, DAMAN AND DIU

Good:(Between 80% to 90% targets)

PUDUCHERRY

Poor:(Below 80% of targets)

DELHI, PUNJAB, ANDAMAN AND NICOBAR ISLANDS, CHANDIGARH, LAKSHADWEEP

# Food Security: Targeted Public Distribution System (Only BPL)

Off take

% Achievement of Target  
During April - July 2012

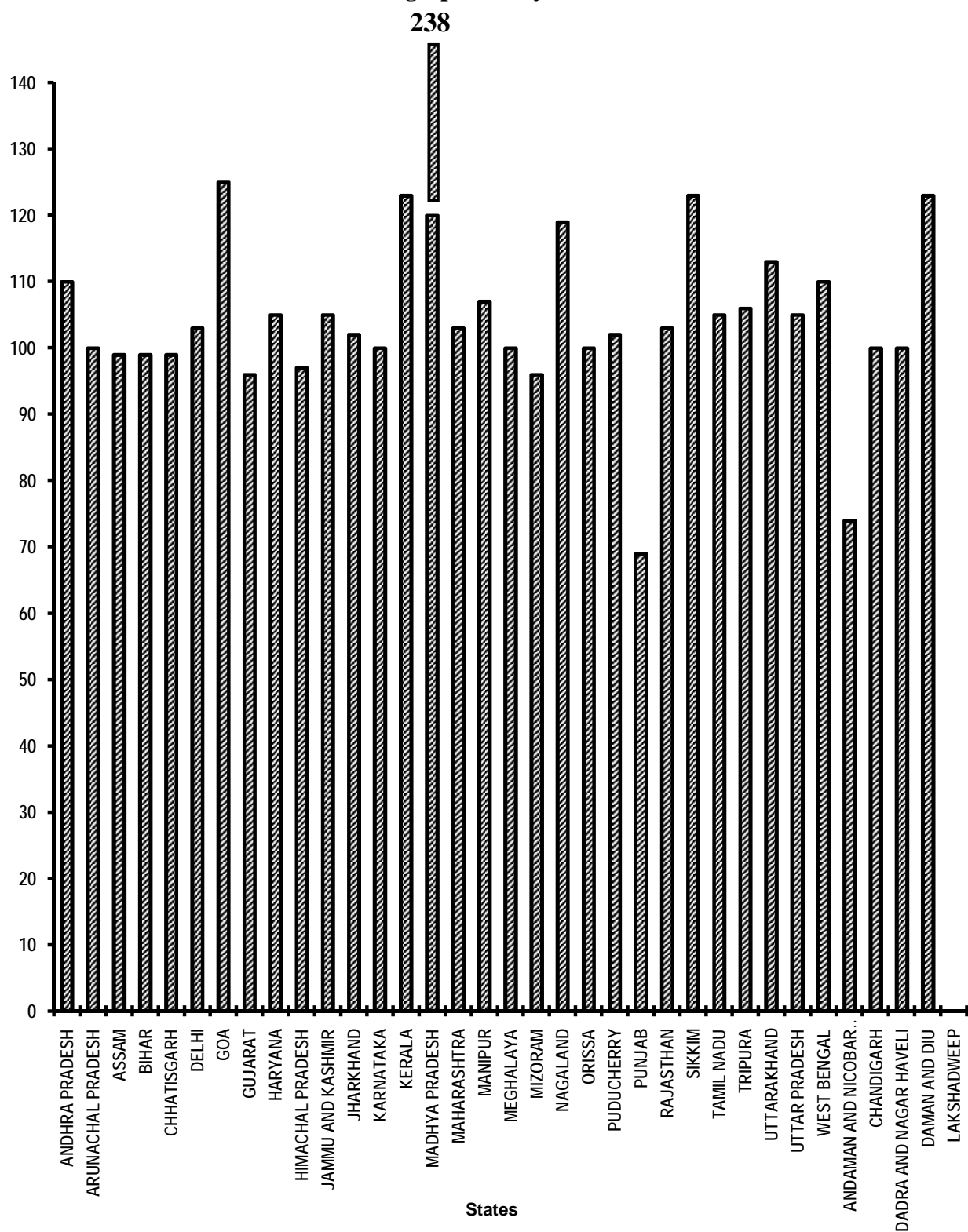


Table - 6(C)

## Food Security - Targeted Public Distribution System (Only BPL)

Sl. No.	State/UT Name	Allocation of Food Grains (Tonnes) April,2012-July,2012	Off take (Tonnes) April,2012-July,2012	Percentage of offtake w.r.t. Allocation of Food Grains
(1)	(2)	(3)	(4)	(5)
1	ANDHRA PRADESH	3,50,696	3,84,528	110
2	ARUNACHAL PRADESH	8,508	8,511	100
3	ASSAM	1,58,408	1,57,059	99
4	BIHAR	5,63,124	5,57,037	99
5	CHHATISGARH	1,61,896	1,59,560	99
6	DELHI	36,232	37,219	103
7	GOA	1,844	2,305	125
8	GUJARAT	1,83,456	1,76,549	96
9	HARYANA	69,524	72,658	105
10	HIMACHAL PRADESH	44,380	43,048	97
11	JAMMU AND KASHMIR	67,232	70,273	105
12	JHARKHAND	2,06,656	2,09,766	102
13	KARNATAKA	2,78,820	2,78,403	100
14	KERALA	1,34,116	1,65,379	123
15	MADHYA PRADESH	3,56,072	8,45,763	238
16	MAHARASHTRA	5,69,808	5,85,966	103
17	MANIPUR	14,336	15,371	107
18	MEGHALAYA	15,792	15,792	100
19	MIZORAM	5,880	5,630	96
20	NAGALAND	10,704	12,786	119
21	ORISSA	3,88,524	3,88,524	100
22	PUDUCHERRY	7,188	7,306	102
23	PUNJAB	40,392	27,887	69
24	RAJASTHAN	2,09,844	2,16,981	103
25	SIKKIM	3,768	4,642	123
26	TAMIL NADU	4,19,744	4,39,476	105
27	TRIPURA	25,460	27,092	106
28	UTTARAKHAND	42,996	48,645	113
29	UTTAR PRADESH	9,21,900	9,71,659	105
30	WEST BENGAL	5,17,860	5,68,966	110
31	ANDAMAN AND NICOBAR ISLANDS	1,780	1,324	74
32	CHANDIGARH	1,252	1,252	100
33	DADRA AND NAGAR HAVELI	1,676	1,677	100
34	DAMAN AND DIU	348	428	123
35	LAKSHADWEEP	252	0	0
Grand Total		58,20,468	65,09,462	112

Very Good:(90% or above of targets)

ANDHRA PRADESH, ARUNACHAL PRADESH, ASSAM, BIHAR, CHHATISGARH, DELHI, GOA, GUJARAT, HARYANA, HIMACHAL PRADESH, JAMMU AND KASHMIR, JHARKHAND, KARNATAKA, KERALA, MADHYA PRADESH, MAHARASHTRA, MANIPUR, MEGHALAYA, MIZORAM, NAGALAND, ORISSA, PUDUCHERRY, RAJASTHAN, SIKKIM, TAMIL NADU, TRIPURA, UTTARAKHAND, UTTAR PRADESH, WEST BENGAL, CHANDIGARH, DADRA AND NAGAR HAVELI, DAMAN AND DIU

Poor:(Below 80% of targets)

PUNJAB, ANDAMAN AND NICOBAR ISLANDS, LAKSHADWEEP

# Rural Housing - Indira Awaas Yojana

Houses constructed

% Achievement of Target

During April - July 2012

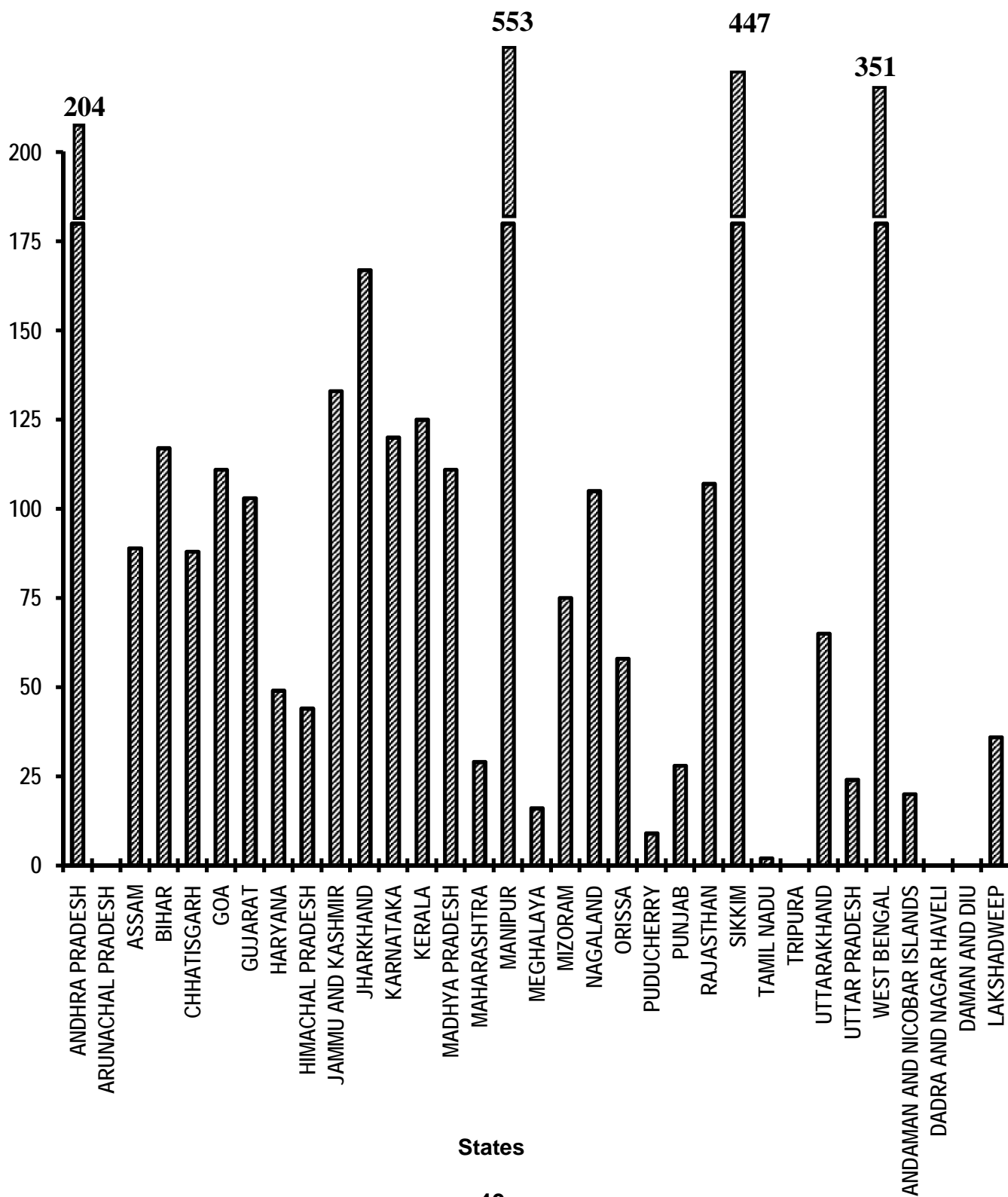


Table - 7

**Rural Housing - Indira Awaas Yojana**  
**Houses constructed**  
**(Unit: Number)**

		Target		Achievement	Percent Achievement
Sl. No.	State/UT Name	2012-2013	April,2012-July,2012	April,2012-July,2012	April,2012-July,2012
(1)	(2)	(3)	(4)	(5)	(5)/(4)
1	ANDHRA PRADESH	2,70,399	45,067	91,891	204
2	ARUNACHAL PRADESH	8,339	1,390	0	0
3	ASSAM	1,84,408	30,735	27,463	89
4	BIHAR	8,16,305	1,36,052	1,59,181	117
5	CHHATISGARH	41,511	6,918	6,110	88
6	GOA	1,714	285	316	111
7	GUJARAT	1,36,470	22,745	23,487	103
8	HARYANA	19,163	3,194	1,580	49
9	HIMACHAL PRADESH	6,271	1,045	463	44
10	JAMMU AND KASHMIR	19,476	3,246	4,327	133
11	JHARKHAND	69,503	11,582	19,316	167
12	KARNATAKA	1,07,210	17,868	21,399	120
13	KERALA	59,620	9,936	12,382	125
14	MADHYA PRADESH	84,358	14,060	15,625	111
15	MAHARASHTRA	1,67,379	27,896	8,179	29
16	MANIPUR	7,238	1,206	6,672	553
17	MEGHALAYA	12,608	2,101	344	16
18	MIZORAM	2,687	448	336	75
19	NAGALAND	8,343	1,390	1,462	105
20	ORISSA	1,55,363	25,893	14,995	58
21	PUDUCHERRY	1,318	220	20	9
22	PUNJAB	23,696	3,949	1,087	28
23	RAJASTHAN	68,578	11,430	12,183	107
24	SIKKIM	1,596	266	1,189	447
25	TAMIL NADU	1,11,410	18,568	303	2
26	TRIPURA	16,245	2,708	0	0
27	UTTARAKHAND	17,162	2,860	1,873	65
28	UTTAR PRADESH	3,68,322	61,385	15,012	24
29	WEST BENGAL	2,19,553	36,592	1,28,394	351
30	ANDAMAN AND NICOBAR ISLANDS	2,646	441	90	20
31	DADRA AND NAGAR HAVELI	441	73	0	0
32	DAMAN AND DIU	197	33	0	0
33	LAKSHADWEEP	171	28	10	36
<b>Grand Total</b>		<b>30,09,700</b>	<b>5,01,610</b>	<b>5,75,689</b>	<b>115</b>

**Very Good:(90% or above of targets)**

ANDHRA PRADESH, BIHAR, GOA, GUJARAT, JAMMU AND KASHMIR, JHARKHAND, KARNATAKA, KERALA, MADHYA PRADESH, MANIPUR, NAGALAND, RAJASTHAN, SIKKIM, WEST BENGAL

**Good:(Between 80% to 90% targets)**

ASSAM, CHHATISGARH

**Poor:(Below 80% of targets)**

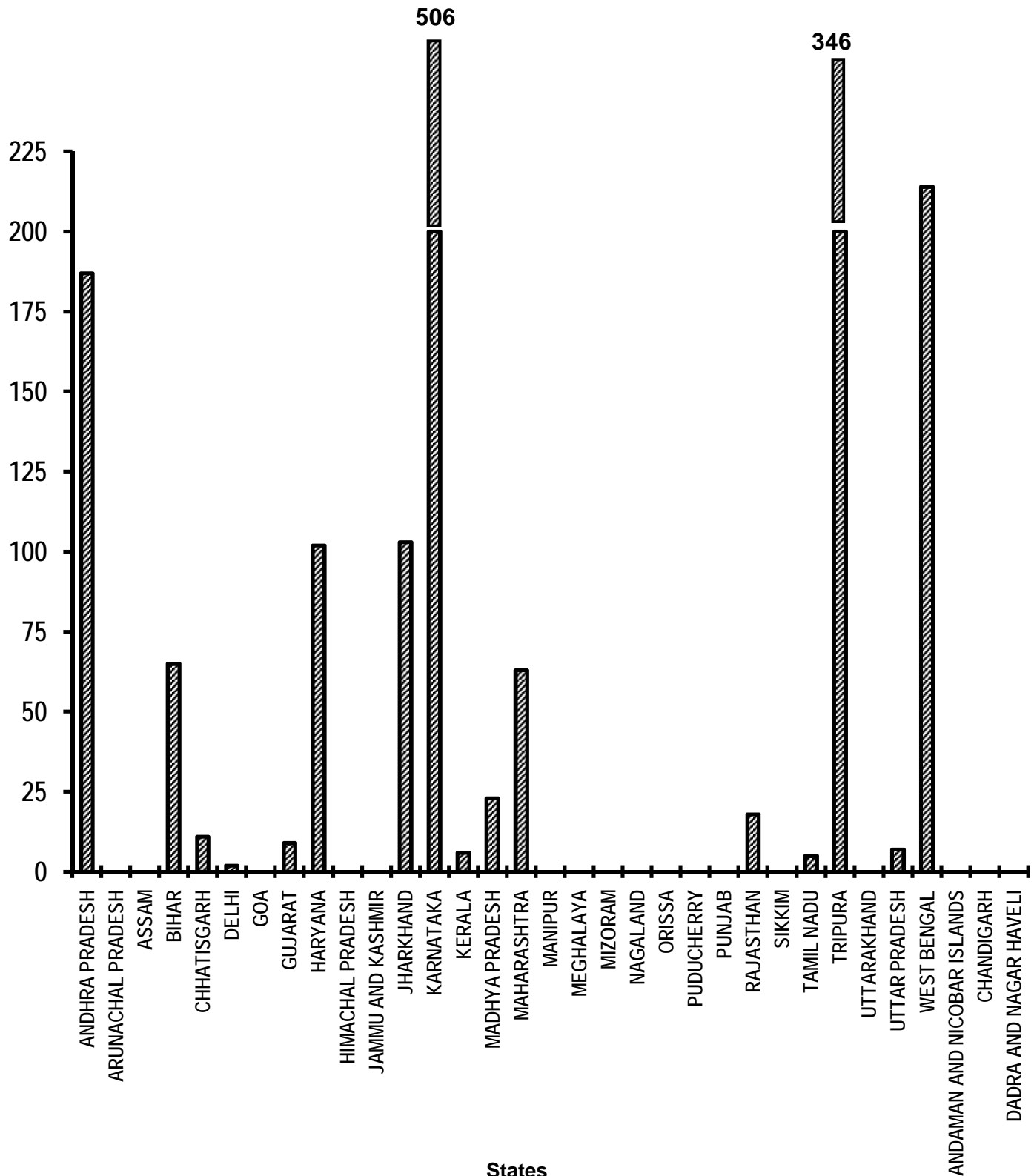
ARUNACHAL PRADESH, HARYANA, HIMACHAL PRADESH, MAHARASHTRA, MEGHALAYA, MIZORAM, ORISSA, PUDUCHERRY, PUNJAB, TAMIL NADU, TRIPURA, UTTARAKHAND, UTTAR PRADESH, ANDAMAN AND NICOBAR ISLANDS, DADRA AND NAGAR HAVELI, DAMAN AND DIU, LAKSHADWEEP

# EWS/LIG Houses in Urban Areas

Houses constructed

% Achievement of Target

During April - July 2012



States

42

Table - 8

**EWS/LIG Houses in Urban Areas**  
**Houses constructed**  
**(Unit: Number)**

Sl. No.	State/UT Name	Target		Achievement	Percent Achievement
		2012-2013	April,2012-July,2012	April,2012-July,2012	April,2012-July,2012
(1)	(2)	(3)	(4)	(5)	(5)/(4)
1	ANDHRA PRADESH	12,500	4,165	7,781	187
2	ARUNACHAL PRADESH	225	74	0	0
3	ASSAM	1,900	633	0	0
4	BIHAR	11,000	3,666	2,367	65
5	CHHATISGARH	11,000	3,666	416	11
6	DELHI	12,500	4,166	100	2
7	GOA	35	11	0	0
8	GUJARAT	12,500	4,166	367	9
9	HARYANA	2,075	691	707	102
10	HIMACHAL PRADESH	375	124	0	0
11	JAMMU AND KASHMIR	2,500	833	0	0
12	JHARKHAND	5,000	1,666	1,711	103
13	KARNATAKA	2,500	833	4,215	506
14	KERALA	5,000	1,666	97	6
15	MADHYA PRADESH	12,500	4,166	976	23
16	MAHARASHTRA	40,000	13,333	8,417	63
17	MANIPUR	1,000	333	0	0
18	MEGHALAYA	250	82	0	0
19	MIZORAM	500	166	0	0
20	NAGALAND	750	250	0	0
21	ORISSA	2,250	749	0	0
22	PUDUCHERRY	550	182	0	0
23	PUNJAB	4,000	1,333	0	0
24	RAJASTHAN	7,500	2,500	447	18
25	SIKKIM	60	20	0	0
26	TAMIL NADU	15,000	5,000	267	5
27	TRIPURA	250	82	284	346
28	UTTARAKHAND	1,250	416	0	0
29	UTTAR PRADESH	15,000	5,000	350	7
30	WEST BENGAL	17,500	5,833	12,480	214
31	ANDAMAN AND NICOBAR ISLANDS	10	3	0	0
32	CHANDIGARH	2,500	833	0	0
33	DADRA AND NAGAR HAVELI	20	6	0	0
<b>Grand Total</b>		<b>2,00,000</b>	<b>66,647</b>	<b>40,982</b>	<b>61</b>

**Very Good:(90% or above of targets)**

ANDHRA PRADESH, HARYANA, JHARKHAND, KARNATAKA, TRIPURA, WEST BENGAL

**Poor:(Below 80% of targets)**

ARUNACHAL PRADESH, ASSAM, BIHAR, CHHATISGARH, DELHI, GOA, GUJARAT, HIMACHAL PRADESH, JAMMU AND KASHMIR, KERALA, MADHYA PRADESH, MAHARASHTRA, MANIPUR, MEGHALAYA, MIZORAM, NAGALAND, ORISSA, PUDUCHERRY, PUNJAB, RAJASTHAN, SIKKIM, TAMIL NADU, UTTARAKHAND, UTTAR PRADESH, ANDAMAN AND NICOBAR ISLANDS, CHANDIGARH, DADRA AND NAGAR HAVELI

# Rural Areas- National Rural Drinking Water Programme (NRDWP)

Habitations covered (Partially Covered & Slipped back)

% Achievement of Target

During April - July 2012

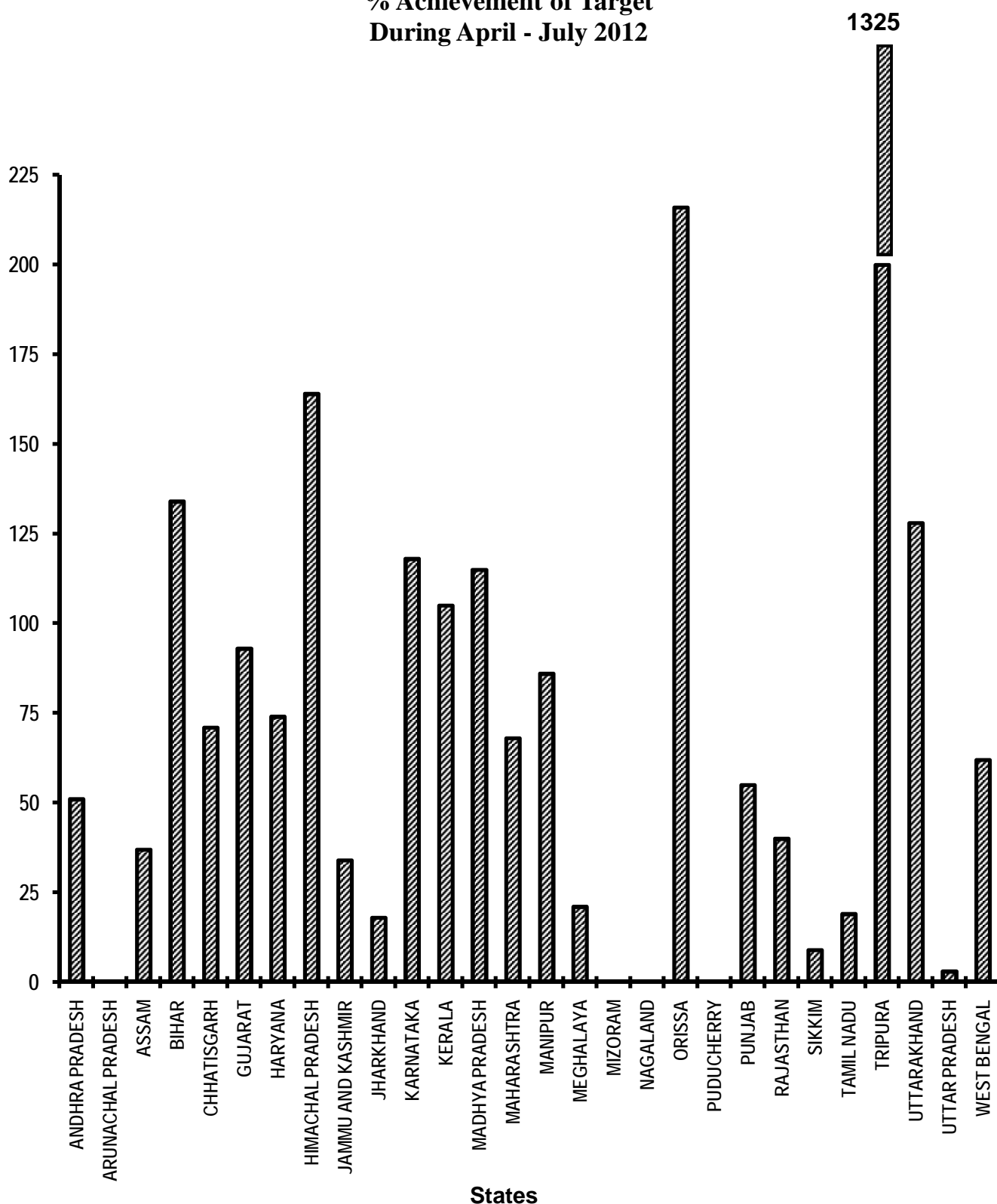




Table - 9(A)

**Rural Areas: National Rural Drinking Water Programme (NRDWP)**  
**Habitations covered (Partially covered & Slipped back)**  
**(Unit: Number)**

Sl. No.	State/UT Name	Target		Achievement	Percent Achievement
		2012-2013	April,2012-July,2012	April,2012-July,2012	April,2012-July,2012
(1)	(2)	(3)	(4)	(5)	(5)/(4)
1	ANDHRA PRADESH	5,096	848	431	51
2	ARUNACHAL PRADESH	292	48	0	0
3	ASSAM	3,693	615	225	37
4	BIHAR	8,915	1,485	1,992	134
5	CHHATISGARH	5,973	995	702	71
6	GUJARAT	795	133	124	93
7	HARYANA	940	156	116*	74
8	HIMACHAL PRADESH	2,530	421	689	164
9	JAMMU AND KASHMIR	1,042	173	59	34
10	JHARKHAND	16,157	2,693	474	18
11	KARNATAKA	6,027	1,003	1,179	118
12	KERALA	635	105	110	105
13	MADHYA PRADESH	16,150	2,691	3,098	115
14	MAHARASHTRA	4,980	830	564	68
15	MANIPUR	250	42	36	86
16	MEGHALAYA	540	90	19	21
17	MIZORAM	57	8	0	0
18	NAGALAND	71	12	0	0
19	ORISSA	6,709	1,118	2,412	216
20	PUDUCHERRY	23	7	0	0
21	PUNJAB	1,440	240	132	55
22	RAJASTHAN	1,069	178	72	40
23	SIKKIM	270	45	4	9
24	TAMIL NADU	6,396	1,065	207	19
25	TRIPURA	18	4	53	1,325
26	UTTARAKHAND	1,075	178	227	128
27	UTTAR PRADESH	23,150	3,858	106	3
28	WEST BENGAL	846	140	87	62
<b>Grand Total</b>		<b>1,15,139</b>	<b>19,181</b>	<b>13,118</b>	<b>68</b>

**Very Good:(90% or above of targets)**

BIHAR, GUJARAT, HIMACHAL PRADESH, KARNATAKA, KERALA, MADHYA PRADESH, ORISSA, TRIPURA, UTTARAKHAND

**Good:(Between 80% to 90% targets)**

MANIPUR

**Poor:(Below 80% of targets)**

ANDHRA PRADESH, ARUNACHAL PRADESH, ASSAM, CHHATISGARH, HARYANA, JAMMU AND KASHMIR, JHARKHAND, MAHARASHTRA, MEGHALAYA, MIZORAM, NAGALAND, PUDUCHERRY, PUNJAB, RAJASTHAN, SIKKIM, TAMIL NADU, UTTAR PRADESH, WEST BENGAL

**\*Note: Figures have been reconciled with that of M/o Drinking Water and Sanitation**

# Rural Areas- National Rural Drinking Water Programme (NRDWP)

## Coverage of Water Quality Affected Habitations

% Achievement of Target

During April - July 2012

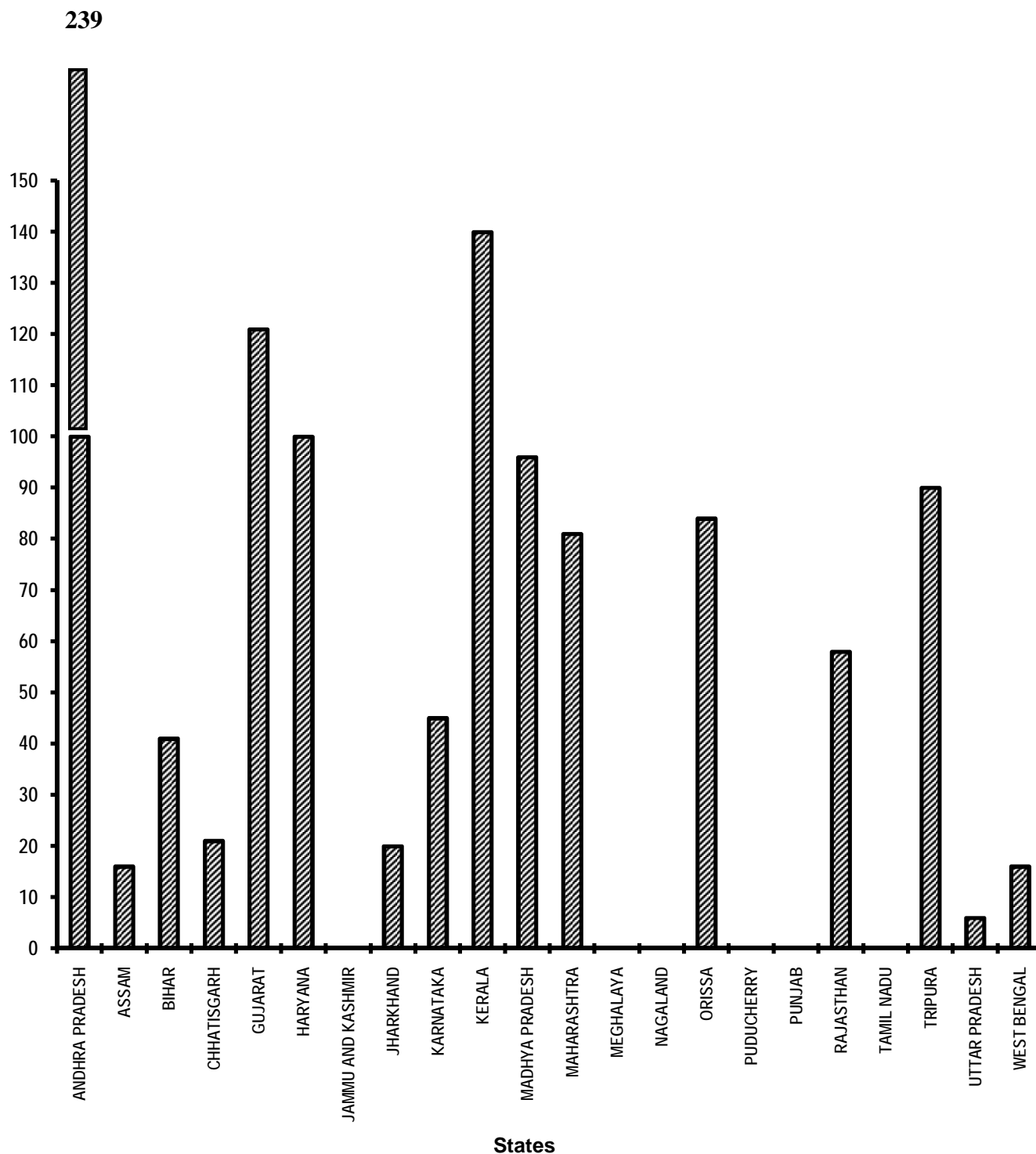


Table - 9(B)

**Rural Areas: National Rural Drinking Water Programme (NRDWP)**  
**Coverage of water quality affected habitations**  
**(Unit: Number)**

Sl. No.	State/UT Name	Target		Achievement	Percent Achievement
		2012-2013	April,2012-July,2012	April,2012-July,2012	April,2012-July,2012
(1)	(2)	(3)	(4)	(5)	(5)/(4)
1	ANDHRA PRADESH	170	28	67	239
2	ASSAM	3,537	589	92	16
3	BIHAR	6,100	1,016	415	41
4	CHHATISGARH	4,589	765	158	21
5	GUJARAT	225	38	46	121
6	HARYANA	10	2	2*	100
7	JAMMU AND KASHMIR	25	4	0	0
8	JHARKHAND	389	64	13	20
9	KARNATAKA	2,218	369	166	45
10	KERALA	61	10	14	140
11	MADHYA PRADESH	835	138	133*	96
12	MAHARASHTRA	774	128	104	81
13	MEGHALAYA	40	6	0	0
14	NAGALAND	30	5	0	0
15	ORISSA	2,407	400	336	84
16	PUDUCHERRY	7	2	0	0
17	PUNJAB	33	5	0	0
18	RAJASTHAN	1,500	250	144	58
19	TAMIL NADU	64	10	0	0
20	TRIPURA	1,034	172	154	90
21	UTTAR PRADESH	850	141	8	6
22	WEST BENGAL	1,623	270	44	16
<b>Grand Total</b>		26,521	4,412	1,896	43

**Very Good:(90% or above of targets)**

ANDHRA PRADESH, GUJARAT, HARYANA, KERALA, MADHYA PRADESH, TRIPURA

**Good:(Between 80% to 90% targets)**

MAHARASHTRA, ORISSA

**Poor:(Below 80% of targets)**

ASSAM, BIHAR, CHHATISGARH, JAMMU AND KASHMIR, JHARKHAND, KARNATAKA, MEGHALAYA, NAGALAND, PUDUCHERRY, PUNJAB, RAJASTHAN, TAMIL NADU, UTTAR PRADESH, WEST BENGAL

**\*Note: Figures have been reconciled with that of M/o Drinking Water and Sanitation**

Table - 10

**Sanitation Programme in Rural Areas**  
(Unit: Number)

Sl. No.	State/UT Name	Individual Household latrines constructed (Number) April,2012- July,2012
(1)	(2)	(3)
1	ANDHRA PRADESH	96,989
2	ARUNACHAL PRADESH	2,129
3	ASSAM	89,284
4	BIHAR	3,30,742
5	CHHATISGARH	14,374
6	DELHI	0
7	GOA	0
8	GUJARAT	53,509
9	HARYANA	8,774
10	HIMACHAL PRADESH	3,747
11	JAMMU AND KASHMIR	1,899
12	JHARKHAND	14,647
13	KARNATAKA	58,055
14	KERALA	0
15	MADHYA PRADESH	1,85,672
16	MAHARASHTRA	69,503
17	MANIPUR	10,133
18	MEGHALAYA	1,221
19	MIZORAM	2,384
20	NAGALAND	3,089
21	ORISSA	83,121
22	PUDUCHERRY	0
23	PUNJAB	9,991
24	RAJASTHAN	92,951
25	SIKKIM	0
26	TAMIL NADU	1,24,342
27	TRIPURA	237
28	UTTARAKHAND	27,757
29	UTTAR PRADESH	30,819
30	WEST BENGAL	2,08,671
31	ANDAMAN AND NICOBAR ISLANDS	0
32	CHANDIGARH	0
33	DADRA AND NAGAR HAVELI	37
34	DAMAN AND DIU	0
35	LAKSHADWEEP	0
<b>Grand Total</b>		<b>15,24,077</b>

Table - 11

**Institutional Delivery**  
(Unit: Number)

		Delivery in institutions (Number)
Sl. No.	State/UT Name	April,2012- July,2012
(1)	(2)	(3)
1	ANDHRA PRADESH	4,44,193
2	ARUNACHAL PRADESH	0
3	ASSAM	0
4	BIHAR	85,591
5	CHHATISGARH	61,525
6	DELHI	84,461
7	GOA	5,697
8	GUJARAT	3,40,472
9	HARYANA	73,275
10	HIMACHAL PRADESH	21,047
11	JAMMU AND KASHMIR	50,104
12	JHARKHAND	95,553
13	KARNATAKA	2,36,431
14	KERALA	1,49,904
15	MADHYA PRADESH	2,34,347
16	MAHARASHTRA	8,60,469
17	MANIPUR	6,506
18	MEGHALAYA	2,474
19	MIZORAM	3,924
20	NAGALAND	3,593
21	ORISSA	2,03,441
22	PUDUCHERRY	12,170
23	PUNJAB	75,911
24	RAJASTHAN	2,91,718
25	SIKKIM	2,146
26	TAMIL NADU	3,41,936
27	TRIPURA	14,033
28	UTTARAKHAND	29,780
29	UTTAR PRADESH	6,72,664
30	WEST BENGAL	1,93,046
31	ANDAMAN AND NICOBAR ISLANDS	1,636
32	CHANDIGARH	6,861
33	DADRA AND NAGAR HAVELI	1,361
34	DAMAN AND DIU	570
35	LAKSHADWEEP	162
<b>Grand Total</b>		<b>46,07,001</b>

# SC Families Assisted

% Achievement of Target  
During April - June 2012

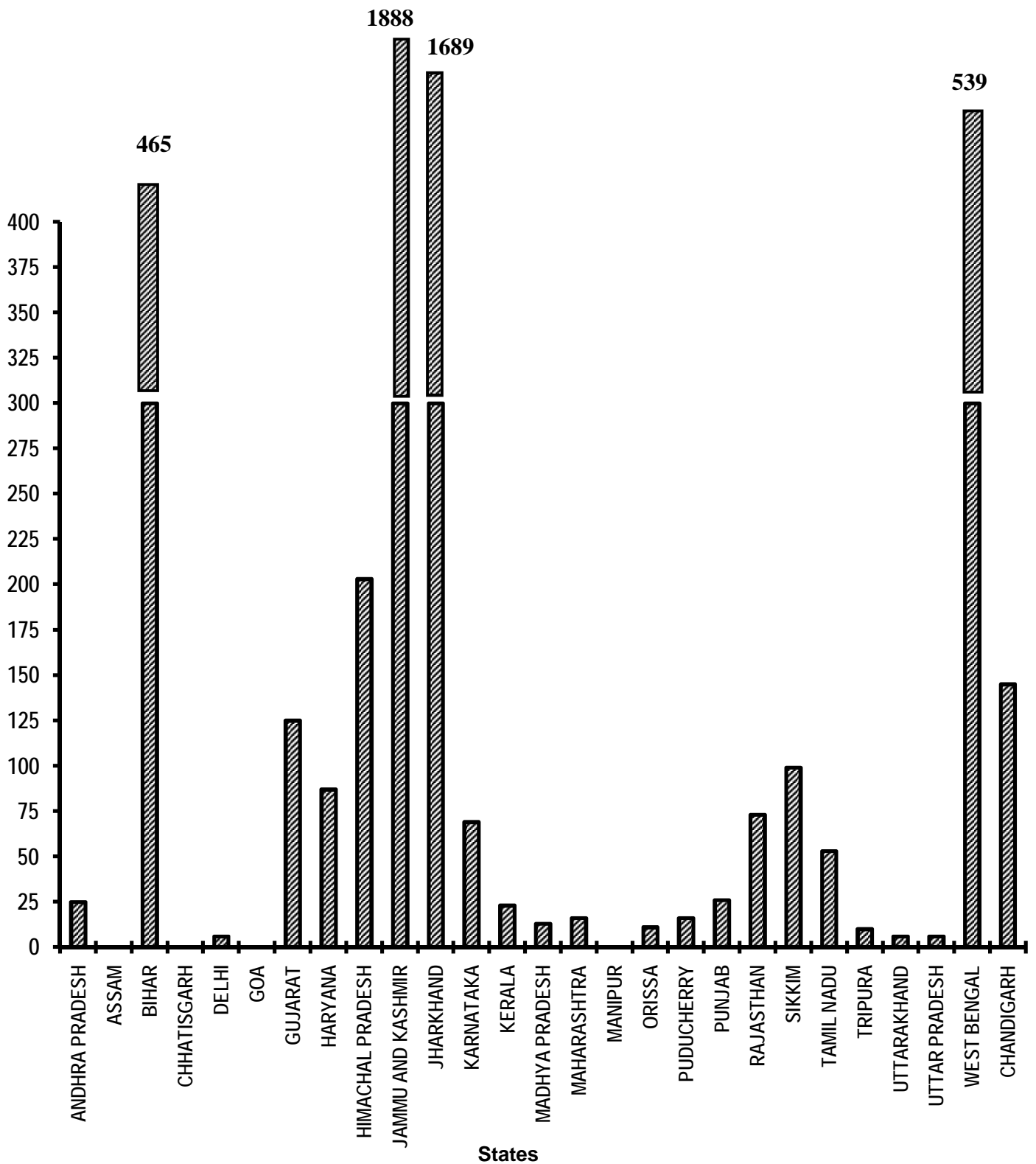


Table - 12

**SC Families Assisted**  
(Unit: Number)

Sl. No.	State/UT Name	Target		Achievement	Percent Achievement
		2012-2013	April,2012-July,2012	April,2012-July,2012	April,2012-July,2012
(1)	(2)	(3)	(4)	(5)	(5)/(4)
1	ANDHRA PRADESH	7,97,642	2,65,880	66,810	25
2	ASSAM	37,655	12,551	0	0
3	BIHAR	1,54,886	51,628	2,40,082	465
4	CHHATISGARH	1,74,495	58,164	279	0
5	DELHI	19,399	6,464	394	6
6	GOA	16,044	5,348	0	0
7	GUJARAT	1,25,353	41,784	52,421	125
8	HARYANA	1,02,407	34,135	29,764	87
9	HIMACHAL PRADESH	29,289	9,761	19,852	203
10	JAMMU AND KASHMIR	13,420	4,472	84,445	1,888
11	JHARKHAND	28,385	9,460	1,59,821	1,689
12	KARNATAKA	3,91,580	1,30,524	89,768	69
13	KERALA	1,42,953	47,649	7,951	17
14	MADHYA PRADESH	3,15,694	1,05,230	13,535	13
15	MAHARASHTRA	6,67,471	2,22,489	34,635	16
16	MANIPUR	5,407	1,800	0	0
17	ORISSA	1,54,187	51,395	5,528	11
18	PUDUCHERRY	10,176	3,392	559	16
19	PUNJAB	1,35,792	45,264	11,603	26
20	RAJASTHAN	3,49,321	1,16,440	85,350	73
21	SIKKIM	1,326	440	435	99
22	TAMIL NADU	9,50,911	3,16,968	1,68,232	53
23	TRIPURA	41,923	13,972	1,460	10
24	UTTARAKHAND	79,574	26,524	1,485	6
25	UTTAR PRADESH	11,61,183	3,87,060	22,808	6
26	WEST BENGAL	6,89,853	2,29,949	12,38,972	539
27	CHANDIGARH	905	300	435	145
<b>Grand Total</b>		<b>65,97,231</b>	<b>21,99,043</b>	<b>23,36,624</b>	<b>106</b>

# Universalization of ICDS Scheme

## ICDS Blocks Operational (Cumulative)

% Achievement of Target  
During April - July 2012

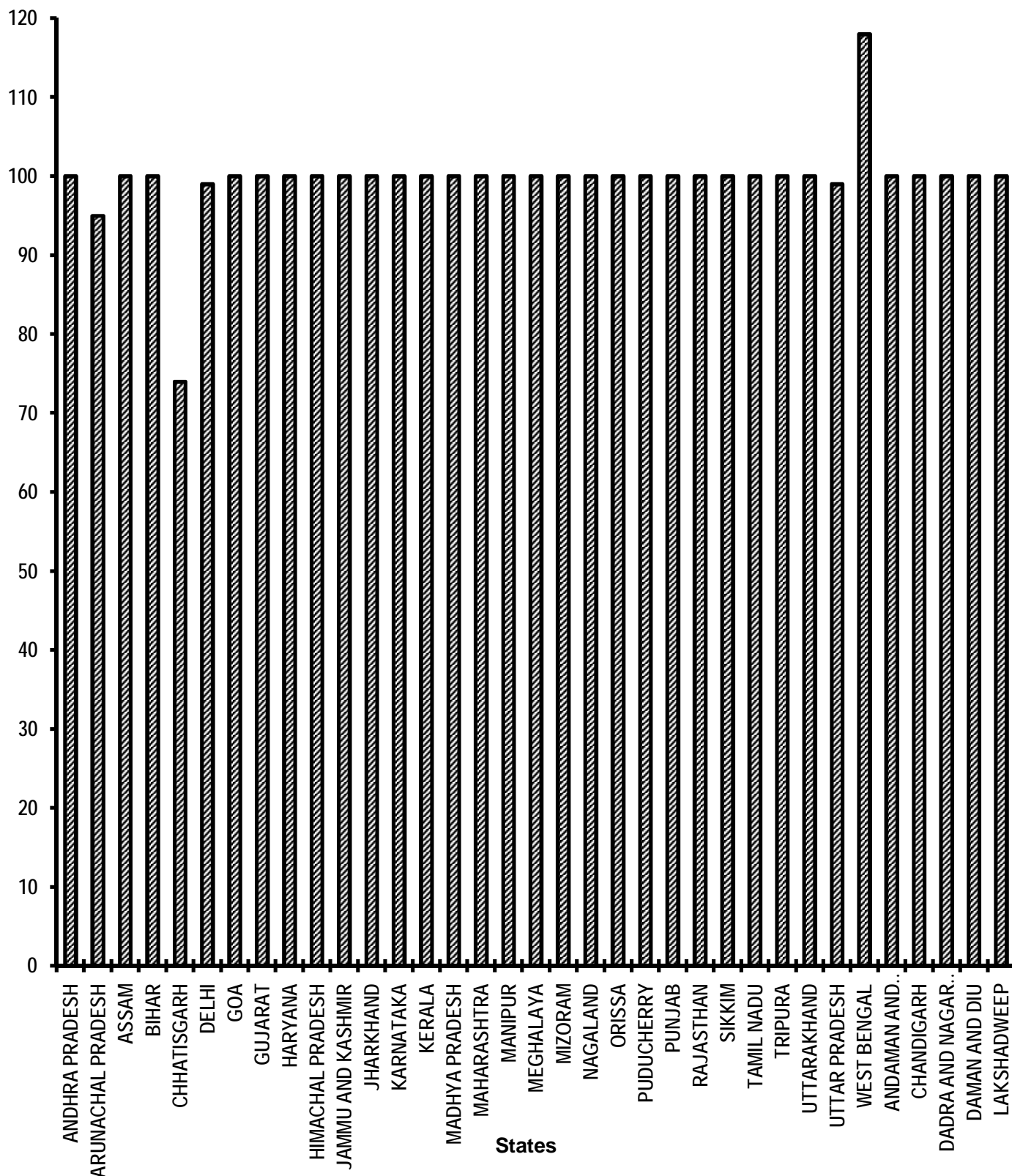




Table - 13

**Universalization of ICDS Scheme**  
**ICDS Blocks Operational (Cumulative)**  
**(Unit: Number)**

Sl. No.	State/UT Name	Target		Achievement	Percent Achievement
		2012-2013	April,2012-July,2012	April,2012-July,2012	April,2012-July,2012
(1)	(2)	(3)	(4)	(5)	(5)/(4)
1	ANDHRA PRADESH	388	387	387	100
2	ARUNACHAL PRADESH	98	98	93	95
3	ASSAM	231	231	231	100
4	BIHAR	544	544	544	100
5	CHHATISGARH	220	220	163	74
6	DELHI	95	95	94	99
7	GOA	11	11	11	100
8	GUJARAT	336	336	336	100
9	HARYANA	148	148	148	100
10	HIMACHAL PRADESH	78	78	78	100
11	JAMMU AND KASHMIR	141	141	141	100
12	JHARKHAND	206	204	204	100
13	KARNATAKA	186	185	185	100
14	KERALA	258	258	258	100
15	MADHYA PRADESH	453	453	453	100
16	MAHARASHTRA	553	553	553	100
17	MANIPUR	42	42	42	100
18	MEGHALAYA	41	41	41	100
19	MIZORAM	27	27	27	100
20	NAGALAND	59	59	59	100
21	ORISSA	338	338	338	100
22	PUDUCHERRY	5	5	5	100
23	PUNJAB	154	154	154	100
24	RAJASTHAN	304	304	304	100
25	SIKKIM	13	13	13	100
26	TAMIL NADU	434	434	434	100
27	TRIPURA	56	56	56	100
28	UTTARAKHAND	105	105	105	100
29	UTTAR PRADESH	897	897	892	99
30	WEST BENGAL	576	576	678	118
31	ANDAMAN AND NICOBAR ISLANDS	5	5	5	100
32	CHANDIGARH	3	3	3	100
33	DADRA AND NAGAR HAVELI	2	2	2	100
34	DAMAN AND DIU	2	2	2	100
35	LAKSHADWEEP	9	9	9	100
<b>Grand Total</b>		<b>7,018</b>	<b>7,014</b>	<b>7,048</b>	<b>100</b>

**Very Good:(90% or above of targets)**

ANDHRA PRADESH, ARUNACHAL PRADESH, ASSAM, BIHAR, DELHI, GOA, GUJARAT, HARYANA, HIMACHAL PRADESH, JAMMU AND KASHMIR, JHARKHAND, KARNATAKA, KERALA, MADHYA PRADESH, MAHARASHTRA, MANIPUR, MEGHALAYA, MIZORAM, NAGALAND, ORISSA, PUDUCHERRY, PUNJAB, RAJASTHAN, SIKKIM, TAMIL NADU, TRIPURA, UTTARAKHAND, UTTAR PRADESH, WEST BENGAL, ANDAMAN AND NICOBAR ISLANDS, CHANDIGARH, DADRA AND NAGAR HAVELI, DAMAN AND DIU, LAKSHADWEEP

**Poor:(Below 80% of targets)**

CHHATISGARH

# Functional Anganwadis (Cumulative) % Achievement of Target During April - July 2012

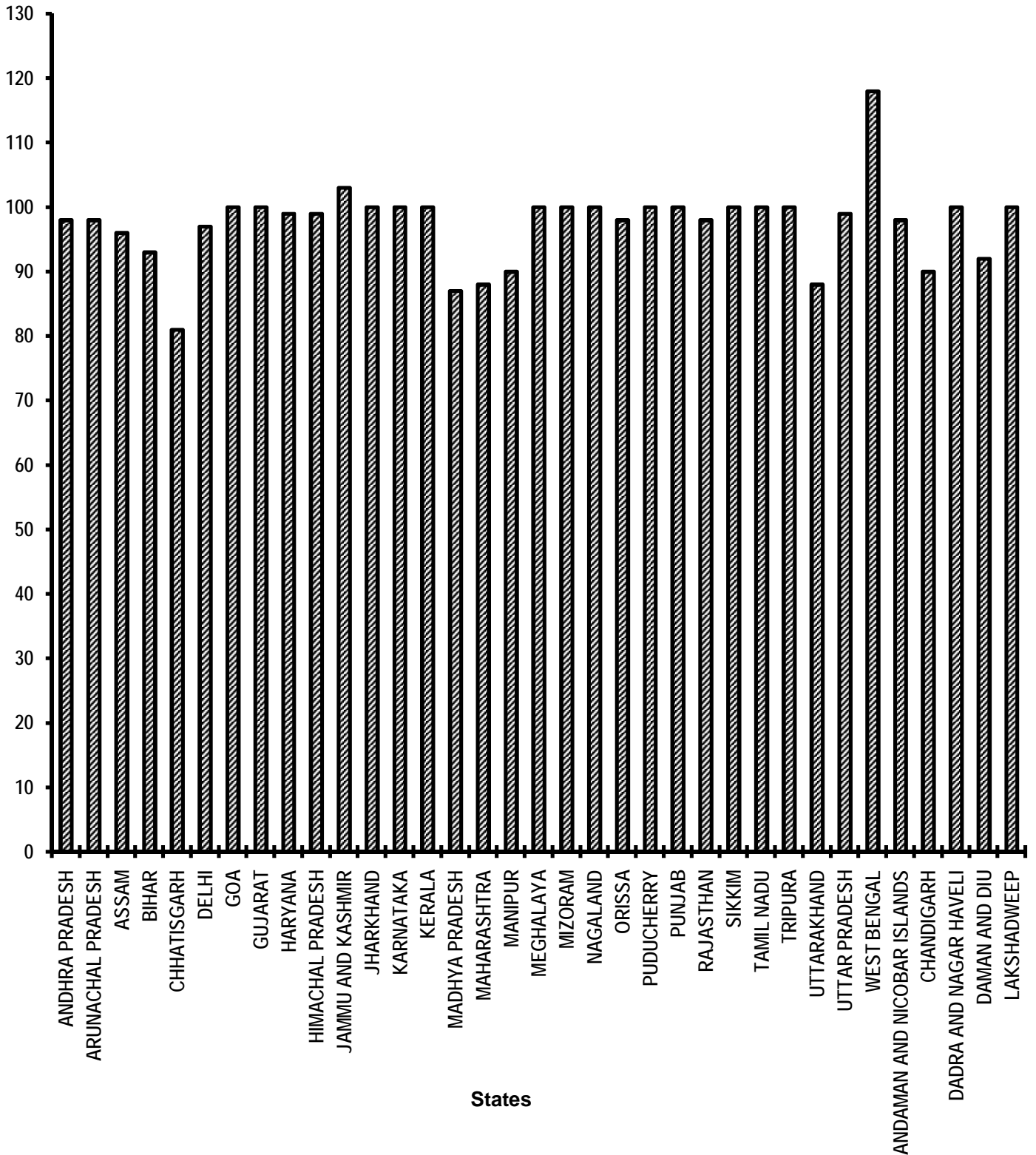


Table - 14

**Functional Anganwadis**  
**Anganwadis Functional (Cumulative)**  
**(Unit: Number)**

Sl. No.	State/UT Name	Target		Achievement	Percent Achievement
		2012-2013	April,2012-July,2012	April,2012-July,2012	April,2012-July,2012
(1)	(2)	(3)	(4)	(5)	(5)/(4)
1	ANDHRA PRADESH	89,567	89,567	87,695	98
2	ARUNACHAL PRADESH	6,146	6,146	6,028	98
3	ASSAM	60,631	60,631	58,118	96
4	BIHAR	87,887	87,887	81,829	93
5	CHHATISGARH	58,098	58,098	47,124	81
6	DELHI	10,921	10,921	10,615	97
7	GOA	1,262	1,262	1,262	100
8	GUJARAT	50,226	50,226	50,225	100
9	HARYANA	25,488	25,488	25,273	99
10	HIMACHAL PRADESH	18,783	18,783	18,571	99
11	JAMMU AND KASHMIR	27,706	27,706	28,453	103
12	JHARKHAND	38,252	38,252	38,365	100
13	KARNATAKA	63,377	63,377	63,620	100
14	KERALA	33,102	33,102	33,091	100
15	MADHYA PRADESH	90,999	90,999	78,929	87
16	MAHARASHTRA	1,08,784	1,08,784	95,562	88
17	MANIPUR	10,859	10,859	9,795	90
18	MEGHALAYA	5,115	5,115	5,115	100
19	MIZORAM	1,980	1,980	1,980	100
20	NAGALAND	3,455	3,455	3,455	100
21	ORISSA	72,063	72,063	70,849	98
22	PUDUCHERRY	788	788	788	100
23	PUNJAB	26,656	26,656	26,656	100
24	RAJASTHAN	60,069	60,069	59,017	98
25	SIKKIM	1,233	1,233	1,232	100
26	TAMIL NADU	54,439	54,439	54,439	100
27	TRIPURA	9,906	9,906	9,906	100
28	UTTARAKHAND	20,923	20,923	18,316	88
29	UTTAR PRADESH	1,87,267	1,87,267	1,86,171	99
30	WEST BENGAL	1,16,858	1,16,858	1,37,574	118
31	ANDAMAN AND NICOBAR ISLANDS	711	711	699	98
32	CHANDIGARH	468	468	420	90
33	DADRA AND NAGAR HAVELI	267	267	267	100
34	DAMAN AND DIU	105	105	97	92
35	LAKSHADWEEP	107	107	107	100
<b>Grand Total</b>		<b>13,44,498</b>	<b>13,44,498</b>	<b>13,11,643</b>	<b>98</b>

**Very Good:(90% or above of targets)**

ANDHRA PRADESH, ARUNACHAL PRADESH, ASSAM, BIHAR, DELHI, GOA, GUJARAT, HARYANA, HIMACHAL PRADESH, JAMMU AND KASHMIR, JHARKHAND, KARNATAKA, KERALA, MANIPUR, MEGHALAYA, MIZORAM, NAGALAND, ORISSA, PUDUCHERRY, PUNJAB, RAJASTHAN, SIKKIM, TAMIL NADU, TRIPURA, UTTAR PRADESH, WEST BENGAL, ANDAMAN AND NICOBAR ISLANDS, CHANDIGARH, DADRA AND NAGAR HAVELI, DAMAN AND DIU, LAKSHADWEEP

**Good:(Between 80% to 90% targets)**

CHHATISGARH, MADHYA PRADESH, MAHARASHTRA, UTTARAKHAND

# No. of Urban poor families assisted under Seven Point Charter

## Poor Families Assisted

## % Achievement of Target

During April - July 2012

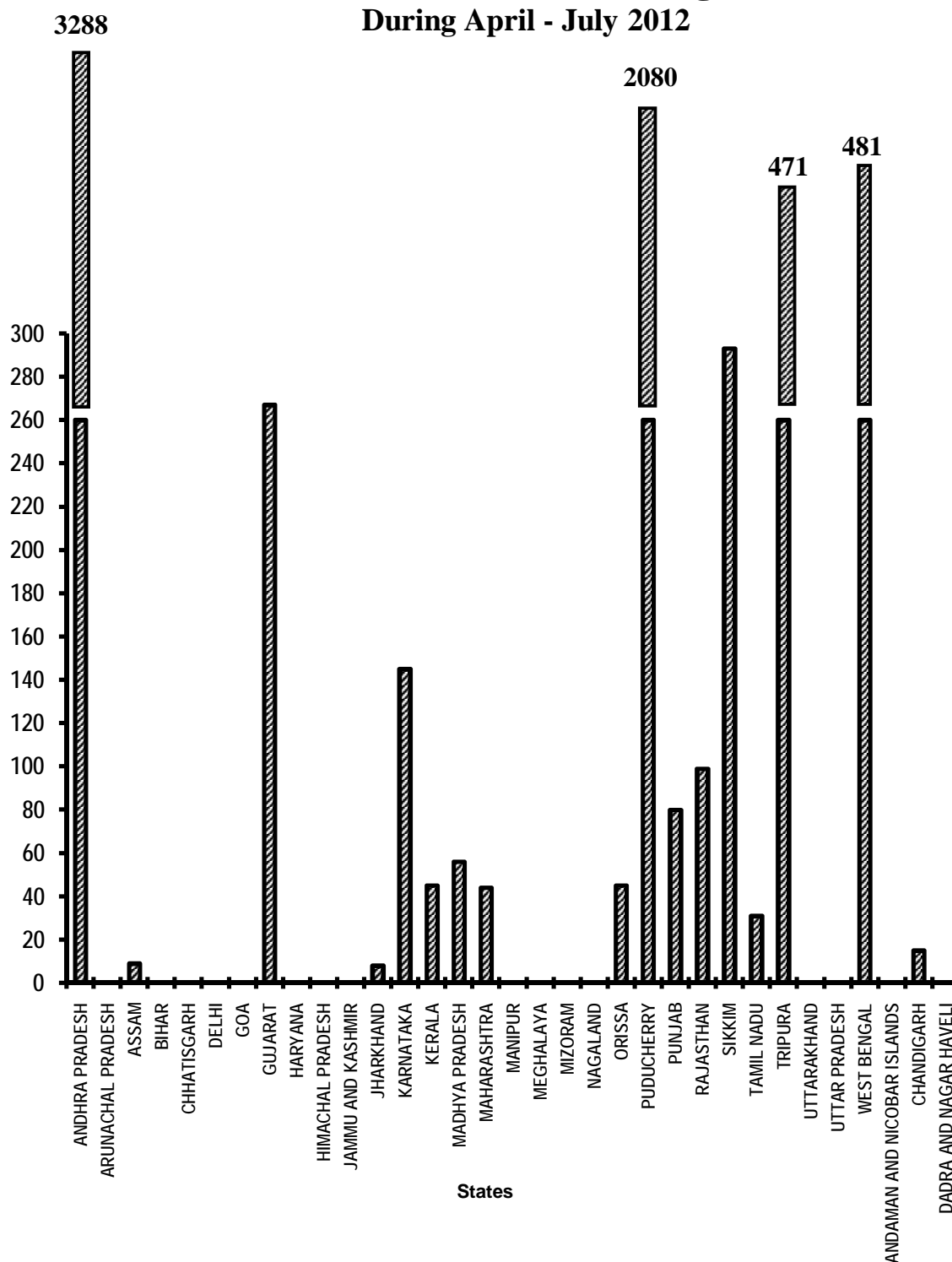


Table - 15

**No. of Urban poor families assisted under Seven Point Charter  
Poor Families Assisted  
(Unit: Number)**

Sl. No.	State/UT Name	Target		Achievement	Percent Achievement
		2012-2013	April,2012-July,2012	April,2012-July,2012	April,2012-July,2012
(1)	(2)	(3)	(4)	(5)	(5)/(4)
1	ANDHRA PRADESH	18,750	6,249	2,05,480	3,288
2	ARUNACHAL PRADESH	338	112	0	0
3	ASSAM	2,850	949	90	9
4	BIHAR	16,500	5,500	0	0
5	CHHATISGARH	16,500	5,500	0	0
6	DELHI	18,750	6,249	0	0
7	GOA	52	17	0	0
8	GUJARAT	18,750	6,249	16,673	267
9	HARYANA	3,112	1,037	0	0
10	HIMACHAL PRADESH	563	187	0	0
11	JAMMU AND KASHMIR	3,750	1,249	0	0
12	JHARKHAND	7,500	2,500	196	8
13	KARNATAKA	3,750	1,249	1,810	145
14	KERALA	7,500	2,500	1,132	45
15	MADHYA PRADESH	18,750	6,249	3,491	56
16	MAHARASHTRA	60,000	20,000	8,719	44
17	MANIPUR	1,500	500	0	0
18	MEGHALAYA	375	125	0	0
19	MIZORAM	750	249	0	0
20	NAGALAND	1,125	374	0	0
21	ORISSA	3,375	1,125	506	45
22	PUDUCHERRY	825	274	5,700	2,080
23	PUNJAB	6,000	2,000	1,595	80
24	RAJASTHAN	11,250	3,749	3,719	99
25	SIKKIM	90	29	85	293
26	TAMIL NADU	22,500	7,500	2,294	31
27	TRIPURA	375	125	589	471
28	UTTARAKHAND	1,875	625	0	0
29	UTTAR PRADESH	22,500	7,500	0	0
30	WEST BENGAL	26,250	8,749	42,071	481
31	ANDAMAN AND NICOBAR ISLANDS	15	4	0	0
32	CHANDIGARH	3,750	1,249	186	15
33	DADRA AND NAGAR HAVELI	30	9	0	0
<b>Grand Total</b>		<b>3,00,000</b>	<b>99,982</b>	<b>2,94,336</b>	<b>294</b>

**Very Good:(90% or above of targets)**

ANDHRA PRADESH, GUJARAT, KARNATAKA, PUDUCHERRY, RAJASTHAN, SIKKIM, TRIPURA, WEST BENGAL

**Good:(Between 80% to 90% targets)**

PUNJAB

**Poor:(Below 80% of targets)**

ARUNACHAL PRADESH, ASSAM, BIHAR, CHHATISGARH, DELHI, GOA, HARYANA, HIMACHAL PRADESH, JAMMU AND KASHMIR, JHARKHAND, KERALA, MADHYA PRADESH, MAHARASHTRA, MANIPUR, MEGHALAYA, MIZORAM, NAGALAND, ORISSA, TAMIL NADU, UTTARAKHAND, UTTAR PRADESH, ANDAMAN AND NICOBAR ISLANDS, CHANDIGARH, DADRA AND NAGAR HAVELI

# Afforestation (Public and Forest Lands)

## Area Covered under Plantation

% Achievement of Target

During April - July 2012

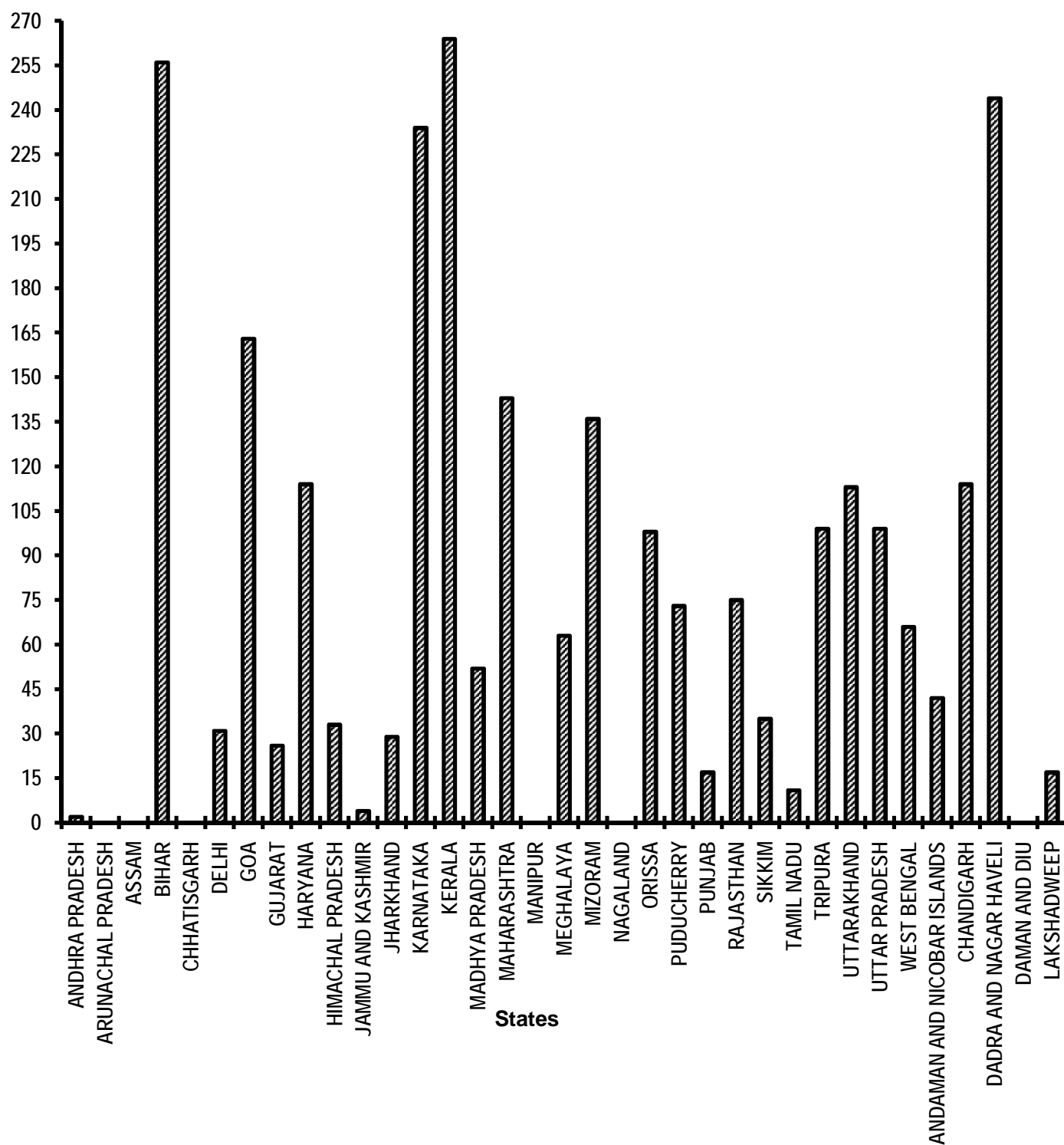


Table - 16(A)

**Afforestation ( Public and Forest Lands)  
Area Covered under Plantation  
(Unit: Hectares)**

Sl. No.	State/UT Name	Target		Achievement	Percent Achievement
		2012-2013	April,2012-July,2012	April,2012-July,2012	April,2012-July,2012
(1)	(2)	(3)	(4)	(5)	(5)/(4)
1	ANDHRA PRADESH	3,85,400	1,28,466	1,981	2
2	ARUNACHAL PRADESH	10,800	3,600	0	0
3	ASSAM	5,650	1,882	0	0
4	BIHAR	22,700	7,568	19,371	256
5	CHHATISGARH	50,400	16,800	0	0
6	DELHI	1,150	381	117	31
7	GOA	450	152	248	163
8	GUJARAT	1,40,500	46,836	11,979	26
9	HARYANA	57,000	19,000	21,640	114
10	HIMACHAL PRADESH	28,900	9,636	3,220	33
11	JAMMU AND KASHMIR	7,250	2,418	90	4
12	JHARKHAND	46,200	15,400	4,514	29
13	KARNATAKA	67,000	22,336	52,201	234
14	KERALA	3,950	1,318	3,481	264
15	MADHYA PRADESH	1,10,700	36,900	19,159	52
16	MAHARASHTRA	1,22,900	40,964	58,636	143
17	MANIPUR	18,000	6,000	0	0
18	MEGHALAYA	6,850	2,282	1,436	63
19	MIZORAM	6,250	2,082	2,825	136
20	NAGALAND	10,600	3,532	0	0
21	ORISSA	1,73,300	57,764	56,557	98
22	PUDUCHERRY	35	11	8	73
23	PUNJAB	6,950	2,316	393	17
24	RAJASTHAN	71,300	23,764	17,806	75
25	SIKKIM	7,450	2,482	875	35
26	TAMIL NADU	50,700	16,900	1,846	11
27	TRIPURA	27,200	9,064	9,000	99
28	UTTARAKHAND	23,000	7,664	8,695	113
29	UTTAR PRADESH	81,700	27,232	26,891	99
30	WEST BENGAL	16,000	5,332	3,497	66
31	ANDAMAN AND NICOBAR ISLANDS	1,600	532	222	42
32	CHANDIGARH	300	100	114	114
33	DADRA AND NAGAR HAVELI	250	82	200	244
34	DAMAN AND DIU	15	4	0	0
35	LAKSHADWEEP	20	6	1	17
<b>Grand Total</b>		<b>15,62,470</b>	<b>5,20,806</b>	<b>3,27,003</b>	<b>63</b>

**Very Good:(90% or above of targets)**

BIHAR, GOA, HARYANA, KARNATAKA, KERALA, MAHARASHTRA, MIZORAM, ORISSA, TRIPURA, UTTAR PRADESH, CHANDIGARH, DADRA AND NAGAR HAVELI

**Poor:(Below 80% of targets)**

ANDHRA PRADESH, ARUNACHAL PRADESH, ASSAM, CHHATISGARH, DELHI, GUJARAT, HIMACHAL PRADESH, JAMMU AND KASHMIR, JHARKHAND, MADHYA PRADESH, MANIPUR, MEGHALAYA, NAGALAND, PUDUCHERRY, PUNJAB, RAJASTHAN, SIKKIM, TAMIL NADU, UTTARAKHAND, WEST BENGAL, ANDAMAN AND NICOBAR ISLANDS, DAMAN AND DIU, LAKSHADWEEP

# Afforestation (Public and Forest Lands)

## Seedlings planted

% Achievement of Target

During April - July 2012

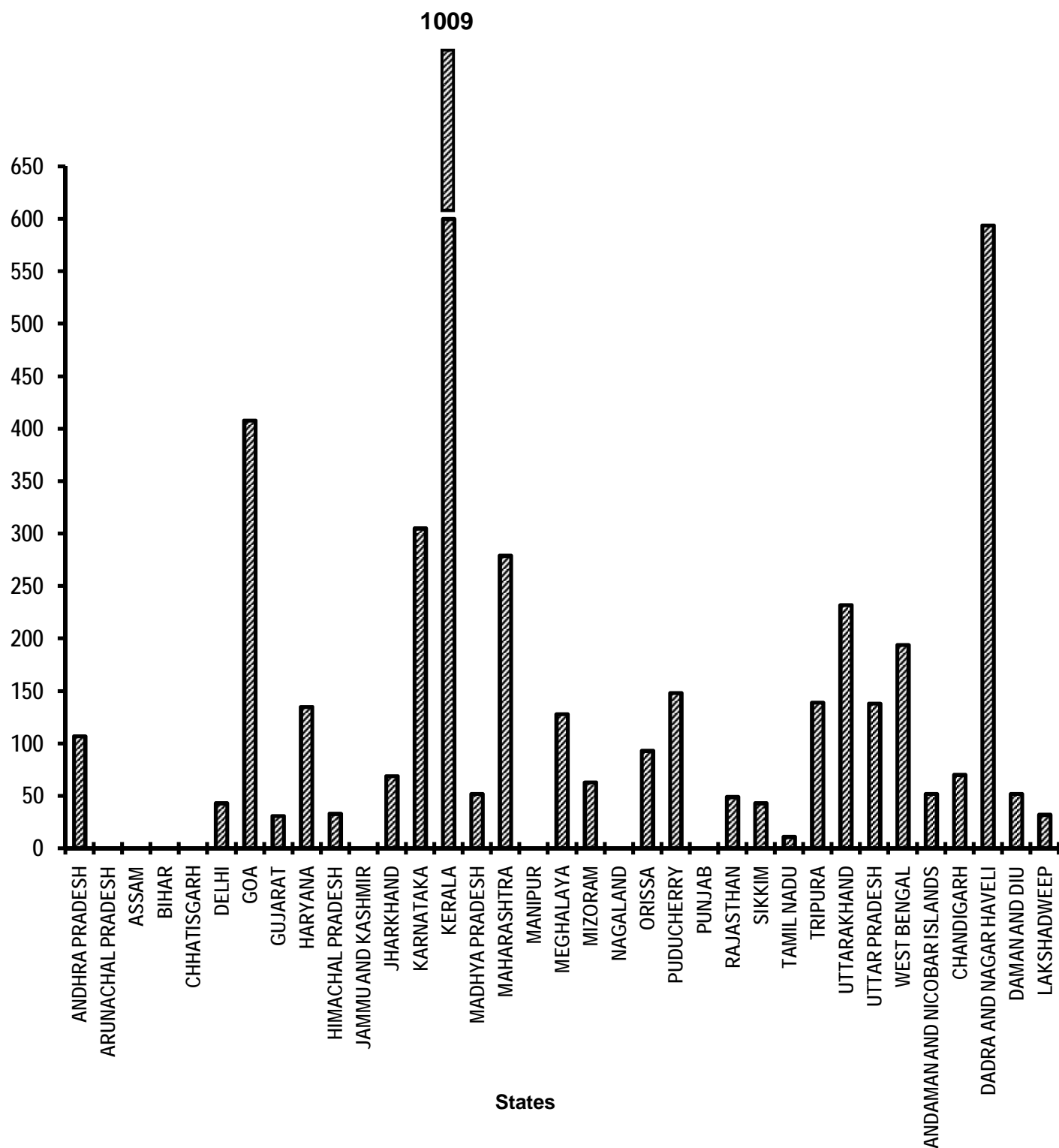




Table - 16(B)

**Afforestation ( Public and Forest Lands)**  
**Seedlings planted**  
**(Unit: Number)**

Sl. No.	State/UT Name	Target		Achievement	Percent Achievement
		2012-2013	April,2012-July,2012	April,2012-July,2012	April,2012-July,2012
(1)	(2)	(3)	(4)	(5)	(5)/(4)
1	ANDHRA PRADESH	25,05,10,000	8,35,03,333	8,93,00,000	107
2	ARUNACHAL PRADESH	70,20,000	23,40,000	10,780	0
3	ASSAM	36,73,000	12,24,336	0	0
4	BIHAR	1,47,55,000	49,18,336	126	0
5	CHHATISGARH	3,27,60,000	1,09,20,000	0	0
6	DELHI	7,48,000	2,49,332	1,06,384	43
7	GOA	2,93,000	97,668	3,98,000	408
8	GUJARAT	9,13,25,000	3,04,41,668	93,38,000	31
9	HARYANA	3,70,50,000	1,23,50,000	1,66,57,000	135
10	HIMACHAL PRADESH	1,87,85,000	62,61,664	20,93,000	33
11	JAMMU AND KASHMIR	47,13,000	15,71,000	0	0
12	JHARKHAND	3,00,30,000	1,00,10,000	68,75,032	69
13	KARNATAKA	4,35,50,000	1,45,16,668	4,42,30,000	305
14	KERALA	25,68,000	8,56,000	86,40,090	1,009
15	MADHYA PRADESH	7,19,55,000	2,39,85,000	1,24,53,000	52
16	MAHARASHTRA	7,98,85,000	2,66,28,332	7,42,50,000	279
17	MANIPUR	1,17,00,000	39,00,000	0	0
18	MEGHALAYA	44,53,000	14,84,332	18,96,012	128
19	MIZORAM	40,63,000	13,54,332	8,59,807	63
20	NAGALAND	68,90,000	22,96,664	0	0
21	ORISSA	11,26,45,000	3,75,48,332	3,49,61,000	93
22	PUDUCHERRY	23,000	7,664	11,350	148
23	PUNJAB	45,18,000	15,06,000	6	0
24	RAJASTHAN	4,63,45,000	1,54,48,332	75,14,000	49
25	SIKKIM	48,43,000	16,14,332	6,89,472	43
26	TAMIL NADU	3,29,55,000	1,09,85,000	12,00,135	11
27	TRIPURA	1,76,80,000	58,93,332	81,87,300	139
28	UTTARAKHAND	1,49,50,000	49,83,332	1,15,66,500	232
29	UTTAR PRADESH	5,31,05,000	1,77,01,664	2,44,43,617	138
30	WEST BENGAL	1,04,00,000	34,66,664	67,28,030	194
31	ANDAMAN AND NICOBAR ISLANDS	10,40,000	3,46,667	1,80,607	52
32	CHANDIGARH	1,95,000	65,000	45,279	70
33	DADRA AND NAGAR HAVELI	1,63,000	54,333	3,23,000	594
34	DAMAN AND DIU	10,000	3,332	1,745	52
35	LAKSHADWEEP	13,000	4,333	1,385	32
<b>Grand Total</b>		<b>1,01,56,11,000</b>	<b>33,85,36,982</b>	<b>36,29,60,657</b>	<b>107</b>

**Very Good:(90% or above of targets)**

ANDHRA PRADESH, GOA, HARYANA, KARNATAKA, KERALA, MAHARASHTRA, MEGHALAYA, ORISSA, PUDUCHERRY, TAMIL NADU, TRIPURA, UTTARAKHAND, UTTAR PRADESH, WEST BENGAL, DADRA AND NAGAR HAVELI

**Poor:(Below 80% of targets)**

ARUNACHAL PRADESH, ASSAM, BIHAR, CHHATISGARH, DELHI, GUJARAT, HIMACHAL PRADESH, JAMMU AND KASHMIR, JHARKHAND, MADHYA PRADESH, MANIPUR, MIZORAM, NAGALAND, PUNJAB, RAJASTHAN, SIKKIM, ANDAMAN AND NICOBAR ISLANDS, CHANDIGARH, DAMAN AND DIU, LAKSHADWEEP

# Rural Roads - PMGSY

## Length of Road Constructed

% Achievement of Target  
During April - July 2012

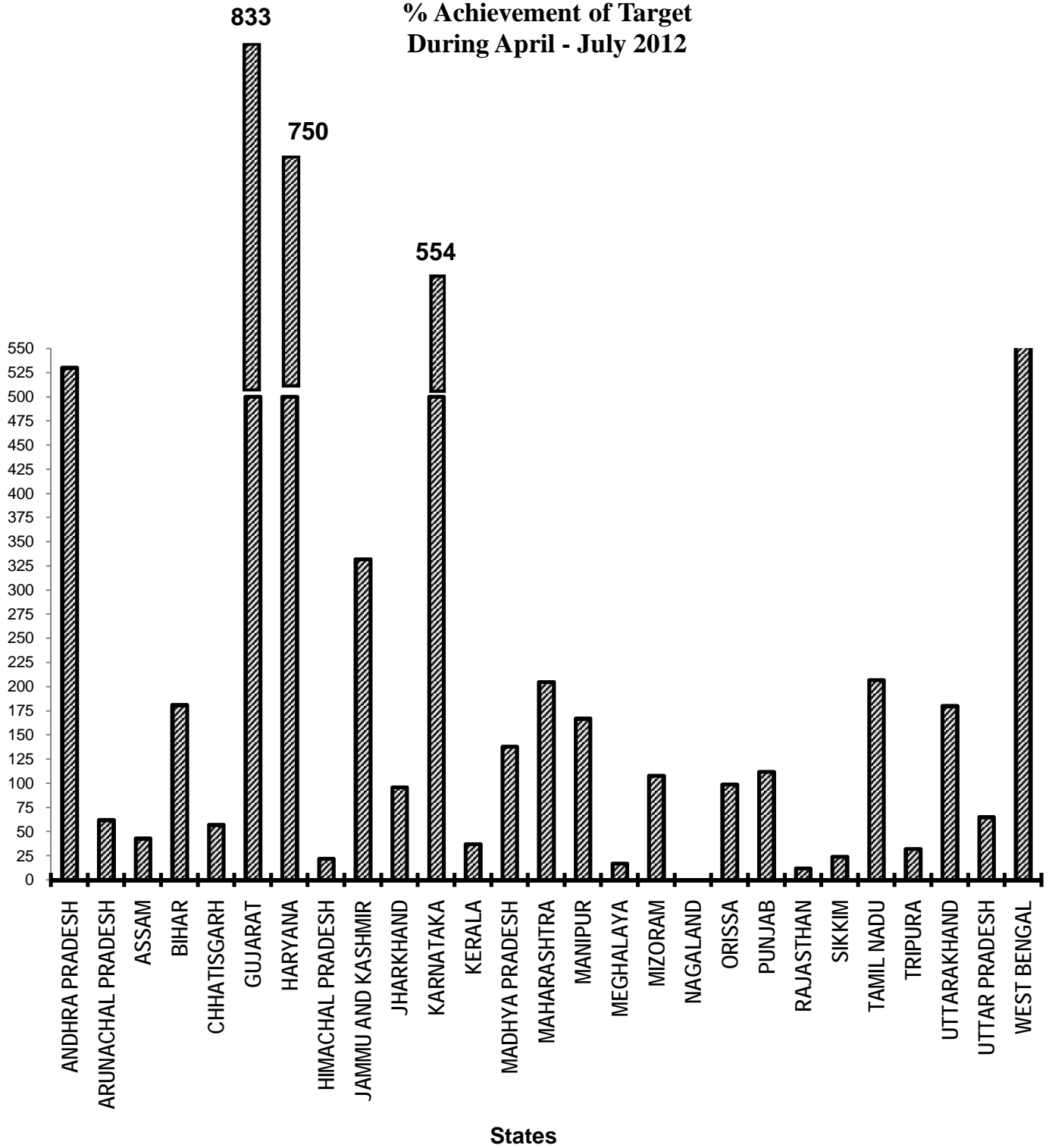


Table - 17

**Rural Roads - PMGSY**  
**Length of Road Constructed**  
**(Unit: Kilometer)**

Sl. No.	State/UT Name	Target		Achievement	Percent Achievement
		2012-2013	April,2012-July,2012	April,2012-July,2012	April,2012-July,2012
(1)	(2)	(3)	(4)	(5)	(5)/(4)
1	ANDHRA PRADESH	400	80	424*	530
2	ARUNACHAL PRADESH	325	65	40	62
3	ASSAM	1,175	235	102	43
4	BIHAR	6,420	1,284	2,325	181
5	CHHATISGARH	2,370	474	269*	57
6	GUJARAT	140	27	225	833
7	HARYANA	30	6	45	750
8	HIMACHAL PRADESH	980	195	42	22
9	JAMMU AND KASHMIR	1,335	267	886	332
10	JHARKHAND	2,010	402	387	96
11	KARNATAKA	205	41	227	554
12	KERALA	390	78	29	37
13	MADHYA PRADESH	2,760	552	762	138
14	MAHARASHTRA	680	135	277	205
15	MANIPUR	60	12	20	167
16	MEGHALAYA	60	12	2	17
17	MIZORAM	120	24	26	108
18	NAGALAND	310	62	0	0
19	ORISSA	4,170	834	825	99
20	PUNJAB	165	33	37	112
21	RAJASTHAN	1,975	394	49	12
22	SIKKIM	270	54	13	24
23	TAMIL NADU	80	15	31	207
24	TRIPURA	340	68	22	32
25	UTTARAKHAND	560	111	200	180
26	UTTAR PRADESH	1,230	246	161	65
27	WEST BENGAL	1,440	288	1,776	617
<b>Grand Total</b>		<b>30,000</b>	<b>5,994</b>	<b>9,202</b>	<b>154</b>

**Very Good:(90% or above of targets)**

ANDHRA PRADESH, BIHAR, GUJARAT, HARYANA, JAMMU AND KASHMIR, JHARKHAND, KARNATAKA, MADHYA PRADESH, MAHARASHTRA, MANIPUR, MIZORAM, ORISSA, PUNJAB, TAMIL NADU, UTTARAKHAND, WEST BENGAL

**Poor:(Below 80% of targets)**

ARUNACHAL PRADESH, ASSAM, CHHATISGARH, HIMACHAL PRADESH, KERALA, MEGHALAYA, NAGALAND, RAJASTHAN, SIKKIM, TRIPURA, UTTAR PRADESH

**\*Note: The figures have been reconciled with that of M/o Rural Development**

# Rajiv Gandhi Grameen Vidyutikaran Yojana-RGGVY

## Villages electrified

% Achievement of Target  
During April - July 2012

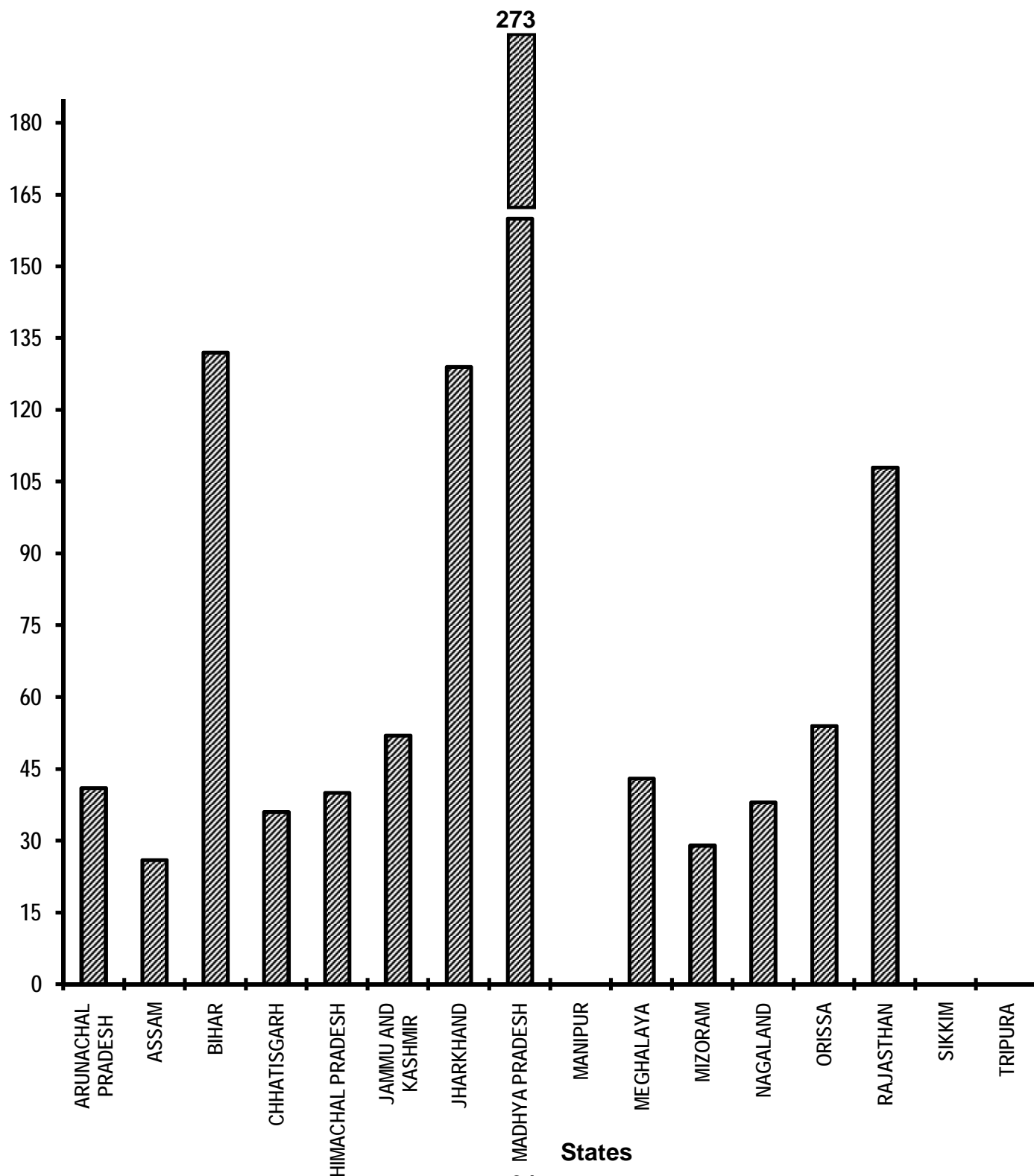


Table - 18

**Rajiv Gandhi Grameen Vidyutikaran Yojana**  
**Villages electrified**  
**(Unit: Number)**

Sl. No.	State/UT Name	Target #		Achievement	Percent
		2012-2013	April,2012- July,2012	April,2012- July,2012	Achievement April,2012- July,2012
(1)	(2)	(3)	(4)	(5)	(5)/(4)
1	ARUNACHAL PRADESH	1,450	295	120*	41
2	ASSAM	2,062	421	108*	26
3	BIHAR	2,230	456	601	132
4	CHHATISGARH	901	187	68*	36
5	HIMACHAL PRADESH	15	5	2	40
6	JAMMU AND KASHMIR	136	27	14	52
7	JHARKHAND	2,141	435	563	129
8	MADHYA PRADESH	492	98	268	273
9	MANIPUR	591	121	0	0
10	MEGHALAYA	1,616	330	142	43
11	MIZORAM	81	17	5*	29
12	NAGALAND	38	8	3	38
13	ORISSA	2,174	503	273	54
14	RAJASTHAN	418	83	90	108
15	SIKKIM	5	-	0	-
16	TRIPURA	82	17	0	0
<b>Grand Total</b>		14,432	3,003	2,257	75

**Very Good:(90% or above of targets)**

BIHAR, JHARKHAND, MADHYA PRADESH, RAJASTHAN

**Poor:(Below 80% of targets)**

ARUNACHAL PRADESH, ASSAM, CHHATISGARH, HIMACHAL PRADESH, JAMMU AND KASHMIR, MANIPUR, MEGHALAYA, MIZORAM, NAGALAND, ORISSA, TRIPURA

# M/o Power has not supplied targets for the year 2012-13 for any state except Himachal Pradesh, therefore, last year targets have been repeated provisionally.

\*Note: The figures have been reconciled with that of M/o Power

# Energising Pump sets

## Pumps sets energized

% Achievement of Target

During April - July 2012

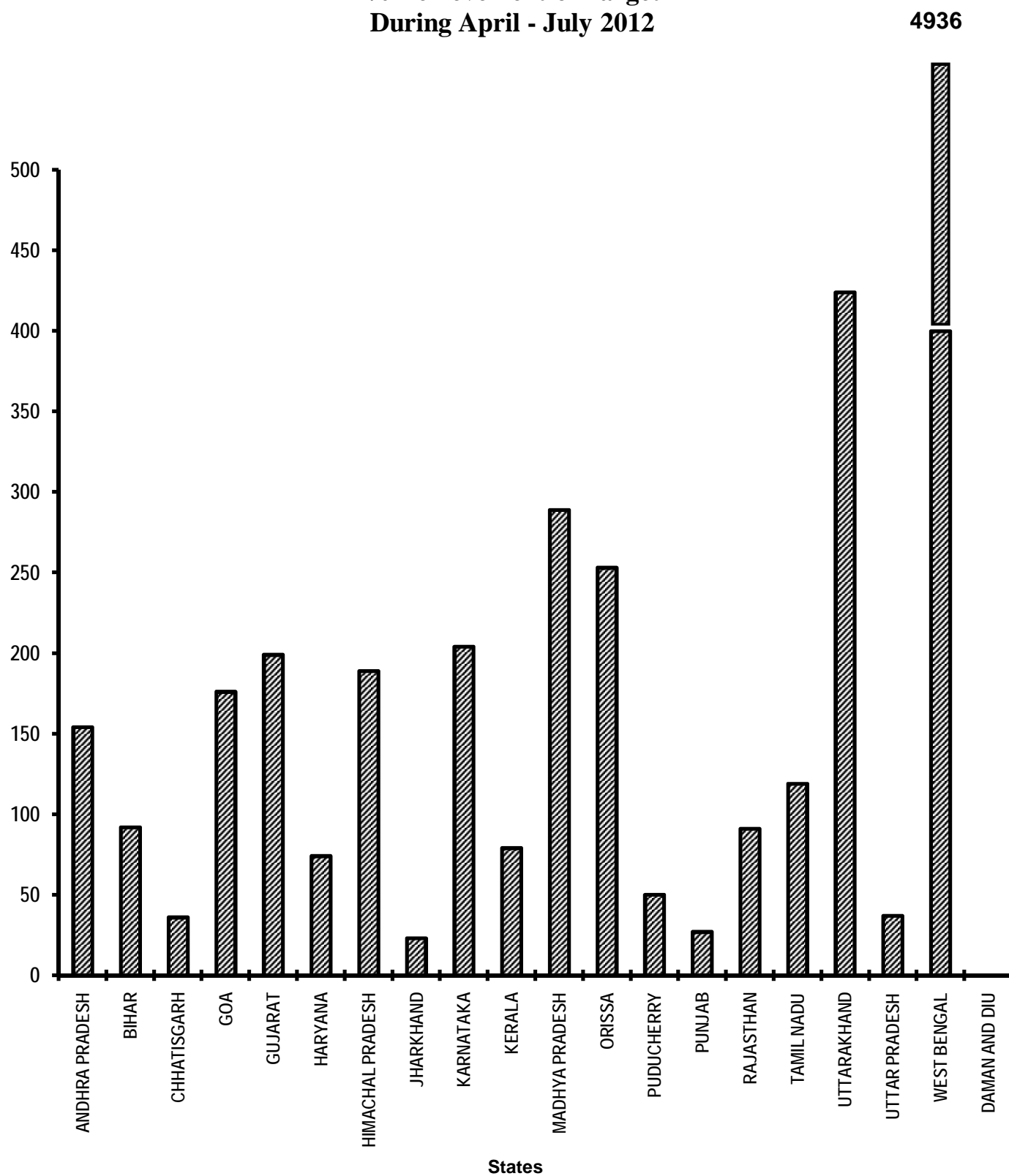


Table - 19

**Energising pump sets  
Pumps sets energized  
(Unit: Number)**

Sl. No.	State/UT Name	Target #		Achievement April,2012-July,2012	Percent Achievement April,2012-July,2012
		2012-2013	April,2012-July,2012		
(1)	(2)	(3)	(4)	(5)	(5)/(4)
1	ANDHRA PRADESH	50,000	16,666	25,715	154
2	BIHAR	2,764	921	845	92
3	CHHATISGARH	20,000	6,666	2,425	36
4	GOA	100	33	58	176
5	GUJARAT	25,000	8,333	16,564	199
6	HARYANA	19,000	6,333	4,711	74
7	HIMACHAL PRADESH *	1,175	392	742	189
8	JHARKHAND	22,000	7,333	1,681	23
9	KARNATAKA *	38,602	12,866	26,252	204
10	KERALA *	12,000	4,000	3,167	79
11	MADHYA PRADESH	17,237	5,745	16,617	289
12	ORISSA	1,190	396	1,003	253
13	PUDUCHERRY	25	8	4	50
14	PUNJAB	60,000	20,000	5,379	27
15	RAJASTHAN *	30,000	10,000	9,099	91
16	TAMIL NADU *	15,000	5,000	5,926	119
17	UTTARAKHAND	350	116	492	424
18	UTTAR PRADESH	22,058	7,352	2,747	37
19	WEST BENGAL	422	140	6,911	4,936
20	DAMAN AND DIU	25	8	0	0
<b>Grand Total</b>		<b>3,36,948</b>	<b>1,12,308</b>	<b>1,30,338</b>	<b>116</b>

**Very Good:(90% or above of targets)**

ANDHRA PRADESH, BIHAR, GOA, GUJARAT, HIMACHAL PRADESH, KARNATAKA, MADHYA PRADESH, ORISSA, RAJASTHAN, TAMIL NADU, UTTARAKHAND, WEST BENGAL

**Poor:(Below 80% of targets)**

CHHATISGARH, HARYANA, JHARKHAND, KERALA, PUDUCHERRY, PUNJAB, UTTAR PRADESH, DAMAN AND DIU

Note : # Previous year targets repeated

\* Fresh targets furnished by State

# Supply of Electricity

Electricity supplied  
% Achievement of Target  
During April- July 2012

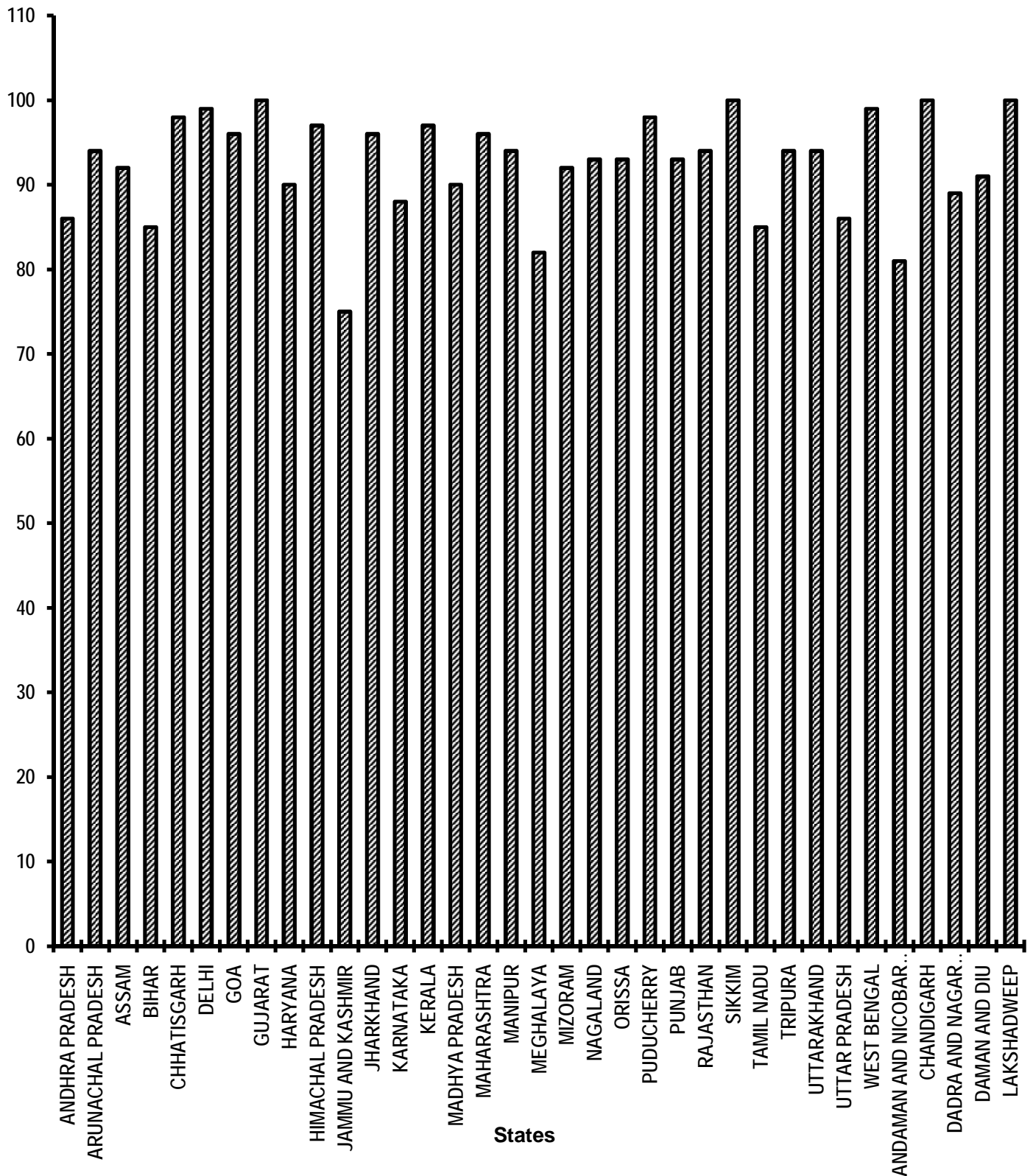




Table - 20

## Supply of Electricity

Sl. No.	State/UT Name	Electricity demanded (Million Units) April,2012- July,2012	Electricity supplied (Million Units) April,2012- July,2012	Shortage observed (Million Units) April,2012- July,2012	Percentage of Electricity Supplied
(1)	(2)	(3)	(4)	(5)	(6)
1	ANDHRA PRADESH	31,933	27,587	4,346	86
2	ARUNACHAL PRADESH	195	183	12	94
3	ASSAM	2,149	1,978	171	92
4	BIHAR	5,117	4,363	754	85
5	CHHATISGARH	5,818	5,696	122	98
6	DELHI	10,630	10,545	85	99
7	GOA	1,043	1,001	42	96
8	GUJARAT	28,596	28,472	124	100
9	HARYANA	14,897	13,390	1,507	90
10	HIMACHAL PRADESH	3,048	2,965	83	97
11	JAMMU AND KASHMIR	4,807	3,605	1,202	75
12	JHARKHAND	2,265	2,171	94	96
13	KARNATAKA	21,873	19,186	2,687	88
14	KERALA	7,137	6,896	241	97
15	MADHYA PRADESH	14,649	13,185	1,464	90
16	MAHARASHTRA	43,968	42,294	1,674	96
17	MANIPUR	160	151	9	94
18	MEGHALAYA	579	476	103	82
19	MIZORAM	126	116	10	92
20	NAGALAND	176	164	12	93
21	ORISSA	8,863	8,271	592	93
22	PUDUCHERRY	811	794	17	98
23	PUNJAB	18,842	17,519	1,323	93
24	RAJASTHAN	17,716	16,673	1,043	94
25	SIKKIM	133	133	0	100
26	TAMIL NADU	30,290	25,824	4,466	85
27	TRIPURA	350	330	20	94
28	UTTARAKHAND	3,934	3,687	247	94
29	UTTAR PRADESH	31,794	27,186	4,608	86
30	WEST BENGAL	15,151	14,932	219	99
31	ANDAMAN AND NICOBAR ISLANDS	81	66	15	81
32	CHANDIGARH	677	677	0	100
33	DADRA AND NAGAR HAVELI	1,514	1,351	163	89
34	DAMAN AND DIU	625	566	59	91
35	LAKSHADWEEP	12	12	0	100
Grand Total		3,29,959	3,02,445	27,514	92

**Very Good:(90% or above of targets)**

ARUNACHAL PRADESH, ASSAM, CHHATISGARH, DELHI, GOA, GUJARAT, HARYANA, HIMACHAL PRADESH, JHARKHAND, KERALA, MADHYA PRADESH, MAHARASHTRA, MANIPUR, MIZORAM, NAGALAND, ORISSA, PUDUCHERRY, PUNJAB, RAJASTHAN, SIKKIM, TRIPURA, UTTARAKHAND, WEST BENGAL, CHANDIGARH, DAMAN AND DIU, LAKSHADWEEP

**Good:(Between 80% to 90% targets)**

ANDHRA PRADESH, BIHAR, KARNATAKA, MEGHALAYA, TAMIL NADU, UTTAR PRADESH, ANDAMAN AND NICOBAR ISLANDS, DADRA AND NAGAR HAVELI

**Poor:(Below 80% of targets)**

JAMMU AND KASHMIR

**LIST OF ITEMS COVERED UNDER (TPP) - 2006**

<b>Point No.</b>	<b>Item No.</b>	<b>Name of the Points/Items</b>
<b>I.</b>		<b>Garibi Hatao [Poverty Eradication]</b>
		<b>Rural Areas</b>
	<b>1.</b>	Employment generation under the <i>Mahatma Gandhi National Rural Employment Guarantee Act (MGNREGA)</i>
	<b>2.</b>	Swaranjayanti Gram Swarajgar Yojana (SGSY)
	<b>3.</b>	Rural Business Hubs in Partnership with Panchayats
	<b>4.</b>	Self help Groups
		<b>Urban Areas</b>
	<b>5.</b>	Swaranjayanti Shehari Rojgar Yojana
<b>II.</b>		<b>Jan Shakti (Power to People)</b>
	<b>6.</b>	Local Self Government (Panchayati Raj and Urban Local Bodies) <ul style="list-style-type: none"> <li>- Activity Mapping for devolution of functions</li> <li>- Budget Flow of Funds</li> <li>- Assignment of Functionaries</li> </ul>
	<b>7.</b>	Quick and Inexpensive Justice – Gram Nyayalayas and Nyaya Panchayats.
	<b>8.</b>	District Planning Committees.
<b>III.</b>		<b>Kisan Mitra [Support to Farmers]</b>
	<b>9.</b>	Water shed development
	<b>10.</b>	Marketing and infrastructural support to farmers
	<b>11.</b>	Irrigation facilities (including minor and micro irrigation) for agriculture
	<b>12.</b>	Credit to farmers
	<b>13.</b>	Distribution of waste land to the landless
<b>IV.</b>		<b>Shramik Kalyan [Labour Welfare]</b>
	<b>14.</b>	Social Security for Agricultural and Unorganised Labour
	<b>15.</b>	Minimum Wages Enforcement (including Farm Labour)
	<b>16.</b>	Prevention of Child Labour
	<b>17.</b>	Welfare of Women Labour
<b>V.</b>		<b>Khadya Suraksha [Food Security ]</b>
	<b>18.</b>	<b>Food Security:</b> <ul style="list-style-type: none"> <li>(i) Targeted Public Distribution system,</li> <li>(ii) Antyodaya Anna Yojana,</li> <li>(iii) Establishing Grain banks in chronically food scarcity areas</li> </ul>
<b>VI.</b>		<b>Subke Liye Aawas [Housing for All]</b>
	<b>19</b>	Rural Housing - Indira Awas Yojana
	<b>20.</b>	EWS/LIG Houses in Urban Areas

Contd.....

Point No.	Item No.	Name of the Points/Items
<b>VII.</b>		<b>Shudh Peya Jal [Clean Drinking Water]</b>
	<b>21.</b>	Rural Areas. - National Rural Drinking Water Programme-( <i>NRDWP</i> )
	<b>22.</b>	Urban Areas: - Accelerated Urban Water Supply Programme
<b>VIII.</b>		<b>Jan Jan Ka Swasthya [Health for All]</b>
	<b>23.</b>	Control and prevention of major diseases: (a) HIV/AIDS (b) TB (c) Malaria (d) Leprosy (e) Blindness
	<b>24.</b>	National Rural Health Mission
	<b>25.</b>	Immunisation of Children
	<b>26.</b>	Sanitation Programme in - Rural Areas - Urban areas
	<b>27.</b>	Institutional Delivery
	<b>28.</b>	Prevention of Female Foeticide
	<b>29.</b>	Supplementary nutrition for Mothers and Children
	<b>30.</b>	Two Child norms
<b>IX.</b>		<b>Sabke Liye Shiksha [Education for All]</b>
	<b>31.</b>	Sarv Shiksha Abhiyan - Compulsory Elementary Education
	<b>32.</b>	Mid Day Meal Scheme
<b>X.</b>		<b>Anusuchit Jaati, Jan Jaati, Alp-sankhyak evam Anya Pichhra Varg Kalyan [Welfare of Scheduled Castes, Scheduled Tribes, Minorities and OBCs]</b>
	<b>33.</b>	SC Families Assisted
	<b>34.</b>	Rehabilitation of Scavengers
	<b>35.</b>	ST Families Assisted
	<b>36.</b>	Rights of Forest dwellers – Owners of minor forest produce
	<b>37.</b>	Particularly Vulnerable Tribal Groups (PTGs)
	<b>38.</b>	No alienation of Tribal lands
	<b>39.</b>	Implementation of Panchayats (Extension to Scheduled Areas) Act [PESA]
	<b>40.</b>	Welfare of Minorities
	<b>41.</b>	Professional education among all minority communities
	<b>42.</b>	Reservation of OBCs in - Education - Employment
<b>XI.</b>		<b>Mahila Kalyan [Women Welfare]</b>
	<b>43.</b>	Financial Assistance for Women Welfare
	<b>44.</b>	Improved participation of women in (a) Panchayats (b) Municipalities (c) State Legislatures (d) Parliament

Contd.....

Point No.	Item No.	Name of the Points/Items
<b>XII.</b>		<b>Bal Kalyan (Child Welfare)</b>
	<b>45.</b>	Universalisation of ICDS Scheme
	<b>46.</b>	Functional Anganwadis
<b>XIII.</b>		<b>Yuva Vikas [Youth Development]</b>
	<b>47.</b>	Sports for all in Rural and Urban areas
	<b>48.</b>	Rashtriya Sadbhavana Yojana
	<b>49.</b>	National Service Scheme (NSS)
<b>XIV.</b>		<b>Basti Sudhar [Improvement of Slums]</b>
	<b>50.</b>	Number of Urban poor families assisted under seven point charter viz. land tenure, housing at affordable cost, water, sanitation, health, education, and social security.
<b>XV.</b>		<b>Paryavaran Sanrakshan evam Van Vridhi [Environment Protection and Afforestation]</b>
	<b>51.</b>	Afforestation (a) Area Covered under Plantation on - Public and Forest Lands (b) Number of Seedlings planted on -Public and Forest Lands
	<b>52.</b>	Prevention of pollution of Rivers and water bodies
	<b>53.</b>	Solid and liquid waste management in - Rural Areas - Urban Areas
<b>XVI.</b>		<b>Samajik Suraksha [Social Security]</b>
	<b>54.</b>	Rehabilitation of handicapped and orphans.
	<b>55.</b>	Welfare of the aged
<b>XVII.</b>		<b>Grameen Sadak [Rural Roads]</b>
	<b>56.</b>	Rural Roads - PMGSY
<b>XVIII.</b>		<b>Grameen Oorja [Energization of Rural Area]</b>
	<b>57.</b>	Bio-diesel Production
	<b>58.</b>	Rajiv Gandhi Grameen Vidyutikaran Yojana
	<b>59.</b>	Renewable Energy
	<b>60.</b>	Energising Pump sets
	<b>61.</b>	Supply of Electricity
	<b>62.</b>	Supply of Kerosene and LPG
<b>XIX.</b>		<b>Pichhara Kshetra Vikas [Development of Backward Areas]</b>
	<b>63.</b>	Backward Regions Grants Fund ( <i>BRGF</i> )
<b>XX.</b>		<b>e- Shasan [IT enabled e-Governance]</b>
	<b>64.</b>	Central and State Governments
	<b>65.</b>	Panchayats and Municipalities

**ABBREVIATIONS USED**

AAY	Antyodaya Anna Yojana
ARWSP	Accelerated Rural Water Supply Programme
DDRS	Deen Dayal Rehabilitation Scheme
EWS	Economically Weaker Section
IAY	Indira Awaas Yojana
ICDS	Integrated Child Development Scheme
LIG	Low Income Group
MWE	Minimum Wages Enforcement
NC	Not Covered
NREGS	National Rural Employment Guarantee Scheme
PC	Partially Covered
PMGSY	Prime Minister Grameen Sadak Yojana
SC	Scheduled Caste
RGVY	Rajiv Gandhi Grameen Vidyutikaran Yojana
SGRY	Sampoorna Grameen Rojgar yojana
SGSY	Swaranjayanati Gram Swarojgar Yojana
SHG	Self Help Groups
ST	Scheduled Tribe
TPDS	Targeted Public Distribution system