

## सारणी संख्या 5.1 - धात्विक खनिज उत्पादन

Table No. 5.1 - Metallic Minerals Production

|                                    | अप्रैल | मई     | जून    | जुलाई  | अगस्त  | सितम्बर | अक्टूबर | नवम्बर | दिसम्बर | जनवरी  | फरवरी  | मार्च                  |
|------------------------------------|--------|--------|--------|--------|--------|---------|---------|--------|---------|--------|--------|------------------------|
|                                    | Apr    | May    | Jun    | Jul    | Aug    | Sep     | Oct     | Nov    | Dec     | Jan    | Feb    | Mar                    |
| <b>Bauxite(000 Tonnes)</b>         |        |        |        |        |        |         |         |        |         |        |        | बॉक्साइट (000 टन)      |
| 2008-09                            | 2044   | 1917   | 1009   | 1082   | 820    | 1028    | 1184    | 1194   | 1268    | 1263   | 1055   | 1637                   |
| 2009-10                            | 1301   | 1203   | 939    | 986    | 940    | 878     | 1353    | 1548   | 1187    | 1236   | 1274   | 1367                   |
| 2010-11                            | 1216   | 1185   | 969    | 789    | 814    | 824     | 1009    | 1044   | 1198    |        |        |                        |
| <b>Chromite (000 Tonnes)</b>       |        |        |        |        |        |         |         |        |         |        |        | क्रोमाइट (000 टन)      |
| 2008-09                            | 351    | 467    | 380    | 308    | 270    | 248     | 322     | 195    | 212     | 233    | 401    | 586                    |
| 2009-10                            | 287    | 305    | 281    | 222    | 231    | 269     | 249     | 292    | 355     | 309    | 283    | 303                    |
| 2010-11                            | 418    | 396    | 390    | 194    | 220    | 219     | 346     | 450    | 450     |        |        |                        |
| <b>Copper Ore (000 Tonnes)</b>     |        |        |        |        |        |         |         |        |         |        |        | तांबा (000 टन)         |
| 2008-09                            | 202    | 159    | 202    | 253    | 266    | 290     | 321     | 249    | 245     | 217    | 246    | 325                    |
| 2009-10                            | 275    | 227    | 252    | 229    | 238    | 269     | 245     | 252    | 316     | 299    | 311    | 316                    |
| 2010-11                            | 279    | 289    | 285    | 288    | 286    | 273     | 321     | 288    | 315     |        |        |                        |
| <b>Gold (Kgs)</b>                  |        |        |        |        |        |         |         |        |         |        |        | सोना (कि.ग्राम)        |
| 2008-09                            | 192    | 249    | 245    | 258    | 225    | 232     | 203     | 182    | 176     | 181    | 158    | 158                    |
| 2009-10                            | 159    | 131    | 165    | 201    | 194    | 168     | 163     | 169    | 163     | 172    | 203    | 220                    |
| 2010-11                            | 180    | 153    | 144    | 200    | 200    | 191     | 197     | 200    | 154     |        |        |                        |
| <b>Iron Ore ('000 tonnes)</b>      |        |        |        |        |        |         |         |        |         |        |        | लोह अयस्क ('000 टन)    |
| 2008-09                            | 20445  | 19707  | 13667  | 14911  | 14118  | 16871   | 14786   | 16116  | 21224   | 23349  | 23355  | 23533                  |
| 2009-10                            | 19932  | 19988  | 17679  | 15942  | 15366  | 14926   | 16873   | 17680  | 18947   | 19743  | 19163  | 22661                  |
| 2010-11                            | 21306  | 20645  | 15671  | 13781  | 13266  | 12236   | 15512   | 17111  | 19775   |        |        |                        |
| <b>Lead Conc. (Tonnes)</b>         |        |        |        |        |        |         |         |        |         |        |        | सीसा सान्द्र (टन)      |
| 2008-09                            | 10963  | 11545  | 10020  | 11548  | 11695  | 11332   | 10704   | 11782  | 8805    | 9542   | 9695   | 9666                   |
| 2009-10                            | 9866   | 10264  | 12010  | 11672  | 9230   | 10579   | 11563   | 11818  | 11883   | 11883  | 12469  | 12858                  |
| 2010-11                            | 9434   | 10864  | 11552  | 10442  | 10599  | 10481   | 11601   | 12908  | 14087   |        |        |                        |
| <b>Manganese Ore ( 000 Tonnes)</b> |        |        |        |        |        |         |         |        |         |        |        | मैंगनीज अयस्क (000 टन) |
| 2008-09                            | 245    | 274    | 234    | 221    | 181    | 204     | 239     | 177    | 207     | 188    | 225    | 212                    |
| 2009-10                            | 204    | 208    | 197    | 162    | 163    | 156     | 157     | 210    | 239     | 232    | 235    | 253                    |
| 2010-11                            | 304    | 282    | 254    | 230    | 188    | 199     | 214     | 225    | 294613  |        |        |                        |
| <b>Tin Conc.(Kgs)</b>              |        |        |        |        |        |         |         |        |         |        |        | टीन सान्द्र (कि.ग्राम) |
| 2008-09                            | 4029   | 4495   | 2102   | 5698   | 9457   | 6801    | 7238    | 4961   | 2896    | 4946   | 2881   | 3898                   |
| 2009-10                            | 2832   | 1478   | 2727   | 2936   | 3750   | 5508    | 6513    | 8333   | 8627    | 6287   | 6197   | 3827                   |
| 2010-11                            | 2781   | 3952   | 5256   | 4358   | 4211   | 6087    | 8308    | 4929   | 4869    |        |        |                        |
| <b>Zinc Conc. (Tonnes)</b>         |        |        |        |        |        |         |         |        |         |        |        | जिन्क सान्द्र (टन)     |
| 2008-09                            | 82443  | 90169  | 87775  | 101350 | 108364 | 105876  | 111473  | 103947 | 102919  | 107784 | 102051 | 105547                 |
| 2009-10                            | 96607  | 97379  | 111612 | 109351 | 102023 | 111802  | 112385  | 106670 | 112858  | 111835 | 93888  | 110670                 |
| 2010-11                            | 92595  | 104587 | 114251 | 107865 | 126768 | 114847  | 126457  | 126196 | 125079  |        |        |                        |

Source : Indian Bureau of Mines, Ministry of Mines

स्त्रोत : भारतीय खान ब्यूरो, खान मंत्रालय।

## खनिज

## Minerals

## सारणी संख्या 5.2 - अधात्विक खनिज उत्पादन

Table No. 5.2 - Non-metallic Minerals Production-Contd.

|                                   | अप्रैल | मई     | जून   | जुलाई  | अगस्त | सितम्बर | अक्टूबर | नवम्बर | दिसम्बर | जनवरी | फरवरी | मार्च                  |
|-----------------------------------|--------|--------|-------|--------|-------|---------|---------|--------|---------|-------|-------|------------------------|
|                                   | Apr    | May    | Jun   | Jul    | Aug   | Sep     | Oct     | Nov    | Dec     | Jan   | Feb   | Mar                    |
| <b>Ball Clay (Tonnes)</b>         |        |        |       |        |       |         |         |        |         |       |       | बॉल मिट्टी (टन)        |
| 2008-09                           | 70568  | 104205 | 94472 | 73878  | 55796 | 64689   | 77810   | 69126  | 95122   | 51544 | 32526 | 63445                  |
| 2009-10                           | 87711  | 87209  | 73067 | 87088  | 52204 | 62632   | 73395   | 59962  | 69669   | 72445 | 75994 | 78941                  |
| 2010-11                           | 102905 | 110870 | 99461 | 111754 | 95835 | 63340   | 85913   | 80479  | 66731   |       |       |                        |
| <b>Chalk (Tonnes)</b>             |        |        |       |        |       |         |         |        |         |       |       | चाँक (टन)              |
| 2008-09                           | 24481  | 25134  | 20496 | 12439  | 5160  | 7228    | 13474   | 16964  | 18894   | 19175 | 17855 | 18401                  |
| 2009-10                           | 20771  | 20096  | 16333 | 9751   | 3255  | 8453    | 12776   | 16324  | 19401   | 18585 | 18157 | 18119                  |
| 2010-11                           | 21698  | 20021  | 15603 | 5548   | 1288  | 4325    | 9012    | 11624  | 18717   |       |       |                        |
| <b>Clay (Others) (000 Tonnes)</b> |        |        |       |        |       |         |         |        |         |       |       | मिट्टी अन्य (000 टन)   |
| 2008-09                           | 55     | 86     | 66    | 53     | 13    | 18      | 46      | 62     | 77      | 69    | 29    | 13                     |
| 2009-10                           | 13     | 76     | 85    | 87     | 64    | 54      | 64      | 104    | 107     | 98    | 109   | 111                    |
| 2010-11                           | 90     | 113    | 94    | 92     | 63    | 147     | 157     | 134    | 308     |       |       |                        |
| <b>Dolomite (000 Tonnes)</b>      |        |        |       |        |       |         |         |        |         |       |       | डोलोमाइट (000 टन)      |
| 2008-09                           | 354    | 361    | 350   | 365    | 307   | 339     | 305     | 300    | 373     | 365   | 336   | 384                    |
| 2009-10                           | 337    | 347    | 418   | 407    | 440   | 407     | 434     | 468    | 490     | 404   | 395   | 384                    |
| 2010-11                           | 406    | 365    | 324   | 385    | 403   | 372     | 390     | 402    | 415     |       |       |                        |
| <b>Felspar (Tonnes)</b>           |        |        |       |        |       |         |         |        |         |       |       | फेल्सपर (टन)           |
| 2008-09                           | 41647  | 43544  | 36536 | 43212  | 26005 | 37222   | 21026   | 26503  | 22299   | 28437 | 24749 | 20555                  |
| 2009-10                           | 20110  | 26670  | 35043 | 34529  | 30663 | 35942   | 27264   | 35917  | 37115   | 31845 | 41429 | 46929                  |
| 2010-11                           | 40823  | 42394  | 42407 | 34778  | 35419 | 26418   | 29561   | 32776  | 49382   |       |       |                        |
| <b>Fireclay (Tonnes)(1)</b>       |        |        |       |        |       |         |         |        |         |       |       | (1) आग रोक मिट्टी (टन) |
| 2008-09                           | 35820  | 44977  | 35054 | 28908  | 22711 | 25951   | 26014   | 25442  | 38892   | 37840 | 28754 | 31237                  |
| 2009-10                           | 41377  | 45156  | 34329 | 44928  | 35555 | 29261   | 30047   | 24084  | 30274   | 30615 | 28168 | 24677                  |
| 2010-11                           | 27711  | 27944  | 37557 | 19924  | 27698 | 23684   | 28866   | 39960  | 40509   |       |       |                        |
| <b>Diaspore (Tonnes)</b>          |        |        |       |        |       |         |         |        |         |       |       | डाइस्पोर (टन)          |
| 2008-09                           | 2408   | 3079   | 2437  | 2394   | 1947  | 1792    | 1480    | 1874   | 2457    | 1917  | 2183  | 1698                   |
| 2009-10                           | 1411   | 1467   | 1848  | 2624   | 2244  | 1891    | 1887    | 2494   | 3331    | 2577  | 2688  | 1940                   |
| 2010-11                           | 2312   | 2504   | 1836  | 2542   | 2018  | 1747    | 1381    | 1918   | 2598    |       |       |                        |
| <b>Kaolin (000 Tonnes)(2)</b>     |        |        |       |        |       |         |         |        |         |       |       | (2) कायोлин (000 टन)   |
| 2008-09                           | 144    | 166    | 133   | 135    | 118   | 135     | 148     | 164    | 162     | 175   | 163   | 167                    |
| 2009-10                           | 189    | 202    | 191   | 175    | 181   | 184     | 204     | 196    | 261     | 262   | 219   | 227                    |
| 2010-11                           | 266    | 296    | 212   | 148    | 114   | 164     | 190     | 166    | 227     |       |       |                        |

(1) Excludes the production of fire clay if any recovered

(1) यदि कोयला खानों में अग्निसह मिट्टी का कोई उत्पादन होता है तो वह सम्मिलित नहीं

Contd.

## सारणी संख्या 5.2 - अधात्विक खनिज उत्पादन -समाप्त

Table No. 5.2 - Non-metallic Minerals Production-Concltd.

|                                    | अप्रैल                         | मई    | जून   | जुलाई | अगस्त | सितम्बर | अक्तूबर | नवम्बर | दिसम्बर | जनवरी | फरवरी | मार्च |
|------------------------------------|--------------------------------|-------|-------|-------|-------|---------|---------|--------|---------|-------|-------|-------|
|                                    | Apr                            | May   | Jun   | Jul   | Aug   | Sep     | Oct     | Nov    | Dec     | Jan   | Feb   | Mar   |
| <b>Kyanite (Tonnes)</b>            | <b>क्यानाइट (टन)</b>           |       |       |       |       |         |         |        |         |       |       |       |
| 2008-09                            | 481                            | 462   | 507   | 570   | 407   | 250     | 245     | 250    | 411     | 139   | 258   | 254   |
| 2009-10                            | 110                            | 407   | 304   | 333   | 450   | 352     | 391     | 788    | 667     | 513   | 576   | 590   |
| 2010-11                            | 716                            | 570   | 308   | 292   | 310   | 399     | 247     | 305    | 1092    |       |       |       |
| <b>Limekankar (Tonnes)</b>         | <b>कंकर चूना (टन)</b>          |       |       |       |       |         |         |        |         |       |       |       |
| 2008-09                            | 43857                          | 44838 | 51425 | 58909 | 47962 | 43785   | 16548   | 18672  | 28215   | 38177 | 21384 | 20561 |
| 2009-10                            | 17421                          | 20299 | 35518 | 34693 | 38299 | 23750   | 32247   | 12141  | 24197   | 28734 | 19120 | 47017 |
| 2010-11                            | 47643                          | 48400 | 45109 | 43881 | 43359 | 41300   | 24943   | 13168  | 16052   |       |       |       |
| <b>Limeshell (Tonnes)</b>          | <b>चूना शेल (टन)</b>           |       |       |       |       |         |         |        |         |       |       |       |
| 2008-09                            | 11241                          | 10992 | 6292  | 5462  | 4330  | 4908    | 4952    | 7481   | 9768    | 8887  | 8869  | 11694 |
| 2009-10                            | 9595                           | 8074  | 6288  | 4321  | 5803  | 6140    | 5451    | 4913   | 5091    | 3341  | 1448  | 2208  |
| 2010-11                            | 2196                           | 2482  | 2348  | 3777  | 1828  | 2120    | 2768    | 2176   | 3179    |       |       |       |
| <b>Limestone ('000 tonnes)</b>     | <b>चूने का पत्थर ('000 टन)</b> |       |       |       |       |         |         |        |         |       |       |       |
| 2008-09                            | 17271                          | 17485 | 16836 | 17454 | 15009 | 15630   | 16445   | 16989  | 18051   | 17572 | 16255 | 18379 |
| 2009-10                            | 18399                          | 18311 | 18023 | 18207 | 17554 | 17406   | 18502   | 18709  | 20053   | 19993 | 19331 | 21442 |
| 2010-11                            | 19474                          | 19798 | 20826 | 19405 | 17942 | 17398   | 19439   | 18824  | 18782   |       |       |       |
| <b>Magnesite (Tonnes)</b>          | <b>मैगनेसाइट (टन)</b>          |       |       |       |       |         |         |        |         |       |       |       |
| 2008-09                            | 18013                          | 22038 | 21830 | 22964 | 18557 | 18978   | 21217   | 21422  | 22155   | 18231 | 19786 | 20739 |
| 2009-10                            | 20171                          | 21411 | 22592 | 23653 | 23674 | 22681   | 23163   | 26262  | 27225   | 23175 | 23641 | 27985 |
| 2010-11                            | 26475                          | 23432 | 25304 | 27370 | 18835 | 11136   | 8616    | 15718  | 22699   |       |       |       |
| <b>Quartz (Tonnes)</b>             | <b>क्वार्ट्ज (टन)</b>          |       |       |       |       |         |         |        |         |       |       |       |
| 2008-09                            | 23726                          | 27593 | 34766 | 27248 | 20244 | 26238   | 21190   | 20126  | 32589   | 25595 | 34191 | 36527 |
| 2009-10                            | 31945                          | 39812 | 41696 | 45833 | 38450 | 36020   | 34944   | 38488  | 44298   | 34558 | 37767 | 45421 |
| 2010-11                            | 48460                          | 47866 | 43587 | 28881 | 25854 | 27168   | 32817   | 31930  | 46227   |       |       |       |
| <b>Quartzite (Tonnes)</b>          | <b>क्वार्ट्जाइट (टन)</b>       |       |       |       |       |         |         |        |         |       |       |       |
| 2008-09                            | 5073                           | 7955  | 8063  | 7705  | 7707  | 8559    | 8960    | 5855   | 6026    | 6970  | 9014  | 7756  |
| 2009-10                            | 6703                           | 7970  | 11404 | 10700 | 8736  | 9579    | 8418    | 6383   | 12489   | 7714  | 10050 | 11100 |
| 2010-11                            | 8996                           | 11825 | 12318 | 12340 | 9884  | 12309   | 11141   | 8438   | 8280    |       |       |       |
| <b>Sand (Others) ( 000 Tonnes)</b> | <b>रेता (अन्य) (000 टन)</b>    |       |       |       |       |         |         |        |         |       |       |       |
| 2008-09                            | 177                            | 275   | 112   | 96    | 91    | 53      | 79      | 150    | 243     | 262   | 264   | 260   |
| 2009-10                            | 370                            | 292   | 212   | 57    | 30    | 125     | 132     | 185    | 187     | 196   | 161   | 278   |
| 2010-11                            | 290                            | 197   | 212   | 149   | 158   | 85      | 140     | 134    | 121     |       |       |       |
| <b>Silica Sand (000 Tonnes)</b>    | <b>सिलिका रेत (000 टन)</b>     |       |       |       |       |         |         |        |         |       |       |       |
| 2008-09                            | 362                            | 349   | 290   | 213   | 182   | 196     | 177     | 205    | 179     | 220   | 164   | 139   |
| 2009-10                            | 219                            | 198   | 142   | 118   | 145   | 136     | 130     | 164    | 203     | 183   | 223   | 205   |
| 2010-11                            | 222                            | 402   | 661   | 163   | 95    | 167     | 135     | 165    | 196     |       |       |       |
| <b>Sillimanite (Tonnes)</b>        | <b>सिलेमेनाइट (टन)</b>         |       |       |       |       |         |         |        |         |       |       |       |
| 2008-09                            | 3237                           | 3465  | 2865  | 3069  | 2747  | 2349    | 2093    | 2676   | 2896    | 2844  | 2182  | 2975  |
| 2009-10                            | 1672                           | 1211  | 1583  | 1916  | 2522  | 2101    | 2519    | 2699   | 3597    | 2965  | 2219  | 3397  |
| 2010-11                            | 2156                           | 2220  | 2080  | 2883  | 2103  | 2995    | 2919    | 2448   | 2712    |       |       |       |

Source : Indian Bureau of Mines, Ministry of Mines

स्त्रोत : भारतीय खान ब्यूरो, खान मंत्रालय।

## सारणी संख्या 5.3 - रासायनिक उर्वरक खनिज और बहुमूल्य व अर्धबहु मूल्यपत्थर का उत्पादन

Table No. 5.3 - Production of Chemical Fertilizer Minerals and Precious &amp; Semi--Precious Stones

|                                  | अप्रैल | मई   | जून  | जुलाई | अगस्त | सितम्बर | अक्तूबर | नवम्बर | दिसम्बर | जनवरी | फरवरी | मार्च                          |
|----------------------------------|--------|------|------|-------|-------|---------|---------|--------|---------|-------|-------|--------------------------------|
|                                  | Apr    | May  | Jun  | Jul   | Aug   | Sep     | Oct     | Nov    | Dec     | Jan   | Feb   | Mar                            |
| <b>Apatite (Tonnes)</b>          |        |      |      |       |       |         |         |        |         |       |       | <b>एपाटाइट (टन)</b>            |
| 2008-09                          | 484    | 832  | 460  | 320   | 400   | 350     | 300     | 543    | 300     | 593   | 543   | 348                            |
| 2009-10                          | 698    | 862  | 468  | 340   | 350   | 336     | 336     | 310    | 310     | 320   | 404   | 664                            |
| 2010-11                          | 624    | 568  | 436  | 240   | 240   | 190     | 165     | 180    | 180     |       |       |                                |
| <b>Fluorite(Graded) (Tonnes)</b> |        |      |      |       |       |         |         |        |         |       |       | <b>फ्लोराइट (ग्रेडिड) (टन)</b> |
| 2008-09                          | -      | 334  | 155  | 268   | 213   | 410     | 152     | 258    | 0       | 149   | 125   | 741                            |
| 2009-10                          | 0      | 0    | 776  | 289   | 312   | 359     | 107     | 467    | 0       | 797   | 450   | 1439                           |
| 2010-11                          | 48     | 506  | 79   | 312   | 558   | 46      | 182     | 214    | 290     |       |       |                                |
| <b>Phosphorite (000 Tonnes)</b>  |        |      |      |       |       |         |         |        |         |       |       | <b>फोस्फोरइट ( 000 टन)</b>     |
| 2008-09                          | 142    | 169  | 167  | 187   | 202   | 132     | 103     | 103    | 82      | 148   | 203   | 93                             |
| 2009-10                          | 194    | 147  | 169  | 127   | 132   | 70      | 79      | 69     | 101     | 147   | 93    | 163                            |
| 2010-11                          | 132    | 178  | 181  | 132   | 149   | 154     | 158     | 192    | 206     |       |       |                                |
| <b>Salt (Rock) (Tonnes)</b>      |        |      |      |       |       |         |         |        |         |       |       | <b>नमक (चट्टान) (टन)</b>       |
| 2008-09                          | 157    | 204  | 152  | 134   | 100   | 146     | 160     | 215    | 266     | 205   | 132   | 142                            |
| 2009-10                          | 170    | 165  | 196  | 85    | 46    | 153     | 174     | 177    | 186     | 168   | 168   | 159                            |
| 2010-11                          | 140    | 159  | 122  | 89    | 123   | 126     | 153     | 159    | 177     |       |       |                                |
| <b>Diamond (Carats)</b>          |        |      |      |       |       |         |         |        |         |       |       | <b>हीरा (कैरेट)</b>            |
| 2008-09                          | 66     | 47   | 37   | 80    | 60    | 77      | 91      | 13     | 27      | -     | -     | -                              |
| 2009-10                          | 8      | 28   | 188  | 1120  | 1737  | 1530    | 1390    | 1645   | 1883    | 1801  | 2117  | 3363                           |
| 2010-11                          | 2711   | 3020 | 5646 | 940   | 138   | 7125    | 101     | 4      | 79      |       |       |                                |
| <b>Gypsum (000 Tonnes)</b>       |        |      |      |       |       |         |         |        |         |       |       | <b>जिप्सम (000 टन)</b>         |
| 2008-09                          | 285    | 299  | 427  | 372   | 338   | 357     | 243     | 317    | 374     | 336   | 277   | 253                            |
| 2009-10                          | 285    | 233  | 283  | 195   | 331   | 280     | 277     | 326    | 432     | 429   | 164   | 213                            |
| 2010-11                          | 180    | 303  | 385  | 321   | 419   | 490     | 474     | 406    | 389     |       |       |                                |
| <b>Mica Crude (Tonnes)</b>       |        |      |      |       |       |         |         |        |         |       |       | <b>अन्नक अपरिष्कृत (टन)</b>    |
| 2008-09                          | 83     | 80   | 99   | 110   | 108   | 96      | 98      | 105    | 115     | 70    | 105   | 120                            |
| 2009-10                          | 125    | 79   | 124  | 84    | 62    | 114     | 126     | 120    | 120     | 105   | 82    | 83                             |
| 2010-11                          | 99     | 69   | 95   | 105   | 88    | 87      | 100     | 108    | 164     |       |       |                                |

Source : Indian Bureau of Mines, Ministry of Mines

स्त्रोत : भारतीय खान ब्यूरो, खान मंत्रालय।

## खनिज

## Minerals

## सारणी संख्या 5.4 - अन्य खनिज का उत्पादन

Table No. 5.4 - Production of Other Minerals-Contd.

|                                   | अप्रैल                            | मई     | जून    | जुलाई  | अगस्त  | सितम्बर | अक्टूबर | नवम्बर | दिसम्बर | जनवरी  | फरवरी  | मार्च  |
|-----------------------------------|-----------------------------------|--------|--------|--------|--------|---------|---------|--------|---------|--------|--------|--------|
|                                   | Apr                               | May    | Jun    | Jul    | Aug    | Sep     | Oct     | Nov    | Dec     | Jan    | Feb    | Mar    |
| <b>Barytes (Tonnes)</b>           | <b>बराईट्स (टन)</b>               |        |        |        |        |         |         |        |         |        |        |        |
| 2008-09                           | 97849                             | 102838 | 155111 | 167849 | 78522  | 153852  | 118179  | 101746 | 203086  | 174302 | 147835 | 179580 |
| 2009-10                           | 165770                            | 205070 | 252968 | 280031 | 216419 | 141123  | 171850  | 86680  | 121956  | 136584 | 215680 | 143640 |
| 2010-11                           | 130164                            | 123903 | 158378 | 275568 | 201338 | 157466  | 134441  | 142589 | 312     |        |        |        |
| <b>Asbestos (Tonnes)</b>          | <b>ऐस्बेस्टस (टन)</b>             |        |        |        |        |         |         |        |         |        |        |        |
| 2008-09                           | 27                                | 33     | 22     | 30     | 39     | 16      | 36      | 18     | 40      | 11     | 10     | 35     |
| 2009-10                           | 15                                | 12     | 34     | 18     | 21     | 20      | 15      | 30     | 21      | 15     | 23     | 10     |
| 2010-11                           | 23                                | 21     | 29     | 17     | 29     | 25      | 23      | 46     | 0       |        |        |        |
| <b>Calcite (Tonnes)</b>           | <b>केल्साइट (टन)</b>              |        |        |        |        |         |         |        |         |        |        |        |
| 2008-09                           | 4278                              | 5811   | 5855   | 5815   | 4895   | 6598    | 6108    | 5163   | 6490    | 5885   | 5908   | 4643   |
| 2009-10                           | 4525                              | 4898   | 5247   | 4241   | 3052   | 4650    | 5083    | 3540   | 3966    | 1812   | 3794   | 3484   |
| 2010-11                           | 3202                              | 5626   | 2893   | 2579   | 1982   | 2938    | 3446    | 2592   | 2496    |        |        |        |
| <b>Garnet (Abrasive) (Tonnes)</b> | <b>गारनेट (अपघर्ष) (टन)</b>       |        |        |        |        |         |         |        |         |        |        |        |
| 2008-09                           | 57385                             | 86110  | 88425  | 79364  | 54733  | 88350   | 92166   | 93321  | 161378  | 62655  | 61731  | 96720  |
| 2009-10                           | 52702                             | 54218  | 92697  | 55966  | 87087  | 117957  | 100939  | 82059  | 110131  | 79567  | 113276 | 380383 |
| 2010-11                           | 140833                            | 143238 | 122474 | 164563 | 199359 | 201358  | 116754  | 115451 | 201243  |        |        |        |
| <b>Graphite R.O.M.(Tonnes)</b>    | <b>ग्रेफाइट (खान निर्गत) (टन)</b> |        |        |        |        |         |         |        |         |        |        |        |
| 2008-09                           | 9452                              | 11263  | 10592  | 9835   | 10251  | 9689    | 9294    | 11907  | 17454   | 9086   | 9416   | 14118  |
| 2009-10                           | 6507                              | 10696  | 11632  | 7571   | 8381   | 9166    | 14438   | 5535   | 7770    | 7713   | 9440   | 10237  |
| 2010-11                           | 11896                             | 7598   | 7764   | 5286   | 7785   | 7600    | 6800    | 8281   | 11106   |        |        |        |
| <b>Ochre (Tonnes)</b>             | <b>ओचर (टन)</b>                   |        |        |        |        |         |         |        |         |        |        |        |
| 2008-09                           | 98266                             | 121852 | 78971  | 33129  | 9573   | 22519   | 48686   | 39522  | 62759   | 55584  | 42241  | 70815  |
| 2009-10                           | 100180                            | 186310 | 147994 | 31233  | 22213  | 33731   | 62838   | 73358  | 40119   | 89726  | 84547  | 138958 |
| 2010-11                           | 147945                            | 214643 | 143621 | 45880  | 22426  | 43620   | 49960   | 48283  | 108131  |        |        |        |
| <b>Pyrophyllite (Tonnes)</b>      | <b>पाईरोफाइलाइट (टन)</b>          |        |        |        |        |         |         |        |         |        |        |        |
| 2008-09                           | 16570                             | 19091  | 12933  | 12334  | 12378  | 16379   | 18617   | 19566  | 20069   | 30145  | 23257  | 19383  |
| 2009-10                           | 11079                             | 18278  | 17328  | 21745  | 23407  | 19257   | 16914   | 23148  | 24297   | 21414  | 25213  | 19200  |
| 2010-11                           | 17010                             | 18033  | 15094  | 17745  | 18655  | 16872   | 13666   | 12566  | 23111   |        |        |        |
| <b>Steatite (Tonnes)</b>          | <b>स्टीटाइट (टन)</b>              |        |        |        |        |         |         |        |         |        |        |        |
| 2008-09                           | 80277                             | 81889  | 62825  | 55672  | 50288  | 52232   | 59598   | 65146  | 81836   | 79774  | 80170  | 75717  |
| 2009-10                           | 88136                             | 72312  | 69854  | 54217  | 53246  | 54311   | 50302   | 68485  | 78968   | 79176  | 66888  | 90961  |
| 2010-11                           | 88488                             | 82736  | 77128  | 72973  | 59626  | 52214   | 56629   | 53624  | 78142   |        |        |        |
| <b>Vermiculite (Tonnes)</b>       | <b>वर्मीकुलाइट (टन)</b>           |        |        |        |        |         |         |        |         |        |        |        |
| 2008-09                           | 1042                              | 1134   | 582    | 942    | 1141   | 1547    | 1277    | 411    | 1426    | 1562   | 2488   | 872    |
| 2009-10                           | 805                               | 937    | 1346   | 1078   | 1082   | 526     | 547     | 926    | 1116    | 1199   | 1750   | 1081   |
| 2010-11                           | 1037                              | 664    | 655    | 1161   | 1086   | 3827    | 3265    | 1213   | 2352    |        |        |        |
| <b>Wollastonite (Tonnes)</b>      | <b>वौलास्टेनाइट (टन)</b>          |        |        |        |        |         |         |        |         |        |        |        |
| 2008-09                           | 9624                              | 9850   | 9320   | 10104  | 8530   | 8979    | 7564    | 8521   | 8882    | 8535   | 6291   | 7259   |
| 2009-10                           | 8336                              | 8483   | 8187   | 9736   | 9728   | 10581   | 9111    | 11263  | 13547   | 13242  | 15117  | 15054  |
| 2010-11                           | 14251                             | 14276  | 14820  | 14331  | 11875  | 13711   | 14770   | 12110  | 18400   |        |        |        |

Contd.

## सारणी संख्या 5.4- अन्य खनिज का उत्पादन - समाप्त

Table No. 5.4 - Production of Other Minerals-Concl'd.

|                           | अप्रैल | मई     | जून    | जुलाई  | अगस्त | सितम्बर | अक्तूबर | नवम्बर | दिसम्बर | जनवरी  | फरवरी  | मार्च                |
|---------------------------|--------|--------|--------|--------|-------|---------|---------|--------|---------|--------|--------|----------------------|
|                           | Apr    | May    | Jun    | Jul    | Aug   | Sep     | Oct     | Nov    | Dec     | Jan    | Feb    | Mar                  |
| <b>Dunite (Tonnes)</b>    |        |        |        |        |       |         |         |        |         |        |        | <b>इयूनाइट (टन)</b>  |
| 2008-09                   | 710    | 1881   | 2351   | 2586   | 2218  | 1365    | 1820    | 2020   | 1740    | 2506   | 3780   | 5188                 |
| 2009-10                   | 4752   | 7993   | 4040   | 9069   | 10030 | 4867    | 3012    | 3190   | 2866    | 1730   | 2260   | 2670                 |
| 2010-11                   | 2180   | 2070   | 1600   | 3225   | 1000  | 0       | 0       | 1420   | 2360    |        |        |                      |
| <b>Felsite (Tonnes)</b>   |        |        |        |        |       |         |         |        |         |        |        | <b>फेल्साइट (टन)</b> |
| 2008-09                   | 16     | 20     | 18     | 18     | 126   | 20      | 78      | 58     | 76      | 121    | 128    | 119                  |
| 2009-10                   | 137    | 127    | 129    | 117    | 111   | 76      | 97      | 87     | 88      | 82     | 67     | 212                  |
| 2010-11                   | 94     | 94     | 94     | 95     | 77    | 55      | 54      | 53     | 64      |        |        |                      |
| <b>Laterite (Tonnes)</b>  |        |        |        |        |       |         |         |        |         |        |        | <b>लेटेराइट (टन)</b> |
| 2008-09                   | 155223 | 191549 | 168815 | 129396 | 77146 | 78895   | 79871   | 78081  | 77407   | 88638  | 62380  | 67017                |
| 2009-10                   | 105438 | 125135 | 123990 | 81931  | 95494 | 99223   | 98776   | 72942  | 123518  | 113771 | 106848 | 96920                |
| 2010-11                   | 143143 | 172084 | 119470 | 28896  | 50803 | 27909   | 42994   | 30364  | 50777   |        |        |                      |
| <b>Shale (000 Tonnes)</b> |        |        |        |        |       |         |         |        |         |        |        | <b>शैल (000 टन)</b>  |
| 2008-09                   | 194    | 198    | 255    | 260    | 281   | 265     | 311     | 255    | 254     | 197    | 210    | 243                  |
| 2009-10                   | 282    | 342    | 293    | 230    | 191   | 189     | 210     | 213    | 205     | 220    | 196    | 234                  |
| 2010-11                   | 201    | 214    | 185    | 238    | 177   | 242     | 274     | 181    | 247     |        |        |                      |

Source : Indian Bureau of Mines, Ministry of Mines

स्त्रोत : भारतीय खान ब्यूरो, खान मंत्रालय।

## सारणी संख्या 5.5 -खनिज उत्पादन के सूचकांक

Table No.5.5 - Index of Mineral Production

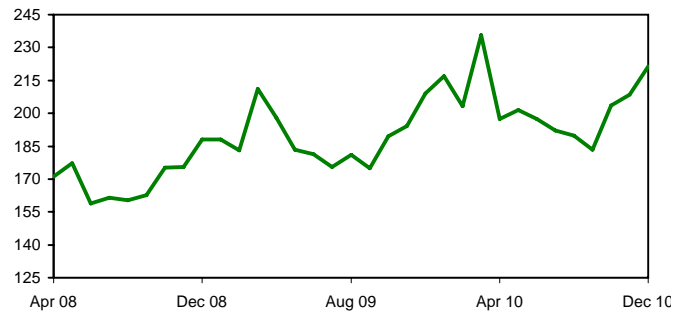
(Base:1993-94=100/आधार:1993-94=100)

|  | अप्रैल  | मई    | जून   | जुलाई | अगस्त | सितम्बर | अक्टूबर | नवम्बर | दिसम्बर | जनवरी | फरवरी | मार्च |
|--|---|-------|-------|-------|-------|---------|---------|--------|---------|-------|-------|-------|
|  | Apr   | May   | Jun   | Jul   | Aug   | Sep     | Oct     | Nov    | Dec     | Jan   | Feb   | Mar   |
| <b>All Minerals (1000.000)</b>         | <b>सभी खनिज (1000.000)</b>                          |       |       |       |       |         |         |        |         |       |       |       |
| 2008-09                                | 171.1   | 177.4 | 158.8 | 161.4 | 160.4 | 162.8   | 175.1   | 175.4  | 188.1   | 188.1 | 183.2 | 211.1 |
| 2009-10                                | 176.9   | 183.4 | 181.3 | 175.5 | 181.1 | 174.9   | 189.4   | 194.2  | 209.0   | 216.9 | 203.3 | 235.6 |
| 2010-11                                | 198.1   | 201.6 | 197.4 | 192.2 | 189.9 | 183.4   | 203.6   | 208.6  | 221.4   |       |       |       |
| <b>Minerals under MCDR 88(123.092)</b> | <b>एम. सी. डी. आर. 88 के अंतर्गत खनिज (123.092)</b> |       |       |       |       |         |         |        |         |       |       |       |
| 2008-09                                | 288.5   | 302.0 | 245.0 | 251.7 | 229.8 | 249.0   | 247.3   | 239.3  | 279.9   | 295.2 | 308.0 | 333.2 |
| 2009-10                                | 289.2   | 282.2 | 269.3 | 248.4 | 241.8 | 239.5   | 257.9   | 268.9  | 293.4   | 294.6 | 280.8 | 321.9 |
| 2010-11                                | 310.8   | 310.3 | 280.4 | 238.5 | 234.4 | 226.1   | 268.9   | 288.5  | 315.8   |       |       |       |
| <b>Metallic Minerals (80.765)</b>      | <b>धात्विक खनिज (80.765)</b>                        |       |       |       |       |         |         |        |         |       |       |       |
| 2008-09                                | 326.5   | 341.2 | 257.9 | 265.3 | 248.3 | 274.6   | 270.6   | 256.2  | 308.0   | 331.9 | 355.7 | 394.3 |
| 2009-10                                | 306.1   | 306.8 | 284.6 | 257.4 | 249.5 | 253.4   | 273.8   | 291.9  | 314.8   | 315.0 | 302.4 | 346.9 |
| 2010-11                                | 343.0   | 335.6 | 286.0 | 234.5 | 237.3 | 223.6   | 282.8   | 314.8  | 344.7   |       |       |       |
| <b>Non Metallic Minerals (42.327)</b>  | <b>अधात्विक खनिज (42.327)</b>                       |       |       |       |       |         |         |        |         |       |       |       |
| 2008-09                                | 216.0   | 227.1 | 220.5 | 225.6 | 194.4 | 199.8   | 202.9   | 206.9  | 226.5   | 225.3 | 217.1 | 224.3 |
| 2009-10                                | 237.5   | 235.2 | 239.4 | 231.2 | 227.1 | 213.0   | 227.5   | 225.0  | 252.7   | 255.7 | 239.5 | 274.3 |
| 2010-11                                | 248.7   | 262.1 | 269.6 | 246.1 | 228.9 | 230.7   | 242.3   | 238.4  | 260.7   |       |       |       |
| <b>Minor Minerals (19.728)</b>         | <b>छोटे खनिज (19.728)</b>                           |       |       |       |       |         |         |        |         |       |       |       |
| 2008-09                                | 143.6   | 143.6 | 143.6 | 143.6 | 143.6 | 143.6   | 143.6   | 143.6  | 143.6   | 143.6 | 143.6 | 143.6 |
| 2009-10                                | 143.6   | 143.6 | 143.6 | 143.6 | 143.6 | 143.6   | 143.6   | 143.6  | 143.6   | 143.6 | 143.6 | 143.6 |
| 2010-11                                | 143.6   | 143.6 | 143.6 | 143.6 | 143.6 | 143.6   | 143.6   | 143.6  | 143.6   |       |       |       |

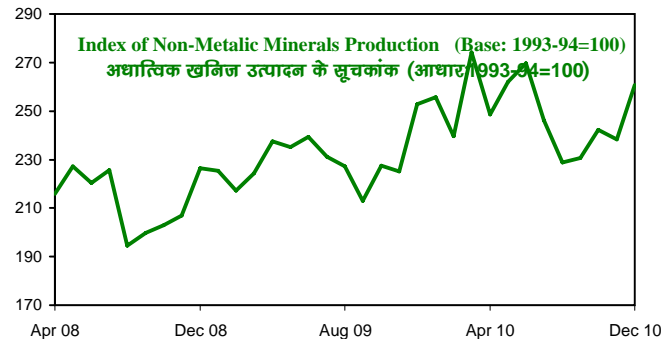
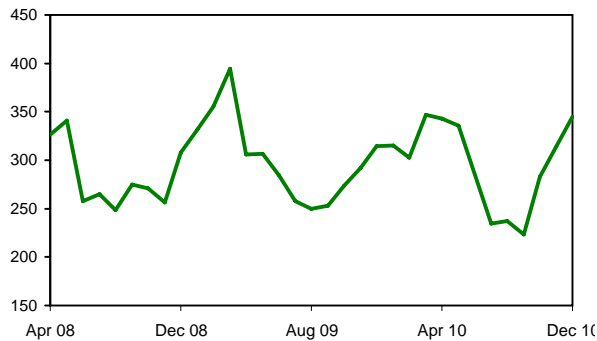
Source : Indian Bureau of Mines, Ministry of Mines

स्त्रोत : भारतीय खान ब्यूरो, खान मंत्रालय।

**Index of All Minerals Production (Base: 1993-94=100)**  
**सभी खनिज उत्पादन के सूचकांक (आधार:1993-94=100)**



**Index of Metallic Minerals Production (Base: 1993-94=100)**  
**धात्विक खनिज उत्पादन के सूचकांक (आधार:1993-94=100)**



## खनिज

## Minerals

## सारणी संख्या 5.6 - धात्विक खनिज उत्पादन के सूचकांक

Table No. 5.6 - Index of Metallic Minerals Production

(Base: 1993-94=100/आधार: 1993-94=100)

|                              | अप्रैल | मई    | जून   | जुलाई | अगस्त | सितम्बर | अक्टूबर | नवम्बर | दिसम्बर | जनवरी | फरवरी | मार्च                        |
|------------------------------|--------|-------|-------|-------|-------|---------|---------|--------|---------|-------|-------|------------------------------|
|                              | Apr    | May   | Jun   | Jul   | Aug   | Sep     | Oct     | Nov    | Dec     | Jan   | Feb   | Mar                          |
| <b>Bauxite (3.877)</b>       |        |       |       |       |       |         |         |        |         |       |       | <b>बॉक्साइट (3.877)</b>      |
| 2008-09                      | 443.2  | 415.7 | 218.7 | 234.6 | 177.7 | 222.8   | 256.7   | 258.9  | 274.8   | 273.9 | 228.8 | 355.0                        |
| 2009-10                      | 282.2  | 260.9 | 203.6 | 213.8 | 203.9 | 190.3   | 293.3   | 335.7  | 257.3   | 268.0 | 276.3 | 296.4                        |
| 2010-11                      | 263.6  | 256.9 | 210.1 | 171.1 | 176.4 | 178.6   | 218.9   | 226.3  | 259.7   |       |       |                              |
| <b>Chromite (11.017)</b>     |        |       |       |       |       |         |         |        |         |       |       | <b>क्रोमाइट (11.017)</b>     |
| 2008-09                      | 396.2  | 526.7 | 428.8 | 347.6 | 304.6 | 280.0   | 363.2   | 220.3  | 238.7   | 262.9 | 452.0 | 660.4                        |
| 2009-10                      | 323.6  | 344.2 | 317.2 | 250.1 | 260.1 | 302.6   | 280.2   | 329.5  | 400.0   | 348.1 | 319.0 | 341.2                        |
| 2010-11                      | 471.2  | 446.1 | 439.2 | 219.2 | 248.1 | 246.7   | 390.5   | 507.7  | 507.2   |       |       |                              |
| <b>Copper Ore (8.352)</b>    |        |       |       |       |       |         |         |        |         |       |       | <b>तांबा अयस्क (8.352)</b>   |
| 2008-09                      | 48.4   | 38.2  | 48.4  | 60.6  | 63.8  | 69.5    | 77.0    | 59.6   | 58.7    | 51.9  | 59.0  | 77.8                         |
| 2009-10                      | 65.9   | 54.4  | 60.3  | 55.0  | 56.9  | 64.5    | 58.7    | 60.3   | 75.7    | 71.5  | 74.6  | 75.6                         |
| 2010-11                      | 66.9   | 69.3  | 68.2  | 69.0  | 68.5  | 65.5    | 76.9    | 69.1   | 75.4    |       |       |                              |
| <b>Gold (5.363)</b>          |        |       |       |       |       |         |         |        |         |       |       | <b>सोना (5.363)</b>          |
| 2008-09                      | 111.0  | 143.9 | 141.6 | 149.1 | 130.1 | 134.1   | 117.3   | 105.2  | 101.7   | 104.6 | 91.3  | 93.1                         |
| 2009-10                      | 91.9   | 75.7  | 95.4  | 116.2 | 112.1 | 97.1    | 94.2    | 97.7   | 94.2    | 99.4  | 117.3 | 127.2                        |
| 2010-11                      | 104.1  | 88.4  | 83.2  | 115.6 | 115.6 | 110.4   | 113.9   | 115.6  | 89.0    |       |       |                              |
| <b>Iron Ore (38.428)</b>     |        |       |       |       |       |         |         |        |         |       |       | <b>लोह अयस्क (38.428)</b>    |
| 2008-09                      | 411.4  | 396.5 | 275.0 | 300.0 | 284.1 | 339.5   | 297.5   | 324.2  | 427.0   | 469.8 | 469.9 | 473.5                        |
| 2009-10                      | 401.1  | 402.2 | 355.7 | 320.8 | 309.2 | 300.3   | 339.5   | 355.7  | 381.2   | 397.2 | 385.6 | 456.0                        |
| 2010-11                      | 428.7  | 415.4 | 315.3 | 277.3 | 266.9 | 246.2   | 312.1   | 344.3  | 397.9   |       |       |                              |
| <b>Lead Conc. (1.650)</b>    |        |       |       |       |       |         |         |        |         |       |       | <b>सीसा सान्द्र (टन)</b>     |
| 2008-09                      | 244.3  | 257.2 | 223.3 | 257.3 | 260.6 | 252.5   | 238.5   | 262.5  | 196.2   | 212.6 | 216.0 | 215.4                        |
| 2009-10                      | 219.8  | 228.7 | 267.6 | 260.1 | 205.7 | 235.7   | 257.6   | 263.3  | 264.8   | 264.8 | 277.8 | 286.5                        |
| 2010-11                      | 210.2  | 242.1 | 257.4 | 232.7 | 236.2 | 233.5   | 258.5   | 287.6  | 313.9   |       |       |                              |
| <b>Manganese Ore (6.122)</b> |        |       |       |       |       |         |         |        |         |       |       | <b>मैंगनीज अयस्क (6.122)</b> |
| 2008-09                      | 173.4  | 194.2 | 165.7 | 156.2 | 128.3 | 144.6   | 168.8   | 125.4  | 146.2   | 133.1 | 159.5 | 150.3                        |
| 2009-10                      | 144.6  | 147.8 | 139.7 | 114.7 | 115.0 | 110.4   | 111.2   | 148.3  | 169.3   | 164.4 | 166.0 | 179.3                        |
| 2010-11                      | 215.2  | 199.8 | 179.9 | 162.4 | 132.9 | 140.9   | 151.6   | 159.1  | 208.4   |       |       |                              |
| <b>Tin Conc.(0.055)</b>      |        |       |       |       |       |         |         |        |         |       |       | <b>सीसा सान्द्र (टन)</b>     |
| 2008-09                      | 38.0   | 42.4  | 19.8  | 53.7  | 89.1  | 64.1    | 68.2    | 46.8   | 27.3    | 46.6  | 27.2  | 36.7                         |
| 2009-10                      | 26.7   | 13.9  | 25.7  | 27.7  | 35.3  | 51.9    | 61.4    | 78.5   | 81.3    | 59.2  | 58.4  | 36.1                         |
| 2010-11                      | 26.2   | 37.2  | 49.5  | 41.1  | 39.7  | 57.4    | 78.3    | 46.5   | 45.9    |       |       |                              |
| <b>Zinc Conc. (5.897)</b>    |        |       |       |       |       |         |         |        |         |       |       | <b>जिन्क सान्द्र (5.897)</b> |
| 2008-09                      | 341.0  | 372.9 | 363.0 | 419.2 | 448.2 | 437.9   | 461.0   | 425.9  | 425.7   | 445.8 | 422.1 | 436.5                        |
| 2009-10                      | 399.6  | 402.2 | 461.6 | 452.3 | 422.0 | 462.4   | 464.8   | 441.2  | 466.8   | 462.5 | 388.3 | 457.7                        |
| 2010-11                      | 383.0  | 432.6 | 472.5 | 446.1 | 524.3 | 475.0   | 523.0   | 521.9  | 517.3   |       |       |                              |

Source : Indian Bureau of Mines, Ministry of Mines

स्त्रोत : भारतीय खान ब्यूरो, खान मंत्रालय।



## सारणी संख्या 5.7 - अधात्विक खनिज उत्पादन के सूचकांक

Table No. 5.7 - Index of Non--Metallic minerals Production-Contd.

(Base: 1993-94=100/आधार : 1993-94=100)

|                              | अप्रैल | मई     | जून    | जुलाई  | अगस्त  | सितम्बर | अक्तूबर | नवम्बर | दिसम्बर | जनवरी  | फरवरी  | मार्च                        |
|------------------------------|--------|--------|--------|--------|--------|---------|---------|--------|---------|--------|--------|------------------------------|
|                              | Apr    | May    | Jun    | Jul    | Aug    | Sep     | Oct     | Nov    | Dec     | Jan    | Feb    | Mar                          |
| <b>Ball Clay (0.184)</b>     |        |        |        |        |        |         |         |        |         |        |        | <b>बॉल मिट्टी (0.184)</b>    |
| 2008-09                      | 230.4  | 340.2  | 308.4  | 241.2  | 182.2  | 211.2   | 254.0   | 225.6  | 310.6   | 168.3  | 106.2  | 207.1                        |
| 2009-10                      | 286.4  | 284.7  | 238.6  | 284.3  | 170.4  | 204.5   | 239.6   | 195.8  | 227.5   | 236.5  | 248.1  | 257.7                        |
| 2010-11                      | 336.0  | 362.0  | 324.7  | 364.9  | 312.9  | 206.8   | 280.5   | 262.8  | 217.9   |        |        |                              |
| <b>Chalk (0.105)</b>         |        |        |        |        |        |         |         |        |         |        |        | <b>चाँक (0.105)</b>          |
| 2008-09                      | 268.6  | 275.7  | 224.8  | 136.5  | 56.6   | 79.3    | 147.8   | 186.0  | 207.3   | 210.3  | 195.9  | 201.9                        |
| 2009-10                      | 227.9  | 220.5  | 179.2  | 107.0  | 35.7   | 92.7    | 140.2   | 179.1  | 212.8   | 203.9  | 199.2  | 198.8                        |
| 2010-11                      | 238.0  | 219.6  | 171.2  | 60.9   | 14.1   | 47.4    | 98.9    | 127.5  | 205.3   |        |        |                              |
| <b>Clay (Others) (0.006)</b> |        |        |        |        |        |         |         |        |         |        |        | <b>मिट्टी (अन्य) (0.006)</b> |
| 2008-09                      | 1573.7 | 2452.1 | 1869.5 | 1497.2 | 375.8  | 503.1   | 1309.5  | 1762.5 | 2194.5  | 1963.4 | 833.2  | 380.6                        |
| 2009-10                      | 374.7  | 2147.4 | 2422.2 | 2479.0 | 1822.0 | 1536.3  | 1815.8  | 2952.4 | 3036.4  | 2785.3 | 3077.4 | 3160.5                       |
| 2010-11                      | 2553.6 | 3200.9 | 2659.8 | 2611.6 | 1780.5 | 415.6   | 446.0   | 380.7  | 874.0   |        |        |                              |
| <b>Dolomite (3.082)</b>      |        |        |        |        |        |         |         |        |         |        |        | <b>डोलोमाइट (3.082)</b>      |
| 2008-09                      | 123.4  | 132.9  | 122.0  | 127.1  | 107.0  | 118.2   | 106.1   | 117.6  | 130.0   | 127.1  | 143.7  | 133.7                        |
| 2009-10                      | 117.5  | 130.5  | 145.6  | 141.7  | 153.3  | 142.0   | 151.3   | 163.0  | 170.7   | 144.2  | 137.7  | 133.9                        |
| 2010-11                      | 141.7  | 127.3  | 112.8  | 134.3  | 140.5  | 129.6   | 135.8   | 140.1  | 144.7   |        |        |                              |
| <b>Felspar (0.042)</b>       |        |        |        |        |        |         |         |        |         |        |        | <b>फेल्सपार (0.042)</b>      |
| 2008-09                      | 573.4  | 599.5  | 503.0  | 595.0  | 358.1  | 512.5   | 289.4   | 316.2  | 307.0   | 391.5  | 340.8  | 283.0                        |
| 2009-10                      | 276.9  | 367.2  | 482.5  | 475.4  | 422.2  | 494.9   | 375.4   | 494.5  | 511.0   | 438.5  | 570.4  | 646.1                        |
| 2010-11                      | 562.1  | 583.7  | 583.9  | 478.8  | 487.7  | 363.7   | 407.0   | 451.3  | 679.9   |        |        |                              |
| <b>Fireclay (0.170)</b>      |        |        |        |        |        |         |         |        |         |        |        | <b>आग रोक मिट्टी (0.170)</b> |
| 2008-09                      | 100.5  | 128.2  | 98.3   | 81.1   | 63.7   | 72.8    | 72.9    | 71.3   | 109.1   | 106.1  | 80.7   | 87.6                         |
| 2009-10                      | 116.1  | 126.7  | 96.3   | 126.0  | 99.7   | 82.1    | 84.3    | 67.6   | 84.9    | 85.9   | 79.0   | 69.2                         |
| 2010-11                      | 77.7   | 78.4   | 105.3  | 55.9   | 77.7   | 66.4    | 81.0    | 112.1  | 113.6   |        |        |                              |
| <b>Diaspore (0.059)</b>      |        |        |        |        |        |         |         |        |         |        |        | <b>डाइस्पोर (0.059)</b>      |
| 2008-09                      | 255.4  | 326.5  | 258.4  | 253.9  | 206.5  | 190.0   | 157.0   | 198.7  | 260.6   | 203.3  | 231.5  | 180.1                        |
| 2009-10                      | 149.6  | 155.6  | 196.0  | 278.3  | 238.0  | 200.5   | 200.1   | 264.5  | 353.2   | 273.3  | 285.1  | 205.7                        |
| 2010-11                      | 245.2  | 265.5  | 194.7  | 269.6  | 214.0  | 185.3   | 146.5   | 203.4  | 275.5   |        |        |                              |
| <b>Kaolin (1.539)</b>        |        |        |        |        |        |         |         |        |         |        |        | <b>कायोलिन (1.539)</b>       |
| 2008-09                      | 268.4  | 306.1  | 248.3  | 251.8  | 219.6  | 251.8   | 275.8   | 305.2  | 301.6   | 325.3  | 303.1  | 311.1                        |
| 2009-10                      | 351.5  | 376.5  | 355.1  | 324.9  | 336.9  | 342.2   | 379.4   | 363.7  | 485.3   | 486.6  | 408.2  | 422.6                        |
| 2010-11                      | 494.0  | 550.7  | 393.5  | 276.2  | 211.5  | 304.5   | 353.7   | 309.1  | 422.6   |        |        |                              |

Contd.

## खनिज

## Minerals

## सारणी संख्या 5.7 - अधात्विक खनिज उत्पादन के सूचकांक -समाप्त

Table No. 5.7 - Index of Non-metallic Minerals Production-Concl'd.

(Base: 1993-94=100/आधार :1993-94=100)

|                              | अप्रैल | मई    | जून   | जुलाई | अगस्त | सितम्बर | अक्टूबर | नवम्बर | दिसम्बर | जनवरी | फरवरी | मार्च                         |
|------------------------------|--------|-------|-------|-------|-------|---------|---------|--------|---------|-------|-------|-------------------------------|
|                              | Apr    | May   | Jun   | Jul   | Aug   | Sep     | Oct     | Nov    | Dec     | Jan   | Feb   | Mar                           |
| <b>Kyanite (0.023)</b>       |        |       |       |       |       |         |         |        |         |       |       | <b>क्यानाइट (0.023)</b>       |
| 2008-09                      | 53.7   | 51.6  | 56.7  | 63.7  | 45.5  | 27.9    | 27.4    | 27.3   | 45.9    | 15.5  | 28.8  | 28.4                          |
| 2009-10                      | 12.3   | 45.5  | 34.0  | 37.2  | 50.3  | 39.3    | 43.7    | 88.0   | 74.5    | 52.9  | 64.4  | 65.9                          |
| 2010-11                      | 80.0   | 63.7  | 34.4  | 32.6  | 34.6  | 44.6    | 27.6    | 34.1   | 122.0   |       |       |                               |
| <b>Limekankar (0.036)</b>    |        |       |       |       |       |         |         |        |         |       |       | <b>कंकर चूना (0.036)</b>      |
| 2008-09                      | 426.8  | 436.4 | 500.5 | 573.3 | 466.8 | 426.1   | 161.1   | 181.7  | 274.6   | 371.6 | 208.1 | 200.1                         |
| 2009-10                      | 169.6  | 197.6 | 345.7 | 337.6 | 372.7 | 231.1   | 313.8   | 118.2  | 235.5   | 279.7 | 186.1 | 457.6                         |
| 2010-11                      | 463.7  | 471.1 | 439.0 | 427.1 | 422.0 | 402.0   | 242.8   | 128.2  | 156.2   |       |       |                               |
| <b>Limeshell (0.083)</b>     |        |       |       |       |       |         |         |        |         |       |       | <b>चूना शैल (0.083)</b>       |
| 2008-09                      | 136.5  | 133.5 | 76.4  | 66.3  | 52.6  | 59.6    | 60.1    | 90.8   | 118.6   | 107.9 | 107.7 | 142.0                         |
| 2009-10                      | 116.5  | 98.0  | 76.4  | 52.5  | 70.5  | 74.6    | 66.2    | 59.7   | 61.8    | 40.3  | 17.6  | 26.8                          |
| 2010-11                      | 26.7   | 30.1  | 28.5  | 45.9  | 22.2  | 25.7    | 33.1    | 26.4   | 38.6    |       |       |                               |
| <b>Limestone (25.010)</b>    |        |       |       |       |       |         |         |        |         |       |       | <b>चूने का पत्थर (25.010)</b> |
| 2008-09                      | 249.2  | 252.3 | 242.9 | 251.9 | 216.6 | 225.5   | 237.3   | 245.1  | 260.5   | 253.6 | 234.6 | 265.2                         |
| 2009-10                      | 265.5  | 264.2 | 260.1 | 262.7 | 253.3 | 251.2   | 268.4   | 270.0  | 289.4   | 289.3 | 279.0 | 309.4                         |
| 2010-11                      | 281.0  | 285.7 | 300.5 | 280.0 | 258.9 | 251.1   | 280.5   | 271.6  | 271.0   |       |       |                               |
| <b>Magnesite (1.127)</b>     |        |       |       |       |       |         |         |        |         |       |       | <b>मैग्नेसाइट (1.127)</b>     |
| 2008-09                      | 57.7   | 70.6  | 69.9  | 73.6  | 59.5  | 60.8    | 67.9    | 68.6   | 71.0    | 58.4  | 63.4  | 66.4                          |
| 2009-10                      | 64.6   | 68.6  | 72.4  | 75.8  | 75.8  | 72.7    | 74.2    | 84.1   | 87.2    | 74.2  | 75.7  | 89.7                          |
| 2010-11                      | 84.8   | 75.1  | 81.1  | 87.7  | 60.3  | 35.7    | 27.6    | 50.4   | 72.7    |       |       |                               |
| <b>Quartz (0.092)</b>        |        |       |       |       |       |         |         |        |         |       |       | <b>क्वार्टज (0.092)</b>       |
| 2008-09                      | 160.3  | 186.4 | 234.9 | 184.1 | 136.8 | 177.3   | 143.1   | 135.9  | 220.2   | 172.9 | 231.0 | 246.8                         |
| 2009-10                      | 215.8  | 269.0 | 281.7 | 309.7 | 250.6 | 243.4   | 236.1   | 260.0  | 299.3   | 241.9 | 255.2 | 306.9                         |
| 2010-11                      | 289.6  | 323.4 | 294.5 | 195.1 | 174.7 | 183.6   | 221.7   | 215.7  | 312.3   |       |       |                               |
| <b>Quartzite (0.087)</b>     |        |       |       |       |       |         |         |        |         |       |       | <b>क्वार्टजाइट (0.087)</b>    |
| 2008-09                      | 64.8   | 101.6 | 103.0 | 98.4  | 98.4  | 109.3   | 76.9    | 74.7   | 76.9    | 89.0  | 115.1 | 99.0                          |
| 2009-10                      | 85.6   | 101.8 | 111.5 | 136.6 | 109.7 | 122.3   | 126.2   | 81.5   | 159.5   | 99.0  | 128.3 | 141.7                         |
| 2010-11                      | 114.9  | 151.0 | 157.3 | 157.6 | 126.2 | 157.2   | 142.3   | 107.7  | 105.7   |       |       |                               |
| <b>Sand (Others) (0.192)</b> |        |       |       |       |       |         |         |        |         |       |       | <b>रेता (अन्य) (0.192)</b>    |
| 2008-09                      | 146.9  | 228.2 | 93.1  | 79.3  | 75.2  | 44.4    | 65.9    | 124.3  | 201.5   | 217.6 | 219.0 | 215.8                         |
| 2009-10                      | 307.7  | 242.7 | 176.1 | 47.7  | 24.6  | 103.9   | 109.9   | 153.3  | 155.3   | 198.5 | 134.1 | 231.3                         |
| 2010-11                      | 240.6  | 163.7 | 176.2 | 123.5 | 131.2 | 70.6    | 116.0   | 111.3  | 100.8   |       |       |                               |
| <b>Silica Sand (0.620)</b>   |        |       |       |       |       |         |         |        |         |       |       | <b>सिलिका रेत (0.620)</b>     |
| 2008-09                      | 228.6  | 220.3 | 182.9 | 134.6 | 115.0 | 123.8   | 111.2   | 129.8  | 112.9   | 138.9 | 103.6 | 87.9                          |
| 2009-10                      | 138.1  | 124.6 | 89.6  | 74.3  | 91.6  | 85.9    | 81.9    | 103.6  | 128.3   | 125.6 | 140.8 | 129.3                         |
| 2010-11                      | 139.8  | 253.6 | 416.7 | 102.6 | 60.2  | 105.4   | 85.0    | 104.1  | 123.7   |       |       |                               |
| <b>Sillimanite (0.120)</b>   |        |       |       |       |       |         |         |        |         |       |       | <b>सिलेमेनाइट (0.120)</b>     |
| 2008-09                      | 316.1  | 338.4 | 279.8 | 299.7 | 268.3 | 229.4   | 210.7   | 261.3  | 282.8   | 277.7 | 213.1 | 290.5                         |
| 2009-10                      | 163.3  | 118.3 | 154.6 | 187.1 | 246.3 | 205.2   | 246.0   | 263.6  | 351.3   | 224.9 | 216.7 | 331.7                         |
| 2010-11                      | 210.6  | 216.8 | 203.1 | 281.5 | 205.4 | 292.5   | 285.1   | 239.1  | 264.8   |       |       |                               |

Source : Indian Bureau of Mines, Ministry of Mines

स्त्रोत : भारतीय खान ब्यूरो, खान मंत्रालय।

सारणी सं 5.8 - रासायनिक उर्वरक खनिज और बहुमूल्य व अर्धबहुमूल्य पत्थर के सूचकांक

Table No. 5.8 -Index of Chemical Fertilizer Mineral, Precious &amp; Semi-precious Stones

(Base: 1993-94=100/आधार : 1993-94=100)

|                                 | अप्रैल                            | मई    | जून   | जुलाई | अगस्त | सितम्बर | अक्तूबर | नवम्बर | दिसम्बर | जनवरी | फरवरी | मार्च |
|---------------------------------|-----------------------------------|-------|-------|-------|-------|---------|---------|--------|---------|-------|-------|-------|
|                                 | Apr                               | May   | Jun   | Jul   | Aug   | Sep     | Oct     | Nov    | Dec     | Jan   | Feb   | Mar   |
| <b>Apatite (0.053)</b>          | <b>एपाटाइट (0.053)</b>            |       |       |       |       |         |         |        |         |       |       |       |
| 2008-09                         | 47.0                              | 80.9  | 44.7  | 31.1  | 38.9  | 34.0    | 29.2    | 30.1   | 29.2    | 57.6  | 52.8  | 33.8  |
| 2009-10                         | 67.8                              | 83.8  | 45.5  | 33.0  | 34.0  | 32.7    | 32.7    | 30.1   | 30.1    | 31.1  | 64.5  | 64.5  |
| 2010-11                         | 60.6                              | 55.2  | 42.4  | 23.3  | 23.3  | 18.5    | 16.0    | 17.5   | 17.5    |       |       |       |
| <b>Fluorite(Graded) (0.056)</b> | <b>फ्लोराइट (ग्रेडिड) (0.056)</b> |       |       |       |       |         |         |        |         |       |       |       |
| 2008-09                         | -                                 | 91.0  | 42.2  | 73.0  | 58.0  | 111.7   | 41.4    | -      | -       | 40.6  | 34.1  | 201.9 |
| 2009-10                         | -                                 | -     | 211.4 | 278.3 | 85.0  | 200.5   | 29.2    | 127.3  | -       | 217.2 | 122.6 | 392.1 |
| 2010-11                         | 13.1                              | 137.9 | 21.5  | 85.0  | 152.0 | 12.5    | 49.6    | 58.3   | 79.0    |       |       |       |
| <b>Phosphorite (4.488)</b>      | <b>फोस्फोरइट (4.488)</b>          |       |       |       |       |         |         |        |         |       |       |       |
| 2008-09                         | 164.7                             | 196.1 | 193.0 | 216.3 | 233.6 | 152.6   | 150.8   | 119.8  | 94.7    | 170.9 | 235.5 | 108.2 |
| 2009-10                         | 224.4                             | 170.5 | 195.8 | 146.9 | 152.6 | 81.3    | 92.0    | 80.3   | 117.4   | 170.5 | 107.9 | 189.2 |
| 2010-11                         | 153.2                             | 206.6 | 210.2 | 152.9 | 173.0 | 178.8   | 183.1   | 222.5  | 238.3   |       |       |       |
| <b>Salt (Rock) (0.009)</b>      | <b>नमक (चट्टान) (0.009)</b>       |       |       |       |       |         |         |        |         |       |       |       |
| 2008-09                         | 60.9                              | 79.1  | 58.9  | 51.9  | 38.8  | 56.6    | 62.0    | 83.3   | 103.1   | 79.5  | 51.2  | 55.0  |
| 2009-10                         | 65.9                              | 64.0  | 76.0  | 33.0  | 17.8  | 59.3    | 87.4    | 68.6   | 72.1    | 61.2  | 65.1  | 61.6  |
| 2010-11                         | 54.3                              | 61.6  | 47.3  | 34.5  | 47.7  | 48.8    | 59.3    | 61.6   | 68.6    |       |       |       |
| <b>Diamond (0.471)</b>          | <b>हीरा (0.471)</b>               |       |       |       |       |         |         |        |         |       |       |       |
| 2008-09                         | 4.1                               | 2.9   | 2.3   | 5.0   | 3.8   | 4.8     | 5.7     | 0.8    | 1.7     | -     | -     | -     |
| 2009-10                         | 0.5                               | 1.8   | 11.7  | 69.9  | 108.4 | 95.5    | 86.8    | 102.7  | 117.5   | 112.4 | 132.2 | 209.9 |
| 2010-11                         | 169.2                             | 188.5 | 352.4 | 58.7  | 8.6   | 444.8   | 6.3     | 0.3    | 4.9     |       |       |       |
| <b>Gypsum (1.199)</b>           | <b>जिप्सम (1.199)</b>             |       |       |       |       |         |         |        |         |       |       |       |
| 2008-09                         | 202.7                             | 212.5 | 303.8 | 264.7 | 240.5 | 253.9   | 173.0   | 225.4  | 266.0   | 239.3 | 197.2 | 180.1 |
| 2009-10                         | 203.0                             | 166.2 | 201.6 | 138.7 | 235.6 | 199.6   | 197.3   | 232.2  | 307.6   | 305.5 | 116.8 | 151.5 |
| 2010-11                         | 128.1                             | 215.6 | 274.4 | 228.6 | 298.4 | 348.9   | 337.8   | 289.3  | 276.9   |       |       |       |
| <b>Mica Crude (0.078)</b>       | <b>अभ्रक सान्द्र (0.078)</b>      |       |       |       |       |         |         |        |         |       |       |       |
| 2008-09                         | 46.9                              | 45.2  | 55.9  | 62.2  | 61.0  | 54.2    | 55.4    | 59.3   | 65.0    | 39.6  | 59.3  | 67.8  |
| 2009-10                         | 70.6                              | 44.6  | 70.1  | 47.5  | 35.0  | 64.4    | 71.2    | 67.8   | 67.8    | 59.3  | 46.3  | 46.9  |
| 2010-11                         | 55.9                              | 39.0  | 53.7  | 59.3  | 49.7  | 49.2    | 56.5    | 61.0   | 92.7    |       |       |       |

Source : Indian Bureau of Mines, Ministry of Mines

स्त्रोत : भारतीय खान ब्यूरो, खान मंत्रालय।

## खनिज

## Minerals

## सारणी संख्या 5.9 - अन्य खनिज के सूचकांक

Table No. 5.9 - Index of Other Minerals

(Base: 1993-94=100/आधार : 1993-94=100)

|                                 | अप्रैल                               | मई     | जून    | जुलाई  | अगस्त  | सितम्बर | अक्टूबर | नवम्बर | दिसम्बर | जनवरी  | फरवरी  | मार्च  |
|---------------------------------|--------------------------------------|--------|--------|--------|--------|---------|---------|--------|---------|--------|--------|--------|
|                                 | Apr                                  | May    | Jun    | Jul    | Aug    | Sep     | Oct     | Nov    | Dec     | Jan    | Feb    | Mar    |
| <b>Barytes (1.084)</b>          | <b>बराईट्स (1.084)</b>               |        |        |        |        |         |         |        |         |        |        |        |
| 2008-09                         | 223.1                                | 234.0  | 353.6  | 382.7  | 179.0  | 350.8   | 269.5   | 231.9  | 463.0   | 397.4  | 337.1  | 409.4  |
| 2009-10                         | 377.9                                | 467.5  | 576.7  | 638.4  | 493.4  | 321.7   | 391.8   | 197.6  | 278.0   | 311.4  | 491.7  | 327.5  |
| 2010-11                         | 296.8                                | 282.5  | 361.1  | 628.3  | 459.0  | 359.0   | 306.5   | 325.1  | 711.3   |        |        |        |
| <b>Asbestos (0.069)</b>         | <b>ऐस्बेस्टस (0.069)</b>             |        |        |        |        |         |         |        |         |        |        |        |
| 2008-09                         | 0.8                                  | 1.0    | 0.6    | 0.9    | 1.1    | 0.5     | 1.0     | 0.5    | 1.2     | 0.3    | 0.3    | 1.0    |
| 2009-10                         | 0.4                                  | 0.4    | 1.0    | 0.5    | 0.6    | 0.6     | 0.4     | 0.9    | 0.6     | 0.4    | 0.7    | 0.3    |
| 2010-11                         | 0.7                                  | 0.6    | 0.8    | 0.5    | 0.8    | 0.7     | 0.7     | 1.3    | 0.0     |        |        |        |
| <b>Calcite (0.080)</b>          | <b>कैल्साइट (0.080)</b>              |        |        |        |        |         |         |        |         |        |        |        |
| 2008-09                         | 72.5                                 | 98.5   | 99.3   | 98.6   | 83.0   | 111.9   | 103.5   | 87.5   | 110.0   | 99.8   | 100.2  | 78.7   |
| 2009-10                         | 76.7                                 | 83.0   | 89.0   | 71.9   | 70.4   | 78.8    | 69.3    | 60.0   | 67.2    | 30.7   | 64.3   | 59.1   |
| 2010-11                         | 54.3                                 | 95.4   | 49.0   | 43.7   | 33.6   | 49.8    | 58.4    | 43.9   | 42.3    |        |        |        |
| <b>Garnet(Abrasive) (0.044)</b> | <b>गारनेट (अपघर्ष) (0.044)</b>       |        |        |        |        |         |         |        |         |        |        |        |
| 2008-09                         | 1423.2                               | 2135.7 | 2193.1 | 1968.5 | 1357.5 | 2191.2  | 2285.9  | 2314.5 | 4002.4  | 1553.9 | 1531.0 | 2398.8 |
| 2009-10                         | 1307.1                               | 1344.7 | 2299.0 | 1388.1 | 2159.9 | 2925.5  | 2503.5  | 2035.2 | 2731.4  | 1973.4 | 2809.4 | 9434.1 |
| 2010-11                         | 3492.9                               | 3552.5 | 3037.6 | 4081.4 | 4944.4 | 4994.0  | 2895.7  | 2863.4 | 4991.2  |        |        |        |
| <b>Graphite R.O.M. (0.113)</b>  | <b>ग्रेफाइट (खान निर्गत) (0.113)</b> |        |        |        |        |         |         |        |         |        |        |        |
| 2008-09                         | 135.1                                | 161.0  | 151.4  | 140.6  | 146.5  | 138.5   | 132.8   | 170.2  | 249.5   | 129.9  | 134.6  | 201.8  |
| 2009-10                         | 93.0                                 | 152.9  | 166.3  | 108.2  | 119.8  | 131.0   | 206.4   | 79.1   | 111.1   | 110.3  | 134.9  | 146.3  |
| 2010-11                         | 170.0                                | 108.6  | 111.0  | 75.6   | 111.3  | 108.6   | 97.2    | 118.4  | 158.8   |        |        |        |
| <b>Ochre (0.073)</b>            | <b>ओचर (0.073)</b>                   |        |        |        |        |         |         |        |         |        |        |        |
| 2008-09                         | 582.6                                | 722.4  | 468.2  | 196.4  | 56.8   | 133.5   | 288.6   | 234.0  | 372.1   | 329.5  | 251.6  | 419.8  |
| 2009-10                         | 593.9                                | 1104.6 | 877.4  | 185.2  | 823.4  | 200.0   | 355.6   | 434.9  | 237.9   | 532.0  | 501.3  | 823.9  |
| 2010-11                         | 877.1                                | 1272.6 | 851.5  | 272.0  | 133.0  | 258.6   | 296.2   | 286.3  | 641.1   |        |        |        |
| <b>Pyrophyllite (0.063)</b>     | <b>पाइरोफाइलाइट (0.063)</b>          |        |        |        |        |         |         |        |         |        |        |        |
| 2008-09                         | 215.3                                | 248.0  | 168.0  | 160.2  | 160.8  | 212.8   | 241.8   | 254.1  | 260.7   | 391.6  | 302.1  | 251.8  |
| 2009-10                         | 143.9                                | 237.4  | 225.1  | 282.5  | 304.1  | 250.2   | 219.7   | 300.7  | 315.6   | 278.2  | 327.5  | 249.4  |
| 2010-11                         | 221.0                                | 234.3  | 196.1  | 230.5  | 242.3  | 219.2   | 177.5   | 163.2  | 300.2   |        |        |        |
| <b>Steatite (0.731)</b>         | <b>स्टीटाइट (0.731)</b>              |        |        |        |        |         |         |        |         |        |        |        |
| 2008-09                         | 228.7                                | 233.3  | 179.0  | 158.6  | 143.3  | 148.8   | 169.7   | 185.5  | 233.1   | 227.2  | 228.4  | 215.7  |
| 2009-10                         | 251.1                                | 206.0  | 199.0  | 154.4  | 151.7  | 154.7   | 143.3   | 195.1  | 225.0   | 225.5  | 190.5  | 259.1  |
| 2010-11                         | 252.1                                | 235.7  | 219.7  | 207.9  | 169.9  | 148.7   | 161.3   | 152.8  | 222.6   |        |        |        |
| <b>Vermiculite (0.010)</b>      | <b>वर्मिकुलाइट (0.010)</b>           |        |        |        |        |         |         |        |         |        |        |        |
| 2008-09                         | 537.1                                | 584.5  | 300.0  | 485.6  | 588.1  | 797.4   | 658.2   | 211.8  | 735.1   | 805.2  | 1282.5 | 449.5  |
| 2009-10                         | 415.0                                | 483.0  | 693.8  | 555.7  | 557.8  | 271.1   | 282.0   | 477.3  | 575.3   | 618.0  | 902.1  | 557.2  |
| 2010-11                         | 534.5                                | 342.3  | 337.6  | 598.5  | 559.8  | 1972.7  | 1683.0  | 625.3  | 1212.4  |        |        |        |
| <b>Wollastonite (0.133)</b>     | <b>वौलास्टोनाइट (0.133)</b>          |        |        |        |        |         |         |        |         |        |        |        |
| 2008-09                         | 186.2                                | 190.6  | 180.3  | 195.5  | 165.0  | 173.7   | 146.3   | 164.9  | 171.8   | 165.1  | 121.7  | 140.4  |
| 2009-10                         | 161.3                                | 164.1  | 158.4  | 188.4  | 188.2  | 204.7   | 176.3   | 217.9  | 262.1   | 256.2  | 292.5  | 291.2  |
| 2010-11                         | 275.7                                | 276.2  | 286.7  | 277.3  | 229.7  | 265.3   | 285.7   | 234.3  | 356.0   |        |        |        |

Contd.

## सारणी संख्या 5.9 - अन्य खनिज के सूचकांक -समाप्त

Table No.5.9 - Index of Other Minerals-Concl'd.

(Base: 1993-94=100/आधार : 1993-94=100)

|                         | अप्रैल | मई      | जून     | जुलाई   | अगस्त  | सितम्बर | अक्तूबर | नवम्बर | दिसम्बर | जनवरी  | फरवरी  | मार्च                   |
|-------------------------|--------|---------|---------|---------|--------|---------|---------|--------|---------|--------|--------|-------------------------|
|                         | Apr    | May     | Jun     | Jul     | Aug    | Sep     | Oct     | Nov    | Dec     | Jan    | Feb    | Mar                     |
| <b>Dunite (0.037)</b>   |        |         |         |         |        |         |         |        |         |        |        | <b>इन्डाइट (0.037)</b>  |
| 2008-09                 | 49.3   | 130.5   | 163.2   | 179.5   | 153.9  | 94.7    | 126.3   | 140.1  | 120.8   | 173.9  | 262.3  | 360.0                   |
| 2009-10                 | 329.8  | 554.7   | 280.4   | 629.4   | 696.0  | 337.8   | 209.0   | 221.4  | 198.9   | 120.1  | 156.8  | 185.3                   |
| 2010-11                 | 151.3  | 143.7   | 111.0   | 223.8   | 69.4   | 0.0     | 0.0     | 98.5   |         |        |        |                         |
| <b>Felsite (0.003)</b>  |        |         |         |         |        |         |         |        |         |        |        | <b>फैल्साइट (0.003)</b> |
| 2008-09                 | 20.0   | 25.0    | 22.5    | 22.5    | 157.5  | 25.0    | 97.5    | 72.5   | 95.0    | 151.3  | 160.0  | 148.8                   |
| 2009-10                 | 171.3  | 158.8   | 161.3   | 146.3   | 138.8  | 95.0    | 121.3   | 108.8  | 110.0   | 102.5  | 83.8   | 265.0                   |
| 2010-11                 | 117.5  | 117.5   | 117.5   | 118.8   | 96.3   | 68.8    | 67.5    | 66.3   |         |        |        |                         |
| <b>Laterite (0.102)</b> |        |         |         |         |        |         |         |        |         |        |        | <b>लेटेराइट (0.102)</b> |
| 2008-09                 | 409.5  | 505.4   | 445.4   | 341.4   | 203.5  | 208.2   | 210.3   | 206.0  | 204.2   | 233.9  | 164.6  | 176.8                   |
| 2009-10                 | 278.2  | 330.2   | 327.1   | 216.2   | 252.0  | 261.8   | 260.6   | 192.5  | 325.9   | 300.2  | 281.9  | 255.7                   |
| 2010-11                 | 377.7  | 454.0   | 315.2   | 76.2    | 134.0  | 73.6    | 113.4   | 80.1   |         |        |        |                         |
| <b>Shale (0.021)</b>    |        |         |         |         |        |         |         |        |         |        |        | <b>शैल (0.021)</b>      |
| 2008-09                 | 1207.3 | 1205.6  | 1587.1  | 1618.6  | 1752.9 | 1752.8  | 1941.0  | 1591.3 | 1581.1  | 1231.0 | 1307.6 | 1515.7                  |
| 2009-10                 | 1755.4 | 2130.57 | 1827.32 | 1436.28 | 1193.8 | 1178.8  | 1308.1  | 1328.5 | 1278.9  | 1373.4 | 1220.6 | 1458.3                  |
| 2010-11                 | 1255.3 | 1331.7  | 1151.8  | 1484.3  | 1101.4 | 1507.2  | 1708.9  | 1130.6 |         |        |        |                         |

Source : Indian Bureau of Mines, Ministry of Mines

स्त्रोत : भारतीय खान ब्यूरो, खान मंत्रालय।