

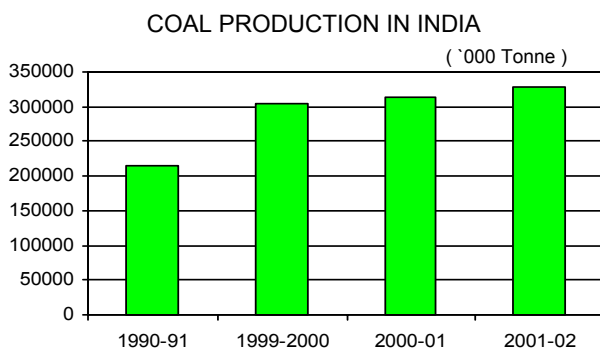
X. FUEL AND POWER

**TABLE 10.1 PRIMARY SOURCES OF ENERGY
(Production)**

	(000 tonne)			
Source	1990-91	1999-00	2000-01	2001-02(P)
Coal	214057	304103	313696	327787
Lignite	14074	22125	22947	24814
Natural Gas(MCM)	17998	28446	29477	29714
Crude Petroleum	33021	31949	32426	32032
Petroleum Products	48562	79411	95614	100004

**Source: 1.Office of the Coal Controller, Ministry of Coal
2.Ministry of Petroleum & Natural Gas**

MCM : Million Cubic Meters



X. FUEL AND POWER

TABLE 10.2 COAL PRODUCTION AND DISTRIBUTION
(including lignite)

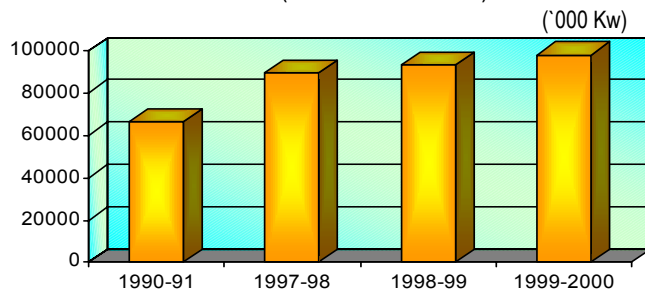
(lakh tonne)

Item/Industry	1990-91	1999-00	2000-01	2001-02(P)
Raisings of coal	2281	3262	3366	3526
Total despatch of coal	2150	3265	3410	3537
Despatch by rail of coal	1211	1608	1676	1756
Despatch of Coal by Road	380	525	675	639
Despatch of Coal by other means	559	1132	1059	1142
Despatch of Coal to Principal Industries:				
Steel	55	51	23	27
Washery	123	176	173	176
Railways	51	-	-	-
Electricity	1167	2540	2691	2818
Cement	95	96	104	120
Paper	19	30	29	31
Fertilizer	25	42	41	32
Textile	20	21	24	11
Aluminium	-	6	-	-
Soft Coake	9	-	-	-
Brick	18	41	36	61
Others	568	262	289	261

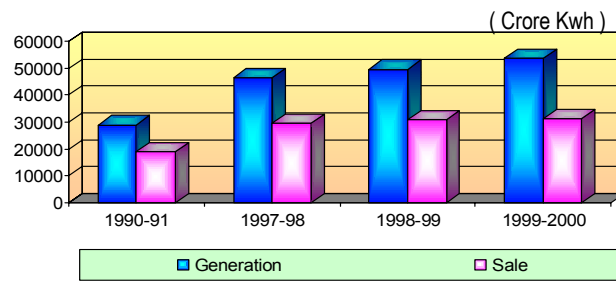
Source: Office of the Coal Controller, Ministry of Coal

ELECTRICITY

INSTALLED GENERATING CAPACITY (UTILITIES ONLY)



GENERATED AND SOLD



X. FUEL AND POWER

**TABLE 10.3 ELECTRICITY: INSTALLED GENERATING CAPACITY-
ALL INDIA**

(000 kw)

Type	as on 31st March			
	1990-91	1997-98	1998-99	1999-00
Utilities	66086	89102	93294	97884
Steam	43004	55969	57955	59856
Hydro	18753	21905	22479	23857
Gas	2552	7661	8999	9597
Diesel & wind	212	1342	1636	1894
Nuclear	1565	2225	2225	2680
Non-Utilities	8613	13166	14091	15336
Railways	111	162	159	0
Self-generating industries (1)	8502	13004	13932	15336
Total	74699	102268	107385	113221

Source: Central Electricity Authority

(1) Industries having captive plant capacity of 1.00 MW and above.

Note: Capacity figures relate to the total existing at the end of the financial year.

X. FUEL AND POWER

**TABLE 10.4 ELECTRICITY: INSTALLED GENERATING CAPACITY-
BY STATES**

(000 kw)

Type	as on 31st March			
	1990-91	1997-98	1998-99	1999-00
Andhra Pradesh	4130	6208	6214	6255
Assam	537	617	622	622
Bihar	1549	1988	1988	1988
Gujarat	4395	6520	6973	7223
Haryana	1780	1780	1780	1780
Himachal Pradesh	272	300	299	301
Jammu & Kashmir	262	374	374	409
Karnataka	2970	3451	3973	4368
Kerala	1477	1771	1816	2129
Madhya Pradesh	3297	3878	4094	4353
Maharashtra	8705	10546	11589	12413
Manipur	12	12	13	13
Meghalaya	134	189	189	189
Nagaland	6	5	6	6
Orissa	1612	1693	1698	1998
Punjab	3049	3719	3929	3929
Rajasthan	1722	1985	2235	2487
Sikkim	21	38	38	38
Tamil Nadu	4089	5763	5988	6054
Tripura	53	85	85	85
Uttar Pradesh	5527	6169	6085	5613
West Bengal	3072	3866	4131	4363
Delhi	552	654	654	617
D.V.C.	2032	2872	2872	2872
Central Govt. Projects	14740	24508	25500	27570
Others	91	111	148	209
India	66086	89102	93294	97884

Source: Central Electricity Authority

Notes: (1) Relates to public utilities only.
D.V.C. stand for Damodar Vally Corporation.

X. FUEL AND POWER

TABLE 10.5 ELECTRICITY: GENERATED AND SOLD

(Crore kwh)

Item	1990-91	1997-98	1998-99	1999-00
Generation	28944	46582	49692	53645
Utilities (UT)	26433	42175	44854	48106
Steam	17832	30073	31001	33362
Hydro	7164	7458	8292	8076
Oil and gas & wind	823	3635	4368	5344
Nuclear	614	1008	1192	1325
Non-utilities(NU)	2511	4407	4838	5540
Sales	19036	29675	30973	31284
Domestic light and small power	3198	6035	6497	7052
Commercial light and small power	1118	1937	1980	2116
Industrial power	8421	10493	10508	10673
Public lighting	165	267	278	324
Railways/Tramways	411	694	731	809
Agriculture	5032	9124	9719	9093
Public water and sewage pumping	365	608	656	711
Miscellaneous	326	517	604	506
Per capita generation (1) (kwh)	346	486	360	542

Source: Central Electricity Authority

(1) Both public utilities and non-utilities.

Note: Totals may not tally due to rounding off of the figures.

X. FUEL AND POWER

**TABLE 10.6 ELECTRICITY: CONSUMPTION IN NIC 98 4-DIGIT
INDUSTRIES (ASI-1998-99)**

Industry code	Industry Description	(thousand kwh) Quantity
0140	Agricultural and animal husbandry service activities, except veterinary activities.	240409
1422	Extraction of salt.	1950
1511	Production, processing and preserving of meat and meat products.	46196
1512	Processing and preserving of fish and fish products	190638
1513	Processing and preserving of fruit and vegetables	72702
1514	Manufacture of vegetable and animal oils and fats	1441663
151Z		29997
1520	Manufacture of dairy product	591343
1531	Manufacture of grain mill products	1300311
1532	Manufacture of starches and starch products	123328
1533	Manufacture of prepared animal feeds	95624
153Z		1090
1541	Manufacture of bakery products	127026
1542	Manufacture of sugar	466844
1543	Manufacture of cocoa, chocolate and sugar confectionery	67648
1544	Manufacture of macaroni, noodles, conchios and similar farinaceous products	6270
1549	Manufacture of other food products n.e.c.	703192
154Z		16559
1551	Distilling, rectifying and blending of spirits; ethyl alcohol production from fermented materials	148503
1552	Manufacture of wines	22399
1553	Manufacture of malt liquors and malt	73038
1554	Manufacture of soft drinks; production of mineral waters	161791
155Z		12515
15ZZ		86275
1600	Manufacture of tobacco products	97039

For footnotes, please see next page

X. FUEL AND POWER

TABLE 10.6 ELECTRICITY: CONSUMPTION IN NIC 98 4-DIGIT INDUSTRIES (ASI-1998-99)-contd.

Industry code	Industry Description	(thousand kwh) Quantity
1711	Preparation and spinning of textile fiber including weaving of textiles.	9375395
1712	Finishing of textile.	1249778
171Z		18536
1721	Manufacture of made-up textile articles, except apparel	48706
1722	Manufacture of carpet and rugs	14474
1723	Manufacture of cordage, rope, twine and netting	50132
1729	Manufacture of other textiles n.e.c.	111082
172Z		13723
1730	Manufacture of knitted and crocheted fabrics and articles	147455
17ZZ		68042
1810	Manufacture of wearing apparel, except fur apparel	329738
1820	Dressing and dyeing of fur; manufacture of articles of fur	6340
1911	Tanning and dressing of leather	135743
1912	Manufacture of luggage, handbags, and the like, saddlery and harness	28071
191Z		5819
1920	Manufacture of footwear.	193064
19ZZ		4167
1ZZZ		113263
2010	Saw milling and planing of wood	16854
2021	Manufacture of veneer sheets; manufacture of plywood, laminboard, particle board and other panels and boards	78252
2022	Manufacture of builders' carpentry and joinery	5670
2023	Manufacturing of wooden containers	7516
2029	Manufacture of other products of wood, manufacture of articles of cork, straw and plaiting materials	3697
202Z		809
20ZZ		116

For footnotes, please see next page

X. FUEL AND POWER

TABLE 10.6 ELECTRICITY: CONSUMPTION IN NIC 98 4-DIGIT INDUSTRIES (ASI-1998-99)-contd.

Industry code	Industry Description	(thousand kwh) Quantity
2101	Manufacture of pulp, paper and paper board	2360728
2102	Manufacture of corrugated paper and paperboard and of containers of paper and paperboard	109454
2109	Manufacture of other articles of paper and paperboard	148313
210Z		1653
2211	Publishing of books, brochures, musical books and other publications.	24524
2212	Publishing of newspapers, journals and periodicals	127585
2219	Other publishing	6790
221Z		23
2221	Printing	160462
2222	Service activities related to printing	10921
2230	Reproduction of recorded media	5244
22ZZ		489
2310	Manufacture of coke oven products	339337
2320	Manufacture of refined petroleum products	1313342
23ZZ		4932
2411	Manufacture of basic chemicals except fertilizers and nitrogen compounds	3196318
2412	Manufacture of fertilizers and nitrogen compounds	2549552
2413	Manufacture of plastics in primary forms and of synthetic rubber.	715190
241Z		209975
2421	Manufacture of pesticides and other agro chemical products	462173
2422	Printing ink and mastics	365865
2423	Manufacture of pharmaceuticals, medicinal chemicals and botanical products	1315866
2424	Manufacture of soap and detergents, cleaning and polishing preparations, perfumes and toilet preparations	272448
2429	Manufacture of other chemical product n.e.c.	1580257
242Z		42172
2430	Manufacture of man-made fibers	715320
24ZZ		107046

For footnotes, please see next page

X. FUEL AND POWER

**TABLE 10.6 ELECTRICITY: CONSUMPTION IN NIC 98 4-DIGIT
INDUSTRIES (ASI-1998-99)-contd.**

Industry code	Industry Description	(thousand kwh) Quantity
2511	Manufacture of rubber tyres and tubes; retreading and rebuilding of rubber tyres	630031
2519	Manufacture of other rubber products	304285
251Z		46796
2520	Manufacture of plastic products	1569808
25ZZ		10864
2610	Manufacture of glass and glass products	577011
2691	Manufacture of non-structural non-refractory ceramic ware	121558
2692	Manufacture of refractory ceramic products	130857
2693	Manufacture of structural non-refractory clay and ceramic products	199069
2694	Manufacture of cement, lime and plaster	5400293
2695	Manufacture of articles of concrete, cement and plaster	93249
2696	Cutting, shaping and finishing of stone	325603
2699	Manufacture of other non-metallic mineral products n.e.c.	247361
269Z		359629
26ZZ		44539
2710	Manufacture of Basic Iron & Steel	12344941
2720	Manufacture of basic precious and non-ferrous metals	6634878
2731	Casting of iron and steel	1457897
2732	Casting of non-ferrous metals	136079
273Z		377
27ZZ		77634
2811	Manufacture of structural metal products	199101
2812	Manufacture of tanks, reservoirs and containers of metal	113280
2813	Manufacture of steam generators, except central heating hot water boilers	48776
281Z		10
2891	Forging, pressing , stamping and roll-forming of metal; powder metallurgy	388497
2892	Treatment and coating of metals; general mechanical engineering on a fee or contract basis	69076
2893	Manufacture of cutlery, hand tools and general hardware	216471

For footnotes, please see next page

X. FUEL AND POWER

TABLE 10.6 ELECTRICITY: CONSUMPTION IN NIC 98 4-DIGIT INDUSTRIES (ASI-1998-99)-contd.

Industry code	Industry Description	(thousand kwh) Quantity
2899	Manufacture of other fabricated metal products n.e.c.	378823
289Z		15186
28ZZ		19893
2911	Manufacture of engines and turbines, except aircraft, vehicle and cycle engines	99270
2912	Manufacture of pumps, compressors, taps and valves	207371
2913	Manufacture of bearings, gears, gearing and driving elements	242295
2914	Manufacture of ovens, furnaces and furnace burners	20881
2915	Manufacture of lifting and handling equipment	44366
2919	Manufacture of other general purpose machinery	215635
291Z		6592
2921	Manufacture of agricultural and forestry machinery	148784
2922	Manufacture of machine-tools	98482
2923	Manufacture of machinery for metallurgy: converters, ingot moulds, ladles and casting machines; metal rolling mills and rolls for such mills.	6221
2924	Manufacture of machinery for mining, quarrying and construction	65233
2925	Manufacture of machinery for food, beverage and tobacco processing	61909
2926	Manufacture of machinery for textile, apparel and leather production	122555
2927	Manufacture of weapons and ammunition	349
2929	Manufacture of other special purpose machinery	136602
292Z		54466
2930	Manufacture of domestic appliances, n.e.c.	135388
29ZZ		12151
2ZZZ		876085
3000	Manufacture of office, accounting and computing machinery	22420
3110	Manufacture of electric motors, generators and transformers	283831
3120	Manufacture of electricity distribution and control apparatus for a voltage exceeding 1000 volts	140065
3130	Manufacture of insulated wire and cable	374255
3140	Manufacture of accumulators, primary cells and primary batteries	135314
3150	Manufacture of electric lamps and lighting equipment	108935

For footnotes, please see next page

X. FUEL AND POWER

TABLE 10.6 ELECTRICITY: CONSUMPTION IN NIC 98 4-DIGIT INDUSTRIES (ASI-1998-99)-contd.

Industry code	Industry Description	(thousand kwh) Quantity
3190	Manufacture of other electrical equipment n.e.c.	37909
31ZZ		25643
3210	Manufacture of electronic valves and tubes and other electronic components	326802
3220	Manufacture of television and radio transmitters and apparatus for line telephony and line telegraphy	121695
3230	Manufacture of television and radio receivers, sound or video recording apparatus, and associated goods	233156
32ZZ		5351
3311	Manufacture of medical and surgical equipment and orthopedic appliances	41779
3312	Manufacture of instruments and appliances for measuring, checking, testing, navigating and other purposes except industrial process control equipment	31248
3313	Manufacture of industrial process control equipment	10833
331Z		2841
3320	Manufacture of optical instruments and photographic equipment	13129
3330	Manufacture of watches and clocks	45250
33ZZ		10414
3410	Manufacture of motor vehicles	593848
3420	Manufacture of bodies (coach work) for motor vehicles; manufacture of trailers and semi-trailers	51991
3430	Manufacture of parts and accessories for motor vehicles and their engines	819184
34ZZ		19
3511	Building and repairing of ships	46234
3520	Manufacture of railway and tramway locomotives and rolling stock	97664
3530	Manufacture of aircraft and spacecraft	3027
3591	Manufacture of motorcycles	308210
3592	Manufacture of bicycles and invalid carriages	177921
3599	Manufacture of other transport equipment n.e.c.	32292
359Z		2861
35ZZ		35326
3610	Manufacture of furniture	53817
3691	Manufacture of jewellery and related articles	60083

For footnotes, please see next page

X. FUEL AND POWER

TABLE 10.6 ELECTRICITY: CONSUMPTION IN NIC 98 4-DIGIT INDUSTRIES (ASI-1998-99)-contd.

Industry code	Industry Description	(thousand kwh) Quantity
3692	Manufacture of musical instruments	3364
3693	Manufacture of sports goods	4401
3694	Manufacture of games and toys	11582
3699	Other manufacturing n.e.c.	105183
369Z		2933
36ZZ		3908
3710	Recycling of metal waste and scrap	40236
3ZZZ		222514
others		513166
ZZZZ		231790
Total		74405890

NB: "Z" represents "Other Industry (industries)" within the specified 1,2,3,or 4 digit NIC98

X. FUEL AND POWER

**TABLE 10.6 ELECTRICITY: CONSUMPTION IN NIC 98 4-DIGIT
INDUSTRIES (ASI-1999-2000)-contd.**

Industry code	Industry Description	(thousand kwh) Quantity
0140	Agricultural and animal husbandry service activities, except veterinary activities.	338291
1422	Extraction of salt.	2739
1511	Production, processing and preserving of meat and meat products.	62469
1512	Processing and preserving of fish and fish products	173156
1513	Processing and preserving of fruit and vegetables	126673
1514	Manufacture of vegetable and animal oils and fats	1210518
1520	Manufacture of dairy product	697930
1531	Manufacture of grain mill products	1576358
1532	Manufacture of starches and starch products	348469
1533	Manufacture of prepared animal feeds	127339
1541	Manufacture of bakery products	132502
1542	Manufacture of sugar	432190
1543	Manufacture of cocoa, chocolate and sugar confectionery	88671
1544	Manufacture of macaroni, noodles, conscious and similar farinaceous products	1937
1549	Manufacture of other food products n.e.c.	782854
1551	Distilling, rectifying and blending of spirits; ethyl alcohol production from fermented materials	184395
1552	Manufacture of wines	30879
1553	Manufacture of malt liquors and malt	98481
1554	Manufacture of soft drinks; production of mineral waters	202859
1600	Manufacture of tobacco products	103740
1711	Preparation and spinning of textile fiber including weaving of textiles.	10831190
1712	Finishing of textile.	1457957
1721	Manufacture of made-up textile articles, except apparel	65250
1722	Manufacture of carpet and rugs	22964
1723	Manufacture of cordage, rope, twine and netting	112186

X. FUEL AND POWER

**TABLE 10.6 ELECTRICITY: CONSUMPTION IN NIC 98 4-DIGIT
INDUSTRIES (ASI-1999-2000)-contd.**

Industry code	Industry Description	(thousand kwh) Quantity
1729	Manufacture of other textiles n.e.c.	148712
1730	Manufacture of knitted and crocheted fabrics and articles	202001
1810	Manufacture of wearing apparel, except fur apparel	386759
1820	Dressing and dyeing of fur; manufacture of articles of fur	4788
1911	Tanning and dressing of leather	108795
1912	Manufacture of luggage, handbags, and the like, saddlery and harness	17486
1920	Manufacture of footwear.	207105
2010	Saw milling and planing of wood	15357
2021	Manufacture of veneer sheets; manufacture of plywood, laminboard, particle board and other panels and boards	101341
2022	Manufacture of builders' carpentry and joinery	9736
2023	Manufacturing of wooden containers	4267
2029	Manufacture of other products of wood, manufacture of articles of cork, straw and plaiting materials	14385
2101	Manufacture of pulp, paper and paper board	2312722
2102	Manufacture of corrugated paper and paperboard and of containers of paper and paperboard	139734
2109	Manufacture of other articles of paper and paperboard	213943
2211	Publishing of books, brochures, musical books and other publications.	17360
2212	Publishing of newspapers, journals and periodicals	131127
2219	Other publishing	9827
2221	Printing	162012
2222	Service activities related to printing	6692
2230	Reproduction of recorded media	30154
2310	Manufacture of coke oven products	403771
2320	Manufacture of refined petroleum products	699429
2411	Manufacture of basic chemicals except fertilizers and nitrogen compounds	3209835
2412	Manufacture of fertilizers and nitrogen compounds	3125042

X. FUEL AND POWER

TABLE 10.6 ELECTRICITY: CONSUMPTION IN NIC 98 4-DIGIT INDUSTRIES (ASI-1999-2000)-contd.

Industry code	Industry Description	(thousand kwh) Quantity
2413	Manufacture of plastics in primary forms and of synthetic rubber.	830957
2421	Manufacture of pesticides and other agro chemical products	325280
2422	Printing ink and mastics	230386
2423	Manufacture of pharmaceuticals, medicinal chemicals and botanical products	1751450
2424	Manufacture of soap and detergents, cleaning and polishing preparations, perfumes and toilet preparations	295266
2429	Manufacture of other chemical product n.e.c.	2587654
2430	Manufacture of man-made fibers	287903
2511	Manufacture of rubber tyres and tubes; retreading and rebuilding of rubber tyres	755508
2519	Manufacture of other rubber products	320246
2520	Manufacture of plastic products	1583494
2610	Manufacture of glass and glass products	611518
2691	Manufacture of non-structural non-refractory ceramic ware	203569
2692	Manufacture of refractory ceramic products	274196
2693	Manufacture of structural non-refractory clay and ceramic products	228085
2694	Manufacture of cement, lime and plaster	6289289
2695	Manufacture of articles of concrete, cement and plaster	108786
2696	Cutting, shaping and finishing of stone	382634
2699	Manufacture of other non-metallic mineral products n.e.c.	487559
2710	Manufacture of Basic Iron & Steel	13836349
2720	Manufacture of basic precious and non-ferrous metals	6844111
2731	Casting of iron and steel	1460955
2732	Casting of non-ferrous metals	176165
2811	Manufacture of structural metal products	90909
2812	Manufacture of tanks, reservoirs and containers of metal	156671
2813	Manufacture of steam generators, except central heating hot water boilers	70521
2891	Forging, pressing, stamping and roll-forming of metal; powder metallurgy	303219
2892	Treatment and coating of metals; general mechanical engineering on a fee or contract basis	84331

X. FUEL AND POWER

TABLE 10.6 ELECTRICITY: CONSUMPTION IN NIC 98 4-DIGIT INDUSTRIES (ASI-1999-2000)-contd.

Industry code	Industry Description	(thousand kwh) Quantity
2893	Manufacture of cutlery, hand tools and general hardware	260919
2899	Manufacture of other fabricated metal products n.e.c.	408081
2911	Manufacture of engines and turbines, except aircraft, vehicle and cycle engines	158831
2912	Manufacture of pumps, compressors, taps and valves	155609
2913	Manufacture of bearings, gears, gearing and driving elements	299531
2914	Manufacture of ovens, furnaces and furnace burners	10698
2915	Manufacture of lifting and handling equipment	27878
2919	Manufacture of other general purpose machinery	170992
2921	Manufacture of agricultural and forestry machinery	186759
2922	Manufacture of machine-tools	124283
2923	Manufacture of machinery for metallurgy: converters, ingot moulds, ladles and casting machines; metal rolling mills and rolls for such mills.	6494
2924	Manufacture of machinery for mining, quarrying and construction	84212
2925	Manufacture of machinery for food, beverage and tobacco processing	79898
2926	Manufacture of machinery for textile, apparel and leather production	149521
2927	Manufacture of weapons and ammunition	7923
2929	Manufacture of other special purpose machinery	161413
2930	Manufacture of domestic appliances, n.e.c.	130047
3000	Manufacture of office, accounting and computing machinery	37997
3110	Manufacture of electric motors, generators and transformers	240796
3120	Manufacture of electricity distribution and control apparatus for a voltage exceeding 1000 volts	130963
3130	Manufacture of insulated wire and cable	345983
3140	Manufacture of accumulators, primary cells and primary batteries	139185
3150	Manufacture of electric lamps and lighting equipment	133024
3190	Manufacture of other electrical equipment n.e.c.	65458
3210	Manufacture of electronic valves and tubes and other electronic components	145405
3220	Manufacture of television and radio transmitters and apparatus for line telephony and line telegraphy	101622
3230	Manufacture of television and radio receivers, sound or video recording apparatus, and associated goods	196175
3311	Manufacture of medical and surgical equipment and orthopedic appliances	31563

X. FUEL AND POWER

TABLE 10.6 ELECTRICITY: CONSUMPTION IN NIC 98 4-DIGIT INDUSTRIES (ASI-1999-2000)-concl.d.

Industry code	Industry Description	(thousand kwh) Quantity
3312	Manufacture of instruments and appliances for measuring, checking, testing, navigating and other purposes except industrial process control equipment	53708
3313	Manufacture of industrial process control equipment	15181
3320	Manufacture of optical instruments and photographic equipment	24291
3330	Manufacture of watches and clocks	47112
3410	Manufacture of motor vehicles	785012
3420	Manufacture of bodies (coach work) for motor vehicles; manufacture of trailers and semi-trailers	84848
3430	Manufacture of parts and accessories for motor vehicles and their engines	985516
3511	Building and repairing of ships	46316
3512	Building and repairing of pleasure and sporting boats	22
3520	Manufacture of railway and tramway locomotives and rolling stock	98548
3530	Manufacture of aircraft and spacecraft	11608
3591	Manufacture of motorcycles	408493
3592	Manufacture of bicycles and invalid carriages	215246
3599	Manufacture of other transport equipment n.e.c.	23744
3610	Manufacture of furniture	45607
3691	Manufacture of jewellery and related articles	90405
3692	Manufacture of musical instruments	653
3693	Manufacture of sports goods	9269
3694	Manufacture of games and toys	22800
3699	Other manufacturing n.e.c.	140175
3710	Recycling of metal waste and scrap	12718
3720	Electricity, gas and water supply others	912 721313
Total		79306142

Source : Central Statistical Organisation

X. FUEL AND POWER

TABLE 10.7 RURAL ELECTRIFICATION IN INDIA

Village Population Range	Total villages (1991 Census)	Number of villages electrified as on 31st March			
		1991	1998	1999	2000
Upto 499	248397	225440	215197	..	217444
500 to 999	146713	122589	132774	..	133342
1000 to 4999	178749	124624	142577	..	144327
5000 to 9999	10617	06679	8982	..	9253
10000 & above	2780	01792	2513	..	2550
Others	-	-	-
Total	587258*	481124	502043	504823	506916

Source: Central Electricity Authority

* Includes two villages for which population range classification is not available as per 1991 Census Book.

Note: The population-wise break-up of electrified villages, have been estimated wherever the actual break-up is not available.