

TWENTY POINT PROGRAMME-2006
PROGRESS REPORT
FOR
APRIL,2009-JANUARY, 2010



GOVERNMENT OF INDIA
MINISTRY OF STATISTICS AND PROGRAMME IMPLEMENTATION
SARDAR PATEL BHAWAN, SANSAD MARG,
NEW DELHI-110 001

Website: www.mospi.gov.in

CONTENTS

	Page No.
I. Introduction	i
II. List of Twenty Points	ii
III. List of Monthly Monitored Items	iii
IV. List of items identified tentatively for ranking	iv
V. Status of receipt of targets for Monthly Monitored items	v
VI. List of items under TPP-2006 yet to be operationalised	viii

PART-I Overall Performance Analysis

VII. Progress Report	1
VIII. Highlights	2
Table - A - All India Performance	6
Table- B - State Wise Performance	7
Table- C - State Wise and Item Wise Performance	12
Table- D – Score Card and Ranking of States	21

PART- II Performance Tables

Table No.	Description of Item	
1	Employment Generation - <i>MGNREG</i> Scheme	24
2 A)	Swaranjayanti Gram Swarojgar Yojana (SGSY)	25
2(B)	SC, ST, Women and Disabled Swarozgaries Assisted under SGSY	27
3(A)	SHGs Formed under SGSY	28
3(B)	SHGs to whom income generating activities provided	29
4(A)	Distribution of Waste Land to the Landless	31
4(B)	Waste Land Distributed to SC, ST and others	32
5(A)	Minimum Wages Enforcement (Including Farm Labour)	33
	(i) Inspections made (ii) Irregularities detected	
	(iii) Irregularities rectified	
5(B)	Minimum Wages Enforcement (Including Farm Labour)	34
	(i) Claims Filed (ii) Claims Settled	
5(c)	Minimum Wages Enforcement (Including Farm Labour)	35
	(i) Prosecution cases pending (ii) Prosecution cases filed	
	(iii) Prosecution cases decided	
6(A)	<i>Food Security</i> : Targeted Public Distribution System (TPDS) for AAY, APL & BPL,	36
6(B)	<i>Food Security</i> : TPDS only for Antyodaya Anna Yojana (AAY)	38
6(C)	<i>Food Security</i> : TPDS only for Above Poverty Line (APL)	40
6(D)	<i>Food Security</i> : TPDS only for Below Poverty Line (BPL)	42

Contd...

Table No.	Description of Item	Page No.
7	Rural Housing - Indira Awaas Yojana (IAY)	44
8	EWS/LIG Houses in Urban Areas	46
9(A)	Rural Areas - ARWSP Habitations (NC/PC) covered	48
9(B)	Slipped back habitations and habitations with water quality problem addressed-ARWSP	50
10	Sanitation Programme in Rural Areas	52
11	Institutional Delivery	53
12	SC Families Assisted	54
13	Universalization of ICDS Scheme	56
14	Functional Anganwadis	58
15	No. of Urban Poor Families Assisted under Seven Point Charter	60
16(A)	Afforestation- Area Covered under Plantation- (Public and Forest Lands)	62
16(B)	<i>Afforestation</i> : Seedlings Planted – (Public and Forest Lands)	64
17	Rural Roads Constructed under (PMGSY)	66
18	Village Electrified under Rajiv Gandhi Grameen Vidyutikaran Yojana (RGGVY)	68
19	Energising Pump sets	70
20	Supply of Electricity	72
Annexures		
○	List of 65 items to be monitored under TPP-2006	Annexure – I 74-76
○	Abbreviations used	Annexure - II 77

Twenty Point Programme – 2006

An Introduction

The Twenty Point Programme (TPP) was launched by the Government of India in the year 1975 and restructured in 1982, 1986 and again in 2006. The restructured programme, known as Twenty Point Programme (TPP) – 2006, became operational with effect from 1st April, 2007. The Programme is meant to give a thrust to schemes relating to poverty alleviation, employment generation in rural areas, housing, education, family welfare & health, protection of environment and many other schemes having a bearing on the quality of life, especially in the rural areas.

2. The programmes and schemes under the TPP-2006 are in harmony with the priorities contained in the Millennium Development Goals (MDGs) of the United Nations and SAARC Social Charter. The original nomenclature, namely the Twenty Point Programme, which has been in existence for more than three decades and carries the stamp of familiarity among the people and administrative agencies, has been retained.

3. Twenty Point Programme (TPP) – 2006 originally consisted of 20 Points and 66 items being monitored individually by Central Nodal Ministries concerned. Up to 2007-08, out of 66 items, 22 items were monitored on monthly basis. From 1st April, 2008 *Sampoorna Grameen Rojgar Yojana* (SGRY) has been merged with another item namely ‘*National Rural Employment Guarantee Act*’ which has now been renamed as *Mahatma Gandhi National Rural Employment Guarantee Act* from 2nd October, 2009 therefore, SGRY has been dropped from the list of 66 items and only 65 items are now monitored under TPP-2006 since 2008-09. The list of 65 items is enclosed at *Annexure-I*.

4. Out of 65 items, 20 items (information in respect of 16 items is being collected from various States/ UTs and for remaining 4 items from the concerned Central Nodal Ministries) are being monitored on monthly basis during the period 2009-10. The remaining items under TPP-2006, are being monitored on annual basis as the information in respect of these items will be made available by the concerned Central Nodal Ministries only on annual basis. For the purpose of ranking, the performance of States on monthly basis in respect of 20 identified parameters have been evaluated.

5. Some of the schemes/programmes are yet to be operationalised by the Central Nodal Ministries concerned. These items will be monitored only after the schemes concerning them come into existence and their frequency of monitoring will be decided later. The details of such items are available on the page number (viii) of the report.

6. The monitoring mechanism for TPP-2006 has been widened by including block level monitoring in addition to District, State and Central level monitoring. Most of the States/Union Territories have constituted the block, district and state level monitoring committees. At the Centre, the progress of individual items is monitored and reviewed by the Departments/Ministries concerned. The Ministry of Statistics & Programme Implementation (MOSPI) monitors the Programme/ schemes covered under TPP-2006 on the basis of performance report received from State Government and central nodal Ministries. The Monitoring Guidelines of TPP-2006 issued to States/UTs are also available on the website of the Ministry (www.mospi.gov.in).

Twenty Point Programme – 2006

Twenty Points

1. Garibi Hatao [Poverty Eradication]
2. Jan Shakti (Power to People)
3. Kisan Mitra [Support to Farmers]
4. Shramik Kalyan [Labour Welfare]
5. Khadya Suraksha [Food Security]
6. Subke Liye Aawas [Housing for All]
7. Shudh Peya Jal [Clean Drinking Water]
8. Jan Jan Ka Swasthya [Health for All]
9. Sabke Liye Shiksha [Education for All]
10. Anusuchit Jaati, Jan Jaati, Alp-sankhyak evam Anya Pichhra Varg Kalyan [Welfare of Scheduled Castes, Scheduled Tribes, Minorities and OBCs]
11. Mahila Kalyan [Women Welfare]
12. Bal Kalyan [Child Welfare]
13. Yuva Vikas [Youth Development]
14. Basti Sudhar [Improvement of Slums]
15. Paryavaran Sanrakshan evam Van Vridhi [Environment Protection and Afforestation]
16. Samajik Suraksha [Social Security]
17. Grameen Sadak [Rural Roads]
18. Grameen Oorja [Energization of Rural Area]
19. Pichhara Kshetra Vikas [Development of Backward Areas]
20. e- Shasan [IT enabled e-Governance]

Twenty Point Programme – 2006

Monthly Monitored Items

1. Employment Generation under the Mahatma Gandhi National Rural Employment Guarantee Scheme
2. Swaranjayanti Gram Swarojgar Yojana (SGSY)
3. **Self help Groups:**
 - (i) Self help Groups formed under SGSY
 - (ii) SHGs to whom income generating activities provided under SGSY
4. Distribution of Waste land to landless
5. Minimum Wages Enforcement (Including Farm Labour)
6. **Food Security:**
 - (i) Targeted Public Distribution System (TPDS) for AAY, APL & BPL,
 - (ii) TPDS only for Antyodaya Anna Yojana (AAY)
 - (iii) TPDS only for Above Poverty Line (APL)
 - (iv) TPDS only for Below Poverty Line (BPL)
7. Rural Housing for Indira Awaas Yojana (IAY)
8. EWS/LIG Houses in Urban Areas
9. **Rural Areas-** Accelerated Rural Water Supply Programme (ARWSP)
 - (i) Habitations covered (NC & PC)
 - (ii) Slipped back habitations and habitations with water quality problems addressed
10. Sanitation Programme in Rural Areas
11. Institutional Delivery
12. SC Families Assisted
13. Universalisation of ICDS Scheme
14. Functional Anganwadis
15. Number of Urban poor families assisted under seven point charter viz. land tenure, housing at affordable cost, water, sanitation, health, education, and social security.
16. **Afforestation:**
 - (a) Area Covered under Plantation on - Public and Forest Lands
 - (b) Number of Seedlings planted on - Public and Forest Lands
17. Rural Roads constructed under Prime Minister Grameen Sadak Yojana (PMGSY)
18. Village Electrified under Rajiv Gandhi Grameen Vidyutikaran Yojana (RGGVY)
19. Energising Pump sets
20. Supply of Electricity

Twenty Point Programme – 2006

Items identified for ranking

For the purpose of ranking the performance of States under TPP-2006 on monthly basis, the following 15 items & 20 Parameters have been identified.

Items	Para meters	Description of Item
1	1	Individual Swarozgaries Assisted under SGSY
2	2	SHGs to whom income generating activities provided under SGSY
3	-	Food Security:
	3	(i) Targeted Public Distribution System (TPDS) for AAY, APL & BPL,
	4	(ii) TPDS only for Antyodaya Anna Yojana (AAY)
	5	(iii) TPDS only for Above Poverty Line (APL)
	6	(iv) TPDS only for Below Poverty Line (BPL)
4	7	Rural Housing under Indira Awaas Yojana (IAY)
5	8	EWS/LIG Houses in Urban Areas
6	-	Rural Areas:
	9	(i) Accelerated Rural Water Supply Programme-Habitation covered (NC & PC)
	10	(ii) Slipped back habitations and habitation with water quality problems addressed - ARWSP
7	11	SC Family Assisted
8	12	Universalisation of ICDS Scheme
9	13	Functional Anganwadis
10.	14	Number of Urban poor families assisted under seven point charter viz. land tenure, housing at affordable cost, water, sanitation, health, education, and social security.
11	-	Afforestation:
	15	(i) Area Covered under Plantation on - Public and Forest Lands
	16	(ii) Number of Seedlings planted on - Public and Forest Lands
12	17	Rural Roads constructed under Prime Minister Grameen Sadak Yojana (PMGSY)
13	18	Village electrified under Rajiv Gandhi Grameen Vidutikaran Yojana (RGGVY)
14	19	Energising Pump sets
15	20	Supply of Electricity

Status of receipt of targets for Monthly Monitored items under TPP-2006

Sl. No	Name of the item	Parameters/ indicators	Whether targetable / non targetable	Whether targets have been received	Nodal Ministry
1	Employment Generation under the <i>Mahatma Gandhi National Rural Employment Guarantee Scheme</i>	(i) No. of job card issued (ii) Employment generated (iii) Wages given	Non targetable	-	Ministry of Rural Development
2	Swaranjayanti Gram Swarajgar Yojana (SGSY)	<i>Individual Swarozgaries Assisted</i> (i) Total (ii) SC (iii) ST (iv) Women (v) Disabled person	Targetable	Yes	-do-
3	Self help Groups	SHGs under SGSY - SHGs formed - SHGs to whom income generating activities provided	Non- targetable Targetable	- Yes	-do- -do-
4	Distribution of waste land to the landless	Waste Land Distributed (i) Total (ii) SC (iii)ST (iv) Others	Non targetable	-	-do-
5	Rural Housing - Indira Awaas Yojana (IAY)	Houses Constructed	Targetable	Yes	-do-
6	Rural Areas - Accelerated Rural Water Supply Programme -(ARWSP)	(i) Habitations covered (NC/PC) (ii) Slipped back Habitations and Habitations with water quality problem addressed	Targetable Targetable	Yes Only for three States Yes	-do- -do-

Sl. No .	Name of the item	Parameters/ indicators	Whether targetable / non targetable	Whether targets have been received	Nodal Ministry
7	Sanitation Programme in Rural Areas	Individual Household latrines constructed	Non targetable	-	-do-
8	Rural Roads – PMGSY	Length of Road Constructed	Targetable	Yes	-do-
9.	Minimum Wages Enforcement (including Farm Labour)	(a) <i>Agriculture and Farm workers</i> (i) Inspections made (ii) Irregularities detected (iii) Irregularities rectified (iv) Claims filed (v) claims settled (vi) Prosecution cases pending (vii) Prosecution cases filed (viii) Prosecution cases decided (b) <i>others</i>	Non - targetable	-	Ministry of Labour & Employment
10.	Food Security : (i) Targeted Public Distribution System (AAY+APL+BPL) (ii) Antyodaya Anna Yojana (iii) Above Poverty Line (APL) (iv) Below Poverty Line (BPL)	Allocation of Food Grains to States/UTs Allocation of Food Grains to States/UTs Allocation of Food Grains to States/UTs Allocation of Food Grains to States/UTs	Targetable -do- -do- -do-	Yes Yes Yes Yes	Ministry of Consumer Affairs, Food & Public Distribution -do- -do-
11.	Institutional Delivery	Delivery in Institutions	Non targetable	-	-do-
12.	SC Families Assisted	SC Families Assisted	Targetable	No	M/o Social Justice and Empowerment
13.	Universalisation of ICDS Scheme	ICDS Blocks Operational (Cumulative)	Targetable	Yes	Ministry of Women and Child Development
14.	Functional Anganwadis	Anganwadis Functional (cumulative)	Targetable	Yes	-do-

Sl. No.	Name of the item	Parameters/ indicators	Whether targetable / non targetable	Whether targets have been received	Nodal Ministry
15.	EWS/LIG Houses in Urban Areas	Houses Constructed	Targetable	Yes (Targets received in respect of only ten States)	M/o Housing and Urban Poverty Alleviation
16.	Number of Urban poor families assisted under seven point charter viz. land tenure, housing at affordable cost, water, sanitation, health, education, and social security.	Poor Families Assisted	Targetable	Yes	-do-
17.	Afforestation: (a) Area Covered under Plantation on - Public and Forest Lands	(a) Area Covered under Plantation on - Public and Forest Lands	Targetable	Yes	Ministry of Environment and Forest
	(b) Number of Seedlings planted on -Public and Forest Lands	(b) Number of Seedlings planted on -Public and Forest Lands	Targetable	Yes	-do-
18.	Rajiv Gandhi Grameen Vidyutikaran Yojana (RGGVY)	Villages electrified	Targetable	Yes	Ministry of Power
19.	Energising Pump sets	Pumpsets Energised	Targetable	Yes	-do-
20	Supply of Electricity	Electricity demanded	Targetable	Yes	-do-

List of items where the concerned schemes are yet to be operationalised

(i) ***Quick and inexpensive justice–Gram Nyayalayas and Nyaya Panchayats:*** Ministry of Panchayati Raj is consulting Central Ministries and States/UT Governments regarding draft bill on Nyaya Panchayats.

(ii) ***Sports for all in Rural and Urban Areas:*** The scheme titled “Nagar Palika Yuva Krida Aur Khel Abhiyan” for the development of sports infrastructure in urban areas is yet to be approved.

.

PART - I

TWENTY POINT PROGRAMME - 2006

OVERALL PERFORMANCE ANALYSIS

Twenty Point Programme-2006

Progress Report –(April, 2009-January, 2010)

This monthly progress report of Twenty Point Programme-2006 consists of two parts: **Part-I** contains an analysis of the overall performance, whereas **Part-II** deals with item-wise performance.

2. The report is compiled on the basis of data received from the Central Nodal Ministries and State Governments/UT Administrations. The data is received either through web enabled software developed by National Informatics Centre (NIC) Cell in this Ministry or through Fax/e-mail/post. The processing of data has been done in association with NIC Cell.

3. The analysis for the period of **April, 2009-January, 2010** shows that the performance under **twelve items** has been **‘Very Good’** (90% or above the targets). These items are:

- (i) Individual Swarozgaries Assisted- SGSY
- (ii) Pumpsets Energised
- (iii) Road Constructed under Prime Minister Grameen Sadak Yojana (PMGSY)
- (iv) SHGs Provided Income Generating Activities under SGSY
- (v) *Food Security*: Targeted Public Distribution System only for AAY
- (vi) *Food Security*: Targeted Public Distribution System only for BPL
- (vii) Village Electrified under Rajiv Gandhi Grameen Vidyutikaran Yojana (RGGVY)
- (viii) Seedlings Planted (Public and Forest Lands)
- (ix) ICDS Blocks Operational (Cum.)
- (x) SC Families Assisted
- (xi) Houses constructed under EWS/LIG and
- (xii) Supply of Electricity

4. The performance of **four items** has been **‘Good’** (80% to 90% of target). These items are:

- (i) *Food Security*: Targeted Public Distribution System for APL, BPL & AAY
- (ii) Area Covered under Plantation (Public and Forest Lands)
- (iii) Anganwadis Functional (Cum.) and
- (iv) *Food Security*: Targeted Public Distribution System only for APL

5. The performance of **four items** has been **‘Poor’** (below 80% of target). These items are:

- (i) Houses Constructed under Indira Awaas Yojana (IAY)
- (ii) Urban Poor Families Assisted under Seven Point Charter
- (iii) Habitations covered (NC and PC)- ARWSP and
- (iv) Slipped back habitations and habitations with water quality problems addressed-ARWSP

6. The item “*Sapoorna Gramin Rojgar Yojana (SGRY)*” has been merged with “*National Rural Employment Guarantee Scheme- NREGS*” with effect from 1st April, 2008 which has now been renamed as MGNREGS w.e.f. 2nd October, 2009. Some of items under TPP-2006 namely “*Mahatma Gandhi National Rural Employment Guarantee Scheme-MGNREGS*”, “*Self help Groups formed under SGSY*”, “*Sanitation Programme in Rural Areas*” and “*Institutional Delivery*” are demand driven where as no targets are assigned by concerned nodal Ministries for the items like “*Distribution of Wasteland to the landless*” & *Minimum Wages Enforcement (including Farm Labour)* as such all these items are being monitored on monthly basis without any targets. These items shall not be considered for the purpose of ranking. In order to monitor the performance of TPDS under *Food Security* in a more purpose full manner, two more parameters namely APL & BPL have been added besides existing parameters for monitoring on monthly basis. The items where monthly/quarterly/ annual targets have been provided by the Ministries concerned, monthly targets have been worked out on prorata basis.

7. MPR has not received from States of Arunachal Pradesh, Jharkhand and Daman Diu despite of repeated reminders therefore the performance of States for the month of April-January, 2010 has been reported as ‘NIL’ in this MPR.

HIGHLIGHTS

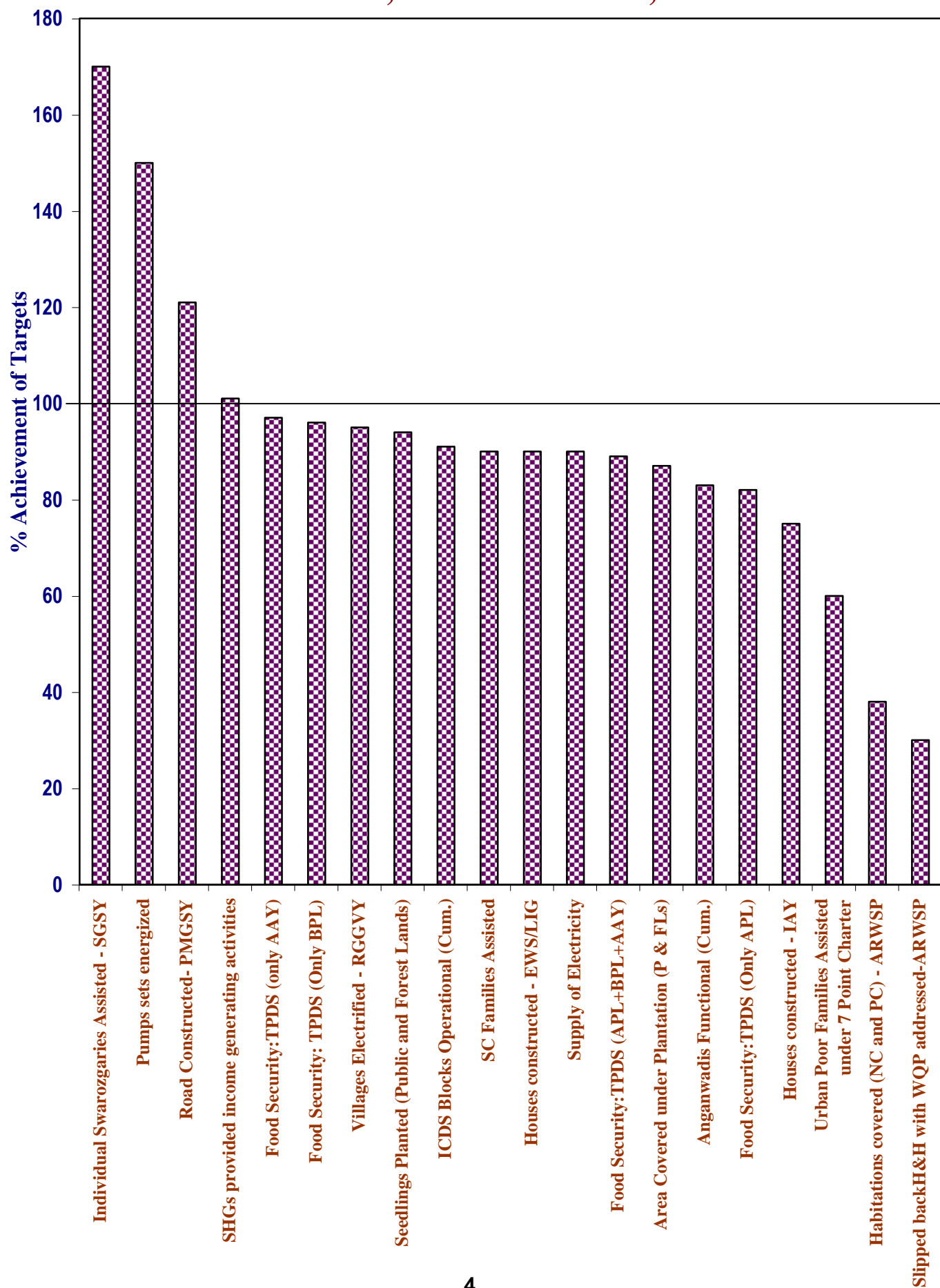
Sl. No.	Item	Achievement During April, 2009-January, 2010
Employment Generated under MGNREGS.		
1	No. of Job cards issued	122.01 lakh *
2	Employment generated	221.80 crore mandays
3	Wages given	Rs. 18082.85 crore
Swaranjayanti Gram Swarozgar Yojana (SGSY)		
4	No. of Individual Swarozgaries Assisted	3,51,607
Self help Groups		
5	No. of SHGs formed	2,94,380
6	No. of SHGs to whom income generating activities provided under SGSY	1,19,676
Distribution of waste land to the landless		
7	Land Distributed	40,622 hectare
Minimum Wages Enforcement (Including Farm Labour)		
8	No. of Inspections made	94,081
9	No. of Irregularities detected	18,824
10	No. of Irregularities rectified	17,560
11	No. of Claims filed	2,479
12	No. of Claims settled	2,712
13	No. of Prosecution cases Pending	11,013
14	No. of Prosecution cases filed	15
15	No. of Prosecution cases decided	65
Food Security: (i) TPDS (ii) AAY(iii)APL (iv) BPL		
16	Food Security: Targeted Public Distribution System (TPDS)	356.18 lakh tones
17	Food Security: Antyodaya Anna Yojana (AAY)	82.25 lakh tones
18	Food Security: Above Poverty Line (APL)	135.71 lakh tones
19	Food Security: Below Poverty Line (BPL)	138.76 lakh tones
Rural Housing-Indira Awaas Yojana		
20	No. of Houses constructed	21,20,318
EWS/LIG Houses in Urban Areas		
21	No. of Houses constructed	1,19,561

Contd.....

Sl. No.	Item	Achievement During April, 2009-January, 2010
Rural Areas. - Accelerated Rural Water Supply Programme		
22	Habitations covered (NC and PC)	163
23	Slipped back habitations and habitations with water quality problems addressed-ARWSP	35,041
Sanitation Programme in Rural Areas		
24	No. of Individual household latrines constructed	85.95 lakh
Institutional Delivery		
25	No. of Deliveries in Institutions	126.34 lakh
SC Families Assisted		
26	No. of SC Families Assisted	35.65 lakh
Universalisation of ICDS Schemes		
27	No. of ICDS Blocks Operational (Cum.)	6,434
Functional Anganwadis		
28	No. of Anganwadis Functional (Cum.)	11.05 lakh
Number of Urban poor families assisted under seven point charter viz. land tenure, housing at affordable cost, water, sanitation, health, education, and social security.		
29	No. of Poor Families Assisted	1,17,052
Afforestation:		
(i) Area Covered under Plantation (Public & Forest Lands)		
(ii) Seedlings planted (Public & Forest Lands)		
30	Area Covered under Plantation (Public and Forest Lands)	13,21,321 hectares
31	No. of Seedlings Planted (Public and Forest Lands)	92.35 crore
Rural Road- Prime Minister Grameen Sadak Yojana (PMGSY)		
32	Length of Road Constructed	42,314 Kms
Rajiv Gandhi Grameen Vidyutikaran Yojana (RGGVY)		
33	No. of Villages Electrified	15,089
Energized Pumps sets		
34	No. of Pumps sets energized	2,62,370
Supply of Electricity		
35	Electricity supplied	6,08,132 million units (MU)

Note:- * Majority of States were reporting performance since inception but now it has been reconciled with the performance figures supplied by M/o Rural Development to get performance figures during April, 2009 to January, 2010.

PERFORMANCE DURING APRIL, 2009- JANUARY,2010



ACHIEVEMENT HIGHLIGHTS

PERFORMANCE DURING APRIL, 2009 TO JANUARY, 2010

The cumulative performance during April, 2009 to January, 2010 has been "Very Good" for 12 items, "Good" for 4 items, and "Poor" for 4 items.

A. "Very Good" Performance (90% or above of targets)

<u>No.</u>	<u>Items</u>	<u>% Achievement</u>
01B01	Individual Swarozgaries Assisted - SGSY	170
18D01	Pumps sets energized	150
17A01	Road Constructed- PMGSY	121
01E02	SHGs provided income generating activities-SGSY	101
05B02	Food Security: Targeted Public Distribution System (only AAY)	97
05D02	Food Security: Targeted Public Distribution System (Only BPL)	96
18B01	Villages Electrified - RGGVY	95
15A02	Seedlings Planted (Public and Forest Lands)	94
12A01	ICDS Blocks Operational (Cum.)	91
10A01	SC Families Assisted	90
06B01	Houses constructed - EWS/LIG	90
18E02	Supply of Electricity	90

B. "Good" Performance (80% to 90%)

05A02	Food Security: Targeted Public Distribution System (APL+BPL+AAY)	89
15A01	Area Covered under Plantation (Public and Forest Lands)	87
12B01	Anganwadis Functional (Cum.)	83
05C02	Food Security: Targeted Public Distribution System (Only APL)	82

C. Areas of concern-where the performance is below 80%

06A01	Houses constructed - IAY	75
14A01	Urban Poor Families Assisted under Seven Point Charter	60
07A01	Habitations covered (NC and PC) - ARWSP	38
07A02	Slipped back habitations and habitations with water quality problems addressed-ARWSP	30

Table - A

Targets for 2009-2010 & April, 2009 to January, 2010 and achievements during the period April, 2009 to January, 2010

ALL INDIA PERFORMANCE

Sl. No.	Item Code	Item Description	Units	Targets		Achievements	% Achievements of Targets during April,2009-January,2010
				2009-2010	April,2009-January,2010	April,2009-January,2010	
1	01B01	Individual Swarozgaries Assisted - SGSY	Number	2,69,600	2,06,691	3,51,607	170
2	01E02	SHGs provided income generating activities	Number	1,55,285	1,19,039	1,19,676	101
3	05A02	Food Security:Targeted Public Distribution System(TPDS)	Tonnes	-	4,01,62,701	3,56,18,200	89
4	05B02	Food Security:Antodaya Anna Yojana(AAY)	Tonnes	-	84,96,314	82,25,498	97
5	05C02	Food Security:Targeted Public Distribution System (Only APL)	Tonnes	-	1,65,55,596	1,35,70,733	82
6	05D02	Food Security:Targeted Public Distribution System (Only BPL)	Tonnes	-	1,45,10,791	1,38,75,969	96
7	06A01	Houses constructed - IAY	Number	40,52,242	28,36,574	21,20,318	75
8	06B01	Houses constructed - EWS/LIG	Number	1,59,707	1,33,064	1,19,561	90
9	07A01	Habitations covered (NC and PC) - ARWSP	Number	586	428	163	38
10	07A02	Slipped back habitations and habitations with water quality problems addressed- ARWSP	Number	1,58,003	1,15,858	35,041	30
11	10A01	SC Families Assisted	Number	47,74,200	39,78,403	35,64,749	90
12	12A01	ICDS Blocks Operational (Cum.)	Number	7,073	7,070	6,434	91
13	12B01	Anganwadis Functional (Cum.)	Number	13,56,027	13,31,634	11,05,365	83
14	14A01	Urban Poor Families Assisted under Seven Point Charter	Number	2,33,711	1,94,742	1,17,052	60
15	15A01	Area Covered under Plantation (Public and Forest Lands)	Hectares	18,13,000	15,10,817	13,21,321	87
16	15A02	Seedlings Planted (Public and Forest Lands)	Number	1,17,84,51,000	98,20,42,489	92,35,39,340	94
17	17A01	Road Constructed- PMGSY	Kilometer	55,000	34,999	42,314	121
18	18B01	Villages Electrified - RGGVY	Number	19,000	15,827	15,089	95
19	18D01	Pumps sets energized	Number	2,10,594	1,75,489	2,62,370	150
20	18E02	Electricity supplied	Million Units	-	6,75,832	6,08,132	90

Table - B

STATE-WISE PERFORMANCE DURING APRIL, 2009 TO JANUARY, 2010 (PERCENT ACHIEVEMENT)

Item No.	Description	ALL INDIA	AP	ARP	AS	BI	CHHA.	DELHI	GOA
01B01	Individual Swarozgaries Assisted - SGSY	170	180	58	38	168	122	NA	17
01E02	SHGs provided income generating activities	101	334	6	113	68	91	NA	68
05A02	Food security-Targeted Public Distribution system (APL+BPL+AAY)	89	92	96	95	64	91	96	99
05B02	Food security-Targeted Public Distribution system (only AAY)	97	97	97	100	89	99	83	91
05C02	Food Security - Targeted Public Distribution System (Only APL)	82	87	97	91	30	69	102	100
05D02	Food Security - Targeted Public Distribution System (Only BPL)	96	98	96	99	63	100	77	100
06A01	Houses constructed - IAY	75	99	13	69	63	34	NA	93
06B01	Houses constructed - EWS/LIG	90	81	49	0	NA	0	12	0
07A01	Habitations covered (NC and PC) - ARWSP	38	NA	NA	NA	NA	NA	NA	NA
07A02	Slipped back habitations and habitations with water quality problems addressed-ARWSP	30	117	0	6	2	0	NA	NA
10A01	SC Families Assisted	90	63	NA	0	22	112	12	64
12A01	ICDS Blocks Operational (Cum.)	91	99	91	99	100	47	100	100
12B01	Anganwadis Functional (Cum.)	83	81	71	83	95	53	100	100
14A01	Urban Poor Families Assisted under Seven Point Charter	60	NA	NA	0	NA	0	0	NA
15A01	Area Covered under Plantation (Public and Forest Lands)	87	78	4	0	71	89	11	45
15A02	Seedlings Planted (Public and Forest Lands)	94	83	38	72	71	83	192	124
17A01	Road Constructed- PMGSY	121	113	120	83	53	98	NA	NA
18B01	Villages Electrified - RGGVY	95	NA	2	32	102	11	NA	NA
18D01	Pumps sets energized	150	122	NA	NA	NA	NA	NA	NA
18E02	Supply of Electricity	90	94	81	91	86	97	99	98

NA - Not Applicable

Table - B(Contd.)

STATE-WISE PERFORMANCE DURING APRIL, 2009 TO JANUARY, 2010 (PERCENT ACHIEVEMENT)

Item No.	Description	ALL INDIA	GUJ	HRY	HP	J&K	JHAR.	KAR	KER
01B01	Individual Swarozgaries Assisted - SGSY	170	384	67	158	426	125	710	137
01E02	SHGs provided income generating activities	101	178	70	114	32	129	79	82
05A02	Food security-Targeted Public Distribution system (APL+BPL+AAY)	89	42	39	94	105	80	95	94
05B02	Food security-Targeted Public Distribution system (only AAY)	97	92	91	100	95	100	101	100
05C02	Food Security - Targeted Public Distribution System (Only APL)	82	28	21	92	109	24	86	89
05D02	Food Security - Targeted Public Distribution System (Only BPL)	96	91	94	95	100	94	101	100
06A01	Houses constructed - IAY	75	79	87	84	70	54	106	61
06B01	Houses constructed - EWS/LIG	90	424	108	NA	NA	NA	36	49
07A01	Habitations covered (NC and PC) - ARWSP	38	NA	NA	NA	NA	NA	NA	NA
07A02	Slipped back habitations and habitations with water quality problems addressed-ARWSP	30	91	69	112	0	11	56	0
10A01	SC Families Assisted	90	111	84	108	40	138	69	131
12A01	ICDS Blocks Operational (Cum.)	91	99	93	100	101	97	100	63
12B01	Anganwadis Functional (Cum.)	83	91	67	96	89	95	94	97
14A01	Urban Poor Families Assisted under Seven Point Charter	60	101	NA	NA	NA	NA	15	NA
15A01	Area Covered under Plantation (Public and Forest Lands)	87	63	77	81	70	91	124	113
15A02	Seedlings Planted (Public and Forest Lands)	94	121	178	81	13	142	145	213
17A01	Road Constructed- PMGSY	121	78	157	128	56	127	128	55
18B01	Villages Electrified - RGGVY	95	NA	NA	50	0	58	NA	NA
18D01	Pumps sets energized	150	250	157	215	NA	NA	183	76
18E02	Supply of Electricity	90	96	96	96	75	93	93	98

NA - Not Applicable

Table - B(Contd.)

STATE-WISE PERFORMANCE DURING APRIL, 2009 TO JANUARY, 2010 (PERCENT ACHIEVEMENT)

Item No.	Description	ALL INDIA	MP	MAH	MANI	MEGH	MIZ	NAGA	ORI
01B01	Individual Swarozgaries Assisted - SGSY	170	330	65	2	392	78	105	50
01E02	SHGs provided income generating activities	101	87	86	8	245	38	124	76
05A02	Food security-Targeted Public Distribution system (APL+BPL+AAY)	89	98	80	109	98	92	105	98
05B02	Food security-Targeted Public Distribution system (only AAY)	97	114	93	111	99	88	116	102
05C02	Food Security - Targeted Public Distribution System (Only APL)	82	69	57	101	98	93	100	89
05D02	Food Security - Targeted Public Distribution System (Only BPL)	96	122	96	115	99	91	109	100
06A01	Houses constructed - IAY	75	69	96	56	54	104	116	39
06B01	Houses constructed - EWS/LIG	90	NA	72	NA	NA	19	NA	30
07A01	Habitations covered (NC and PC) - ARWSP	38	NA	NA	NA	NA	NA	NA	NA
07A02	Slipped back habitations and habitations with water quality problems addressed-ARWSP	30	116	10	8	65	0	14	0
10A01	SC Families Assisted	90	85	99	26	NA	NA	NA	26
12A01	ICDS Blocks Operational (Cum.)	91	83	89	100	100	100	100	100
12B01	Anganwadis Functional (Cum.)	83	76	77	84	71	100	100	80
14A01	Urban Poor Families Assisted under Seven Point Charter	60	NA	0	NA	24	NA	NA	NA
15A01	Area Covered under Plantation (Public and Forest Lands)	87	62	154	29	16	23	0	125
15A02	Seedlings Planted (Public and Forest Lands)	94	50	138	108	31	18	0	70
17A01	Road Constructed- PMGSY	121	152	102	488	36	95	232	142
18B01	Villages Electrified - RGGVY	95	2,382	NA	42	125	0	20	156
18D01	Pumps sets energized	150	220	NA	NA	NA	NA	NA	116
18E02	Supply of Electricity	90	82	82	82	86	82	88	99

NA - Not Applicable

Table - B(Contd.)

STATE-WISE PERFORMANCE DURING APRIL, 2009 TO JANUARY, 2010 (PERCENT ACHIEVEMENT)

Item No.	Description	ALL INDIA	PUDU	PUN	RAJ	SIK	TN	TRI	UTTA.
01B01	Individual Swarozgaries Assisted - SGSY	170	0	382	44	490	111	0	143
01E02	SHGs provided income generating activities	101	151	480	102	68	98	66	114
05A02	Food security-Targeted Public Distribution system (APL+BPL+AAY)	89	55	78	97	101	116	91	96
05B02	Food security-Targeted Public Distribution system (only AAY)	97	61	66	99	104	102	102	101
05C02	Food Security - Targeted Public Distribution System (Only APL)	82	28	77	95	99	133	86	90
05D02	Food Security - Targeted Public Distribution System (Only BPL)	96	75	92	100	101	103	98	103
06A01	Houses constructed - IAY	75	3	82	83	7	113	33	74
06B01	Houses constructed - EWS/LIG	90	13	NA	107	100	90	41	NA
07A01	Habitations covered (NC and PC) - ARWSP	38	NA	47	33	NA	NA	NA	60
07A02	Slipped back habitations and habitations with water quality problems addressed-ARWSP	30	200	124	28	0	90	10	95
10A01	SC Families Assisted	90	93	89	111	15	101	1	105
12A01	ICDS Blocks Operational (Cum.)	91	100	100	93	85	100	104	94
12B01	Anganwadis Functional (Cum.)	83	87	100	83	80	93	75	40
14A01	Urban Poor Families Assisted under Seven Point Charter	60	NA	NA	NA	136	152	98	NA
15A01	Area Covered under Plantation (Public and Forest Lands)	87	110	72	119	38	108	106	124
15A02	Seedlings Planted (Public and Forest Lands)	94	426	67	85	36	57	144	186
17A01	Road Constructed- PMGSY	121	NA	237	149	44	164	13	112
18B01	Villages Electrified - RGGVY	95	NA	NA	101	0	NA	0	100
18D01	Pumps sets energized	150	100	NA	162	NA	146	NA	209
18E02	Supply of Electricity	90	93	86	97	87	94	89	94

NA - Not Applicable

Table - B(Contd.)

STATE-WISE PERFORMANCE DURING APRIL, 2009 TO JANUARY, 2010 (PERCENT ACHIEVEMENT)

Item No.	Description	ALL INDIA	UP	WB	A&N	CHND.	D&N	D&D	LAKSH
01B01	Individual Swarozgaries Assisted - SGSY	170	161	176	395	NA	114	110	0
01E02	SHGs provided income generating activities	101	79	36	409	NA	55	0	91
05A02	Food security-Targeted Public Distribution system (APL+BPL+AAY)	89	95	96	54	98	40	34	74
05B02	Food security-Targeted Public Distribution system (only AAY)	97	97	84	75	33	40	47	47
05C02	Food Security - Targeted Public Distribution System (Only APL)	82	92	102	50	100	41	25	67
05D02	Food Security - Targeted Public Distribution System (Only BPL)	96	96	96	61	96	40	50	120
06A01	Houses constructed - IAY	75	80	78	11	NA	17	0	55
06B01	Houses constructed - EWS/LIG	90	NA	0	NA	NA	NA	NA	NA
07A01	Habitations covered (NC and PC) - ARWSP	38	NA	NA	NA	NA	NA	NA	NA
07A02	Slipped back habitations and habitations with water quality problems addressed-ARWSP	30	39	11	0	NA	NA	NA	NA
10A01	SC Families Assisted	90	84	25	NA	100	NA	NA	NA
12A01	ICDS Blocks Operational (Cum.)	91	100	72	100	100	100	100	100
12B01	Anganwadis Functional (Cum.)	83	81	92	97	74	87	91	95
14A01	Urban Poor Families Assisted under Seven Point Charter	60	NA	NA	NA	NA	NA	NA	NA
15A01	Area Covered under Plantation (Public and Forest Lands)	87	113	25	185	72	123	33	100
15A02	Seedlings Planted (Public and Forest Lands)	94	164	61	140	77	389	120	105
17A01	Road Constructed- PMGSY	121	168	75	NA	NA	NA	NA	NA
18B01	Villages Electrified - RGGVY	95	NA	65	NA	NA	NA	NA	NA
18D01	Pumps sets energized	150	90	46	NA	NA	NA	NA	NA
18E02	Supply of Electricity	90	78	97	75	96	95	92	100

NA - Not Applicable

Table - C

Items in which the States/UTs performance is Very Good (90% and above),
Good (80% to 90%) and Poor (below 80%) during the period
April, 2009 to January, 2010

1. ANDHRA PRADESH

Very Good

Individual Swarozgaries Assisted - SGSY, SHGs provided income generating activities, Food Security:Targeted Public Distribution System(TPDS), Food Security:Antodaya Anna Yojana(AAY), Food Security:Targeted Public Distribution System (Only BPL), Houses constructed - IAY, Slipped back habitations and habitations with water quality problems addressed-ARWSP, ICDS Blocks Operational (Cum.), Road Constructed- PMGSY, Pumps sets energized, Electricity supplied

Good

Food Security:Targeted Public Distribution System (Only APL), Houses constructed - EWS/LIG, Anganwadis Functional (Cum.), Seedlings Planted (Public and Forest Lands)

Poor

SC Families Assisted, Area Covered under Plantation (Public and Forest Lands)

2. ARUNACHAL PRADESH

Very Good

Food Security:Targeted Public Distribution System(TPDS), Food Security:Antodaya Anna Yojana(AAY), Food Security:Targeted Public Distribution System (Only APL), Food Security:Targeted Public Distribution System (Only BPL), ICDS Blocks Operational (Cum.), Road Constructed- PMGSY

Good

Electricity supplied

Poor

Individual Swarozgaries Assisted - SGSY, SHGs provided income generating activities, Houses constructed - IAY, Houses constructed - EWS/LIG, Slipped back habitations and habitations with water quality problems addressed-ARWSP, Anganwadis Functional (Cum.), Area Covered under Plantation (Public and Forest Lands), Seedlings Planted (Public and Forest Lands), Villages Electrified - RGGVY

3. ASSAM

Very Good

SHGs provided income generating activities, Food Security:Targeted Public Distribution System(TPDS), Food Security:Antodaya Anna Yojana(AAY), Food Security:Targeted Public Distribution System (Only APL), Food Security:Targeted Public Distribution System (Only BPL), ICDS Blocks Operational (Cum.), Electricity supplied

Good

Anganwadis Functional (Cum.), Road Constructed- PMGSY

Poor

Individual Swarozgaries Assisted - SGSY, Houses constructed - IAY, Houses constructed - EWS/LIG, Slipped back habitations and habitations with water quality problems addressed-ARWSP, SC Families Assisted, Urban Poor Families Assisted under Seven Point Charter, Area Covered under Plantation (Public and Forest Lands), Seedlings Planted (Public and Forest Lands), Villages Electrified - RGGVY

4. BIHAR

Very Good

Individual Swarozgaries Assisted - SGSY, ICDS Blocks Operational (Cum.), Anganwadis Functional (Cum.), Villages Electrified - RGGVY

Good

Food Security:Antodaya Anna Yojana(AAY), Electricity supplied

Poor

SHGs provided income generating activities, Food Security:Targeted Public Distribution System(TPDS), Food Security:Targeted Public Distribution System (Only APL), Food Security:Targeted Public Distribution System (Only BPL), Houses constructed - IAY, Slipped back habitations and habitations with water quality problems addressed-ARWSP, SC Families Assisted, Area Covered under Plantation (Public and Forest Lands), Seedlings Planted (Public and Forest Lands), Road Constructed- PMGSY

Table - C (Contd..)

5. CHHATISGARH

Very Good

Individual Swarozgaries Assisted - SGSY, SHGs provided income generating activities, Food Security:Targeted Public Distribution System(TPDS), Food Security:Antodaya Anna Yojana(AAY), Food Security:Targeted Public Distribution System (Only BPL), SC Families Assisted, Road Constructed- PMGSY, Electricity supplied

Good

Area Covered under Plantation (Public and Forest Lands), Seedlings Planted (Public and Forest Lands)

Poor

Food Security:Targeted Public Distribution System (Only APL), Houses constructed - IAY, Houses constructed - EWS/LIG, Slipped back habitations and habitations with water quality problems addressed-ARWSP, ICDS Blocks Operational (Cum.), Anganwadis Functional (Cum.), Urban Poor Families Assisted under Seven Point Charter, Villages Electrified - RGGVY

6. DELHI

Very Good

Food Security:Targeted Public Distribution System(TPDS), Food Security:Targeted Public Distribution System (Only APL), ICDS Blocks Operational (Cum.), Anganwadis Functional (Cum.), Seedlings Planted (Public and Forest Lands), Electricity supplied

Good

Food Security:Antodaya Anna Yojana(AAY)

Poor

Food Security:Targeted Public Distribution System (Only BPL), Houses constructed - EWS/LIG, SC Families Assisted, Urban Poor Families Assisted under Seven Point Charter, Area Covered under Plantation (Public and Forest Lands)

7. GOA

Very Good

Food Security:Targeted Public Distribution System(TPDS), Food Security:Antodaya Anna Yojana(AAY), Food Security:Targeted Public Distribution System (Only APL), Food Security:Targeted Public Distribution System (Only BPL), Houses constructed - IAY, ICDS Blocks Operational (Cum.), Anganwadis Functional (Cum.), Seedlings Planted (Public and Forest Lands), Electricity supplied

Poor

Individual Swarozgaries Assisted - SGSY, SHGs provided income generating activities, Houses constructed - EWS/LIG, SC Families Assisted, Area Covered under Plantation (Public and Forest Lands)

8. GUJARAT

Very Good

Individual Swarozgaries Assisted - SGSY, SHGs provided income generating activities, Food Security:Antodaya Anna Yojana(AAY), Food Security:Targeted Public Distribution System (Only BPL), Houses constructed - EWS/LIG, Slipped back habitations and habitations with water quality problems addressed-ARWSP, SC Families Assisted, ICDS Blocks Operational (Cum.), Anganwadis Functional (Cum.), Urban Poor Families Assisted under Seven Point Charter, Seedlings Planted (Public and Forest Lands), Pumps sets energized, Electricity supplied

Poor

Food Security:Targeted Public Distribution System(TPDS), Food Security:Targeted Public Distribution System (Only APL), Houses constructed - IAY, Area Covered under Plantation (Public and Forest Lands), Road Constructed- PMGSY

Table - C (Contd..)

9. HARYANA

Very Good

Food Security:Antodaya Anna Yojana(AAY), Food Security:Targeted Public Distribution System (Only BPL), Houses constructed - EWS/LIG, ICDS Blocks Operational (Cum.), Seedlings Planted (Public and Forest Lands), Road Constructed-PMGSY, Pumps sets energized, Electricity supplied

Good

Houses constructed - IAY, SC Families Assisted

Poor

Individual Swarozgaries Assisted - SGSY, SHGs provided income generating activities, Food Security:Targeted Public Distribution System(TPDS), Food Security:Targeted Public Distribution System (Only APL), Slipped back habitations and habitations with water quality problems addressed-ARWSP, Anganwadis Functional (Cum.), Area Covered under Plantation (Public and Forest Lands)

10. HIMACHAL PRADESH

Very Good

Individual Swarozgaries Assisted - SGSY, SHGs provided income generating activities, Food Security:Targeted Public Distribution System(TPDS), Food Security:Antodaya Anna Yojana(AAY), Food Security:Targeted Public Distribution System (Only APL), Food Security:Targeted Public Distribution System (Only BPL), Slipped back habitations and habitations with water quality problems addressed-ARWSP, SC Families Assisted, ICDS Blocks Operational (Cum.), Anganwadis Functional (Cum.), Road Constructed- PMGSY, Pumps sets energized, Electricity supplied

Good

Houses constructed - IAY, Area Covered under Plantation (Public and Forest Lands), Seedlings Planted (Public and Forest Lands)

Poor

Villages Electrified - RGGVY

11. JAMMU AND KASHMIR

Very Good

Individual Swarozgaries Assisted - SGSY, Food Security:Targeted Public Distribution System(TPDS), Food Security:Antodaya Anna Yojana(AAY), Food Security:Targeted Public Distribution System (Only APL), Food Security:Targeted Public Distribution System (Only BPL), ICDS Blocks Operational (Cum.)

Good

Anganwadis Functional (Cum.)

Poor

SHGs provided income generating activities, Houses constructed - IAY, Slipped back habitations and habitations with water quality problems addressed-ARWSP, SC Families Assisted, Area Covered under Plantation (Public and Forest Lands), Seedlings Planted (Public and Forest Lands), Road Constructed- PMGSY, Villages Electrified - RGGVY, Electricity supplied

12. JHARKHAND

Very Good

Individual Swarozgaries Assisted - SGSY, SHGs provided income generating activities, Food Security:Antodaya Anna Yojana(AAY), Food Security:Targeted Public Distribution System (Only BPL), SC Families Assisted, ICDS Blocks Operational (Cum.), Anganwadis Functional (Cum.), Area Covered under Plantation (Public and Forest Lands), Seedlings Planted (Public and Forest Lands), Road Constructed- PMGSY, Electricity supplied

Good

Food Security:Targeted Public Distribution System(TPDS)

Poor

Food Security:Targeted Public Distribution System (Only APL), Houses constructed - IAY, Slipped back habitations and habitations with water quality problems addressed-ARWSP, Villages Electrified - RGGVY

Table - C (Contd..)

13. KARNATAKA

Very Good

Individual Swarozgaris Assisted - SGSY, Food Security:Targeted Public Distribution System(TPDS), Food Security:Antodaya Anna Yojana(AAY), Food Security:Targeted Public Distribution System (Only BPL), Houses constructed - IAY, ICDS Blocks Operational (Cum.), Anganwadis Functional (Cum.), Area Covered under Plantation (Public and Forest Lands), Seedlings Planted (Public and Forest Lands), Road Constructed- PMGSY, Pumps sets energized, Electricity supplied

Good

Food Security:Targeted Public Distribution System (Only APL)

Poor

SHGs provided income generating activities, Houses constructed - EWS/LIG, Slipped back habitations and habitations with water quality problems addressed-ARWSP, SC Families Assisted, Urban Poor Families Assisted under Seven Point Charter

14. KERALA

Very Good

Individual Swarozgaris Assisted - SGSY, Food Security:Targeted Public Distribution System(TPDS), Food Security:Antodaya Anna Yojana(AAY), Food Security:Targeted Public Distribution System (Only BPL), SC Families Assisted, Anganwadis Functional (Cum.), Area Covered under Plantation (Public and Forest Lands), Seedlings Planted (Public and Forest Lands), Electricity supplied

Good

SHGs provided income generating activities, Food Security:Targeted Public Distribution System (Only APL)

Poor

Houses constructed - IAY, Houses constructed - EWS/LIG, Slipped back habitations and habitations with water quality problems addressed-ARWSP, ICDS Blocks Operational (Cum.), Road Constructed- PMGSY, Pumps sets energized

15. MADHYA PRADESH

Very Good

Individual Swarozgaris Assisted - SGSY, Food Security:Targeted Public Distribution System(TPDS), Food Security:Antodaya Anna Yojana(AAY), Food Security:Targeted Public Distribution System (Only BPL), Slipped back habitations and habitations with water quality problems addressed-ARWSP, Road Constructed- PMGSY, Villages Electrified - RGGVY, Pumps sets energized

Good

SHGs provided income generating activities, SC Families Assisted, ICDS Blocks Operational (Cum.), Electricity supplied

Poor

Food Security:Targeted Public Distribution System (Only APL), Houses constructed - IAY, Anganwadis Functional (Cum.), Area Covered under Plantation (Public and Forest Lands), Seedlings Planted (Public and Forest Lands)

16. MAHARASHTRA

Very Good

Food Security:Antodaya Anna Yojana(AAY), Food Security:Targeted Public Distribution System (Only BPL), Houses constructed - IAY, SC Families Assisted, Area Covered under Plantation (Public and Forest Lands), Seedlings Planted (Public and Forest Lands), Road Constructed- PMGSY

Good

SHGs provided income generating activities, Food Security:Targeted Public Distribution System(TPDS), ICDS Blocks Operational (Cum.), Electricity supplied

Poor

Individual Swarozgaris Assisted - SGSY, Food Security:Targeted Public Distribution System (Only APL), Houses constructed - EWS/LIG, Slipped back habitations and habitations with water quality problems addressed-ARWSP, Anganwadis Functional (Cum.), Urban Poor Families Assisted under Seven Point Charter

Table - C (Contd..)

17. MANIPUR

Very Good

Food Security:Targeted Public Distribution System(TPDS), Food Security:Antodaya Anna Yojana(AAY), Food Security:Targeted Public Distribution System (Only APL), Food Security:Targeted Public Distribution System (Only BPL), ICDS Blocks Operational (Cum.), Seedlings Planted (Public and Forest Lands), Road Constructed- PMGSY

Good

Anganwadis Functional (Cum.), Electricity supplied

Poor

Individual Swarozgaries Assisted - SGSY, SHGs provided income generating activities, Houses constructed - IAY, Slipped back habitations and habitations with water quality problems addressed-ARWSP, SC Families Assisted, Area Covered under Plantation (Public and Forest Lands), Villages Electrified - RGGVY

18. MEGHALAYA

Very Good

Individual Swarozgaries Assisted - SGSY, SHGs provided income generating activities, Food Security:Targeted Public Distribution System(TPDS), Food Security:Antodaya Anna Yojana(AAY), Food Security:Targeted Public Distribution System (Only APL), Food Security:Targeted Public Distribution System (Only BPL), ICDS Blocks Operational (Cum.), Villages Electrified - RGGVY

Good

Electricity supplied

Poor

Houses constructed - IAY, Slipped back habitations and habitations with water quality problems addressed-ARWSP, Anganwadis Functional (Cum.), Urban Poor Families Assisted under Seven Point Charter, Area Covered under Plantation (Public and Forest Lands), Seedlings Planted (Public and Forest Lands), Road Constructed- PMGSY

19. MIZORAM

Very Good

Food Security:Targeted Public Distribution System(TPDS), Food Security:Targeted Public Distribution System (Only APL), Food Security:Targeted Public Distribution System (Only BPL), Houses constructed - IAY, ICDS Blocks Operational (Cum.), Anganwadis Functional (Cum.), Road Constructed- PMGSY

Good

Food Security:Antodaya Anna Yojana(AAY), Electricity supplied

Poor

Individual Swarozgaries Assisted - SGSY, SHGs provided income generating activities, Houses constructed - EWS/LIG, Slipped back habitations and habitations with water quality problems addressed-ARWSP, Area Covered under Plantation (Public and Forest Lands), Seedlings Planted (Public and Forest Lands), Villages Electrified - RGGVY

20. NAGALAND

Very Good

Individual Swarozgaries Assisted - SGSY, SHGs provided income generating activities, Food Security:Targeted Public Distribution System(TPDS), Food Security:Antodaya Anna Yojana(AAY), Food Security:Targeted Public Distribution System (Only APL), Food Security:Targeted Public Distribution System (Only BPL), Houses constructed - IAY, ICDS Blocks Operational (Cum.), Anganwadis Functional (Cum.), Road Constructed- PMGSY

Good

Electricity supplied

Poor

Slipped back habitations and habitations with water quality problems addressed-ARWSP, Area Covered under Plantation (Public and Forest Lands), Seedlings Planted (Public and Forest Lands), Villages Electrified - RGGVY

Table - C (Contd..)

21. ORISSA

Very Good

Food Security:Targeted Public Distribution System(TPDS), Food Security:Antodaya Anna Yojana(AAY), Food Security:Targeted Public Distribution System (Only BPL), ICDS Blocks Operational (Cum.), Area Covered under Plantation (Public and Forest Lands), Road Constructed- PMGSY, Villages Electrified - RGGVY, Pumps sets energized, Electricity supplied

Good

Food Security:Targeted Public Distribution System (Only APL), Anganwadis Functional (Cum.)

Poor

Individual Swarozgaries Assisted - SGSY, SHGs provided income generating activities, Houses constructed - IAY, Houses constructed - EWS/LIG, Slipped back habitations and habitations with water quality problems addressed-ARWSP, SC Families Assisted, Seedlings Planted (Public and Forest Lands)

22. PUDUCHERRY

Very Good

SHGs provided income generating activities, Slipped back habitations and habitations with water quality problems addressed-ARWSP, SC Families Assisted, ICDS Blocks Operational (Cum.), Area Covered under Plantation (Public and Forest Lands), Seedlings Planted (Public and Forest Lands), Pumps sets energized, Electricity supplied

Good

Anganwadis Functional (Cum.)

Poor

Individual Swarozgaries Assisted - SGSY, Food Security:Targeted Public Distribution System(TPDS), Food Security:Antodaya Anna Yojana(AAY), Food Security:Targeted Public Distribution System (Only APL), Food Security:Targeted Public Distribution System (Only BPL), Houses constructed - IAY, Houses constructed - EWS/LIG

23. PUNJAB

Very Good

Individual Swarozgaries Assisted - SGSY, SHGs provided income generating activities, Food Security:Targeted Public Distribution System (Only BPL), Slipped back habitations and habitations with water quality problems addressed-ARWSP, ICDS Blocks Operational (Cum.), Anganwadis Functional (Cum.), Road Constructed- PMGSY

Good

Houses constructed - IAY, SC Families Assisted, Electricity supplied

Poor

Food Security:Targeted Public Distribution System(TPDS), Food Security:Antodaya Anna Yojana(AAY), Food Security:Targeted Public Distribution System (Only APL), Habitations covered (NC and PC) - ARWSP, Area Covered under Plantation (Public and Forest Lands), Seedlings Planted (Public and Forest Lands)

24. RAJASTHAN

Very Good

SHGs provided income generating activities, Food Security:Targeted Public Distribution System(TPDS), Food Security:Antodaya Anna Yojana(AAY), Food Security:Targeted Public Distribution System (Only APL), Food Security:Targeted Public Distribution System (Only BPL), Houses constructed - EWS/LIG, SC Families Assisted, ICDS Blocks Operational (Cum.), Area Covered under Plantation (Public and Forest Lands), Road Constructed- PMGSY, Villages Electrified - RGGVY, Pumps sets energized, Electricity supplied

Good

Houses constructed - IAY, Anganwadis Functional (Cum.), Seedlings Planted (Public and Forest Lands)

Poor

Individual Swarozgaries Assisted - SGSY, Habitations covered (NC and PC) - ARWSP, Slipped back habitations and habitations with water quality problems addressed-ARWSP

Table - C (Contd..)

25. SIKKIM

Very Good

Individual Swarozgaries Assisted - SGSY, Food Security:Targeted Public Distribution System(TPDS), Food Security:Antodaya Anna Yojana(AAY), Food Security:Targeted Public Distribution System (Only APL), Food Security:Targeted Public Distribution System (Only BPL), Houses constructed - EWS/LIG, Urban Poor Families Assisted under Seven Point Charter

Good

ICDS Blocks Operational (Cum.), Anganwadis Functional (Cum.), Electricity supplied

Poor

SHGs provided income generating activities, Houses constructed - IAY, Slipped back habitations and habitations with water quality problems addressed-ARWSP, SC Families Assisted, Area Covered under Plantation (Public and Forest Lands), Seedlings Planted (Public and Forest Lands), Road Constructed- PMGSY, Villages Electrified - RGGVY

26. TAMIL NADU

Very Good

Individual Swarozgaries Assisted - SGSY, SHGs provided income generating activities, Food Security:Targeted Public Distribution System(TPDS), Food Security:Antodaya Anna Yojana(AAY), Food Security:Targeted Public Distribution System (Only APL), Food Security:Targeted Public Distribution System (Only BPL), Houses constructed - IAY, Houses constructed - EWS/LIG, Slipped back habitations and habitations with water quality problems addressed-ARWSP, SC Families Assisted, ICDS Blocks Operational (Cum.), Anganwadis Functional (Cum.), Urban Poor Families Assisted under Seven Point Charter, Area Covered under Plantation (Public and Forest Lands), Road Constructed- PMGSY, Pumps sets energized, Electricity supplied

Poor

Seedlings Planted (Public and Forest Lands)

27. TRIPURA

Very Good

Food Security:Targeted Public Distribution System(TPDS), Food Security:Antodaya Anna Yojana(AAY), Food Security:Targeted Public Distribution System (Only BPL), ICDS Blocks Operational (Cum.), Urban Poor Families Assisted under Seven Point Charter, Area Covered under Plantation (Public and Forest Lands), Seedlings Planted (Public and Forest Lands)

Good

Food Security:Targeted Public Distribution System (Only APL), Electricity supplied

Poor

Individual Swarozgaries Assisted - SGSY, SHGs provided income generating activities, Houses constructed - IAY, Houses constructed - EWS/LIG, Slipped back habitations and habitations with water quality problems addressed-ARWSP, SC Families Assisted, Anganwadis Functional (Cum.), Road Constructed- PMGSY, Villages Electrified - RGGVY

28. UTTARAKHAND

Very Good

Individual Swarozgaries Assisted - SGSY, SHGs provided income generating activities, Food Security:Targeted Public Distribution System(TPDS), Food Security:Antodaya Anna Yojana(AAY), Food Security:Targeted Public Distribution System (Only APL), Food Security:Targeted Public Distribution System (Only BPL), Slipped back habitations and habitations with water quality problems addressed-ARWSP, SC Families Assisted, ICDS Blocks Operational (Cum.), Area Covered under Plantation (Public and Forest Lands), Seedlings Planted (Public and Forest Lands), Road Constructed- PMGSY, Villages Electrified - RGGVY, Pumps sets energized, Electricity supplied

Poor

Houses constructed - IAY, Habitations covered (NC and PC) - ARWSP, Anganwadis Functional (Cum.)

Table - C (Contd..)

29. UTTAR PRADESH

Very Good

Individual Swarozgaries Assisted - SGSY, Food Security:Targeted Public Distribution System(TPDS), Food Security:Antodaya Anna Yojana(AAY), Food Security:Targeted Public Distribution System (Only APL), Food Security:Targeted Public Distribution System (Only BPL), ICDS Blocks Operational (Cum.), Area Covered under Plantation (Public and Forest Lands), Seedlings Planted (Public and Forest Lands), Road Constructed- PMGSY, Pumps sets energized

Good

Houses constructed - IAY, SC Families Assisted, Anganwadis Functional (Cum.)

Poor

SHGs provided income generating activities, Slipped back habitations and habitations with water quality problems addressed-ARWSP, Electricity supplied

30. WEST BENGAL

Very Good

Individual Swarozgaries Assisted - SGSY, Food Security:Targeted Public Distribution System(TPDS), Food Security:Targeted Public Distribution System (Only APL), Food Security:Targeted Public Distribution System (Only BPL), Anganwadis Functional (Cum.), Electricity supplied

Good

Food Security:Antodaya Anna Yojana(AAY)

Poor

SHGs provided income generating activities, Houses constructed - IAY, Houses constructed - EWS/LIG, Slipped back habitations and habitations with water quality problems addressed-ARWSP, SC Families Assisted, ICDS Blocks Operational (Cum.), Area Covered under Plantation (Public and Forest Lands), Seedlings Planted (Public and Forest Lands), Road Constructed- PMGSY, Villages Electrified - RGGVY, Pumps sets energized

31. ANDAMAN AND NICOBAR ISLANDS

Very Good

Individual Swarozgaries Assisted - SGSY, SHGs provided income generating activities, ICDS Blocks Operational (Cum.), Anganwadis Functional (Cum.), Area Covered under Plantation (Public and Forest Lands), Seedlings Planted (Public and Forest Lands)

Poor

Food Security:Targeted Public Distribution System(TPDS), Food Security:Antodaya Anna Yojana(AAY), Food Security:Targeted Public Distribution System (Only APL), Food Security:Targeted Public Distribution System (Only BPL), Houses constructed - IAY, Slipped back habitations and habitations with water quality problems addressed-ARWSP, Electricity supplied

32. CHANDIGARH

Very Good

Food Security:Targeted Public Distribution System(TPDS), Food Security:Targeted Public Distribution System (Only APL), Food Security:Targeted Public Distribution System (Only BPL), SC Families Assisted, ICDS Blocks Operational (Cum.), Electricity supplied

Poor

Food Security:Antodaya Anna Yojana(AAY), Anganwadis Functional (Cum.), Area Covered under Plantation (Public and Forest Lands), Seedlings Planted (Public and Forest Lands)

Table - C (Contd..)

33. DADRA AND NAGAR HAVELI

Very Good

Individual Swarozgaries Assisted - SGSY, ICDS Blocks Operational (Cum.), Area Covered under Plantation (Public and Forest Lands), Seedlings Planted (Public and Forest Lands), Electricity supplied

Good

Anganwadis Functional (Cum.)

Poor

SHGs provided income generating activities, Food Security:Targeted Public Distribution System(TPDS), Food Security:Antodaya Anna Yojana(AAY), Food Security:Targeted Public Distribution System (Only APL), Food Security:Targeted Public Distribution System (Only BPL), Houses constructed - IAY

34. DAMAN AND DIU

Very Good

Individual Swarozgaries Assisted - SGSY, ICDS Blocks Operational (Cum.), Anganwadis Functional (Cum.), Seedlings Planted (Public and Forest Lands), Electricity supplied

Poor

SHGs provided income generating activities, Food Security:Targeted Public Distribution System(TPDS), Food Security:Antodaya Anna Yojana(AAY), Food Security:Targeted Public Distribution System (Only APL), Food Security:Targeted Public Distribution System (Only BPL), Houses constructed - IAY, Area Covered under Plantation (Public and Forest Lands)

35. LAKSHADWEEP

Very Good

SHGs provided income generating activities, Food Security:Targeted Public Distribution System (Only BPL), ICDS Blocks Operational (Cum.), Anganwadis Functional (Cum.), Area Covered under Plantation (Public and Forest Lands), Seedlings Planted (Public and Forest Lands), Electricity supplied

Poor

Individual Swarozgaries Assisted - SGSY, Food Security:Targeted Public Distribution System(TPDS), Food Security:Antodaya Anna Yojana(AAY), Food Security:Targeted Public Distribution System (Only APL), Houses constructed - IAY

Ranking of States: During April, 2009-January, 2010

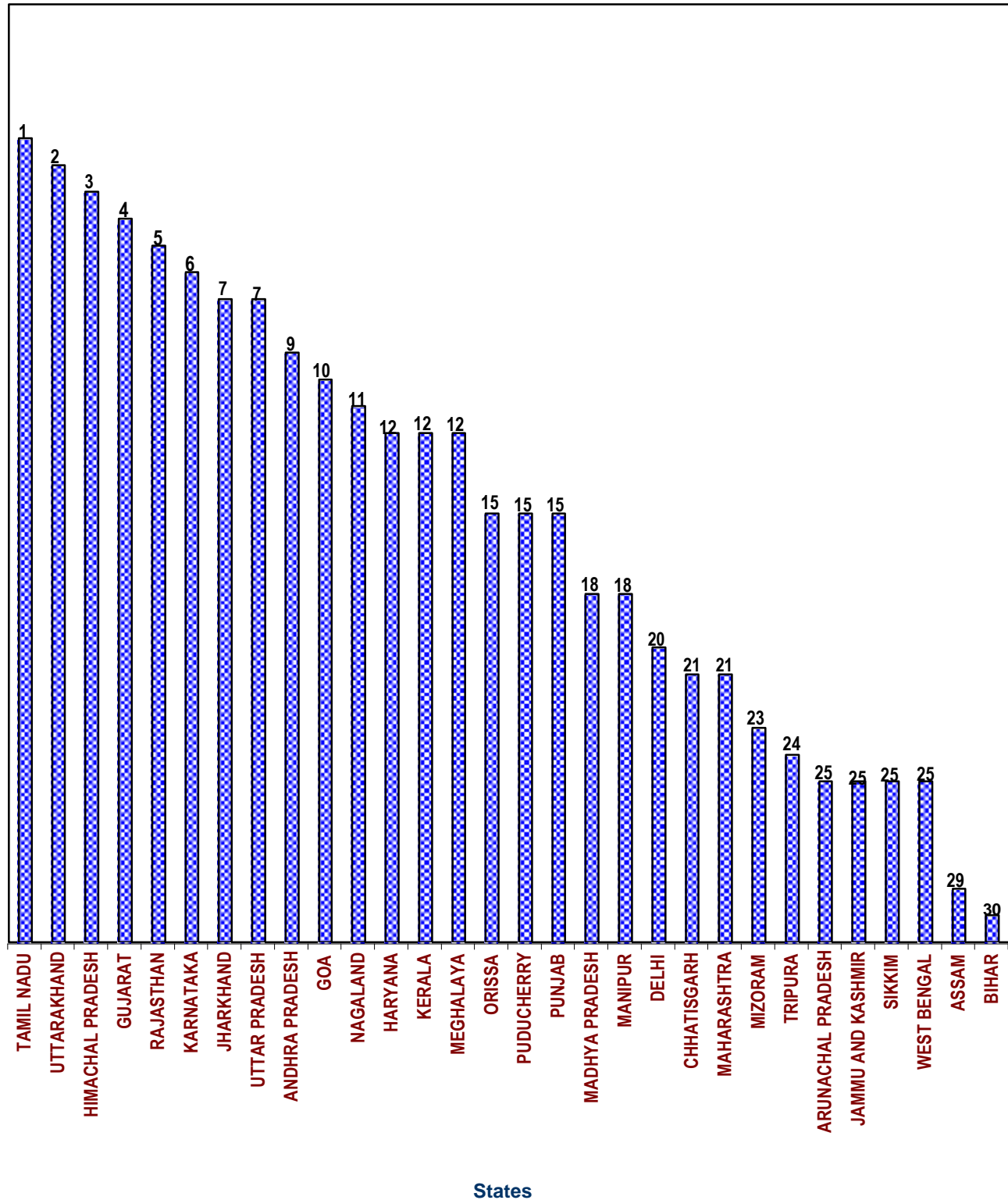


Table - D

SCORE CARD AND RANKING OF STATES ACCORDING TO THEIR PERFORMANCE
During the period April, 2009 to January, 2010

States	No. of Items/ Parameters	Max Score	Parameters in category				Total Marks	% Ach.	RANK
			A	B	C	D			
TAMIL NADU	18	54	17	0	1	0	52	96	1
UTTARAKHAND	18	54	15	1	2	0	49	91	2
HIMACHAL PRADESH	17	51	13	1	3	0	44	86	3
GUJARAT	18	54	13	1	4	0	45	83	4
RAJASTHAN	19	57	13	2	4	0	47	82	5
KARNATAKA	18	54	12	2	4	0	44	81	6
JHARKHAND	16	48	11	0	5	0	38	79	7
UTTAR PRADESH	16	48	10	2	4	0	38	79	7
ANDHRA PRADESH	17	51	11	1	5	0	40	78	9
GOA	14	42	9	0	4	1	31	74	10
NAGALAND	15	45	10	0	3	2	33	73	11
HARYANA	17	51	8	2	7	0	35	69	12
KERALA	17	51	9	1	6	1	35	69	12
MEGHALAYA	16	48	8	1	7	0	33	69	12
ORISSA	18	54	9	1	7	1	36	67	15
PUDUCHERRY	16	48	8	1	6	1	32	67	15
PUNJAB	16	48	7	2	7	0	32	67	15
MADHYA PRADESH	17	51	8	0	9	0	33	65	18
MANIPUR	16	48	7	1	8	0	31	65	18
DELHI	12	36	6	0	5	1	23	64	20
CHHATISGARH	18	54	8	1	6	3	32	59	21
MAHARASHTRA	17	51	7	0	9	1	30	59	21
MIZORAM	16	48	7	0	7	2	28	58	23
TRIPURA	18	54	7	1	8	2	31	57	24
ARUNACHAL PRADESH	16	48	6	0	9	1	27	56	25
JAMMU AND KASHMIR	16	48	6	1	7	2	27	56	25
SIKKIM	18	54	7	0	9	2	30	56	25
WEST BENGAL	18	54	6	1	10	1	30	56	25
ASSAM	18	54	7	1	6	4	29	54	29
BIHAR	16	48	4	0	12	0	24	50	30

NORMS FOR RANKING

The criteria for performance assessment of States is as follows:

	<u>Marks</u>
Category "A" Where the Achievement is 90% or above of the target	3
Category "B" Where the Achievement is above National Average	2
Category "C" Where the Achievement is below National Average	1
Category "D" Where their is NIL Performance	0

Note: For ranking of the states, the All-India Percent achievement is taken as the National Average.

PART - II

TWENTY POINT PROGRAMME - 2006

ITEM-WISE PERFORMANCE TABLES

Table - 1

Employment generation under the NREG Scheme

Sl. No.	State/UT Name	No. of job cards issued * (Number) April,2009- January,2010	Employment generated (Number) April,2009- January,2010	Wages given (Rupees) April,2009- January,2010
		(3)	(4)	(5)
1	ANDHRA PRADESH	11,39,533	34,47,59,072	31,78,97,00,000
2	ARUNACHAL PRADESH	37,569	1,72,000	1,58,00,000
3	ASSAM	5,52,791	5,66,71,000	4,76,81,85,000
4	BIHAR	18,92,954	7,59,20,000	7,19,03,07,000
5	CHHATISGARH	1,90,893	8,12,03,000	6,19,92,02,000
6	DELHI	0	0	0
7	GOA	7,032	87,645	94,71,000
8	GUJARAT	5,19,927	4,36,89,000	3,81,42,17,000
9	HARYANA	71,171	39,68,000	57,69,13,000
10	HIMACHAL PRADESH	1,02,081	2,04,94,000	2,27,38,59,000
11	JAMMU AND KASHMIR	1,25,218	78,45,469	76,71,53,000
12	JHARKHAND	2,37,010	6,13,49,691	6,18,41,12,072
13	KARNATAKA	24,32,311	13,32,19,000	11,58,72,32,000
14	KERALA	4,74,068	1,84,89,922	2,32,14,99,000
15	MADHYA PRADESH	1,96,442	23,81,86,000	3,44,42,05,000
16	MAHARASHTRA	7,85,274	2,39,07,000	2,67,65,72,000
17	MANIPUR	38,371	59,96,000	80,13,65,000
18	MEGHALAYA	65,706	1,08,43,000	1,00,69,51,000
19	MIZORAM	8,471	0	0
20	NAGALAND	23,234	2,20,00,000	2,15,44,66,000
21	ORISSA	3,02,158	3,11,24,000	3,13,63,86,000
22	PUDUCHERRY	44,672	8,55,045	6,61,31,000
23	PUNJAB	1,51,362	53,11,000	70,77,96,000
24	RAJASTHAN	4,07,622	41,87,14,000	36,50,57,82,000
25	SIKKIM	7,899	29,18,000	47,21,72,000
26	TAMIL NADU	7,77,468	19,79,63,900	13,49,08,78,200
27	TRIPURA	60,594	2,49,28,000	2,50,45,00,000
28	UTTARAKHAND	60,594	1,36,42,300	1,38,60,67,000
29	UTTAR PRADESH	8,54,189	27,19,86,000	26,45,73,92,000
30	WEST BENGAL	6,12,969	10,11,29,000	8,44,40,68,000
31	ANDAMAN AND NICOBAR ISLANDS	15,320	3,94,792	5,39,12,000
32	CHANDIGARH	0	0	0
33	DADRA AND NAGAR HAVELI	2,676	57,864	64,00,700
34	DAMAN AND DIU	0	0	0
35	LAKSHADWEEP	3,469	1,41,089	1,58,29,000
Grand Total		1,22,01,048	2,21,79,64,789	1,80,82,85,22,972

Note:- Majority of States were reporting performance since inception but now it has been reconciled with the performance figures supplied by M/o Rural Development to get performance figures during April, 2009 to January, 2010.*

Swaranjayanti Gram Swarozgar Yojana (SGSY)

Individual Swarozgaries Assisted

% Achievement of Target

During April, 2009-January, 2010

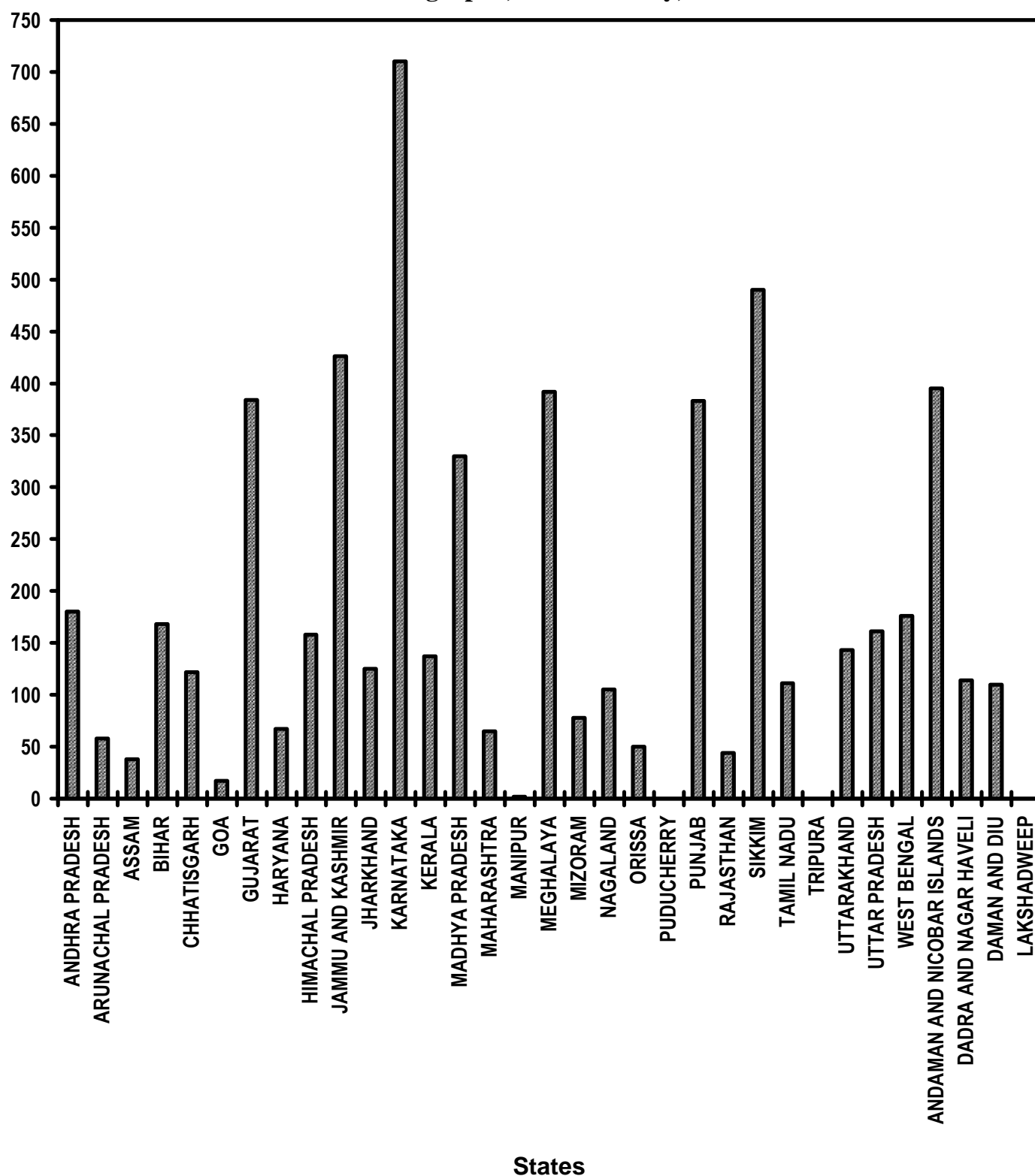


Table - 2 (A)

Swaranjayanti Gram Swarojgar Yojana
Individual Swarozgaries Assisted
(Unit: Number)

Sl. No.	State/UT Name	Target		Achievement April,2009-January,2010	Percent Achievement April,2009-January,2010
		2009-2010	April,2009-January,2010		
(1)	(2)	(3)	(4)	(5)	(5)/(4)
1	ANDHRA PRADESH	14,555	11,161	20,082	180
2	ARUNACHAL PRADESH	633	485	283 *	58
3	ASSAM	16,433	12,600	4,748	38
4	BIHAR	34,625	26,543	44,468	168
5	CHHATISGARH	7,690	5,895	7,169	122
6	GOA	211	160	27	17
7	GUJARAT	5,479	4,200	16,119	384
8	HARYANA	3,224	2,470	1,662	67
9	HIMACHAL PRADESH	1,357	1,040	1,642	158
10	JAMMU AND KASHMIR	1,681	1,288	5,490	426
11	JHARKHAND	13,056	10,010	12,469	125
12	KARNATAKA	10,990	8,428	59,843	710
13	KERALA	4,932	3,782	5,194	137
14	MADHYA PRADESH	16,477	12,632	41,631	330
15	MAHARASHTRA	21,726	16,656	10,766	65
16	MANIPUR	1,102	843	17 *	2
17	MEGHALAYA	1,234	945	3,706	392
18	MIZORAM	286	219	170 *	78
19	NAGALAND	846	648	679	105
20	ORISSA	16,649	12,763	6,329	50
21	PUDUCHERRY	251	194	0	0
22	PUNJAB	1,567	1,200	4,590	382
23	RAJASTHAN	8,346	6,398	2,787	44
24	SIKKIM	316	244	1,195	490
25	TAMIL NADU	12,871	9,869	10,959	111
26	TRIPURA	1,989	1,525	0	0
27	UTTARAKHAND	2,624	2,010	2,875	143
28	UTTAR PRADESH	49,848	38,216	61,651	161
29	WEST BENGAL	18,502	14,183	24,926	176
30	ANDAMAN AND NICOBAR ISLANDS	25	21	83	395
31	DADRA AND NAGAR HAVELI	25	21	24	114
32	DAMAN AND DIU	25	21	23	110
33	LAKSHADWEEP	25	21	0	0
Grand Total		2,69,600	2,06,691	3,51,607	170

Very Good:(90% or above of targets)

ANDHRA PRADESH, BIHAR, CHHATISGARH, GUJARAT, HIMACHAL PRADESH, JAMMU AND KASHMIR, JHARKHAND, KARNATAKA, KERALA, MADHYA PRADESH, MEGHALAYA, NAGALAND, PUNJAB, SIKKIM, TAMIL NADU, UTTARAKHAND, UTTAR PRADESH, WEST BENGAL, ANDAMAN AND NICOBAR ISLANDS, DADRA AND NAGAR HAVELI, DAMAN AND DIU

Poor:(Below 80% of targets)

ARUNACHAL PRADESH, ASSAM, GOA, HARYANA, MAHARASHTRA, MANIPUR, MIZORAM, ORISSA, PUDUCHERRY, RAJASTHAN, TRIPURA, LAKSHADWEEP

* Ministry of Rural Development

Table - 2(B)

Swaranjayanti Gram Swarozgar Yojana

Sl. No.	State/UT Name	Individual SC	Individual ST	Individual Women	Individual Disabled
		Swarozgaries Assisted (Number) April,2009-January,2010	Swarozgaries Assisted (Number) April,2009-January,2010	Swarozgaries Assisted (Number) April,2009-January,2010	Swarozgaries Assisted (Number) April,2009-January,2010
(1)	(2)	(3)	(4)	(5)	(6)
1	ANDHRA PRADESH	11,481	2,880	13,866	977
2	ARUNACHAL PRADESH	0	278	95	0
3	ASSAM	698	635	1,293	497
4	BIHAR	41,669	1,404	63,571	1,643
5	CHHATISGARH	1,199	2,318	591	133
6	GOA	7	9	10	15
7	GUJARAT	8,001	0	5,646	194
8	HARYANA	579	0	806	82
9	HIMACHAL PRADESH	582	230	412	33
10	JAMMU AND KASHMIR	577	540	1,028	9
11	JHARKHAND	2,228	4,852	1,504	70
12	KARNATAKA	21,788	6,933	52,816	1,483
13	KERALA	4,055	301	2,754	432
14	MADHYA PRADESH	9,173	12,014	19,591	1,431
15	MAHARASHTRA	2,729	1,871	2,911	774
16	MANIPUR	0	16	0	0
17	MEGHALAYA	0	3,706	1,313	6
18	MIZORAM	0	0	0	0
19	NAGALAND	0	344	311	24
20	ORISSA	1,539	1,906	1,931	719
21	PUDUCHERRY	0	0	0	0
22	PUNJAB	3,206	0	955	33
23	RAJASTHAN	891	429	1,278	112
24	SIKKIM	59	606	812	36
25	TAMIL NADU	5,314	134	5,758	2,759
26	TRIPURA	0	0	0	0
27	UTTARAKHAND	2,352	165	536	12
28	UTTAR PRADESH	31,850	123	17,330	873
29	WEST BENGAL	12,072	1,525	28,763	78
30	ANDAMAN AND NICOBAR ISLANDS	0	26	22	7
31	DADRA AND NAGAR HAVELI	0	0	0	0
32	DAMAN AND DIU	0	0	0	0
33	LAKSHADWEEP	0	24	8	0
Grand Total		1,62,049	43,269	2,25,911	12,432

Table - 3(A)

Self Help Groups (SHG)
(Unit: Number)

		Formed under SGSY (Number) April,2009- January,2010
Sl. No.	State/UT Name	
(1)	(2)	(3)
1	ANDHRA PRADESH	83,965
2	ARUNACHAL PRADESH	46
3	ASSAM	16,461
4	BIHAR	22,773
5	CHHATISGARH	2,851
6	DELHI	0
7	GOA	15
8	GUJARAT	4,930
9	HARYANA	2,469
10	HIMACHAL PRADESH	1,202
11	JAMMU AND KASHMIR	720
12	JHARKHAND	5,546
13	KARNATAKA	5,403
14	KERALA	1,095
15	MADHYA PRADESH	10,100
16	MAHARASHTRA	23,285
17	MANIPUR	77
18	MEGHALAYA	497
19	MIZORAM	0
20	NAGALAND	222
21	ORISSA	8,463
22	PUDUCHERRY	132
23	PUNJAB	816
24	RAJASTHAN	1,987
25	SIKKIM	155
26	TAMIL NADU	23,311
27	TRIPURA	3,525
28	UTTARAKHAND	4,933
29	UTTAR PRADESH	41,937
30	WEST BENGAL	27,426
31	ANDAMAN AND NICOBAR ISLANDS	38
32	CHANDIGARH	0
33	DADRA AND NAGAR HAVELI	0
34	DAMAN AND DIU	0
35	LAKSHADWEEP	0
Grand Total		2,94,380

Self Help Groups (SHG)

To whom income generating activities provided

% Achievement of Target
During April, 2009-January, 2010

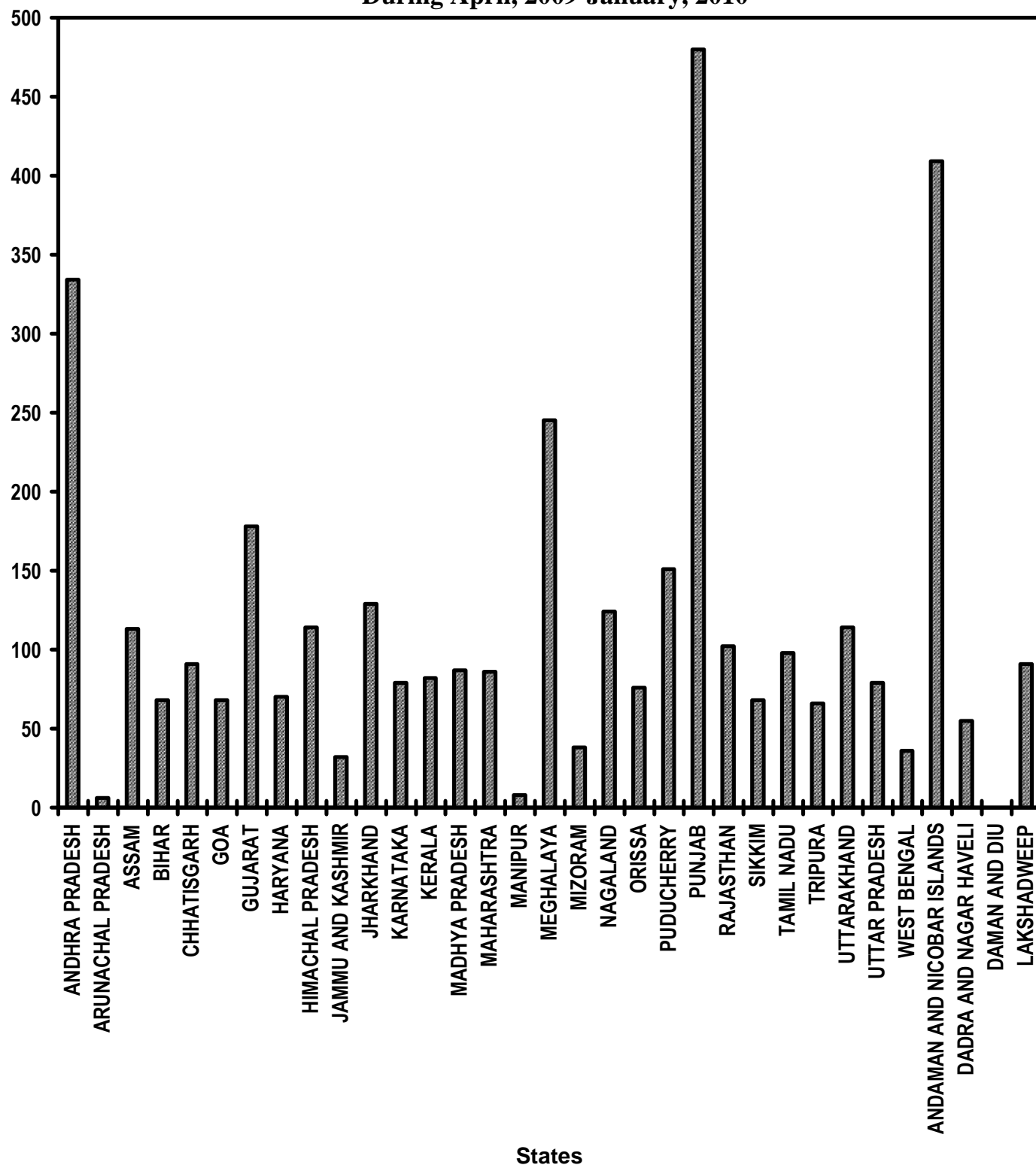


Table - 3(B)

Self Help Groups (SHG)
To whom income generating activities provided
(Unit: Number)

Sl. No.	State/UT Name	Target		Achievement April,2009-January,2010	Percent Achievement April,2009-January,2010
		2009-2010	April,2009-January,2010		
(1)	(2)	(3)	(4)	(5)	(5)/(4)
1	ANDHRA PRADESH	8,384	6,426	21,466	334
2	ARUNACHAL PRADESH	364	277	17 *	6
3	ASSAM	9,465	7,257	8,181	113
4	BIHAR	19,944	15,290	10,416	68
5	CHHATISGARH	4,429	3,394	3,105	91
6	GOA	121	95	65	68
7	GUJARAT	3,156	2,420	4,310	178
8	HARYANA	1,857	1,425	1,000	70
9	HIMACHAL PRADESH	781	598	683	114
10	JAMMU AND KASHMIR	968	743	239	32
11	JHARKHAND	7,520	5,764	7,408	129
12	KARNATAKA	6,330	4,854	3,834	79
13	KERALA	2,841	2,177	1,779	82
14	MADHYA PRADESH	9,491	7,278	6,351	87
15	MAHARASHTRA	12,514	9,593	8,251	86
16	MANIPUR	635	485	40	8
17	MEGHALAYA	711	545	1,336	245
18	MIZORAM	165	125	47 *	38
19	NAGALAND	487	372	460	124
20	ORISSA	9,590	7,350	5,611	76
21	PUDUCHERRY	144	110	166	151
22	PUNJAB	903	691	3,320	480
23	RAJASTHAN	4,807	3,684	3,742	102
24	SIKKIM	182	138	94	68
25	TAMIL NADU	7,413	5,683	5,554	98
26	TRIPURA	1,146	878	576	66
27	UTTARAKHAND	1,511	1,160	1,321	114
28	UTTAR PRADESH	28,713	22,013	17,336	79
29	WEST BENGAL	10,657	8,170	2,907	36
30	ANDAMAN AND NICOBAR ISLANDS	14	11	45	409
31	DADRA AND NAGAR HAVELI	14	11	6	55
32	DAMAN AND DIU	14	11	0	0
33	LAKSHADWEEP	14	11	10	91
Grand Total		1,55,285	1,19,039	1,19,676	101

Very Good:(90% or above of targets)

ANDHRA PRADESH, ASSAM, CHHATISGARH, GUJARAT, HIMACHAL PRADESH, JHARKHAND, MEGHALAYA, NAGALAND, PUDUCHERRY, PUNJAB, RAJASTHAN, TAMIL NADU, UTTARAKHAND, ANDAMAN AND NICOBAR ISLANDS, LAKSHADWEEP

Good:(Between 80% to 90% targets)

KERALA, MADHYA PRADESH, MAHARASHTRA

Poor:(Below 80% of targets)

ARUNACHAL PRADESH, BIHAR, GOA, HARYANA, JAMMU AND KASHMIR, KARNATAKA, MANIPUR, MIZORAM, ORISSA, SIKKIM, TRIPURA, UTTAR PRADESH, WEST BENGAL, DADRA AND NAGAR HAVELI, DAMAN AND DIU

* Ministry of Rural Development

Table - 4 (A)

**Distribution of waste land to the landless
(Unit: Hectare)**

		Total Land Distributed (Hectare) April,2009- January,2010
Sl. No.	State/UT Name	
(1)	(2)	(3)
1	ANDHRA PRADESH	5,062
2	ARUNACHAL PRADESH	0
3	ASSAM	0
4	BIHAR	28
5	CHHATISGARH	24,567
6	DELHI	0
7	GOA	0
8	GUJARAT	5,340
9	HARYANA	0
10	JAMMU AND KASHMIR	0
11	JHARKHAND	143
12	KARNATAKA	0
13	KERALA	0
14	MADHYA PRADESH	0
15	MAHARASHTRA	0
16	MANIPUR	0
17	MEGHALAYA	0
18	MIZORAM	0
19	NAGALAND	0
20	ORISSA	339
21	PUDUCHERRY	0
22	PUNJAB	0
23	RAJASTHAN	0
24	SIKKIM	144
25	TAMIL NADU	400
26	TRIPURA	0
27	UTTARAKHAND	0
28	UTTAR PRADESH	4,599
29	WEST BENGAL	0
30	ANDAMAN AND NICOBAR ISLANDS	0
31	CHANDIGARH	0
32	DADRA AND NAGAR HAVELI	0
33	DAMAN AND DIU	0
34	LAKSHADWEEP	0
Grand Total		40,622

Table - 4 (B)

Distribution of waste land to the landless

Sl. No.	State/UT Name	Land Distributed to SC (Hectare) April,2009- January,2010	Land Distributed to ST (Hectare) April,2009- January,2010	Land Distributed to Others (Hectare) April,2009- January,2010
		(3)	(4)	(5)
1	ANDHRA PRADESH	449	2,671	2,241
2	ARUNACHAL PRADESH	0	0	0
3	ASSAM	0	0	0
4	BIHAR	26	0	1
5	CHHATISGARH	4,197	11,761	8,610
6	DELHI	0	0	0
7	GOA	0	0	0
8	GUJARAT	1,023	613	3,703
9	HARYANA	0	0	0
10	JAMMU AND KASHMIR	0	0	0
11	JHARKHAND	18	93	33
12	KARNATAKA	0	0	0
13	KERALA	0	0	0
14	MADHYA PRADESH	0	0	0
15	MAHARASHTRA	0	0	0
16	MANIPUR	0	0	0
17	MEGHALAYA	0	0	0
18	MIZORAM	0	0	0
19	NAGALAND	0	0	0
20	ORISSA	69	139	131
21	PUDUCHERRY	0	0	0
22	PUNJAB	0	0	0
23	RAJASTHAN	0	0	0
24	SIKKIM	93	0	0
25	TAMIL NADU	99	3	298
26	TRIPURA	0	0	0
27	UTTARAKHAND	0	0	0
28	UTTAR PRADESH	2,489	75	2,035
29	WEST BENGAL	0	0	0
30	ANDAMAN AND NICOBAR ISLANDS	0	0	0
31	CHANDIGARH	0	0	0
32	DADRA AND NAGAR HAVELI	0	0	0
33	DAMAN AND DIU	0	0	0
34	LAKSHADWEEP	0	0	0
Grand Total		8,463	15,355	17,052

Table - 5(A)

Minimum Wages Enforcement (including Farm Labour)

Sl. No.	State/UT Name	Agriculture and Farm Workers: Inspections made (Number) April,2009-January,2010	Agriculture and Farm Workers: Irregularities detected (Number) April,2009-January,2010	Agriculture and Farm Workers: Irregularities rectified (Number) April,2009-January,2010
		(3)	(4)	(5)
1	ANDHRA PRADESH	0	0	0
2	ARUNACHAL PRADESH	0	0	0
3	ASSAM	0	0	0
4	BIHAR	54,058	8,110	8,056
5	CHHATISGARH	0	0	0
6	DELHI	0	0	0
7	GOA	0	0	0
8	GUJARAT	26,668	3,399	3,454
9	HARYANA	0	0	0
10	HIMACHAL PRADESH	0	0	0
11	JAMMU AND KASHMIR	0	0	0
12	JHARKHAND	0	0	0
13	KARNATAKA	0	0	0
14	KERALA	0	0	0
15	MADHYA PRADESH	0	0	0
16	MAHARASHTRA	0	0	0
17	MANIPUR	0	0	0
18	MEGHALAYA	9	0	0
19	MIZORAM	0	0	0
20	NAGALAND	0	0	0
21	ORISSA	10,978	7,305	6,045
22	PUDUCHERRY	0	0	0
23	PUNJAB	247	0	0
24	RAJASTHAN	1,279	10	5
25	SIKKIM	0	0	0
26	TAMIL NADU	0	0	0
27	TRIPURA	0	0	0
28	UTTARAKHAND	842	0	0
29	UTTAR PRADESH	0	0	0
30	WEST BENGAL	0	0	0
31	ANDAMAN AND NICOBAR ISLANDS	0	0	0
32	CHANDIGARH	0	0	0
33	DADRA AND NAGAR HAVELI	0	0	0
34	DAMAN AND DIU	0	0	0
35	LAKSHADWEEP	0	0	0
Grand Total		94,081	18,824	17,560

Table - 5(B)

Minimum Wages Enforcement (including Farm Labour)

(Unit: Number)

Sl. No.	State/UT Name	Agriculture and Farm Workers: Claims filed (Number) April,2009-January,2010	Agriculture and Farm Workers: Claims settled (Number) April,2009-January,2010
		(3)	(4)
1	ANDHRA PRADESH	0	0
2	ARUNACHAL PRADESH	0	0
3	ASSAM	0	0
4	BIHAR	2,467	2,687
5	CHHATISGARH	0	0
6	DELHI	0	0
7	GOA	0	0
8	GUJARAT	0	0
9	HARYANA	4	24
10	HIMACHAL PRADESH	0	0
11	JAMMU AND KASHMIR	0	0
12	JHARKHAND	0	0
13	KARNATAKA	0	0
14	KERALA	0	0
15	MADHYA PRADESH	0	0
16	MAHARASHTRA	0	0
17	MANIPUR	0	0
18	MEGHALAYA	0	0
19	MIZORAM	0	0
20	NAGALAND	0	0
21	ORISSA	0	0
22	PUDUCHERRY	0	0
23	PUNJAB	0	0
24	RAJASTHAN	8	1
25	SIKKIM	0	0
26	TAMIL NADU	0	0
27	TRIPURA	0	0
28	UTTARAKHAND	0	0
29	UTTAR PRADESH	0	0
30	WEST BENGAL	0	0
31	ANDAMAN AND NICOBAR ISLANDS	0	0
32	CHANDIGARH	0	0
33	DADRA AND NAGAR HAVELI	0	0
34	DAMAN AND DIU	0	0
35	LAKSHADWEEP	0	0
Grand Total		2,479	2,712

Table - 5(C)

Minimum Wages Enforcement (including Farm Labour)

Sl. No.	State/UT Name	Agriculture and Farm Workers: Prosecution cases Pending (Number) April,2009-January,2010	Agriculture and Farm Workers: Prosecution cases filed (Number) April,2009-January,2010	Agriculture and Farm Workers: Prosecution cases decided (Number) April,2009-January,2010
		(3)	(4)	(5)
1	ANDHRA PRADESH	0	0	0
2	ARUNACHAL PRADESH	0	0	0
3	ASSAM	0	0	0
4	BIHAR	1,608	0	0
5	CHHATISGARH	0	0	0
6	DELHI	0	0	0
7	GOA	0	0	0
8	GUJARAT	5,252	13	65
9	HARYANA	2,653	0	0
10	HIMACHAL PRADESH	0	0	0
11	JAMMU AND KASHMIR	0	0	0
12	JHARKHAND	0	0	0
13	KARNATAKA	0	0	0
14	KERALA	0	0	0
15	MADHYA PRADESH	0	0	0
16	MAHARASHTRA	0	0	0
17	MANIPUR	0	0	0
18	MEGHALAYA	0	0	0
19	MIZORAM	0	0	0
20	NAGALAND	0	0	0
21	ORISSA	1,500	2	0
22	PUDUCHERRY	0	0	0
23	PUNJAB	0	0	0
24	RAJASTHAN	0	0	0
25	SIKKIM	0	0	0
26	TAMIL NADU	0	0	0
27	TRIPURA	0	0	0
28	UTTARAKHAND	0	0	0
29	UTTAR PRADESH	0	0	0
30	WEST BENGAL	0	0	0
31	ANDAMAN AND NICOBAR ISLANDS	0	0	0
32	CHANDIGARH	0	0	0
33	DADRA AND NAGAR HAVELI	0	0	0
34	DAMAN AND DIU	0	0	0
35	LAKSHADWEEP	0	0	0
Grand Total		11,013	15	65

Food Security: Targeted Public Distribution System (APL+BPL+AAY)

Off take

% Achievement of Target
During April, 2009-January, 2010

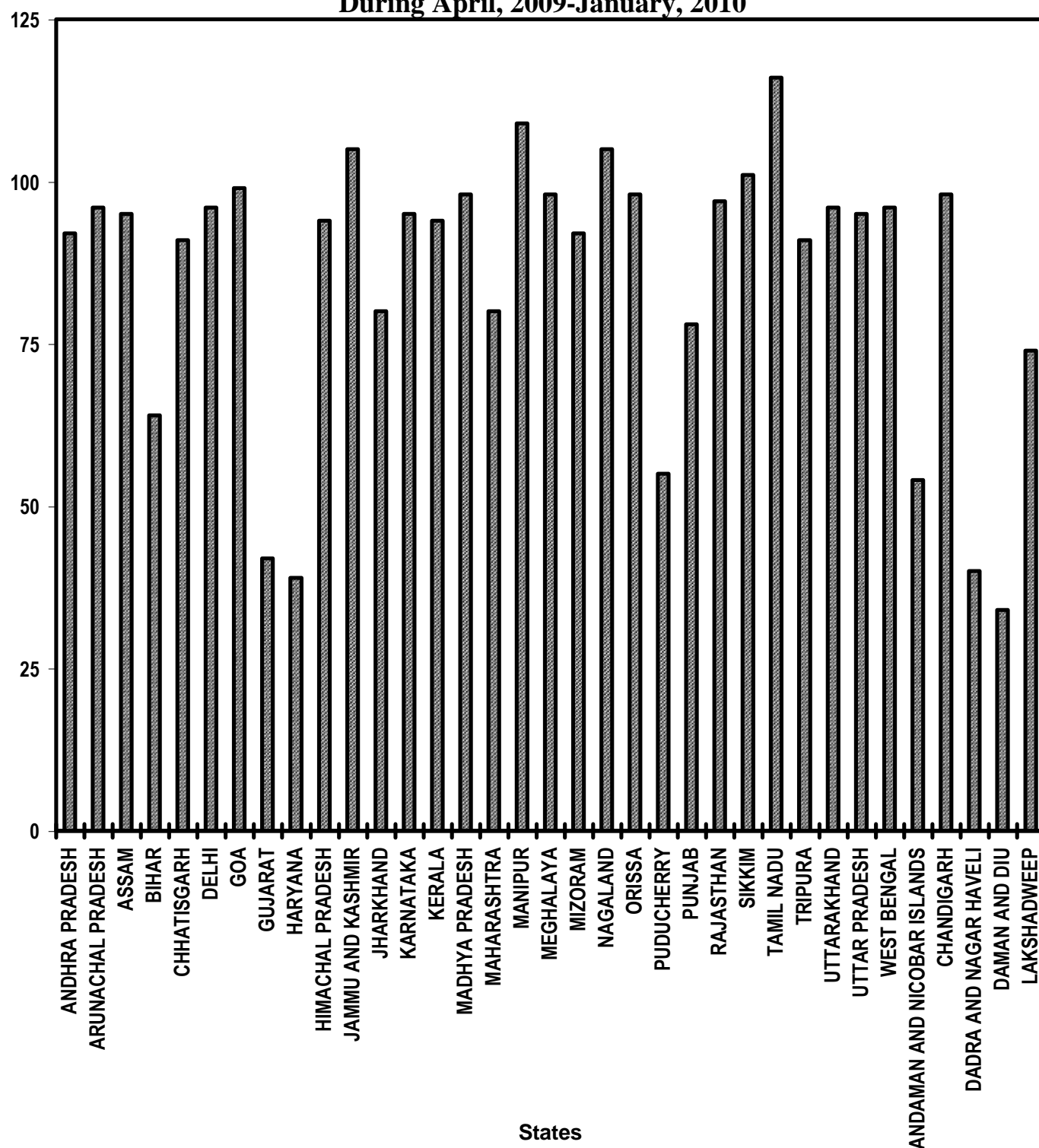


Table - 6(A)

Food security-Targeted Public Distribution system (APL+BPL+AAY)

Sl. No.	State/UT Name	Allocation of Food Grains (Tonnes) April,2009-January,2010	Off take (Tonnes) April,2009-January,2010	Percentage of offtake w.r.t. Allocation of Food Grains
(1)	(2)	(3)	(4)	(5)
1	ANDHRA PRADESH	32,24,322	29,51,939	92
2	ARUNACHAL PRADESH	84,630	81,640	96
3	ASSAM	12,25,020	11,66,866	95
4	BIHAR	28,73,729	18,41,333	64
5	CHHATISGARH	9,09,960	8,27,465	91
6	DELHI	4,93,790	4,72,234	96
7	GOA	39,340	38,848	99
8	GUJARAT	19,48,740	8,13,824	42
9	HARYANA	8,17,060	3,17,790	39
10	HIMACHAL PRADESH	4,10,840	3,87,388	94
11	JAMMU AND KASHMIR	6,30,670	6,59,879	105
12	JHARKHAND	10,85,350	8,68,891	80
13	KARNATAKA	18,22,286	17,33,159	95
14	KERALA	10,97,170	10,36,355	94
15	MADHYA PRADESH	25,05,086	24,47,902	98
16	MAHARASHTRA	37,60,957	30,08,544	80
17	MANIPUR	96,750	1,05,062	109
18	MEGHALAYA	1,22,730	1,20,856	98
19	MIZORAM	69,090	63,581	92
20	NAGALAND	1,08,400	1,13,573	105
21	ORISSA	17,63,210	17,34,933	98
22	PUDUCHERRY	44,460	24,618	55
23	PUNJAB	10,11,600	7,91,230	78
24	RAJASTHAN	15,95,866	15,55,228	97
25	SIKKIM	36,850	37,101	101
26	TAMIL NADU	31,47,360	36,65,085	116
27	TRIPURA	2,51,670	2,30,202	91
28	UTTARAKHAND	3,52,460	3,38,913	96
29	UTTAR PRADESH	58,03,586	54,97,566	95
30	WEST BENGAL	27,67,120	26,44,053	96
31	ANDAMAN AND NICOBAR ISLANDS	26,289	14,078	54
32	CHANDIGARH	21,466	21,030	98
33	DADRA AND NAGAR HAVELI	7,400	2,973	40
34	DAMAN AND DIU	3,600	1,231	34
35	LAKSHADWEEP	3,844	2,830	74
Grand Total		4,01,62,701	3,56,18,200	89

Very Good:(90% or above of targets)

ANDHRA PRADESH, ARUNACHAL PRADESH, ASSAM, CHHATISGARH, DELHI, GOA, HIMACHAL PRADESH, JAMMU AND KASHMIR, KARNATAKA, KERALA, MADHYA PRADESH, MANIPUR, MEGHALAYA, MIZORAM, NAGALAND, ORISSA, RAJASTHAN, SIKKIM, TAMIL NADU, TRIPURA, UTTARAKHAND, UTTAR PRADESH, WEST BENGAL, CHANDIGARH

Good:(Between 80% to 90% targets)

JHARKHAND, MAHARASHTRA

Poor:(Below 80% of targets)

BIHAR, GUJARAT, HARYANA, PUDUCHERRY, PUNJAB, ANDAMAN AND NICOBAR ISLANDS, DADRA AND NAGAR HAVELI, DAMAN AND DIU, LAKSHADWEEP

Food Security: Targeted Public Distribution System (Only Antyodaya Anna Yojana)

Off take

% Achievement of Target
During April, 2009-January, 2010

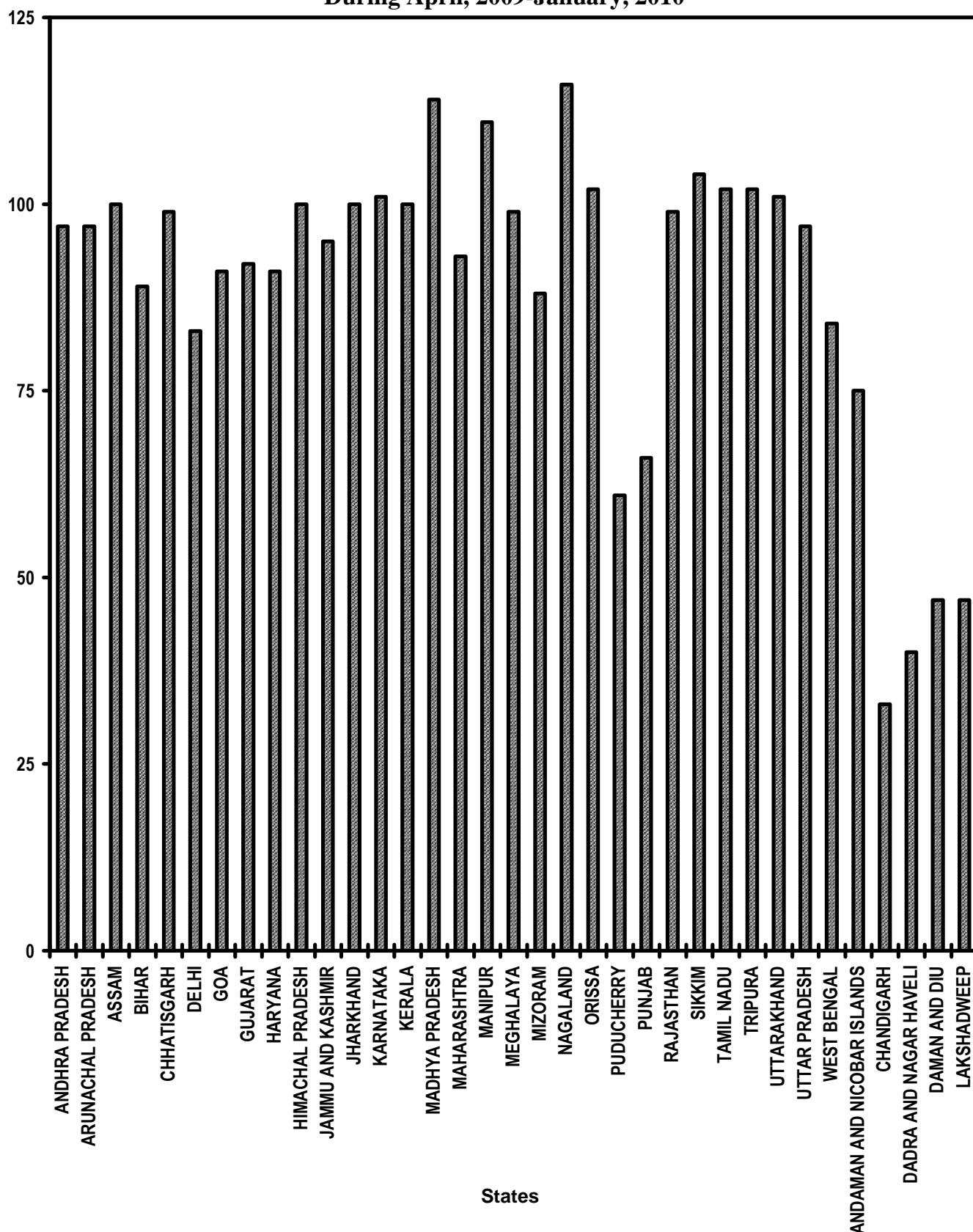


Table - 6(B)

Food security-Targeted Public Distribution system (only AAY)

Sl. No.	State/UT Name	Allocation of Food Grains (Tonnes) April,2009-January,2010	Off take (Tonnes) April,2009-January,2010	Percentage of offtake w.r.t. Allocation of Food Grains
(1)	(2)	(3)	(4)	(5)
1	ANDHRA PRADESH	5,45,240	5,26,590	97
2	ARUNACHAL PRADESH	13,310	12,896	97
3	ASSAM	2,46,410	2,45,730	100
4	BIHAR	8,49,990	7,58,403	89
5	CHHATISGARH	2,51,620	2,48,682	99
6	DELHI	52,570	43,489	83
7	GOA	5,090	4,654	91
8	GUJARAT	2,83,400	2,61,071	92
9	HARYANA	1,02,350	93,317	91
10	HIMACHAL PRADESH	68,950	69,214	100
11	JAMMU AND KASHMIR	89,490	85,355	95
12	JHARKHAND	3,21,280	3,21,955	100
13	KARNATAKA	4,19,910	4,22,299	101
14	KERALA	2,08,550	2,08,534	100
15	MADHYA PRADESH	5,53,550	6,31,202	114
16	MAHARASHTRA	8,62,400	8,04,396	93
17	MANIPUR	22,270	24,701	111
18	MEGHALAYA	24,570	24,442	99
19	MIZORAM	9,100	8,000	88
20	NAGALAND	16,640	19,308	116
21	ORISSA	4,42,600	4,51,964	102
22	PUDUCHERRY	11,290	6,924	61
23	PUNJAB	62,800	41,594	66
24	RAJASTHAN	3,26,240	3,23,379	99
25	SIKKIM	5,780	6,023	104
26	TAMIL NADU	6,52,620	6,64,682	102
27	TRIPURA	39,600	40,292	102
28	UTTARAKHAND	52,930	53,234	101
29	UTTAR PRADESH	14,32,900	13,87,562	97
30	WEST BENGAL	5,18,070	4,33,131	84
31	ANDAMAN AND NICOBAR ISLANDS	1,500	1,126	75
32	CHANDIGARH	520	174	33
33	DADRA AND NAGAR HAVELI	1,830	732	40
34	DAMAN AND DIU	530	249	47
35	LAKSHADWEEP	414	194	47
Grand Total		84,96,314	82,25,498	97

Very Good:(90% or above of targets)

ANDHRA PRADESH, ARUNACHAL PRADESH, ASSAM, CHHATISGARH, GOA, GUJARAT, HARYANA, HIMACHAL PRADESH, JAMMU AND KASHMIR, JHARKHAND, KARNATAKA, KERALA, MADHYA PRADESH, MAHARASHTRA, MANIPUR, MEGHALAYA, NAGALAND, ORISSA, RAJASTHAN, SIKKIM, TAMIL NADU, TRIPURA, UTTARAKHAND, UTTAR PRADESH

Good:(Between 80% to 90% targets)

BIHAR, DELHI, MIZORAM, WEST BENGAL

Poor:(Below 80% of targets)

PUDUCHERRY, PUNJAB, ANDAMAN AND NICOBAR ISLANDS, CHANDIGARH, DADRA AND NAGAR HAVELI, DAMAN AND DIU, LAKSHADWEEP

Food Security: Targeted Public Distribution System (Only APL)

Off take

% Achievement of Target
During April, 2009-January, 2010

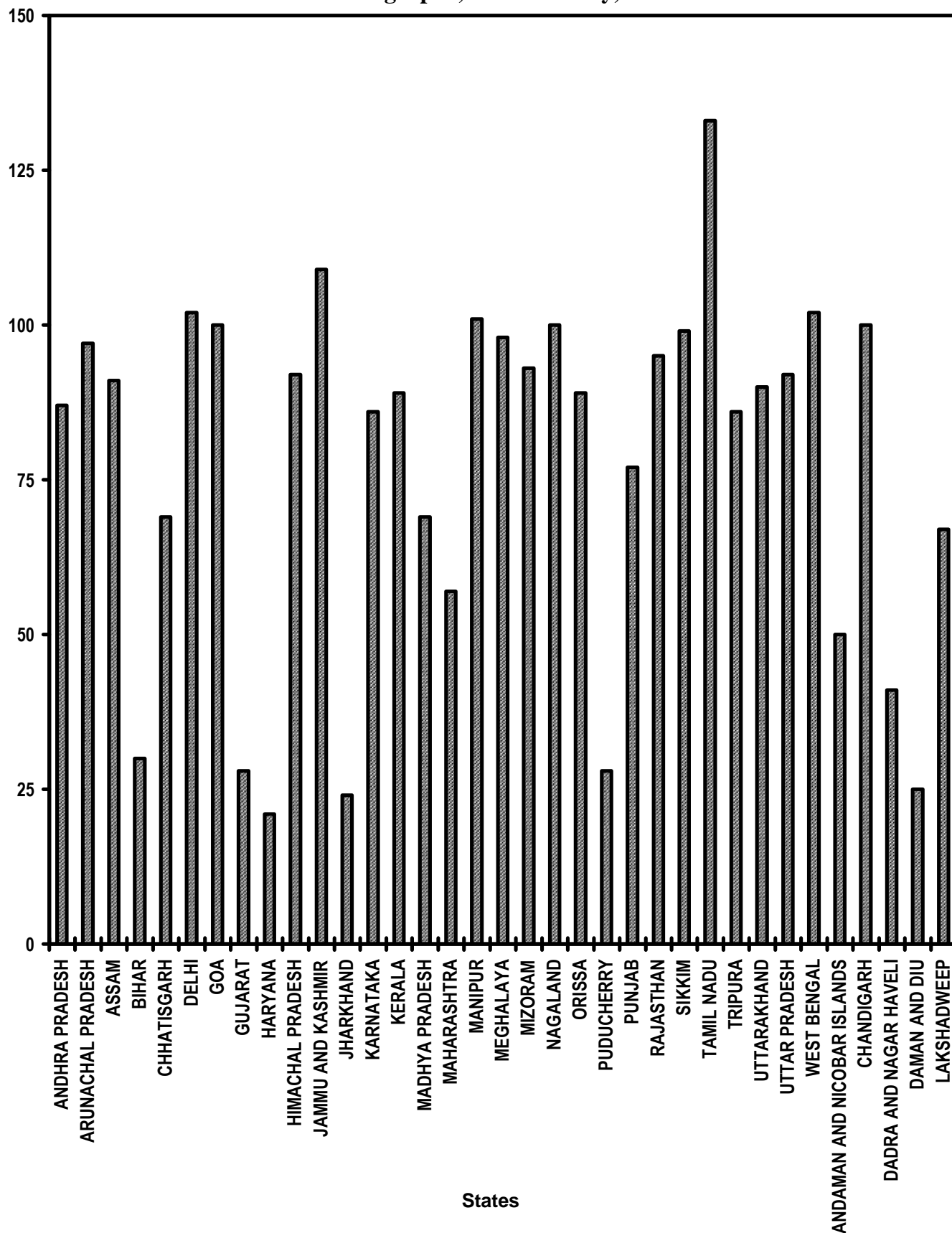


Table - 6(C)

Food Security - Targeted Public Distribution System (Only APL)

Sl. No.	State/UT Name	Allocation of Food Grains (Tonnes) April,2009-January,2010	Off take (Tonnes) April,2009-January,2010	Percentage of offtake w.r.t. Allocation of Food Grains
		(3)	(4)	(5)
1	ANDHRA PRADESH	18,02,342	15,67,596	87
2	ARUNACHAL PRADESH	50,050	48,358	97
3	ASSAM	5,82,590	5,27,796	91
4	BIHAR	5,90,569	1,76,709	30
5	CHHATISGARH	2,53,600	1,75,721	69
6	DELHI	3,50,640	3,58,895	102
7	GOA	29,700	29,643	100
8	GUJARAT	6,63,700	1,88,787	28
9	HARYANA	5,40,900	1,15,221	21
10	HIMACHAL PRADESH	2,30,940	2,12,828	92
11	JAMMU AND KASHMIR	3,73,100	4,05,646	109
12	JHARKHAND	2,47,440	59,647	24
13	KARNATAKA	7,27,056	6,27,278	86
14	KERALA	5,53,330	4,90,859	89
15	MADHYA PRADESH	10,61,356	7,32,058	69
16	MAHARASHTRA	14,74,037	8,40,602	57
17	MANIPUR	38,640	39,096	101
18	MEGHALAYA	58,680	57,477	98
19	MIZORAM	45,290	42,181	93
20	NAGALAND	65,000	65,166	100
21	ORISSA	3,49,300	3,10,694	89
22	PUDUCHERRY	15,200	4,181	28
23	PUNJAB	8,47,820	6,56,833	77
24	RAJASTHAN	7,45,016	7,07,135	95
25	SIKKIM	21,650	21,535	99
26	TAMIL NADU	14,45,380	19,18,482	133
27	TRIPURA	1,48,420	1,27,436	86
28	UTTARAKHAND	1,78,150	1,60,408	90
29	UTTAR PRADESH	20,65,936	18,98,829	92
30	WEST BENGAL	9,54,400	9,72,084	102
31	ANDAMAN AND NICOBAR ISLANDS	20,564	10,355	50
32	CHANDIGARH	18,000	18,037	100
33	DADRA AND NAGAR HAVELI	1,800	733	41
34	DAMAN AND DIU	2,200	547	25
35	LAKSHADWEEP	2,800	1,880	67
Grand Total		1,65,55,596	1,35,70,733	82

Very Good:(90% or above of targets)

ARUNACHAL PRADESH, ASSAM, DELHI, GOA, HIMACHAL PRADESH, JAMMU AND KASHMIR, MANIPUR, MEGHALAYA, MIZORAM, NAGALAND, RAJASTHAN, SIKKIM, TAMIL NADU, UTTARAKHAND, UTTAR PRADESH, WEST BENGAL, CHANDIGARH

Good:(Between 80% to 90% targets)

ANDHRA PRADESH, KARNATAKA, KERALA, ORISSA, TRIPURA

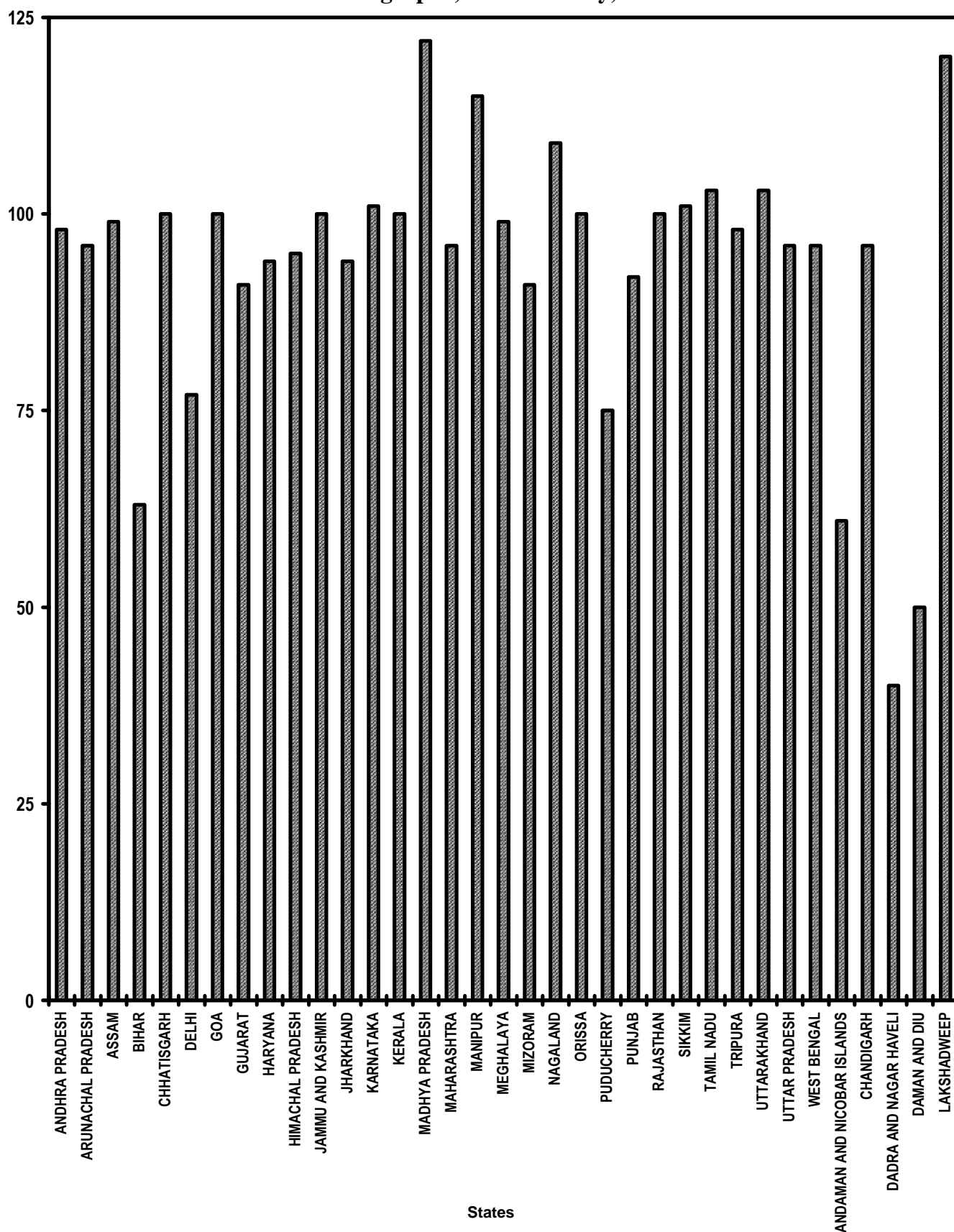
Poor:(Below 80% of targets)

BIHAR, CHHATISGARH, GUJARAT, HARYANA, JHARKHAND, MADHYA PRADESH, MAHARASHTRA, PUDUCHERRY, PUNJAB, ANDAMAN AND NICOBAR ISLANDS, DADRA AND NAGAR HAVELI, DAMAN AND DIU, LAKSHADWEEP

Food Security: Targeted Public Distribution System (Only BPL)

Off take

% Achievement of Target
During April, 2009-January, 2010



States

Table - 6(D)

Food Security - Targeted Public Distribution System (Only BPL)

Sl. No.	State/UT Name	Allocation of Food Grains (Tonnes) April,2009-January,2010	Off take (Tonnes) April,2009-January,2010	Percentage of offtake w.r.t. Allocation of Food Grains
(1)	(2)	(3)	(4)	(5)
1	ANDHRA PRADESH	8,76,740	8,57,753	98
2	ARUNACHAL PRADESH	21,270	20,386	96
3	ASSAM	3,96,020	3,93,340	99
4	BIHAR	14,33,170	9,06,221	63
5	CHHATISGARH	4,04,740	4,03,062	100
6	DELHI	90,580	69,850	77
7	GOA	4,550	4,551	100
8	GUJARAT	4,01,640	3,63,966	91
9	HARYANA	1,73,810	1,63,252	94
10	HIMACHAL PRADESH	1,10,950	1,05,346	95
11	JAMMU AND KASHMIR	1,68,080	1,68,878	100
12	JHARKHAND	5,16,630	4,87,289	94
13	KARNATAKA	6,75,320	6,83,582	101
14	KERALA	3,35,290	3,36,962	100
15	MADHYA PRADESH	8,90,180	10,84,642	122
16	MAHARASHTRA	14,24,520	13,63,546	96
17	MANIPUR	35,840	41,265	115
18	MEGHALAYA	39,480	38,937	99
19	MIZORAM	14,700	13,400	91
20	NAGALAND	26,760	29,099	109
21	ORISSA	9,71,310	9,72,275	100
22	PUDUCHERRY	17,970	13,513	75
23	PUNJAB	1,00,980	92,803	92
24	RAJASTHAN	5,24,610	5,24,714	100
25	SIKKIM	9,420	9,543	101
26	TAMIL NADU	10,49,360	10,81,921	103
27	TRIPURA	63,650	62,474	98
28	UTTARAKHAND	1,21,380	1,25,271	103
29	UTTAR PRADESH	23,04,750	22,11,175	96
30	WEST BENGAL	12,94,650	12,38,838	96
31	ANDAMAN AND NICOBAR ISLANDS	4,225	2,597	61
32	CHANDIGARH	2,946	2,819	96
33	DADRA AND NAGAR HAVELI	3,770	1,508	40
34	DAMAN AND DIU	870	435	50
35	LAKSHADWEEP	630	756	120
Grand Total		1,45,10,791	1,38,75,969	96

Very Good:(90% or above of targets)

ANDHRA PRADESH, ARUNACHAL PRADESH, ASSAM, CHHATISGARH, GOA, GUJARAT, HARYANA, HIMACHAL PRADESH, JAMMU AND KASHMIR, JHARKHAND, KARNATAKA, KERALA, MADHYA PRADESH, MAHARASHTRA, MANIPUR, MEGHALAYA, MIZORAM, NAGALAND, ORISSA, PUNJAB, RAJASTHAN, SIKKIM, TAMIL NADU, TRIPURA, UTTARAKHAND, UTTAR PRADESH, WEST BENGAL, CHANDIGARH,

Poor:(Below 80% of targets)

BIHAR, DELHI, PUDUCHERRY, ANDAMAN AND NICOBAR ISLANDS, DADRA AND NAGAR HAVELI, DAMAN AND DIU

Rural Housing - Indira Awaas Yojana

Houses constructed

% Achievement of Target

During April, 2009-January, 2010

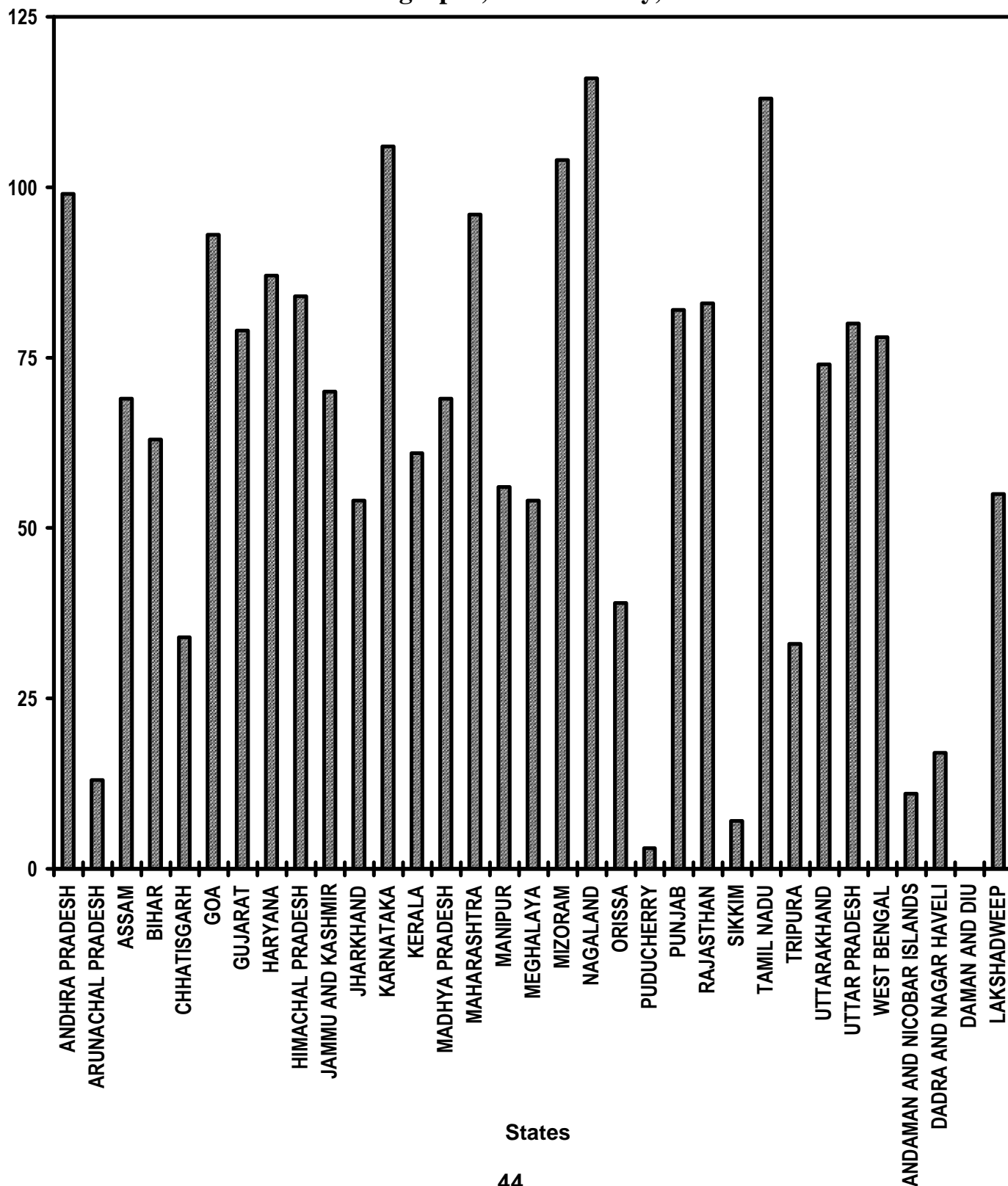


Table - 7

Rural Housing - Indira Awaas Yojana
Houses constructed
(Unit: Number)

Sl. No.	State/UT Name	Target		Achievement April,2009-January,2010	Percent Achievement April,2009-January,2010
		2009-2010	April,2009-January,2010		
(1)	(2)	(3)	(4)	(5)	(5)/(4)
1	ANDHRA PRADESH	3,71,982	2,60,388	2,58,290	99
2	ARUNACHAL PRADESH	10,873	7,610	990	13
3	ASSAM	2,40,446	1,68,313	1,15,798	69
4	BIHAR	10,98,001	7,68,600	4,87,162	63
5	CHHATISGARH	57,520	40,263	13,865	34
6	GOA	2,291	1,604	1,495	93
7	GUJARAT	1,82,429	1,27,699	1,01,178	79
8	HARYANA	25,611	17,927	15,604	87
9	HIMACHAL PRADESH	8,212	5,747	4,835	84
10	JAMMU AND KASHMIR	25,508	17,857	12,423	70
11	JHARKHAND	97,926	68,548	36,739	54
12	KARNATAKA	1,43,311	1,00,319	1,06,139	106
13	KERALA	79,695	55,787	34,124	61
14	MADHYA PRADESH	1,14,396	80,076	55,370	69
15	MAHARASHTRA	2,24,323	1,57,026	1,50,204	96
16	MANIPUR	9,439	6,609	3,690	56
17	MEGHALAYA	16,440	11,508	6,236	54
18	MIZORAM	3,504	2,454	2561 *	104
19	NAGALAND	10,878	7,616	8,854	116
20	ORISSA	2,15,715	1,51,001	59,287	39
21	PUDUCHERRY	1,370	959	29	3
22	PUNJAB	31,674	22,174	18,185	82
23	RAJASTHAN	91,670	64,169	53,232	83
24	SIKKIM	2,080	1,455	100	7
25	TAMIL NADU	1,48,928	1,04,251	1,17,769	113
26	TRIPURA	21,182	14,826	4,858	33
27	UTTARAKHAND	22,476	15,732	11,612	74
28	UTTAR PRADESH	4,93,156	3,45,209	2,77,158	80
29	WEST BENGAL	2,97,564	2,08,296	1,62,176	78
30	ANDAMAN AND NICOBAR ISLANDS	2,750	1,925	212	11
31	DADRA AND NAGAR HAVELI	458	321	55	17
32	DAMAN AND DIU	205	145	0	0
33	LAKSHADWEEP	229	160	88	55
Grand Total		40,52,242	28,36,574	21,20,318	75

Very Good:(90% or above of targets)

ANDHRA PRADESH, GOA, KARNATAKA, MAHARASHTRA, MIZORAM, NAGALAND, TAMIL NADU

Good:(Between 80% to 90% targets)

HARYANA, HIMACHAL PRADESH, PUNJAB, RAJASTHAN, UTTAR PRADESH

Poor:(Below 80% of targets)

ARUNACHAL PRADESH, ASSAM, BIHAR, CHHATISGARH, GUJARAT, JAMMU AND KASHMIR, JHARKHAND, KERALA, MADHYA PRADESH, MANIPUR, MEGHALAYA, ORISSA, PUDUCHERRY, SIKKIM, TRIPURA, UTTARAKHAND, WEST BENGAL, ANDAMAN AND NICOBAR ISLANDS, DADRA AND NAGAR HAVELI, DAMAN AND DIU, LAKSHADWEEP

* Ministry of Rural Development

EWS/LIG Houses in Urban Areas

Houses constructed

% Achievement of Target

During April, 2009-January, 2010

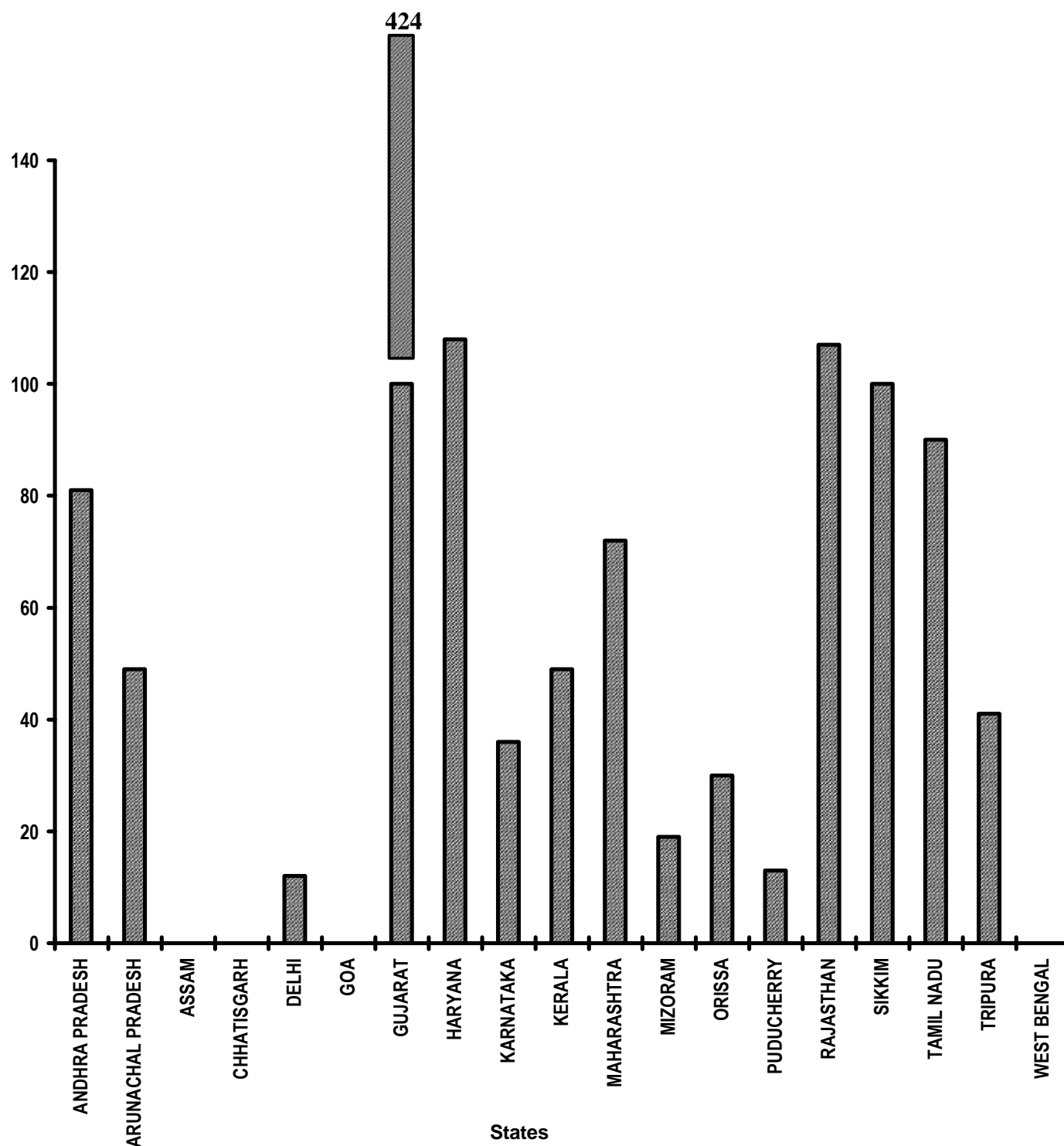


Table - 8

EWS/LIG Houses in Urban Areas
Houses constructed
(Unit: Number)

Sl. No.	State/UT Name	Target		Achievement April,2009- January,2010	Percent Achievement April,2009- January,2010
		2009-2010	April,2009- January,2010		
(1)	(2)	(3)	(4)	(5)	(5)/(4)
1	ANDHRA PRADESH	90,000	75,000	60,527	81
2	ARUNACHAL PRADESH	100	83	41	49
3	ASSAM	293	243	0	0
4	CHHATISGARH	10,000	8,333	0	0
5	DELHI	6,896	5,746	693	12
6	GOA	130	108	0	0
7	GUJARAT	10,000	8,333	35,302	424
8	HARYANA	701	583	631	108
9	KARNATAKA	10,000	8,330	3,035	36
10	KERALA	2,200	1,830	902	49
11	MAHARASHTRA	14,033	11,693	8,378	72
12	MIZORAM	1,512	1,260	240	19
13	ORISSA	208	173	52	30
14	PUDUCHERRY	233	190	24	13
15	RAJASTHAN	2,288	1,900	2,024	107
16	SIKKIM	25	20	20	100
17	TAMIL NADU	10,000	8,333	7,536	90
18	TRIPURA	456	380	156	41
19	WEST BENGAL	632	526	0	0
Grand Total		1,59,707	1,33,064	1,19,561	90

Very Good:(90% or above of targets)

GUJARAT, HARYANA, RAJASTHAN, SIKKIM, TAMIL NADU

Good:(Between 80% to 90% targets)

ANDHRA PRADESH

Poor:(Below 80% of targets)

ARUNACHAL PRADESH, ASSAM, CHHATISGARH, DELHI, GOA, KARNATAKA, KERALA, MAHARASHTRA, MIZORAM, ORISSA, PUDUCHERRY, TRIPURA, WEST BENGAL

Rural Areas - Accelerated Rural Water Supply Programme

Habitations covered (NC and PC)

**% Achievement of Target
During April, 2009-January, 2010**

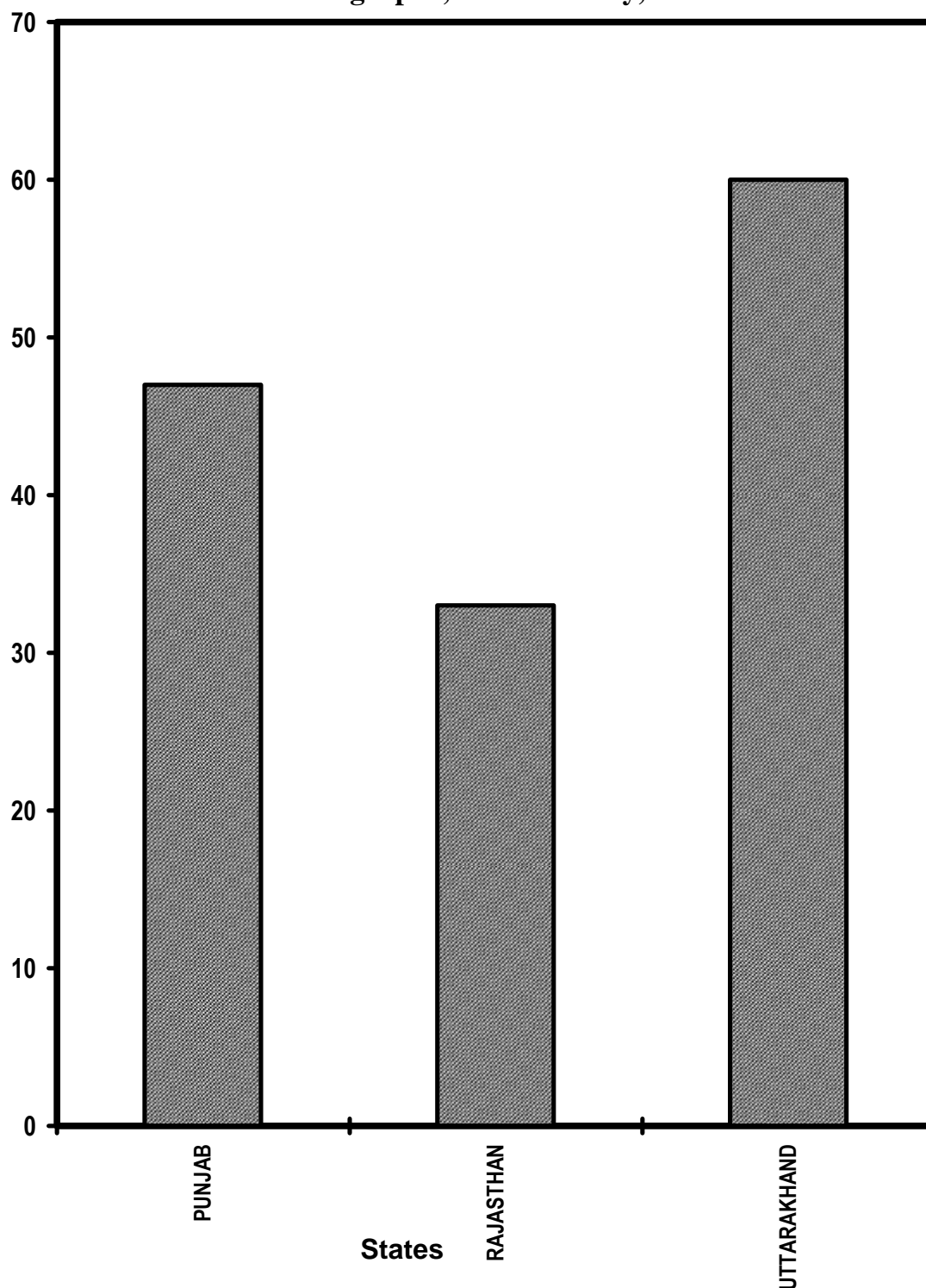


Table - 9(A)

Rural Areas - Accelerated Rural Water Supply Programme

Habitations covered (NC and PC)

(Unit: Number)

Sl. No.	State/UT Name	Target		Achievement	Percent
		2009-2010	April,2009- January,2010	April,2009- January,2010	April,2009- January,2010
(1)	(2)	(3)	(4)	(5)	(5)/(4)
1	PUNJAB	145	106	50	47
2	RAJASTHAN	406	297	98	33
3	UTTARAKHAND	35	25	15	60
<i>Grand Total</i>		586	428	163	38

Poor:(Below 80% of targets)

PUNJAB, RAJASTHAN, UTTARAKHAND

Rural Areas - Accelerated Rural Water Supply Programme

Slipped back habitations and habitations with water quality problems addressed-ARWSP

% Achievement of Target
During April, 2009-January, 2010

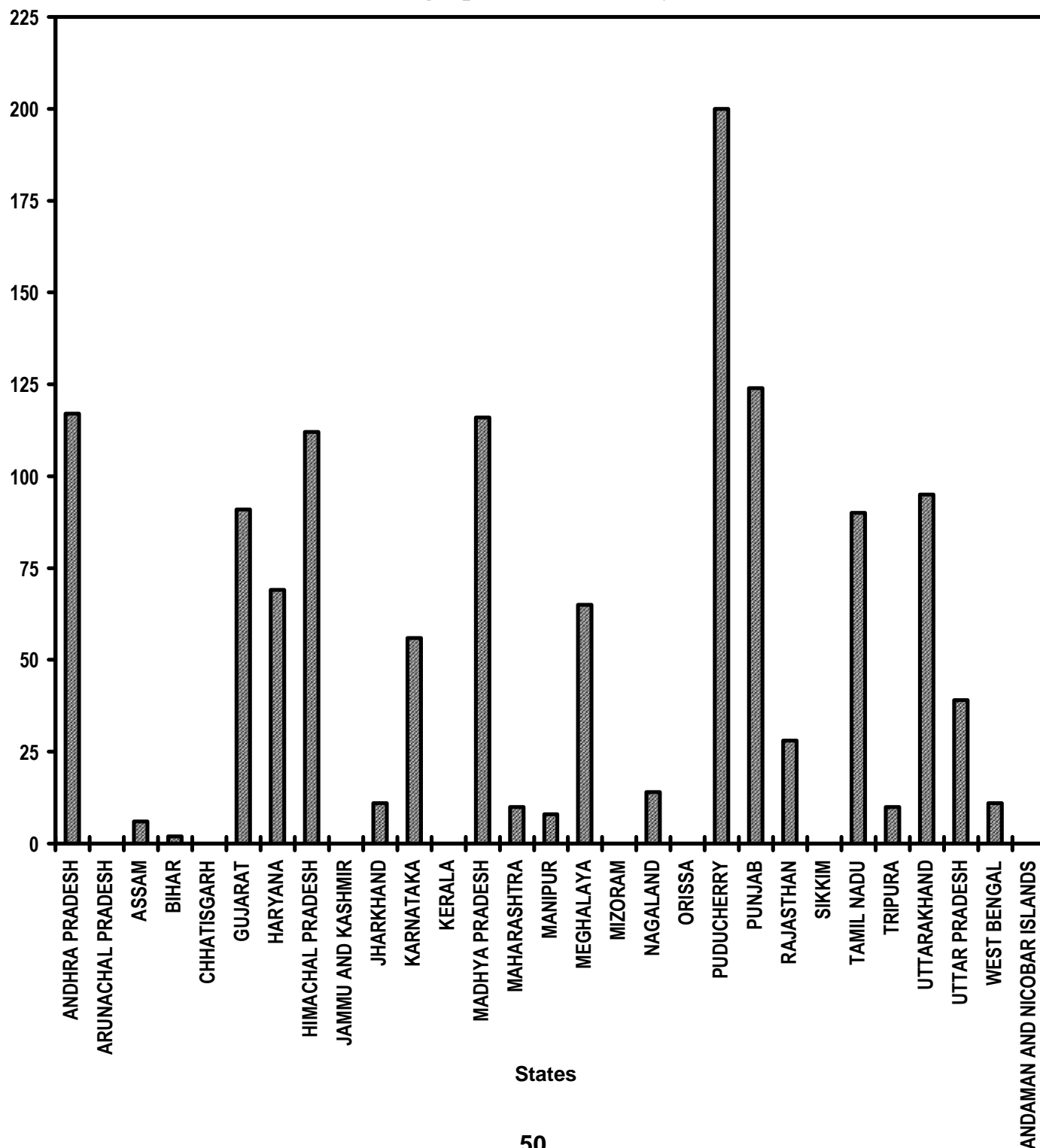


Table - 9(B)

Rural Areas - Accelerated Rural Water Supply Programme
Slipped back habitations and habitations with water quality problems addressed-ARWSP
(Unit: Number)

Sl. No.	State/UT Name	Target		Achievement April,2009- January,2010	Percent Achievement April,2009- January,2010
		2009-2010	April,2009- January,2010		
(1)	(2)	(3)	(4)	(5)	(5)/(4)
1	ANDHRA PRADESH	8,500	6,233	7,319	117
2	ARUNACHAL PRADESH	2,400	1,760	0	0
3	ASSAM	23,000	16,866	942	6
4	BIHAR	40,508	29,704	555	2
5	CHHATISGARH	3,551	2,604	0	0
6	GUJARAT	1,396	1,024	936	91
7	HARYANA	950	697	479	69
8	HIMACHAL PRADESH	5,000	3,666	4,089	112
9	JAMMU AND KASHMIR	4,700	3,446	0	0
10	JHARKHAND	1,552	1,138	123	11
11	KARNATAKA	13,000	9,533	5,304	56
12	KERALA	395	289	0	0
13	MADHYA PRADESH	4,500	3,300	3,829	116
14	MAHARASHTRA	8,605	6,310	651	10
15	MANIPUR	730	535	41	8
16	MEGHALAYA	500	366	238	65
17	MIZORAM	300	220	0	0
18	NAGALAND	200	146	20	14
19	ORISSA	3,452	2,531	0	0
20	PUDUCHERRY	4	2	4	200
21	PUNJAB	1,506	1,104	1,373	124
22	RAJASTHAN	10,523	7,717	2,167	28
23	SIKKIM	300	220	0	0
24	TAMIL NADU	7,000	5,133	4,622	90
25	TRIPURA	3,132	2,296	234	10
26	UTTARAKHAND	1,164	854	813	95
27	UTTAR PRADESH	2,000	1,466	567	39
28	WEST BENGAL	9,093	6,668	735	11
29	ANDAMAN AND NICOBAR ISLANDS	42	30	0	0
Grand Total		1,58,003	1,15,858	35,041	30

Very Good:(90% or above of targets)

ANDHRA PRADESH, GUJARAT, HIMACHAL PRADESH, MADHYA PRADESH, PUDUCHERRY, PUNJAB, TAMIL NADU, UTTARAKHAND

Poor:(Below 80% of targets)

ARUNACHAL PRADESH, ASSAM, BIHAR, CHHATISGARH, HARYANA, JAMMU AND KASHMIR, JHARKHAND, KARNATAKA, KERALA, MAHARASHTRA, MANIPUR, MEGHALAYA, MIZORAM, NAGALAND, ORISSA, RAJASTHAN, SIKKIM, TRIPURA, UTTAR PRADESH, WEST BENGAL, ANDAMAN AND NICOBAR ISLANDS

Table - 10

**Sanitation Programme in Rural Areas
(Unit: Number)**

		Individual Household latrines constructed (Number) April,2009- January,2010
Sl. No.	State/UT Name	
(1)	(2)	(3)
1	ANDHRA PRADESH	4,80,835
2	ARUNACHAL PRADESH	9,515
3	ASSAM	3,12,235
4	BIHAR	5,37,407
5	CHHATISGARH	3,34,023
6	DELHI	0
7	GOA	0
8	GUJARAT	5,03,440
9	HARYANA	1,80,919
10	HIMACHAL PRADESH	2,12,345
11	JAMMU AND KASHMIR	14,105
12	JHARKHAND	2,55,016
13	KARNATAKA	4,85,211
14	KERALA	57,624
15	MADHYA PRADESH	9,52,921
16	MAHARASHTRA	7,85,266
17	MANIPUR	11,416
18	MEGHALAYA	22,324
19	MIZORAM	7,201
20	NAGALAND	17,853
21	ORISSA	4,26,294
22	PUDUCHERRY	208
23	PUNJAB	62,921
24	RAJASTHAN	4,94,546
25	SIKKIM	0
26	TAMIL NADU	4,92,003
27	TRIPURA	15,848
28	UTTARAKHAND	80,320
29	UTTAR PRADESH	15,14,194
30	WEST BENGAL	3,29,449
31	ANDAMAN AND NICOBAR ISLANDS	0
32	CHANDIGARH	0
33	DADRA AND NAGAR HAVELI	0
34	DAMAN AND DIU	0
35	LAKSHADWEEP	0
Grand Total		85,95,439

Table - 11

Institutional Delivery
(Unit: Number)

		Delivery in institutions (Number) April,2009- January,2010
Sl. No.	State/UT Name	
(1)	(2)	(3)
1	ANDHRA PRADESH	11,48,493
2	ARUNACHAL PRADESH	3,243
3	ASSAM	2,79,791
4	BIHAR	2,78,364
5	CHHATISGARH	1,62,211
6	DELHI	1,50,837
7	GOA	16,696
8	GUJARAT	7,42,992
9	HARYANA	14,71,709
10	HIMACHAL PRADESH	45,088
11	JAMMU AND KASHMIR	1,21,097
12	JHARKHAND	2,07,938
13	KARNATAKA	7,43,560
14	KERALA	3,76,327
15	MADHYA PRADESH	11,67,108
16	MAHARASHTRA	9,74,296
17	MANIPUR	20,347
18	MEGHALAYA	22,195
19	MIZORAM	0
20	NAGALAND	1,521
21	ORISSA	4,27,970
22	PUDUCHERRY	40,792
23	PUNJAB	2,10,325
24	RAJASTHAN	9,79,504
25	SIKKIM	5,821
26	TAMIL NADU	9,11,011
27	TRIPURA	29,908
28	UTTARAKHAND	75,418
29	UTTAR PRADESH	19,94,564
30	WEST BENGAL	0
31	ANDAMAN AND NICOBAR ISLANDS	3,948
32	CHANDIGARH	16,136
33	DADRA AND NAGAR HAVELI	2,575
34	DAMAN AND DIU	1,797
35	LAKSHADWEEP	492
Grand Total		1,26,34,074

SC Families Assisted

% Achievement of Target

During April, 2009-January, 2010

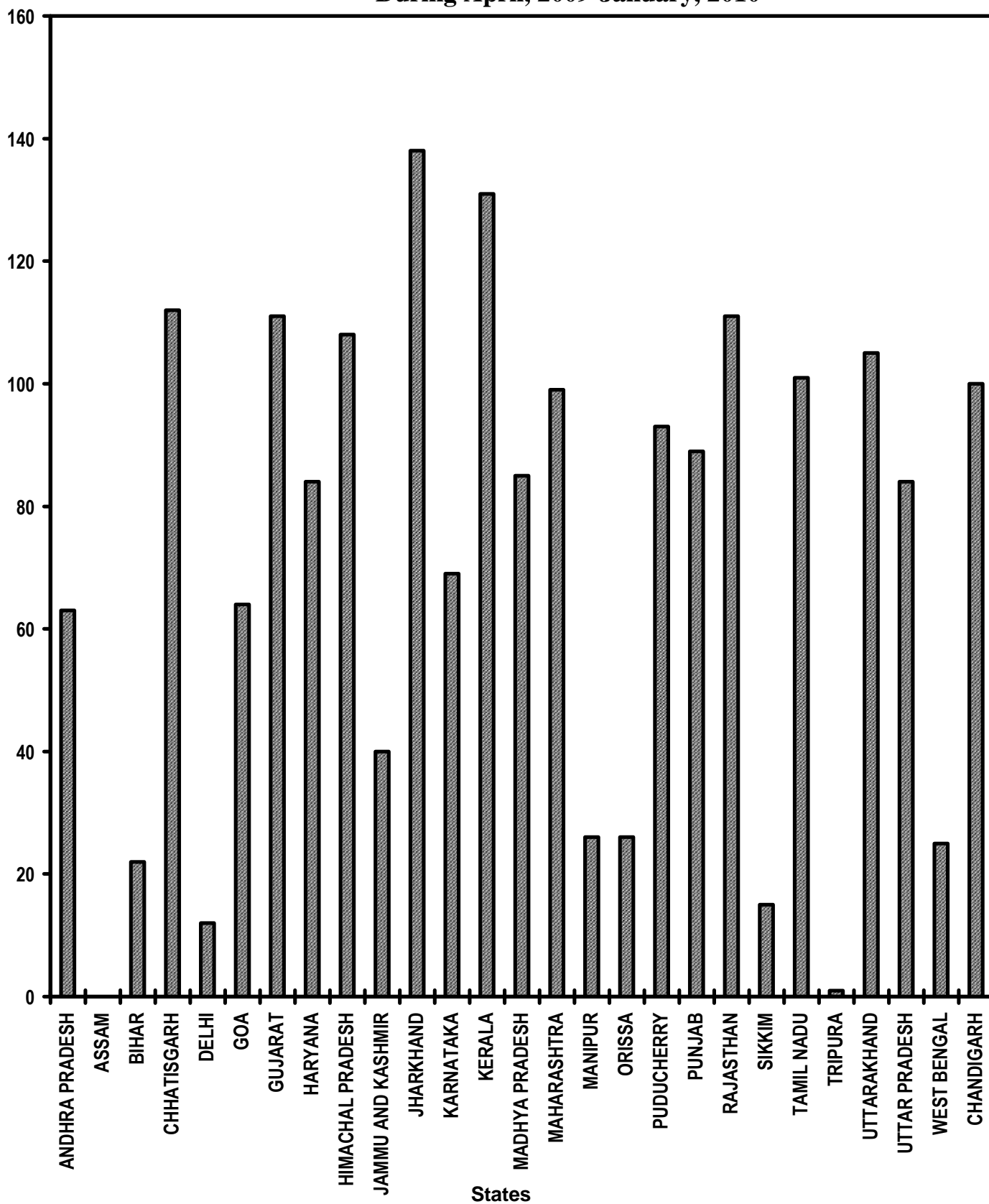


Table - 12

SC Families Assisted
(Unit: Number)

Sl. No.	State/UT Name	Target		Achievement April,2009-January,2010	Percent Achievement April,2009-January,2010
		2009-2010	April,2009-January,2010		
(1)	(2)	(3)	(4)	(5)	(5)/(4)
1	ANDHRA PRADESH	4,50,000	3,75,000	2,34,872	63
2	ASSAM	44,000	36,660	0	0
3	BIHAR	2,55,000	2,12,500	47,737	22
4	CHHATISGARH	3,75,000	3,12,500	3,49,228	112
5	DELHI	5,000	4,160	491	12
6	GOA	550	450	287	64
7	GUJARAT	1,40,000	1,16,660	1,28,939	111
8	HARYANA	88,500	73,750	62,269	84
9	HIMACHAL PRADESH	58,000	48,333	52,430	108
10	JAMMU AND KASHMIR	1,100	910	362	40
11	JHARKHAND	5,50,000	4,58,330	6,30,617	138
12	KARNATAKA	5,00,000	4,16,660	2,87,800	69
13	KERALA	33,000	27,500	35,996	131
14	MADHYA PRADESH	2,43,000	2,02,500	1,71,840	85
15	MAHARASHTRA	1,54,000	1,28,330	1,27,629	99
16	MANIPUR	550	450	119	26
17	ORISSA	72,600	60,500	15,775	26
18	PUDUCHERRY	5,000	4,160	3,867	93
19	PUNJAB	88,000	73,330	65,525	89
20	RAJASTHAN	4,12,000	3,43,330	3,81,043	111
21	SIKKIM	2,200	1,830	280	15
22	TAMIL NADU	9,00,000	7,50,000	7,59,021	101
23	TRIPURA	22,000	18,330	134	1
24	UTTARAKHAND	7,000	5,830	6,122	105
25	UTTAR PRADESH	2,57,000	2,14,160	1,79,143	84
26	WEST BENGAL	1,10,000	91,660	22,643	25
27	CHANDIGARH	700	580	580	100
Grand Total		47,74,200	39,78,403	35,64,749	90

Very Good:(90% or above of targets)

CHHATISGARH, GUJARAT, HIMACHAL PRADESH, JHARKHAND, KERALA, MAHARASHTRA, PUDUCHERRY, RAJASTHAN, TAMIL NADU, UTTARAKHAND, CHANDIGARH

Good:(Between 80% to 90% targets)

HARYANA, MADHYA PRADESH, PUNJAB, UTTAR PRADESH

Poor:(Below 80% of targets)

ANDHRA PRADESH, ASSAM, BIHAR, DELHI, GOA, JAMMU AND KASHMIR, KARNATAKA, MANIPUR, ORISSA, SIKKIM, TRIPURA, WEST BENGAL

* Targets have not been received from the Ministry of Social Justice & Empowerment for the last two years i.e. for 2008-09 & 2009-10 so the target for the year 2007-08 has been repeated.

Universalization of ICDS Scheme

ICDS Blocks Operational (Cumulative)

% Achievement of Target
During April, 2009-January, 2010

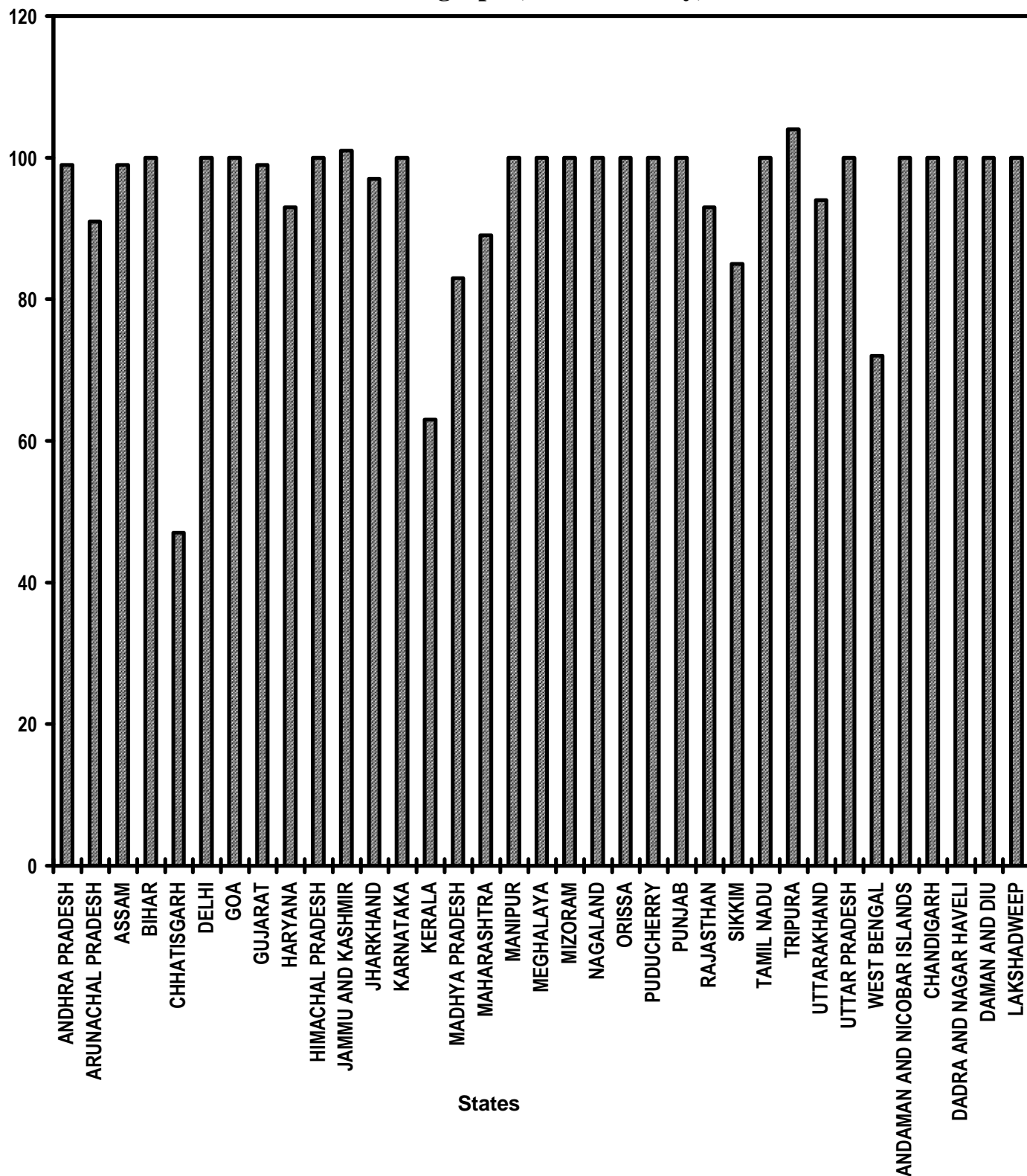


Table - 13

Universalization of ICDS Scheme
ICDS Blocks Operational (Cumulative)
(Unit: Number)

Sl. No.	State/UT Name	Target		Achievement April,2009- January,2010	Percent Achievement April,2009- January,2010
		2009-2010	April,2009- January,2010		
(1)	(2)	(3)	(4)	(5)	(5)/(4)
1	ANDHRA PRADESH	387	387	385	99
2	ARUNACHAL PRADESH	93	93	85	91
3	ASSAM	228	225	223	99
4	BIHAR	545	545	544	100
5	CHHATISGARH	343	343	162	47
6	DELHI	55	55	55	100
7	GOA	11	11	11	100
8	GUJARAT	336	336	331	99
9	HARYANA	148	148	137	93
10	HIMACHAL PRADESH	76	76	76	100
11	JAMMU AND KASHMIR	140	140	141	101
12	JHARKHAND	204	204	198	97
13	KARNATAKA	185	185	185	100
14	KERALA	258	258	163	63
15	MADHYA PRADESH	453	453	375	83
16	MAHARASHTRA	553	553	492	89
17	MANIPUR	42	42	42	100
18	MEGHALAYA	41	41	41	100
19	MIZORAM	27	27	27	100
20	NAGALAND	59	59	59	100
21	ORISSA	326	326	326	100
22	PUDUCHERRY	5	5	5	100
23	PUNJAB	154	154	154	100
24	RAJASTHAN	304	304	284	93
25	SIKKIM	13	13	11	85
26	TAMIL NADU	434	434	434	100
27	TRIPURA	54	54	56	104
28	UTTARAKHAND	105	105	99	94
29	UTTAR PRADESH	897	897	898	100
30	WEST BENGAL	576	576	414	72
31	ANDAMAN AND NICOBAR ISLANDS	5	5	5	100
32	CHANDIGARH	3	3	3	100
33	DADRA AND NAGAR HAVELI	2	2	2	100
34	DAMAN AND DIU	2	2	2	100
35	LAKSHADWEEP	9	9	9	100
Grand Total		7,073	7,070	6,434	91

Very Good:(90% or above of targets)

ANDHRA PRADESH, ARUNACHAL PRADESH, ASSAM, BIHAR, DELHI, GOA, GUJARAT, HARYANA, HIMACHAL PRADESH, JAMMU AND KASHMIR, JHARKHAND, KARNATAKA, MANIPUR, MEGHALAYA, MIZORAM, NAGALAND, ORISSA, PUDUCHERRY, PUNJAB, RAJASTHAN, TAMIL NADU, TRIPURA, UTTARAKHAND, UTTAR PRADESH, ANDAMAN AND NICOBAR ISLANDS, CHANDIGARH, DADRA AND NAGAR HAVELI, DAMAN AND DIU, LAKSHADWEEP

Good:(Between 80% to 90% targets)

MADHYA PRADESH, MAHARASHTRA, SIKKIM

Poor:(Below 80% of targets)

CHHATISGARH, KERALA, WEST BENGAL

Functional Anganwadis

(Cumulative)

% Achievement of Target

During April, 2009-January, 2010

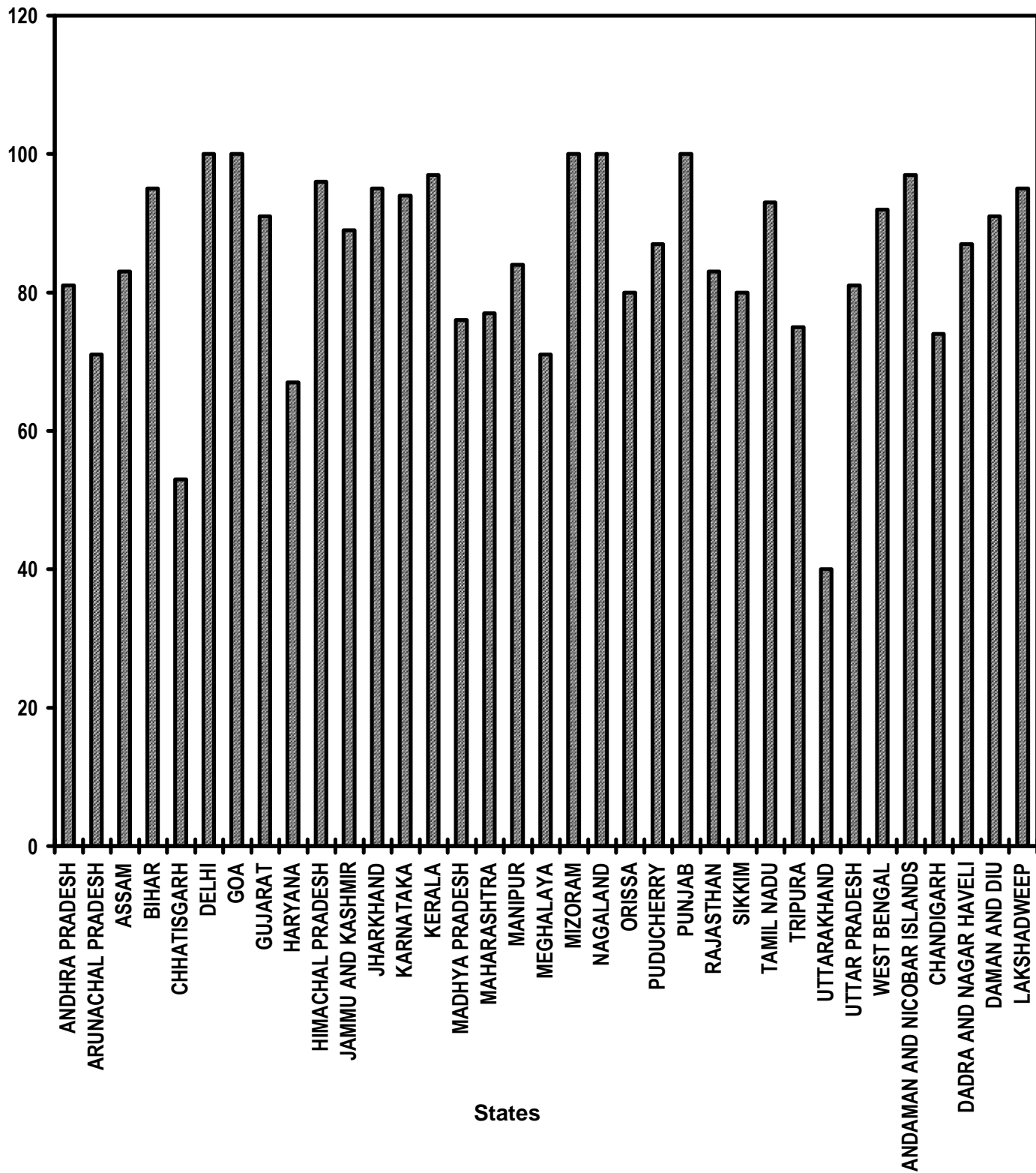


Table - 14

Functional Anganwadis
Anganwadis Functional (Cumulative)
(Unit: Number)

Sl. No.	State/UT Name	Target		Achievement April,2009-January,2010	Percent Achievement April,2009-January,2010
		2009-2010	April,2009-January,2010		
(1)	(2)	(3)	(4)	(5)	(5)/(4)
1	ANDHRA PRADESH	91,307	91,307	73,944	81
2	ARUNACHAL PRADESH	6,028	6,028	4,277	71
3	ASSAM	59,695	44,619	37,082	83
4	BIHAR	91,968	84,714	80,211	95
5	CHHATISGARH	64,390	64,390	34,142	53
6	DELHI	6,606	6,606	6,606	100
7	GOA	1,212	1,212	1,209	100
8	GUJARAT	48,617	48,617	44,079	91
9	HARYANA	25,699	25,699	17,192	67
10	HIMACHAL PRADESH	18,925	18,925	18,248	96
11	JAMMU AND KASHMIR	28,577	26,514	23,725	89
12	JHARKHAND	38,186	38,186	36,210	95
13	KARNATAKA	63,377	63,377	59,529	94
14	KERALA	33,115	33,115	32,230	97
15	MADHYA PRADESH	90,999	90,999	69,454	76
16	MAHARASHTRA	1,10,486	1,10,486	85,077	77
17	MANIPUR	11,510	11,510	9,654	84
18	MEGHALAYA	5,115	5,115	3,655	71
19	MIZORAM	1,980	1,980	1,980	100
20	NAGALAND	3,455	3,455	3,455	100
21	ORISSA	71,134	71,134	57,245	80
22	PUDUCHERRY	788	788	688	87
23	PUNJAB	26,656	26,656	26,656	100
24	RAJASTHAN	61,119	61,119	50,915	83
25	SIKKIM	1,233	1,233	986	80
26	TAMIL NADU	54,439	54,439	50,433	93
27	TRIPURA	9,878	9,878	7,379	75
28	UTTARAKHAND	23,159	23,159	9,172	40
29	UTTAR PRADESH	1,87,517	1,87,517	1,51,223	81
30	WEST BENGAL	1,17,170	1,17,170	1,07,225	92
31	ANDAMAN AND NICOBAR ISLANDS	720	720	696	97
32	CHANDIGARH	500	500	370	74
33	DADRA AND NAGAR HAVELI	253	253	219	87
34	DAMAN AND DIU	107	107	97	91
35	LAKSHADWEEP	107	107	102	95
Grand Total		13,56,027	13,31,634	11,05,365	83

Very Good:(90% or above of targets)

BIHAR, DELHI, GOA, GUJARAT, HIMACHAL PRADESH, JHARKHAND, KARNATAKA, KERALA, MIZORAM, NAGALAND, PUNJAB, TAMIL NADU, WEST BENGAL, ANDAMAN AND NICOBAR ISLANDS, DAMAN AND DIU, LAKSHADWEEP

Good:(Between 80% to 90% targets)

ANDHRA PRADESH, ASSAM, JAMMU AND KASHMIR, MANIPUR, ORISSA, PUDUCHERRY, RAJASTHAN, SIKKIM, UTTAR PRADESH, DADRA AND NAGAR HAVELI

Poor:(Below 80% of targets)

ARUNACHAL PRADESH, CHHATISGARH, HARYANA, MADHYA PRADESH, MAHARASHTRA, MEGHALAYA, TRIPURA, UTTARAKHAND, CHANDIGARH

No. of Urban poor families assisted under Seven Point Charter

Poor Families Assisted
% Achievement of Target
During April, 2009-January, 2010

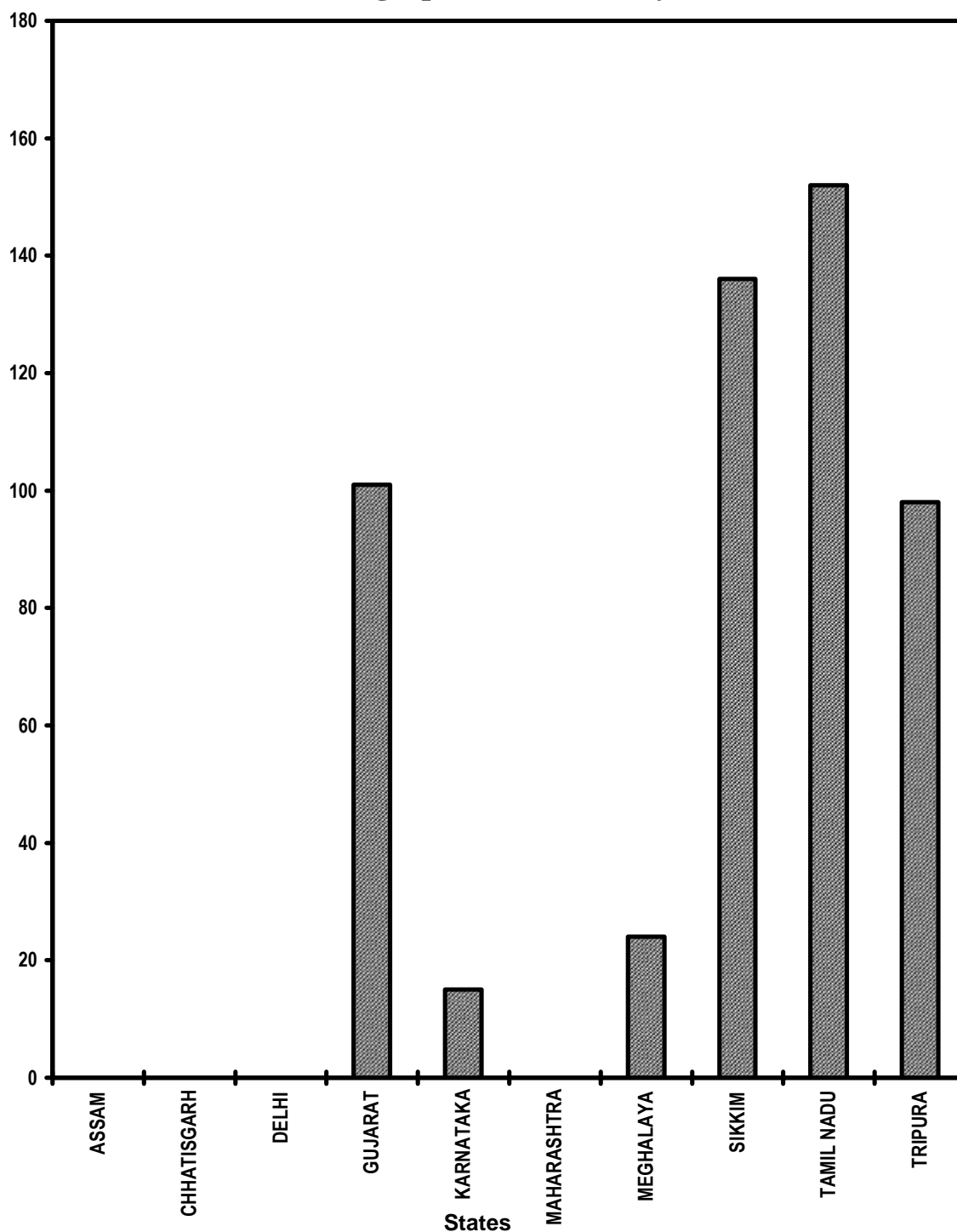


Table - 15

No. of Urban poor families assisted under Seven Point Charter
Poor Families Assisted
(Unit: Number)

Sl. No.	State/UT Name	Target		Achievement April,2009- January,2010	Percent Achievement April,2009- January,2010
		2009-2010	April,2009- January,2010		
(1)	(2)	(3)	(4)	(5)	(5)/(4)
1	ASSAM	250	200	0	0
2	CHHATISGARH	25,000	20,833	0	0
3	DELHI	2,000	1,665	4	0
4	GUJARAT	1,00,000	83,333	84,170	101
5	KARNATAKA	31,594	26,330	4,011	15
6	MAHARASHTRA	50,037	41,697	0	0
7	MEGHALAYA	1,250	1,041	254	24
8	SIKKIM	1,200	1,000	1,364	136
9	TAMIL NADU	20,000	16,660	25,311	152
10	TRIPURA	2,380	1,983	1,938	98
<i>Grand Total</i>		2,33,711	1,94,742	1,17,052	60

Very Good:(90% or above of targets)

GUJARAT, SIKKIM, TAMIL NADU, TRIPURA

Poor:(Below 80% of targets)

ASSAM, CHHATISGARH, DELHI, KARNATAKA, MAHARASHTRA, MEGHALAYA

Afforestation (Public and Forest Lands)

Area Covered under Plantation

% Achievement of Target

During April, 2009-January, 2010

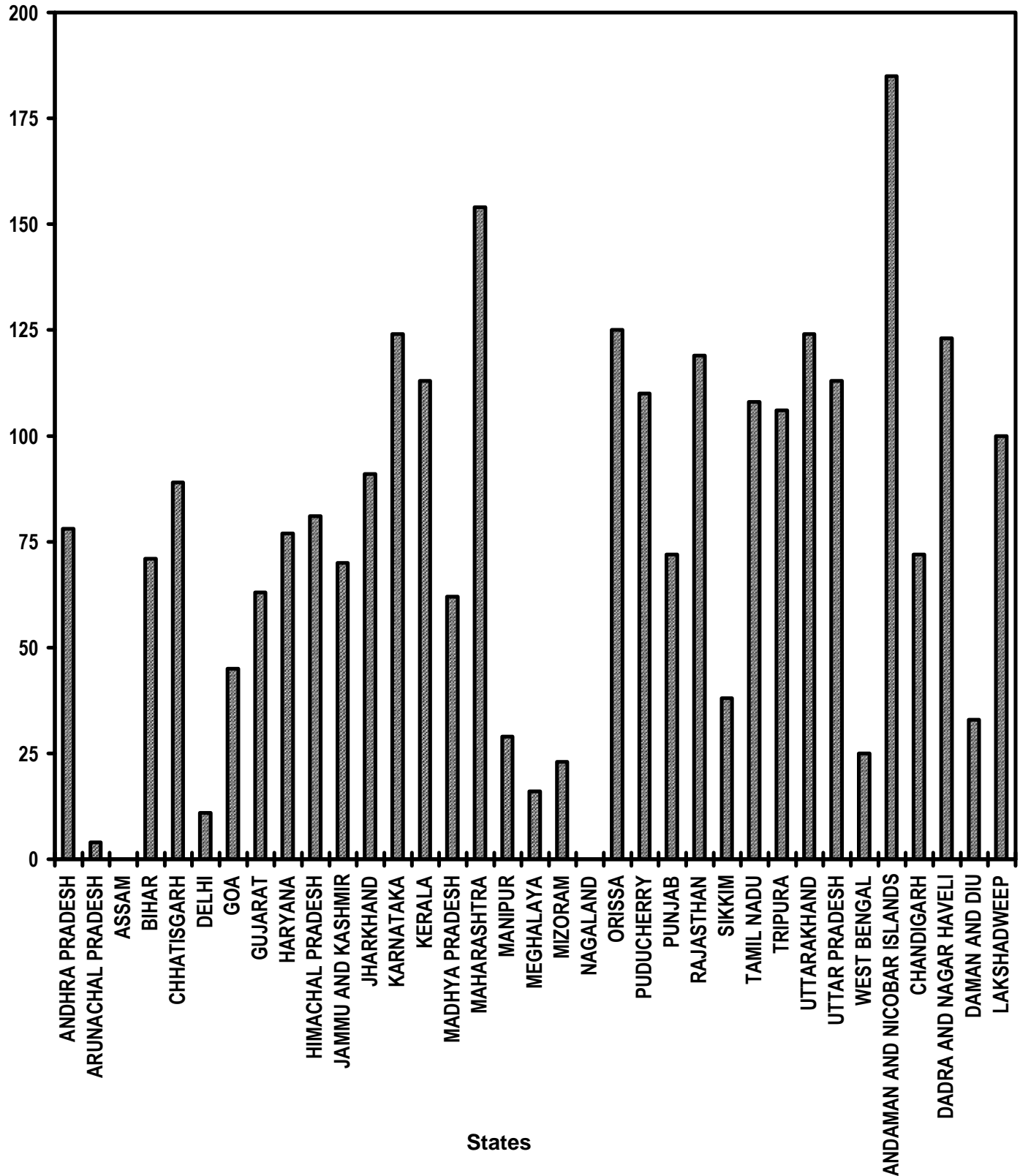


Table - 16(A)

Afforestation (Public and Forest Lands)
Area Covered under Plantation
(Unit: Hectares)

Sl. No.	State/UT Name	Target		Achievement April,2009- January,2010	Percent Achievement April,2009- January,2010
		2009-2010	April,2009- January,2010		
(1)	(2)	(3)	(4)	(5)	(5)/(4)
1	ANDHRA PRADESH	3,00,000	2,50,000	1,95,330	78
2	ARUNACHAL PRADESH	10,000	8,330	321	4
3	ASSAM	18,000	15,000	0	0
4	BIHAR	30,000	25,000	17,754	71
5	CHHATISGARH	75,000	62,500	55,512	89
6	DELHI	900	750	85	11
7	GOA	1,000	830	371	45
8	GUJARAT	2,00,000	1,66,666	1,04,384	63
9	HARYANA	30,000	25,000	19,348	77
10	HIMACHAL PRADESH	22,000	18,333	14,886	81
11	JAMMU AND KASHMIR	30,000	25,000	17,607	70
12	JHARKHAND	35,000	29,166	26,512	91
13	KARNATAKA	80,000	66,666	82,960	124
14	KERALA	10,000	8,333	9,399	113
15	MADHYA PRADESH	2,60,000	2,16,666	1,35,141	62
16	MAHARASHTRA	1,50,000	1,25,000	1,92,466	154
17	MANIPUR	10,000	8,333	2,428	29
18	MEGHALAYA	6,500	5,416	851	16
19	MIZORAM	10,000	8,333	1,883	23
20	NAGALAND	10,000	8,333	0	0
21	ORISSA	1,20,000	1,00,000	1,24,524	125
22	PUDUCHERRY	50	41	45	110
23	PUNJAB	18,000	15,000	10,779	72
24	RAJASTHAN	1,00,000	83,333	99,168	119
25	SIKKIM	25,000	20,833	8,007	38
26	TAMIL NADU	60,000	50,000	53,974	108
27	TRIPURA	15,000	12,500	13,228	106
28	UTTARAKHAND	25,000	20,833	25,852	124
29	UTTAR PRADESH	1,00,000	83,333	94,123	113
30	WEST BENGAL	60,000	50,000	12,431	25
31	ANDAMAN AND NICOBAR ISLANDS	1,000	833	1,543	185
32	CHANDIGARH	300	250	180	72
33	DADRA AND NAGAR HAVELI	200	166	205	123
34	DAMAN AND DIU	30	24	8	33
35	LAKSHADWEEP	20	16	16	100
Grand Total		18,13,000	15,10,817	13,21,321	87

Very Good:(90% or above of targets)

JHARKHAND, KARNATAKA, KERALA, MAHARASHTRA, ORISSA, PUDUCHERRY, RAJASTHAN, TAMIL NADU, TRIPURA, UTTARAKHAND, UTTAR PRADESH, ANDAMAN AND NICOBAR ISLANDS, DADRA AND NAGAR HAVELI, LAKSHADWEEP

Good:(Between 80% to 90% targets)

CHHATISGARH, HIMACHAL PRADESH

Poor:(Below 80% of targets)

ANDHRA PRADESH, ARUNACHAL PRADESH, ASSAM, BIHAR, DELHI, GOA, GUJARAT, HARYANA, JAMMU AND KASHMIR, MADHYA PRADESH, MANIPUR, MEGHALAYA, MIZORAM, NAGALAND, PUNJAB, SIKKIM, WEST BENGAL, CHANDIGARH, DAMAN AND DIU

Afforestation (Public and Forest Lands)

Seedlings planted

% Achievement of Target
During April, 2009-January, 2010

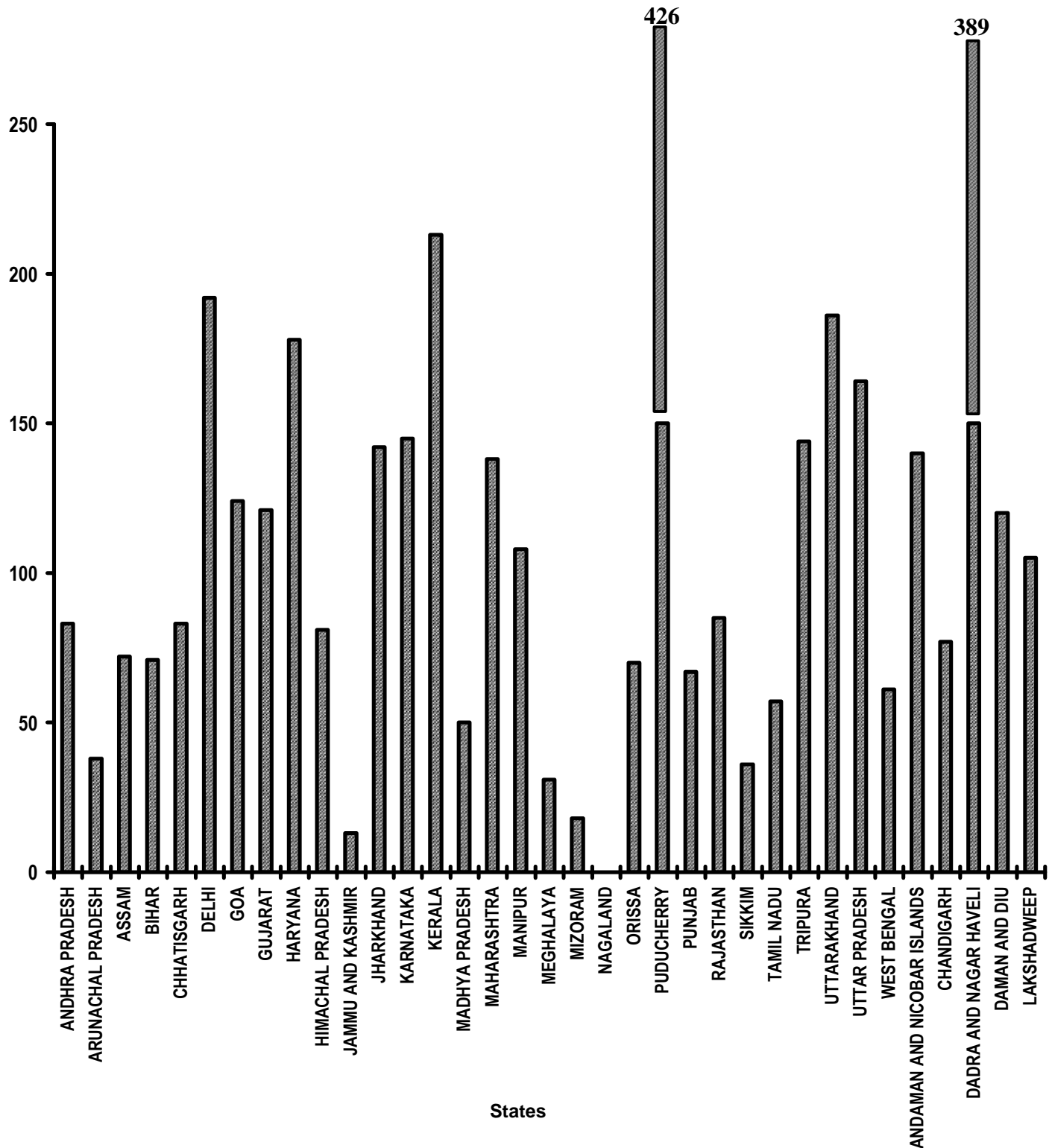


Table - 16(B)

Afforestation (Public and Forest Lands)
Seedlings planted
(Unit: Number)

Sl. No.	State/UT Name	Target		Achievement April,2009- January,2010	Percent Achievement April,2009- January,2010
		2009-2010	April,2009- January,2010		
(1)	(2)	(3)	(4)	(5)	(5)/(4)
1	ANDHRA PRADESH	19,50,00,000	16,25,00,000	13,45,00,000	83
2	ARUNACHAL PRADESH	65,00,000	54,16,666	20,53,820	38
3	ASSAM	1,17,00,000	97,50,000	70,00,000	72
4	BIHAR	1,95,00,000	1,62,50,000	1,15,40,000	71
5	CHHATISGARH	4,87,50,000	4,06,25,000	3,37,39,000	83
6	DELHI	5,85,000	4,87,500	9,36,000	192
7	GOA	6,50,000	5,41,666	6,74,000	124
8	GUJARAT	13,00,00,000	10,83,33,333	13,09,84,000	121
9	HARYANA	1,95,00,000	1,62,50,000	2,88,86,000	178
10	HIMACHAL PRADESH	1,43,00,000	1,19,16,666	96,76,000	81
11	JAMMU AND KASHMIR	1,95,00,000	1,62,50,000	21,15,000	13
12	JHARKHAND	2,27,50,000	1,89,58,333	2,68,65,304	142
13	KARNATAKA	5,20,00,000	4,33,33,333	6,30,01,000	145
14	KERALA	65,00,000	54,16,666	1,15,33,478	213
15	MADHYA PRADESH	16,90,00,000	14,08,33,333	7,06,41,000	50
16	MAHARASHTRA	9,75,00,000	8,12,50,000	11,24,29,200	138
17	MANIPUR	65,00,000	54,16,666	58,38,500	108
18	MEGHALAYA	42,25,000	35,20,833	10,96,473	31
19	MIZORAM	65,00,000	54,16,666	9,54,079	18
20	NAGALAND	65,00,000	54,16,666	0	0
21	ORISSA	7,80,00,000	6,50,00,000	4,56,65,000	70
22	PUDUCHERRY	33,000	27,500	1,17,246	426
23	PUNJAB	1,17,00,000	97,50,000	65,78,000	67
24	RAJASTHAN	6,50,00,000	5,41,66,666	4,60,92,000	85
25	SIKKIM	1,62,50,000	1,35,41,666	48,61,000	36
26	TAMIL NADU	3,90,00,000	3,25,00,000	1,85,66,069	57
27	TRIPURA	97,50,000	81,25,000	1,16,83,100	144
28	UTTARAKHAND	1,62,50,000	1,35,41,666	2,52,38,000	186
29	UTTAR PRADESH	6,50,00,000	5,41,66,666	8,90,49,507	164
30	WEST BENGAL	3,90,00,000	3,25,00,000	1,98,89,000	61
31	ANDAMAN AND NICOBAR ISLANDS	6,50,000	5,41,666	7,60,704	140
32	CHANDIGARH	1,95,000	1,62,500	1,24,475	77
33	DADRA AND NAGAR HAVELI	1,30,000	1,08,333	4,21,000	389
34	DAMAN AND DIU	20,000	16,666	20,000	120
35	LAKSHADWEEP	13,000	10,833	11,385	105
Grand Total		1,17,84,51,000	98,20,42,489	92,35,39,340	94

Very Good:(90% or above of targets)

DELHI, GOA, GUJARAT, HARYANA, JHARKHAND, KARNATAKA, KERALA, MAHARASHTRA, MANIPUR, PUDUCHERRY, TRIPURA, UTTARAKHAND, UTTAR PRADESH, ANDAMAN AND NICOBAR ISLANDS, DADRA AND NAGAR HAVELI, DAMAN AND DIU, LAKSHADWEEP

Good:(Between 80% to 90% targets)

ANDHRA PRADESH, CHHATISGARH, HIMACHAL PRADESH, RAJASTHAN

Poor:(Below 80% of targets)

ARUNACHAL PRADESH, ASSAM, BIHAR, JAMMU AND KASHMIR, MADHYA PRADESH, MEGHALAYA, MIZORAM, NAGALAND, ORISSA, PUNJAB, SIKKIM, TAMIL NADU, WEST BENGAL, CHANDIGARH

Rural Roads - PMGSY

Length of Road Constructed

% Achievement of Target

During April, 2009-January, 2010

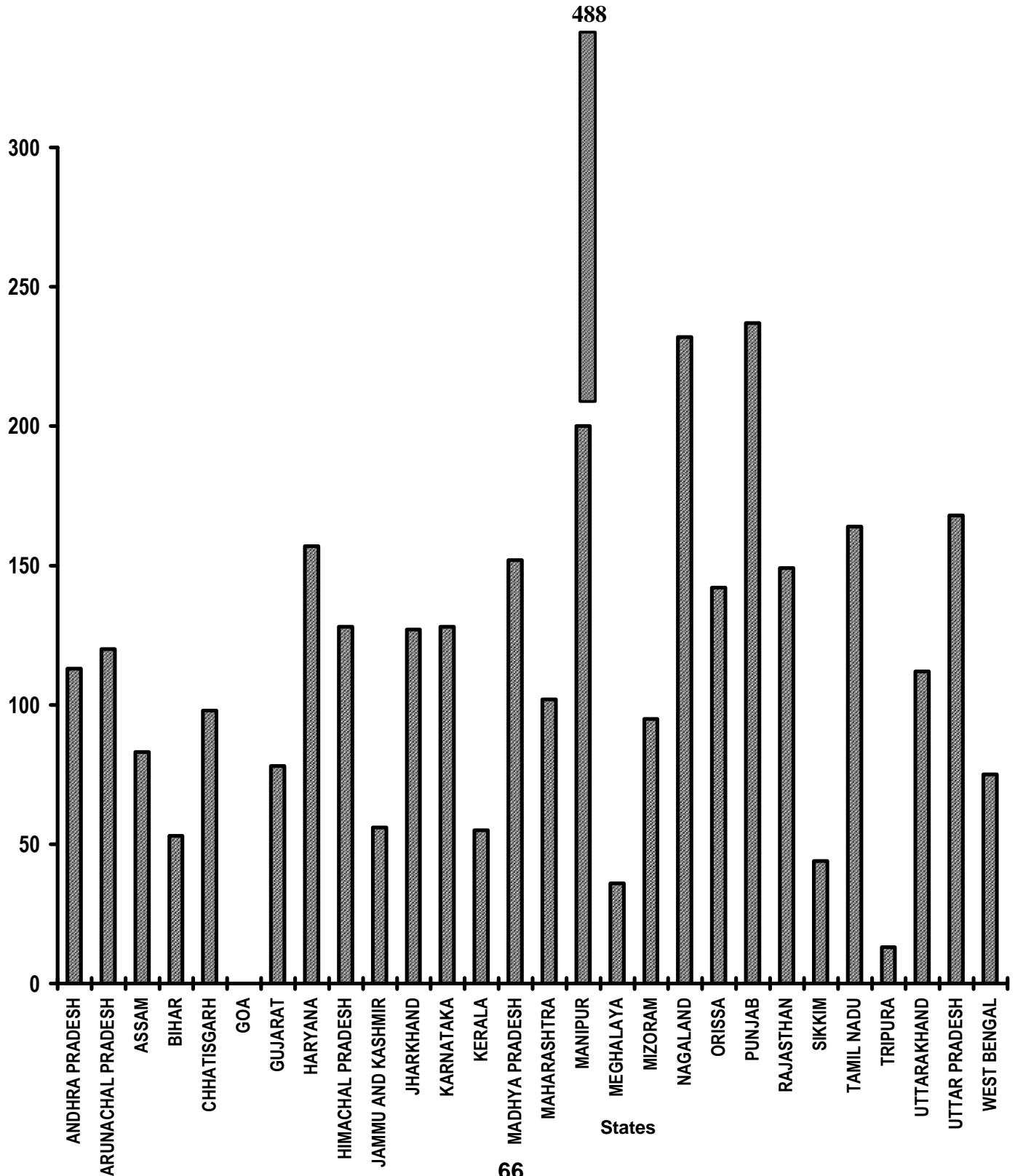


Table - 17

Rural Roads - PMGSY
Length of Road Constructed
(Unit: Kilometer)

Sl. No.	State/UT Name	Target		Achievement April,2009- January,2010	Percent Achievement April,2009- January,2010
		2009-2010	April,2009- January,2010		
(1)	(2)	(3)	(4)	(5)	(5)/(4)
1	ANDHRA PRADESH	2,980	1,897	2,141	113
2	ARUNACHAL PRADESH	500	318	383	120
3	ASSAM	2,585	1,645	1,370	83
4	BIHAR	5,200	3,309	1,758	53
5	CHHATISGARH	3,500	2,228	2,188	98
6	GOA	-	-	0	-
7	GUJARAT	1,500	955	748	78
8	HARYANA	700	446	699	157
9	HIMACHAL PRADESH	1,500	954	1,217	128
10	JAMMU AND KASHMIR	1,450	922	517	56
11	JHARKHAND	1,950	1,240	1,570	127
12	KARNATAKA	2,600	1,654	2,125	128
13	KERALA	300	190	104	55
14	MADHYA PRADESH	8,000	5,091	7,762	152
15	MAHARASHTRA	2,950	1,877	1,919	102
16	MANIPUR	200	127	620	488
17	MEGHALAYA	100	64	23	36
18	MIZORAM	200	128	122	95
19	NAGALAND	150	96	223	232
20	ORISSA	2,980	1,895	2,687	142
21	PUNJAB	365	232	549	237
22	RAJASTHAN	3,750	2,388	3,554	149
23	SIKKIM	300	191	84	44
24	TAMIL NADU	1,170	744	1,222	164
25	TRIPURA	800	509	67	13
26	UTTARAKHAND	700	446	498	112
27	UTTAR PRADESH	6,850	4,359	7,339	168
28	WEST BENGAL	1,720	1,094	825	75
Grand Total		55,000	34,999	42,314	121

Very Good:(90% or above of targets)

ANDHRA PRADESH, ARUNACHAL PRADESH, CHHATISGARH, HARYANA, HIMACHAL PRADESH, JHARKHAND, KARNATAKA, MADHYA PRADESH, MAHARASHTRA, MANIPUR, MIZORAM, NAGALAND, ORISSA, PUNJAB, RAJASTHAN, TAMIL NADU, UTTARAKHAND, UTTAR PRADESH

Good:(Between 80% to 90% targets)

ASSAM

Poor:(Below 80% of targets)

BIHAR, GUJARAT, JAMMU AND KASHMIR, KERALA, MEGHALAYA, SIKKIM, TRIPURA, WEST BENGAL

Rajiv Gandhi Grameen Vidyutikaran Yojana

Villages electrified
% Achievement of Target
During April, 2009-January, 2010

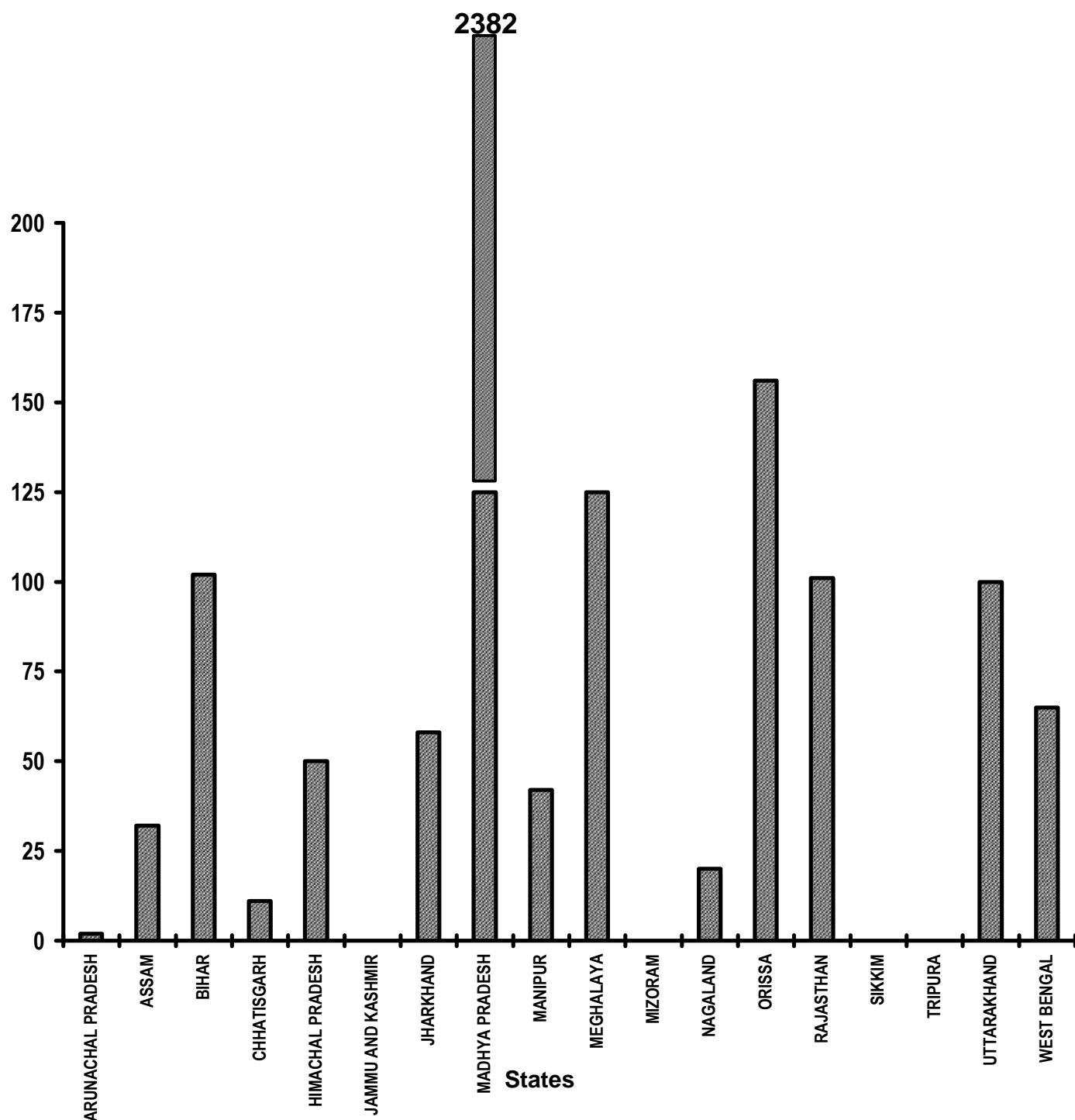


Table - 18

Rajiv Gandhi Grameen Vidyutikaran Yojana
Villages electrified
(Unit: Number)

Sl. No.	State/UT Name	Target		Achievement April,2009- January,2010	Percent Achievement April,2009- January,2010
		2009-2010	April,2009- January,2010		
(1)	(2)	(3)	(4)	(5)	(5)/(4)
1	ARUNACHAL PRADESH	300	250	6	2
2	ASSAM	1,117	930	293	32
3	BIHAR	2,748	2,290	2,339	102
4	CHHATISGARH	85	70	8	11
5	HIMACHAL PRADESH	3	2	1	50
6	JAMMU AND KASHMIR	38	30	0	0
7	JHARKHAND	8,250	6,874	4,007	58
8	MADHYA PRADESH	45	39	929	2,382
9	MANIPUR	150	124	52	42
10	MEGHALAYA	30	24	30	125
11	MIZORAM	60	50	0	0
12	NAGALAND	10	10	2	20
13	ORISSA	5,178	4,314	6,716	156
14	RAJASTHAN	611	509	512	101
15	SIKKIM	8	8	0	0
16	TRIPURA	31	25	0	0
17	UTTARAKHAND	50	40	40	100
18	WEST BENGAL	286	238	154	65
<i>Grand Total</i>		19,000	15,827	15,089	95

Very Good:(90% or above of targets)

BIHAR, MADHYA PRADESH, MEGHALAYA, ORISSA, RAJASTHAN, UTTARAKHAND

Poor:(Below 80% of targets)

ARUNACHAL PRADESH, ASSAM, CHHATISGARH, HIMACHAL PRADESH, JAMMU AND KASHMIR, JHARKHAND, MANIPUR, MIZORAM, NAGALAND, SIKKIM, TRIPURA, WEST BENGAL

Energising Pump sets

Pumps sets energized

% Achievement of Target

During April, 2009-January, 2010

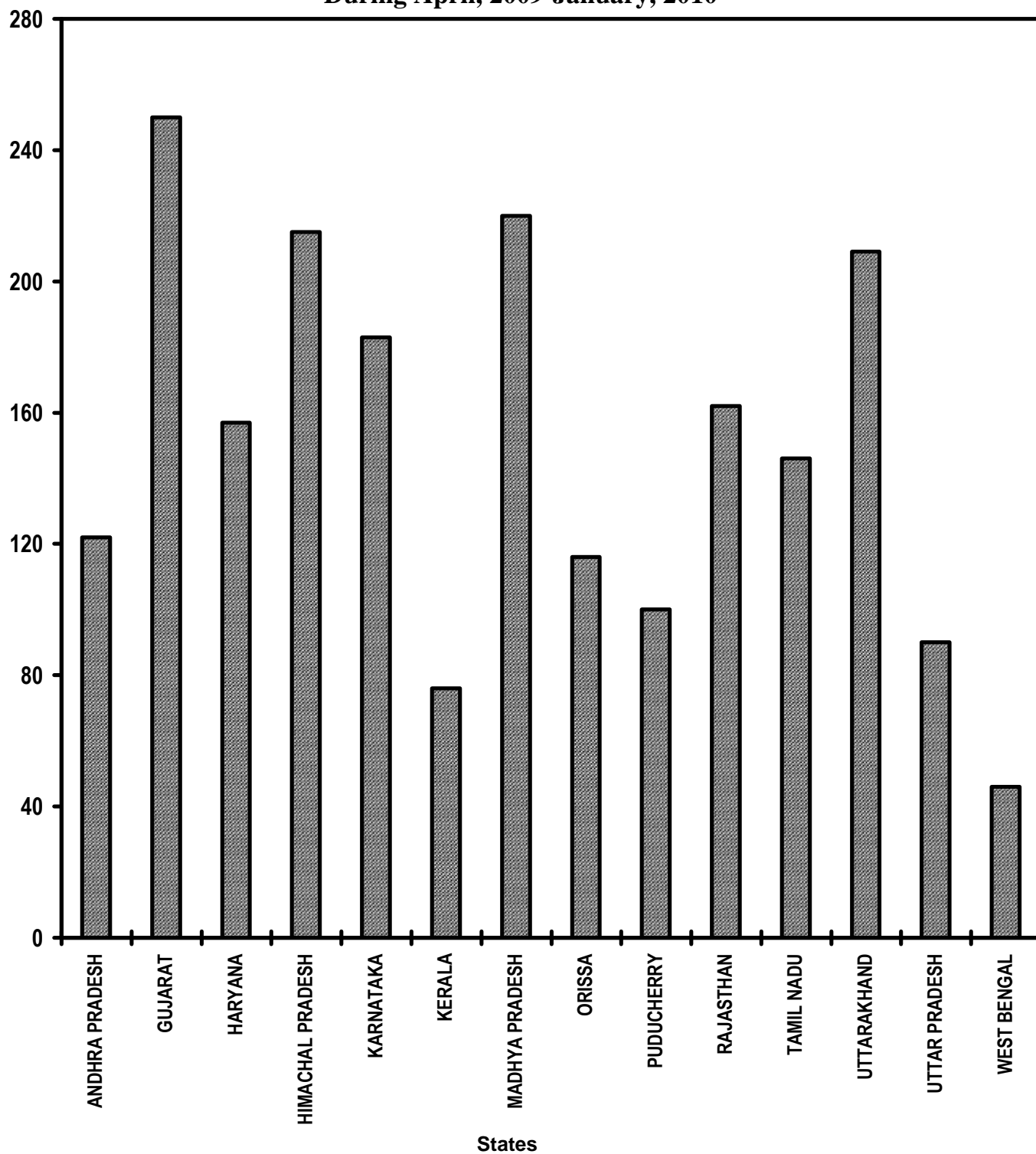


Table - 19

Energising pump sets
Pumps sets energized
(Unit: Number)

Sl. No.	State/UT Name	Target		Achievement	Percent
		2009-2010	April,2009- January,2010	April,2009- January,2010	April,2009- January,2010
(1)	(2)	(3)	(4)	(5)	(5)/(4)
1	ANDHRA PRADESH	50,000	41,666	50,944	122
2	GUJARAT	16,000	13,332	33,344	250
3	HARYANA	16,200	13,500	21,146	157
4	HIMACHAL PRADESH	657	547	1,177	215
5	KARNATAKA	18,000	15,000	27,420	183
6	KERALA	12,000	10,000	7,629	76
7	MADHYA PRADESH	10,806	9,004	19,773	220
8	ORISSA	1,600	1,333	1,550	116
9	PUDUCHERRY	35	29	29	100
10	RAJASTHAN	45,000	37,500	60,886	162
11	TAMIL NADU	17,300	14,416	21,070	146
12	UTTARAKHAND	350	291	607	209
13	UTTAR PRADESH	22,000	18,333	16,550	90
14	WEST BENGAL	646	538	245	46
Grand Total		2,10,594	1,75,489	2,62,370	150

Very Good:(90% or above of targets)

ANDHRA PRADESH, GUJARAT, HARYANA, HIMACHAL PRADESH, KARNATAKA, MADHYA PRADESH, ORISSA, PUDUCHERRY, RAJASTHAN, TAMIL NADU, UTTARAKHAND, UTTAR PRADESH

Poor:(Below 80% of targets)

KERALA, WEST BENGAL

Supply of Electricity

Electricity supplied

% Achievement of Target

During April, 2009-January, 2010

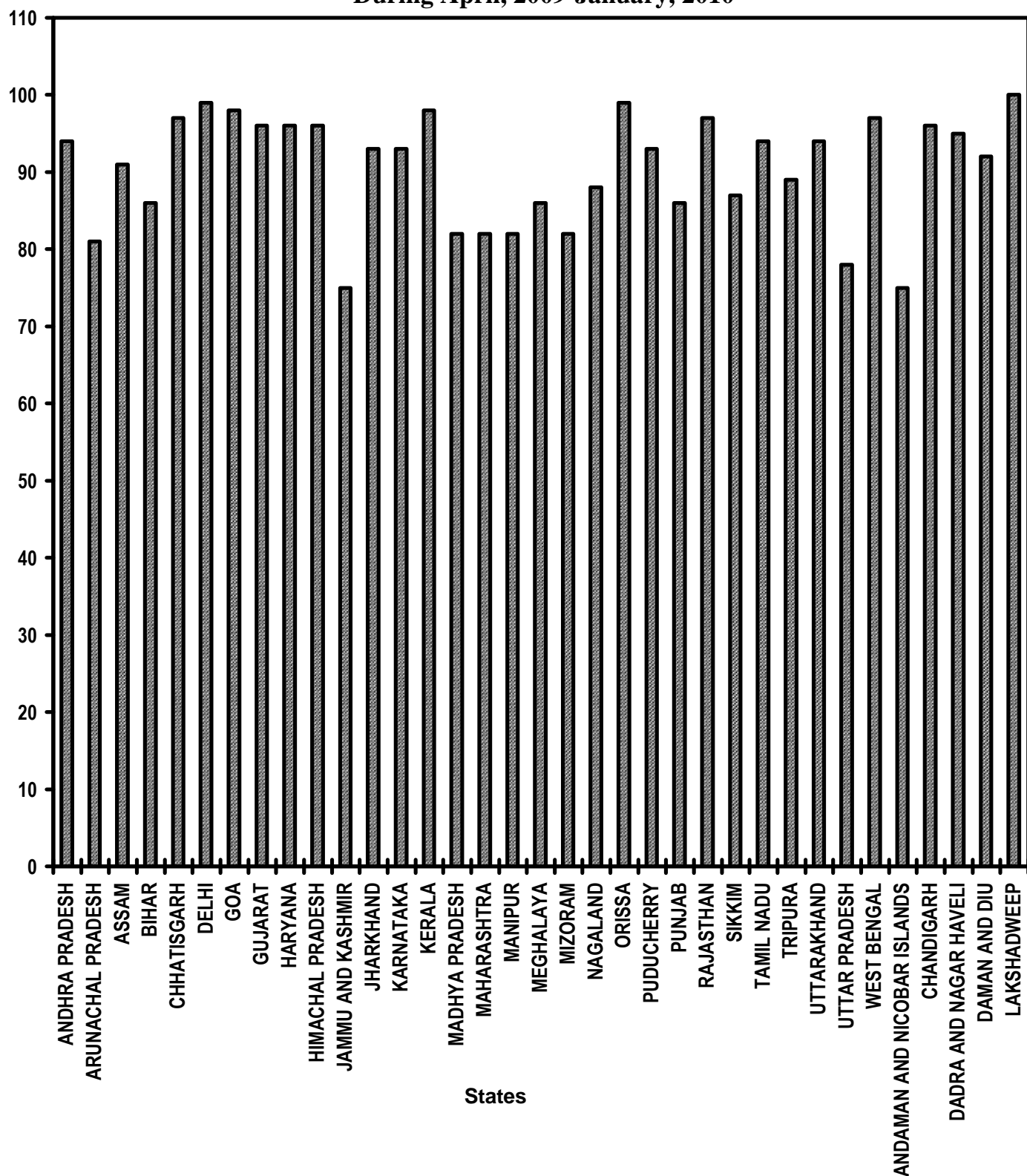


Table - 20

Supply of Electricity

Sl. No.	State/UT Name	Electricity demanded (Million Units) April,2009- January,2010	Electricity supplied (Million Units) April,2009- January,2010	Shortage observed (Million Units) April,2009- January,2010	Percentage of Electricity Supplied
		(3)	(4)	(5)	
1	ANDHRA PRADESH	64,529	60,540	3,989	94
2	ARUNACHAL PRADESH	334	270	64	81
3	ASSAM	4,378	3,988	390	91
4	BIHAR	9,692	8,287	1,405	86
5	CHHATISGARH	9,393	9,151	242	97
6	DELHI	21,031	20,861	170	99
7	GOA	2,569	2,511	58	98
8	GUJARAT	58,080	55,901	2,179	96
9	HARYANA	28,345	27,316	1,029	96
10	HIMACHAL PRADESH	5,832	5,605	227	96
11	JAMMU AND KASHMIR	10,931	8,204	2,727	75
12	JHARKHAND	4,832	4,482	350	93
13	KARNATAKA	36,491	33,868	2,623	93
14	KERALA	14,467	14,111	356	98
15	MADHYA PRADESH	35,284	28,889	6,395	82
16	MAHARASHTRA	1,02,451	83,811	18,640	82
17	MANIPUR	437	358	79	82
18	MEGHALAYA	1,305	1,127	178	86
19	MIZORAM	294	240	54	82
20	NAGALAND	446	391	55	88
21	ORISSA	17,698	17,539	159	99
22	PUDUCHERRY	1,754	1,629	125	93
23	PUNJAB	39,499	33,856	5,643	86
24	RAJASTHAN	36,277	35,256	1,021	97
25	SIKKIM	313	271	42	87
26	TAMIL NADU	62,721	59,008	3,713	94
27	TRIPURA	726	648	78	89
28	UTTARAKHAND	7,454	7,038	416	94
29	UTTAR PRADESH	63,808	49,656	14,152	78
30	WEST BENGAL	27,914	27,156	758	97
31	ANDAMAN AND NICOBAR ISLANDS	200	150	50	75
32	CHANDIGARH	1,371	1,323	48	96
33	DADRA AND NAGAR HAVELI	3,332	3,179	153	95
34	DAMAN AND DIU	1,624	1,492	132	92
35	LAKSHADWEEP	20	20	0	100
Grand Total		6,75,832	6,08,132	67,700	90

Very Good:(90% or above of targets)

ANDHRA PRADESH, ASSAM, CHHATISGARH, DELHI, GOA, GUJARAT, HARYANA, HIMACHAL PRADESH, JHARKHAND, KARNATAKA, KERALA, ORISSA, PUDUCHERRY, RAJASTHAN, TAMIL NADU, UTTARAKHAND, WEST BENGAL, CHANDIGARH, DADRA AND NAGAR HAVELI, DAMAN AND DIU, LAKSHADWEEP

Good:(Between 80% to 90% targets)

ARUNACHAL PRADESH, BIHAR, MADHYA PRADESH, MAHARASHTRA, MANIPUR, MEGHALAYA, MIZORAM, NAGALAND, PUNJAB, SIKKIM, TRIPURA

Poor:(Below 80% of targets)

JAMMU AND KASHMIR, UTTAR PRADESH, ANDAMAN AND NICOBAR ISLANDS

LISTOF ITEMS COVERED UNDER (TPP) - 2006

Point No.	Item No.	Name of the Points/Items
I.		Garibi Hatao [Poverty Eradication]
		Rural Areas
	1.	Employment generation under the <i>Mahatma Gandhi National Rural Employment Guarantee Act</i>
	2.	Swaranjayanti Gram Swarojgar Yojana
	3.	Rural Business Hubs in Partnership with Panchayats
	4.	Self help Groups
		Urban Areas
	5.	Swaranjayanti Shehari Rojgar Yojana
II.		Jan Shakti (Power to People)
	6.	Local Self Government (Panchayati Raj and Urban Local Bodies) <ul style="list-style-type: none"> - Activity Mapping for devolution of functions - Budget Flow of Funds - Assignment of Functionaries
	7.	Quick and Inexpensive Justice – Gram Nyayalayas and Nyaya Panchayats.
	8.	District Planning Committees.
III.		Kisan Mitra [Support to Farmers]
	9.	Water shed development
	10.	Marketing and infrastructural support to farmers
	11.	Irrigation facilities (including minor and micro irrigation) for agriculture
	12.	Credit to farmers
	13.	Distribution of waste land to the landless
IV.		Shramik Kalyan [Labour Welfare]
	14.	Social Security for Agricultural and Unorganised Labour
	15.	Minimum Wages Enforcement (including Farm Labour)
	16.	Prevention of Child Labour
	17.	Welfare of Women Labour
V.		Khadya Suraksha [Food Security]
	18.	Food Security: <ul style="list-style-type: none"> (i) Targeted Public Distribution system, (ii) Antyodaya Anna Yojana, (iii) Establishing Grain banks in chronically food scarcity areas
VI.		Subke Liye Aawas [Housing for All]
	19	Rural Housing - Indira Awaas Yojana
	20.	EWS/LIG Houses in Urban Areas

Contd.....

Point No.	Item No.	Name of the Points/Items
VII.		Shudh Peya Jal [Clean Drinking Water]
	21.	Rural Areas. - Accelerated Rural Water Supply Programme
	22.	Urban Areas: - Accelerated Urban Water Supply Programme
VIII.		Jan Jan Ka Swasthya [Health for All]
	23.	Control and prevention of major diseases: (a) HIV/AIDS (b) TB (c) Malaria (d) Leprosy (e) Blindness
	24.	National Rural Health Mission
	25.	Immunisation of Children
	26.	Sanitation Programme in - Rural Areas - Urban areas
	27.	Institutional Delivery
	28.	Prevention of Female Foeticide
	29.	Supplementary nutrition for Mothers and Children
	30.	Two Child norms
IX.		Sabke Liye Shiksha [Education for All]
	31.	Sarv Shiksha Abhiyan - Compulsory Elementary Education
	32.	Mid Day Meal Scheme
X.		Anusuchit Jaati, Jan Jaati, Alp-sankhyak evam Anya Pichhra Varg Kalyan [Welfare of Scheduled Castes, Scheduled Tribes, Minorities and OBCs]
	33.	SC Families Assisted
	34.	Rehabilitation of Scavengers
	35.	ST Families Assisted
	36.	Rights of Forest dwellers – Owners of minor forest produce
	37.	Particularly Vulnerable Tribal Groups (PTGs)
	38.	No alienation of Tribal lands
	39.	Implementation of Panchayats (Extension to Scheduled Areas) Act [PESA]
	40.	Welfare of Minorities
	41.	Professional education among all minority communities
	42.	Reservation of OBCs in - Education - Employment
XI.		Mahila Kalyan [Women Welfare]
	43.	Financial Assistance for Women Welfare
	44.	Improved participation of women in (a) Panchayats (b) Municipalities (c) State Legislatures (d) Parliament

Point No.	Item No.	Name of the Points/Items
XII.		Bal Kalyan (Child Welfare)
	45.	Universalisation of ICDS Scheme
	46.	Functional Anganwadis
XIII.		Yuva Vikas [Youth Development]
	47.	Sports for all in Rural and Urban areas
	48.	Rashtriya Sadbhavana Yojana
	49.	National Service Scheme
XIV.		Basti Sudhar [Improvement of Slums]
	50.	Number of Urban poor families assisted under seven point charter viz. land tenure, housing at affordable cost, water, sanitation, health, education, and social security.
XV.		Paryavaran Sanrakshan evam Van Vridhi [Environment Protection and Afforestation]
	51.	Afforestation (a) Area Covered under Plantation on - Public and Forest Lands (b) Number of Seedlings planted on -Public and Forest Lands
	52.	Prevention of pollution of Rivers and water bodies
	53.	Solid and liquid waste management in - Rural Areas - Urban Areas
XVI.		Samajik Suraksha [Social Security]
	54.	Rehabilitation of handicapped and orphans.
	55.	Welfare of the aged
XVII.		Grameen Sadak [Rural Roads]
	56.	Rural Roads - PMGSY
XVIII.		Grameen Oorja [Energization of Rural Area]
	57.	Bio-diesel Production
	58.	Rajiv Gandhi Grameen Vidyutikaran Yojana
	59.	Renewable Energy
	60.	Energising Pump sets
	61.	Supply of Electricity
	62.	Supply of Kerosene and LPG
XIX.		Pichhara Kshetra Vikas [Development of Backward Areas]
	63.	Backward Regions Grants Fund
XX.		e- Shasan [IT enabled e-Governance]
	64.	Central and State Governments
	65.	Panchayats and Municipalities

ABBREVIATIONS USED

AAY	Antyodaya Anna Yojana
ARWSP	Accelerated Rural Water Supply Programme
DDRS	Deen Dayal Rehabilitation Scheme
EWS	Economically Weaker Section
IAY	Indira Awaas Yojana
ICDS	Integrated Child Development Scheme
LIG	Low Income Group
MWE	Minimum Wages Enforcement
NC	Not Covered
NREGS	National Rural Employment Guarantee Scheme
PC	Partially Covered
PMGSY	Prime Minister Grameen Sadak Yojana
SC	Scheduled Caste
RGGVY	Rajiv Gandhi Grameen Vidyutikaran Yojana
SGRY	Sampoorna Grameen Rojgar yojana
SGSY	Swaranjayanati Gram Swarojgar Yojana
SHG	Self Help Groups
ST	Scheduled Tribe
TPDS	Targeted Public Distribution system