सत्यमेव जयते

अनिगमित क्षेत्र के उद्यमों का तिमाही बुलेटिन

QUARTERLY BULLETIN OF UNINCORPORATED SECTOR ENTERPRISES

(क्यू.बी.यू.एस.ई.)

(QBUSE)

Data for Development

National Sample Survey

Celebrating 75 years of NSS

जनवरी 2025 – मार्च 2025 और अप्रैल 2025 – जून 2025

January 2025 – March 2025 and April 2025 – June 2025

भारत सरकार

GOVERNMENT OF INDIA

सांख्यिकी और कार्यक्रम कार्यान्वयन मंत्रालय

MINISTRY OF STATISTICS AND PROGRAMME IMPLEMENTATION

राष्ट्रीय सांख्यिकी कार्यालय

NATIONAL STATISTICS OFFICE

INTRODUCTION

Annual Survey of Unincorporated Sector Enterprises (ASUSE), conducted by National Statistics Office (NSO) serves as the principal source of data on the unincorporated non-agricultural sector of the Indian economy. The enterprises in this sector, ranging from small-scale manufacturers and service providers to trading establishments, constitute a significant portion of the economy. These enterprises are pivotal in generating employment, fostering entrepreneurship and contributing to the nation's gross domestic product (GDP). ASUSE is conducted with the primary objective of systematically collecting information on operational, financial, and structural characteristics of these unincorporated units. The survey results serve as essential inputs for policymakers in both the government and private sector, guiding informed decision-making and strategic planning.

The first comprehensive survey of ASUSE was conducted in 2021–22 (April 2021 to March 2022), followed by subsequent surveys in 2022–23 and 2023–24, which were carried out during the period of October 2022 to September 2023 and October 2023 to September 2024 respectively. These surveys were designed to provide annual estimates and accordingly three Annual Reports based on these surveys have been released.

The latest survey, **ASUSE 2025 (January – December 2025)**, was launched with a design aimed at generation of quarterly estimates as well as annual estimates in line with the earlier ASUSE.

Recognizing the critical role of the unincorporated sector in the Indian economy and aiming to enhance the availability of high-frequency data, the NSO is releasing the **Quarterly Bulletin on Unincorporated Sector Enterprises** (QBUSE) for the first time. This initiative marks a significant step forward in the NSO's commitment to modernizing its statistical infrastructure and enhancing data-driven decision-making by offering more timely and actionable insights into this dynamic segment of Indian economy.

This quarterly bulletin is the quarterly edition of the ASUSE and presents key findings based on data collected during the first two quarters of ASUSE 2025, viz. **January–March 2025** and **April–June 2025**. A brief overview of the survey's coverage, core concepts, data collection methodology, and comparability of quarterly estimates with those from previous annual surveys is provided in the **Endnote**.

KEY INDICATORS FROM QUARTERLY ESTIMATES

Quarterly estimates of key aggregate indicators, such as, number of establishments, number of workers, percentage of hired-worker establishments, percentage distribution of different categories of workers, etc. are provided in Table 1.

Table1: Estimates of key aggregate indicators with confidence limits[#]

NUMBER OF ESTABLISHMENTS (’00)			
	Rural	Urban	All-India
	**January 2025 – March 2025 (quarterly)**		
	4,09,858 ± 23,618	3,75,509 ± 19,430	7,85,367 ± 30,632
	April 2025 – June 2025 (quarterly)		
	4,27,623 ± 32,436	3,66,617± 15,880	7,94,240 ± 35,960
	October, 2023 – September, 2024 (annual)		
	3,97,477 ± 25,553	3,36,518 ± 17,874	7,33,995 ± 31,218

Parameter	January 2025 – March 2025			April 2025 – June 2025		
	Rural	Urban	Total	Rural	Urban	Total
percentage of proprietary and partnership establishments	93.06	97.94	95.39	93.35	97.59	95.31
percentage of hired worker establishments	7.19	21.51	14.04	7.72	19.71	13.25
percentage of market establishments	99.51	99.59	99.55	99.49	99.52	99.50

NUMBER OF WORKERS (’00)			
	Rural	Urban	All-India
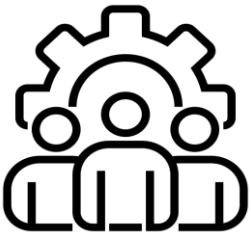	**January 2025 – March 2025 (quarterly)**		
	5,96,959 ± 35,218	7,16,420 ± 58,695	13,13,380 ± 68,474
	April 2025 – June 2025 (quarterly)		
	6,24,577 ± 56,312	6,61,148 ± 35,247	12,85,725 ± 66,277
	October, 2023 – September, 2024 (annual)		
	5,61,384 ± 32,789	6,44,614 ± 25,648	12,05,998 ± 41,602

#: *The confidence limits are at a 95% level of significance*

Parameter	January 2025 – March 2025			April 2025 – June 2025		
	Rural	Urban	Total	Rural	Urban	Total
% share of different types of workers						
Working owner	65.44	52.32	58.29	65.52	55.13	60.18
Hired worker	17.56	34.60	26.86	17.31	31.06	24.38
Others (including unpaid family members)	17.00	13.08	14.85	17.17	13.81	15.44

Insights from Table 1

- Estimated establishments increased from 7.85 crore in January–March 2025 to 7.94 crore in April–June 2025, reflecting a marginal quarter-on-quarter rise. According to the annual estimates of ASUSE 2023–24, based on data collected from October 2023 to September 2024, the estimated total number of establishments in the unincorporated sector was about 7.34 crore.

- The Employment in the sector crossed 13 crore mark for the first time in January-March 2025 at 13.13 crore - well above all previous ASUSE annual estimates, which had remained below 13 crore. It then eased to 12.86 crore in the April–June quarter. Estimates of employment in the unincorporated sector in both the quarters show a substantial rise over the annual ASUSE 2023–24 estimate of a little over 12 crore workers, reflecting rise in overall employment levels in this sector.

- The proportion of establishments employing hired workers in the unincorporated non-agricultural sector was recorded at 14.04% in January-March 2025 and 13.25% in the next quarter.

- Variation is also observed in the workforce composition. Working owners continued to account for the largest share, with their proportion rising from 58.29% in the January–March 2025 quarter to 60.18% in the April–June 2025 quarter. Percentage share of hired workers during the same time fell from 26.86% to 24.38%.

- The rural workforce increased from 5.97 crore to 6.25 crore, underscoring the rising role of unincorporated enterprises in rural economic activity.

Box 1: Confidence Interval for the Quarterly Estimates

The confidence interval is defined as an interval that covers the true value of a population parameter with a certain probability. For key indicators, the sampling error of an estimate is often expressed as a confidence interval, since this is the most rigorous and clear way of demonstrating sampling variability. This practice is followed in several countries while disseminating their statistical products.

With ASUSE 2025 introducing quarterly estimates for the first time, it's important to note that the quarterly sample size is considerably smaller than the annual sample. Although the sampling design has been modified and the sample size significantly increased compared to previous ASUSE surveys to support reliable quarterly estimates, the estimates of major indicators are expressed along with confidence intervals and relative standard errors (RSE). This offers a greater clarity on the precision of the estimates.

A 95% confidence interval, as suggested by various statistical literature and also, followed globally by various NSOs has been given along with point estimates in Table 1.

Specifically, the 95% CI of an estimate with its RSE expressed in % may be presented as:

$$\text{estimate}*[1\pm1.96*\text{RSE}/100]$$

Fig 1: Estimated Number of Establishments ('00)

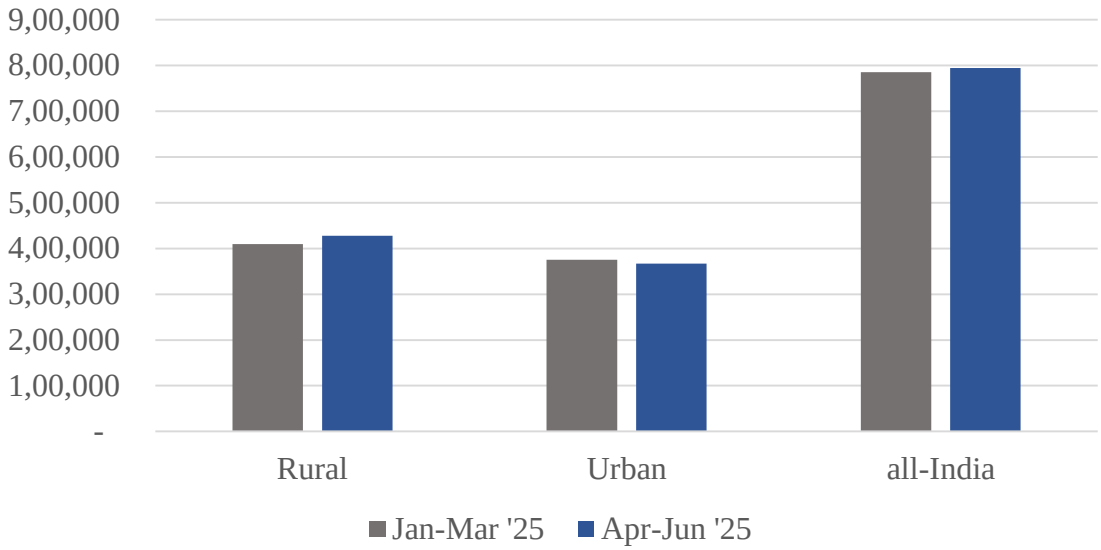

Fig 2: Estimated Number of Workers ('00)

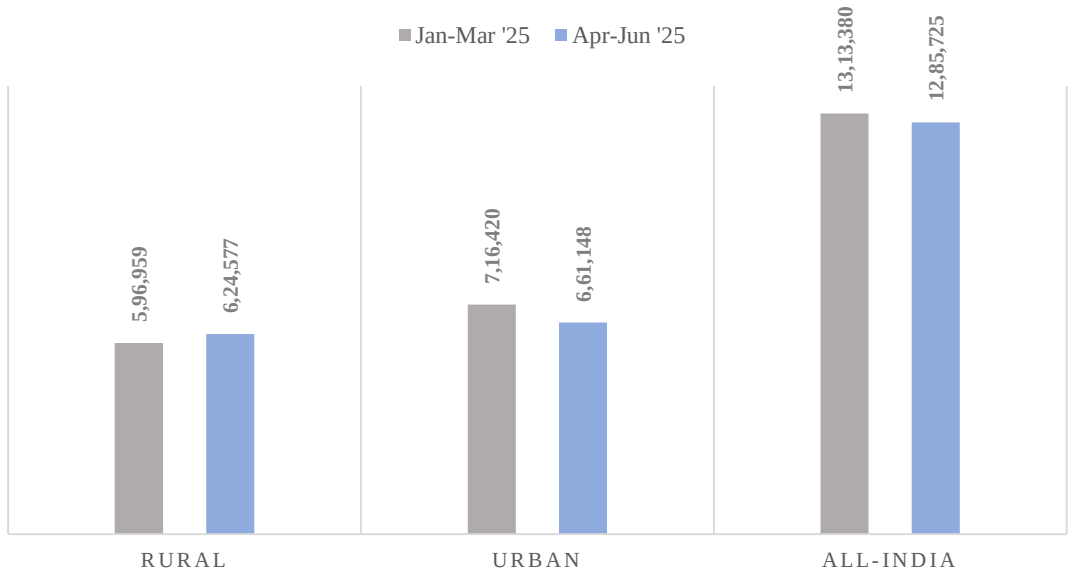

Fig 3: Percentage Share of Categories of Worker

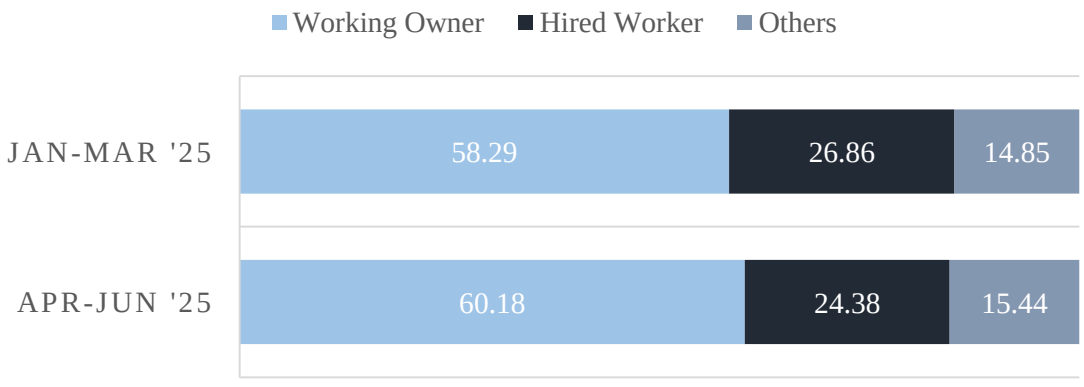

TREND AT BROAD ACTIVITY CATEGORY LEVEL

The estimates of key aggregate indicators at Broad Activity Category Level (BAC) i.e. manufacturing, trade and other services, for two quarters are presented in Table 2. In this table, 'M', 'T' and 'S' respectively stand for manufacturing, trade and other services. It is important to mention that ASUSE also covers unincorporated establishments involved in electric power generation, transmission and distribution, which are very few in number and hence, are not tabulated separately. The percentage share of the BACs to the number of establishments and number of workers are shown in Figure 4 and Figure 5 respectively.

Table 2: Key estimates of Jan-Mar 2025 and April-June 2025 from ASUSE at BAC level (all India)

Parameter	January 2025 – March 2025			April 2025 – June 2025		
	M	T	S	M	T	S
No of establishments (in '00)	2,16,608	2,42,888	3,25,869	2,06,407	2,51,714	3,36,077
percentage of proprietary and partnership establishments	99.99	99.78	89.06	99.99	99.79	89.07
percentage of hired worker establishments	11.32	18.26	12.69	10.82	16.02	12.68
percentage of market establishments	100.00	100.00	98.91	100.00	100.00	98.82
No of workers (in '00)	3,68,744	4,40,028	5,04,602	3,34,542	4,40,996	5,10,110
% share of different types of workers						
Working owner	59.18	55.64	59.94	62.13	57.49	61.22
Hired worker	27.09	21.96	30.95	23.91	18.99	29.35
Others (including unpaid family members)	13.73	22.40	9.11	13.96	23.52	9.43

Insights from Table 2

- Table 2 presenting key broad activity category-wise (Manufacturing, Trade, and Other Services) indicators for the first two quarters (i.e., January 2025 – March 2025 and April 2025 – June 2025) of ASUSE 2025, highlights distinct patterns in establishment numbers and workforce composition across sectors.
- 'Other Services' sector accounts for the largest share of both establishments and workers in both quarters, followed by Trade and Manufacturing.
- In both quarters, Trading units accounted for the largest proportion of establishments employing hired workers.
- Proprietary and partnership firms continued to dominate, comprising nearly 100% in Manufacturing and Trade, and around 89% in Other Services, with negligible change between quarters.
- 'Other Services' consistently records the highest share of hired workers, while also leading in the share of working owners reflecting its dual nature of employment and entrepreneurship.

Fig 4: Percentage Share of Establishments among Broad Activity Categories

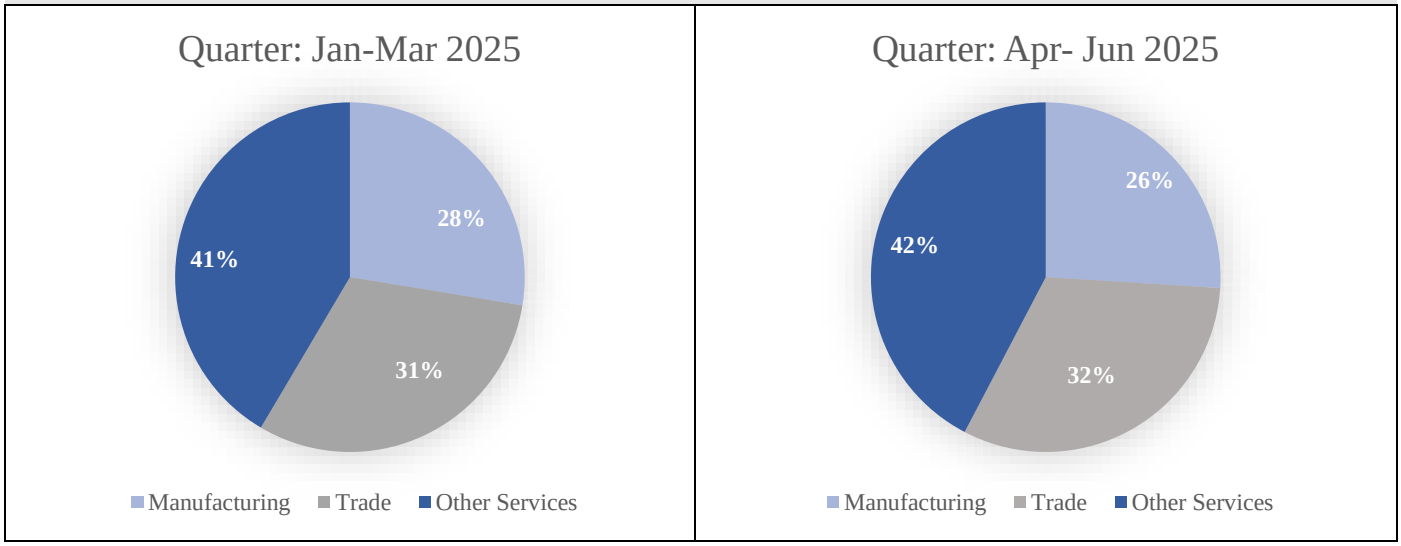

Fig 5: Percentage Share of Workers among Broad Activity Categories

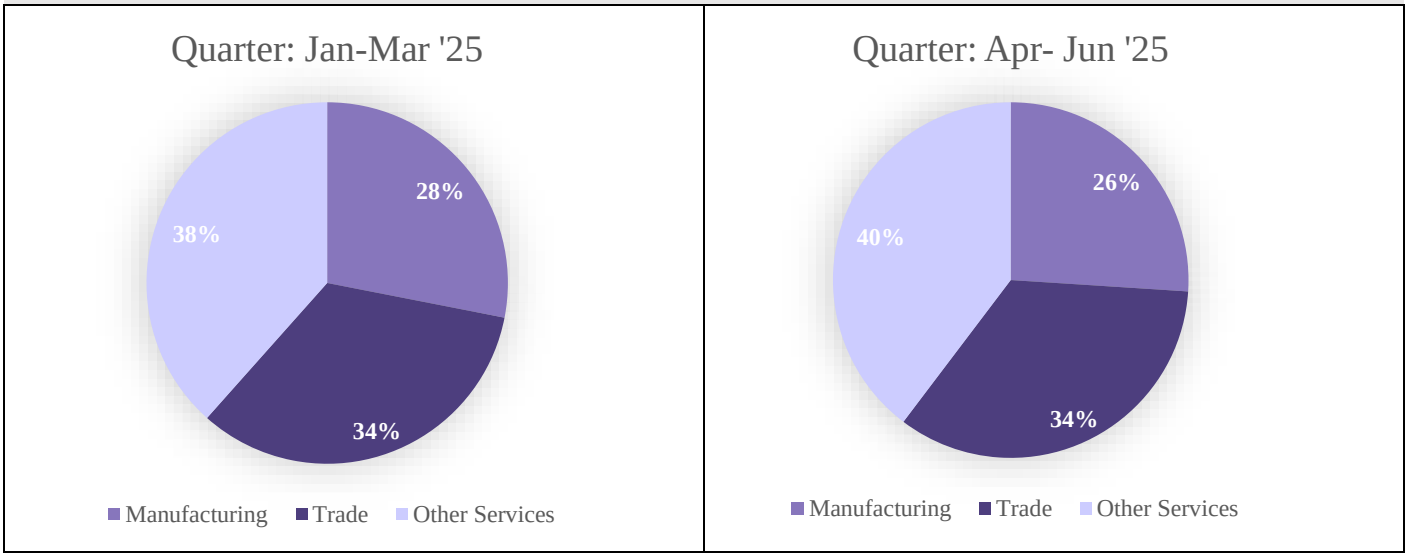

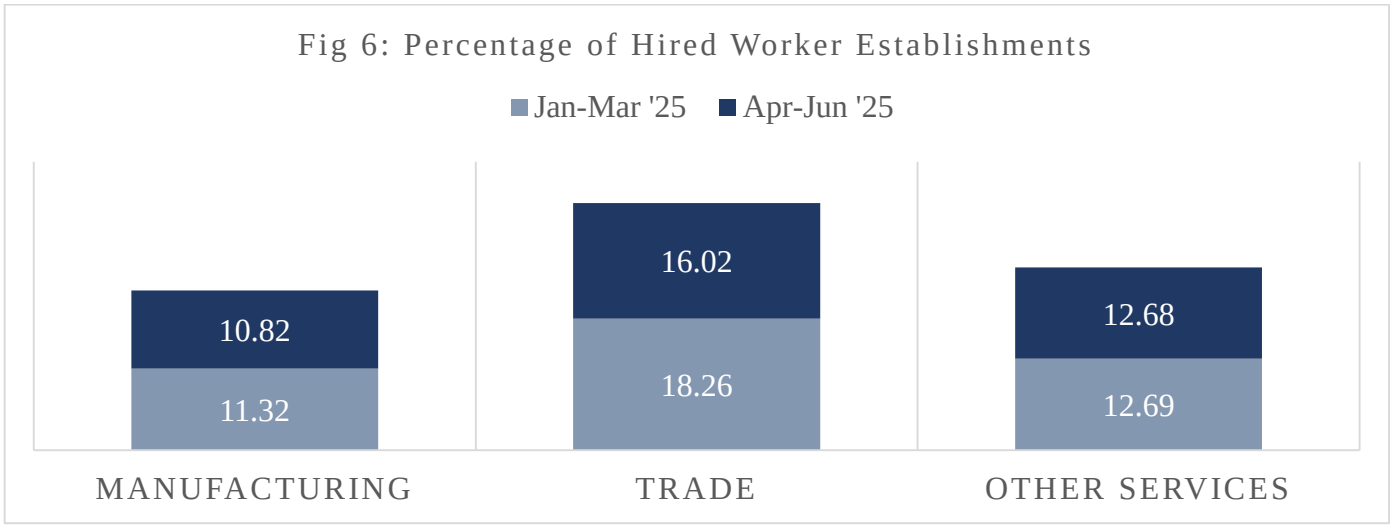

OPERATIONAL INDICATORS

Operational Indicators like percentage of establishments using internet, percentage of establishments registered under some Act/Authority are important metric for measuring the digitalization and formalization of the unincorporated sector.

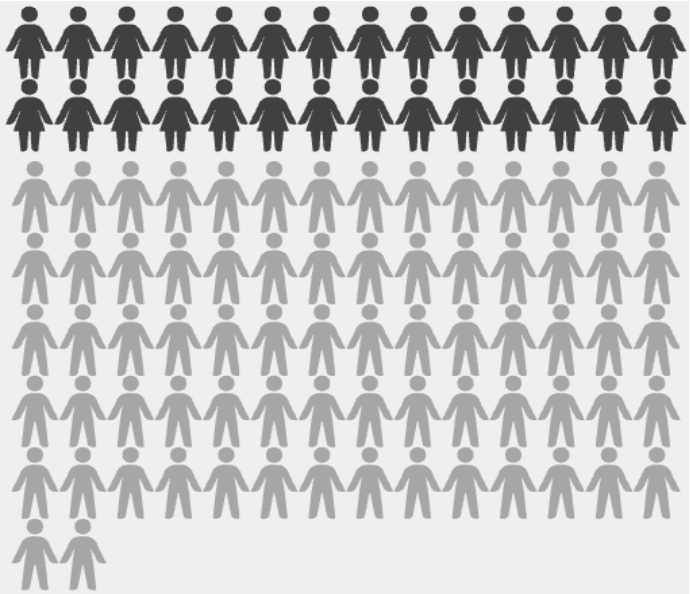

Female workers accounted for over **28%** of total employment in both quarters



Trend of Digitization in the Unincorporated Sector has been marked by the growing use of **Internet** among the business units which has gone up from **34% during January, 2025 – March, 2025 to 36% during April, 2025 – June, 2025.**

Percentage of establishments **registered** under at least one act/authority has been observed to be **36%** in January, 2025 – March, 2025 and **35%** during April, 2025 – June, 2025.



SAMPLE SIZE

Table 3: Quarter-wise number of FSUs and number of establishments surveyed:

Quarter	Number of FSU surveyed*			Number of establishments surveyed*		
	Rural	Urban	Total	Rural	Urban	Total
January 2025 – March 2025	2,423	3,462	5,885	71,382	93,115	1,64,497
April 2025 – June 2025	2,424	3,469	5,893	71,486	92,515	1,64,001

***Selected FSUs of Andaman & Nicobar Islands, Lakshadweep, Ladakh and rural areas of Arunachal Pradesh and Nagaland are not considered for this quarterly bulletin, as sub-round restrictions were not imposed in these areas while conducting field-work, due to arduous field conditions*

RELIABILITY OF THE ESTIMATES

The reliability of the estimates presented above is estimated through RSE (Relative Standard Error). The RSE (in percent) estimated for number of establishments and workers are presented below for reference.

Table 4: Table of RSE:

Quarter	Estimated Number of Establishments			Estimated Number of Workers		
	Rural	Urban	Total	Rural	Urban	Total
January 2025 – March 2025	2.94	2.64	1.99	3.01	4.18	2.66
April 2025 – June 2025	3.87	2.21	2.31	4.60	2.72	2.63
For Broad activity Categories (Rural + Urban)						
	Manufacturing	Trade	Other Services	Manufacturing	Trade	Other Services
January 2025 – March 2025	3.16	3.42	1.78	3.62	6.08	2.02
April 2025 – June 2025	2.53	3.08	2.34	2.94	3.69	2.55

ENDNOTE

COVERAGE OF ASUSE:

Geographically, ASUSE covers the rural and urban areas of whole of India (except some of the villages in Andaman and Nicobar Islands, which are difficult to access).

Sector-wise, this survey captures unincorporated non-agricultural establishments belonging to three sectors viz., Manufacturing, Trade and Other Services.

Ownership-wise, unincorporated non-agricultural establishments pertaining to proprietorship, partnership (excluding Limited Liability Partnerships), Self-Help Groups (SHG), co-operatives, societies/trusts etc. have been covered in ASUSE.

Key Concept and Definitions

Enterprise: An institutional unit in its capacity as a producer of goods and services is known as an enterprise. An enterprise is an economic transactor with autonomy in respect of financial and investment decision-making, as well as authority and responsibility for allocating resources for the production of goods and services. It may be engaged in one or more economic activities at one or more locations. It may be noted that unincorporated enterprises owned by households, all of whose output is intended for final consumption or gross fixed capital formation by those households is outside the coverage of the definition of enterprises used in this survey.

Establishment: An establishment is an enterprise or part of an enterprise that is situated in a single location and in which either only a single productive activity is carried out or in which the principal productive activity accounts for the most of the value added. The enterprise and the establishment are the same for single-establishment firms. The unit of enquiry of the ASUSE is an Establishment and not the Enterprise.

Non-agricultural establishment: All establishments covered under Sections 'C' to 'U' of NIC-2008 are "non-agricultural establishments". However, for the purpose of this survey Sections 'C' to 'S' of NIC-2008 have been considered.

Unincorporated non-agricultural establishments: Non-agricultural establishments which are not incorporated (i.e., neither registered under Companies Act, 1956 nor under Companies Act, 2013).

Manufacturing Establishment: A manufacturing establishment is a unit engaged in the physical or chemical transformation of materials, substances or components into new products. It will also cover units working for other concerns on materials supplied by them. This will also include those units which are primarily engaged in providing manufacturing services such as maintenance and repair of industrial, commercial and similar machinery and equipment.

Trading Establishment: A trading establishment is a unit engaged in trade. Trade is defined to be an act of purchase of goods and their disposal by way of sale without any intermediate physical transformation of the goods. The activities of intermediaries who do not actually purchase or sell goods but only arrange their purchase and sale and earn remuneration by way of brokerage and commission will also be treated as trade.

Other Service Establishment: A servicing establishment or service sector establishment is engaged in activities carried out for the benefit of a consuming unit. Such consuming units

could be individuals or other institutional units. Activities of service establishments typically results in changes in the condition of consuming units when such activities are realized by the consuming unit on demand. Some examples of changes that a producer of service brings about in the condition of consumers of service are:

a) Changes in the condition of consumer's goods: the producer works directly on goods owned by the consumer by transporting, cleaning, repairing or otherwise transforming them;

b) Changes in the physical condition of persons: the producer transports the persons, provides them with accommodation, provides them with medical or surgical treatments, improves their appearance etc.;

c) Changes in the mental condition of persons: the producer provides education, information, advice, entertainment or similar services;

d) Changes in the general economic state of the institutional unit itself: the producer provides insurance, financial intermediation, protection, guarantees, etc.

Proprietary establishment: When an individual is the sole owner of an establishment, it is called a proprietary establishment.

Partnership establishment: Partnership is defined as the 'relation between persons who have agreed to share the profits of a business carried out by all or any one of them acting for all'. There may be two or more owners, belonging to the same or different households, on a partnership basis, with or without formal agreement (where there is a tacit understanding about the distribution of profits among the so-called partners).

Market establishment: Market establishment is one which provides most of its produced goods and/or services at an economically significant price.

Worker: Worker is defined as persons working within the premises of the establishment who are in the payroll of the establishment as well as the working owners and unpaid family members who help in the entrepreneurial activity. The helpers, apprentices, interns engaged by the establishment will also be treated as worker. The worker may serve the establishment in any capacity - primary or supervisory.

Hired Worker Establishment (HWE): An establishment which has employed at least one hired worker on a fairly regular basis[1] is termed as hired worker establishment.

[1]"fairly regular basis" means the major part of the period when operation(s) of an establishment are carried out during a reference period.

DATA COLLECTION MECHANISM IN ASUSE

ASUSE is conducted on the basis of area frame and establishments have been listed in the selected FSUs of both rural and urban sector and from the listed establishments in the FSUs, requisite number of establishments were surveyed as per the sampling design. Mostly, data were collected from the selected establishments through oral enquiry pertaining to the 'monthly' reference period barring a few big establishments, which had provided annual data from their audited Books of Accounts. The data for the survey were collected in Tablet using Computer Assisted Personal Interviewing (CAPI).

Sampling Scheme



The survey has been conducted following a multi-stage stratified sampling scheme, where first stage units (FSUs) are census villages in rural area (except for rural Kerala, where Panchayat wards have been taken as FSUs) and UFS (Urban Frame Survey) blocks in urban areas. The ultimate stage units (USUs) are establishments for both the sectors. In the case of large FSUs, one intermediate stage of sampling has been done in the form of hamlet groups in rural and sub-blocks in urban.

The sampling design of ASUSE 2025 has been suitably modified to enable quarterly selection of sample units. To support this transition, the overall sample size has been increased by about 1.5 times from the previous round. Also, by making districts within a state as basic stratum, this new sampling strategy has provision for generation of district-level annual estimates by the states participating in the survey. This enhancement facilitates the generation of quarterly estimates from ASUSE 2025, in addition to the annual results.

NOTE FOR USERS



The estimates presented in this quarterly bulletin pertain specifically to the unincorporated non-agricultural sector for the reference quarter under consideration. Although sampling design has been modified to enable generation of quarterly estimates using an area frame, the quarterly sample size is significantly less than the annual sample size. Accordingly, users may interpret quarterly movements with caution, considering potential sampling variability and short-term fluctuations in activity levels. It is important to note that ASUSE covers only a part of the non-agricultural economy, namely, the unincorporated segment of the establishments in manufacturing, trade and services (excluding construction) and, hence, the trends observed in the quarterly results of the unincorporated sector as presented in QBUSE, may not directly align with the corresponding quarterly GDP estimates which covers the entire economy. Where relevant, the estimates presented in the Quarterly Bulletin are accompanied by confidence intervals to enable informed interpretation of the estimates.